

SOUTHEASTERN CONFERENCE™

2022 BASEBALL

FINAL

EASTERN DIVISION

	SEC	Pct.	GB	All	Pct.	Home	Away	Neutral	Div.	T25	T10	L10	Streak
#Tennessee	25-5	.833	-	57-9	.864	37-5	13-2	7-2	15-3	16-6	7-3	8-2	L1
Georgia	15-15	.500	10.0	36-23	.610	23-9	9-11	4-3	9-9	9-10	2-4	4-6	L1
Florida	15-15	.500	10.0	42-24	.636	25-13	12-9	5-2	7-11	12-19	7-8	6-4	L1
Vanderbilt	14-16	.467	11.0	39-23	.629	21-12	13-8	5-3	10-8	10-18	4-9	4-6	L1
South Carolina	13-17	.433	12.0	27-28	.491	21-12	4-14	2-2	7-11	9-14	5-7	4-6	L1
Kentucky	12-18	.400	13.0	33-26	.559	23-11	7-13	3-2	8-10	13-14	8-11	7-3	L1
Missouri	10-20	.333	15.0	28-23	.549	17-8	9-15	2-0	7-11	3-13	1-8	4-6	L1

WESTERN DIVISION

	SEC	Pct.	GB	All	Pct.	Home	Away	Neutral	Div.	T25	T10	L10	Streak
* ^ Texas A&M	19-11	.633	-	44-20	.688	27-9	12-6	5-5	11-7	17-6	12-5	7-3	L1
*Arkansas	18-12	.600	1.0	46-21	.687	28-7	11-9	7-5	11-7	14-10	5-4	7-3	L1
LSU	17-13	.567	2.0	40-22	.645	26-9	11-9	3-4	7-11	8-10	3-8	6-4	L2
*Auburn	16-13	.552	2.5	43-22	.662	25-9	12-9	6-4	9-8	12-11	9-10	6-4	L1
*!Ole Miss	14-16	.467	5.0	42-23	.646	19-12	15-8	8-3	8-10	14-10	13-8	9-1	W3
Alabama	12-17	.414	6.5	31-27	.534	22-11	7-14	2-2	9-8	11-14	9-11	5-5	L2
Mississippi State	9-21	.300	10.0	26-30	.464	18-14	7-12	1-4	7-11	6-17	2-10	1-9	L3

INCAA Champion; #SEC Champion and SEC Tournament Champion; ^ SEC Western Division Champion; *College World Series Participant

2022 NCAA CHAMPIONSHIP

NCAA Regionals

Friday, June 3

#9 Arkansas 7, Grand Canyon 1 (Stillwater, Okla.)
 at #3 Texas A&M 8, Oral Roberts 2
 San Diego 3, Vanderbilt 2 (Corvallis, Ore.)
 at #1 Tennessee 10, Alabama State 0
 at #18 Florida 7, Central Michigan 3
 Ole Miss vs. Arizona - postponed
 #19 LSU 14, Kennesaw State 11 (Hattiesburg, Miss.)
 at #20 Auburn 19, SE Louisiana 7
 VCU 8, Georgia 1 (Chapel Hill, N.C.)

Saturday, June 4

Georgia 24, Hofstra 1 (Chapel Hill, N.C.)
 Ole Miss 7, Arizona 4 (Coral Gables, Fla.)
 Vanderbilt 21, New Mexico State 1 (Corvallis, Ore.)
 #9 Arkansas 20, at #5 Oklahoma State 12
 at #20 Auburn 21, Florida State 7
 #8 Oklahoma 9, at #18 Florida 4
 #19 LSU 7, #10 Southern Miss 6 (10 inn.) (Hattiesburg, Miss.)
 at #1 Tennessee 12, Campbell 7
 at #3 Texas A&M 9, UL-Lafayette 6

NCAA Super Regionals

Sunday, June 5

at #11 North Carolina 6, Georgia 5
 at #18 Florida 6, Central Michigan 5
 at #18 Florida 7, #8 Oklahoma 2
 Ole Miss 2, at #6 Miami 1
 Vanderbilt 14, San Diego 4 (Corvallis, Ore.)
 Vanderbilt 8, at #2 Oregon State 1
 at #5 Oklahoma State 14, #9 Arkansas 10 (10 inn.)
 at #20 Auburn 11, #13 UCLA 4 (concluded Monday)
 at #10 Southern Miss 8, #19 LSU 4

at #1 Tennessee 9, Georgia Tech 6
 at #3 Texas A&M 15, #12 TCU 9

Monday, June 6

#8 Oklahoma 5, at #18 Florida 4
 Ole Miss 22, Arizona 6 (Coral Gables, Fla.)
 at #10 Southern Miss 8, #19 LSU 7
 at #2 Oregon State 7, Vanderbilt 6
 #9 Arkansas 7, at #5 Oklahoma State 3

Friday, June 10

#6 Notre Dame 8, at #1 Tennessee 6
 at #3 Texas A&M 5, #6 Louisville 4

Saturday, June 11

#8 Arkansas 4, at #11 North Carolina 1
 at #1 Tennessee 12, #6 Notre Dame 4
 at #3 Texas A&M 4, #6 Louisville 3
 #16 Ole Miss 10, at #10 Southern Miss 0
 #8 Auburn 7, at #2 Oregon State 5

Sunday, June 12

#8 Arkansas 4, at #11 North Carolina 3
 #6 Notre Dame 7, at #1 Tennessee 3
 #16 Ole Miss 5, at #10 Southern Miss 0
 at #2 Oregon State 4, #8 Auburn 3

Monday, June 13

#8 Auburn 4, at #2 Oregon State 3

College World Series (Omaha, Neb.)

Friday, June 17

#4 Oklahoma 13, #2 Texas A&M 8

Saturday, June 18

#3 Arkansas 17, #1 Stanford 2
 #8 Ole Miss 5, #7 Auburn 1

Sunday, June 19

#2 Texas A&M 10, #5 Texas 2

Monday, June 20

#7 Auburn 6, #1 Stanford 2
 #8 Ole Miss 13, #3 Arkansas 5

Tuesday, June 21

#2 Texas A&M 5, #6 Notre Dame 1
 #3 Arkansas 11, #7 Auburn 1

Wednesday, June 22

#4 Oklahoma 5, #2 Texas A&M 1
 #3 Arkansas 3, #8 Ole Miss 2

Thursday, June 23

#8 Ole Miss 2, #3 Arkansas 0

College World Series Finals

Saturday, June 25

#8 Ole Miss 10, #4 Oklahoma 3

Sunday, June 26

#8 Ole Miss 4, #4 Oklahoma 2

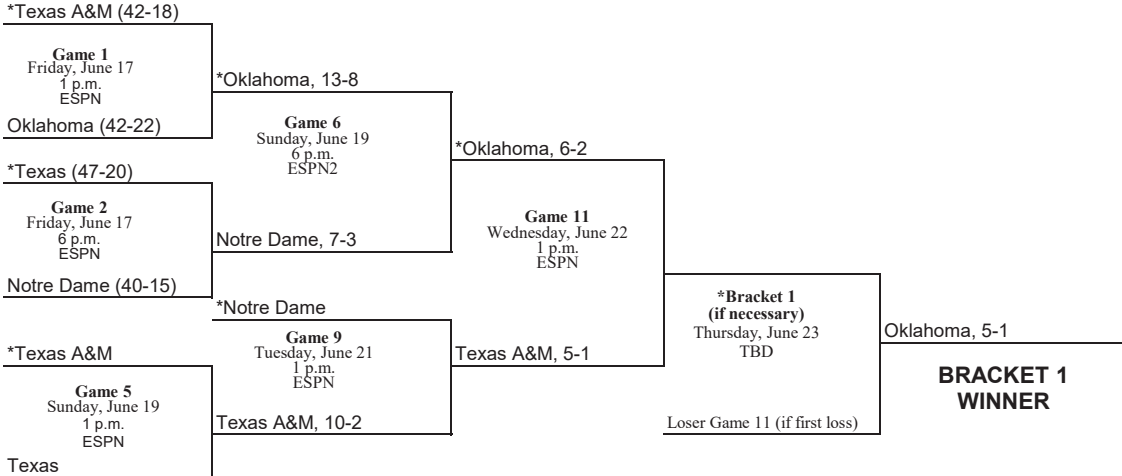
Rankings reflect the highest among the major polls.



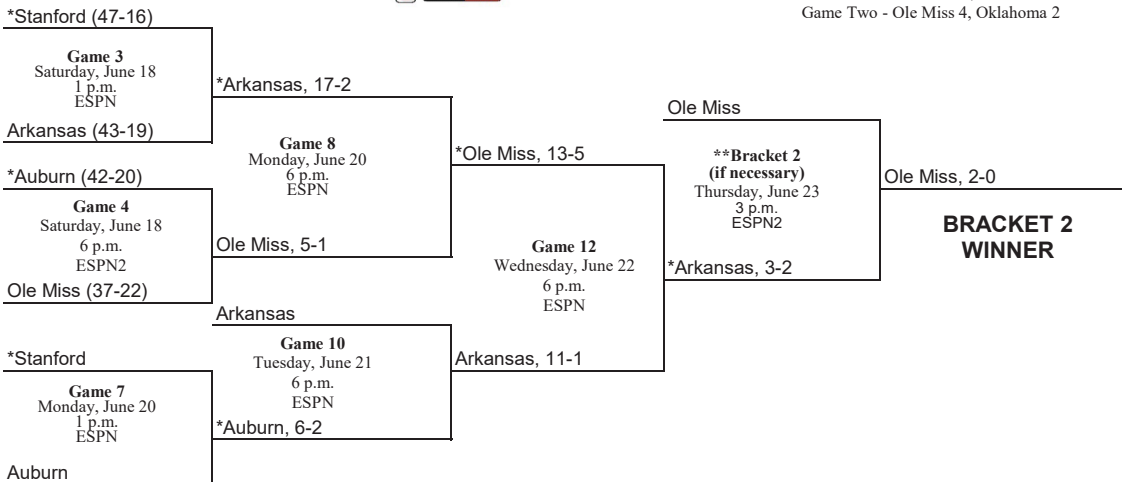


2022 NCAA Men's College World Series
 Charles Schwab Field Omaha - Omaha, Nebraska
 June 17-26/27

BRACKET 1



BRACKET 2



MCWS Finals
 Ole Miss wins, 2-0
 (Best two-of-three and all games on ESPN)
 Game One - Ole Miss 10, Oklahoma 3
 Game Two - Ole Miss 4, Oklahoma 2

Ole Miss
NATIONAL CHAMPION

All times Central and subject to change. *Home Team

*Bracket 1 will be necessary if the winner of Game 9 also wins Game 11. If it is the only game scheduled for that day, the game will tentatively start at 6 p.m. If there are two games for that day, the game will tentatively start at 1 p.m.

**Bracket 2 will be necessary if the winner of Game 10 also wins Game 12. If it is the only game scheduled for that day, the game will tentatively start at 6 p.m. If there are two games for that day, the game will tentatively start at 6 p.m.

#MCWS Finals Game 3 will be necessary if the winner of MCWS Finals Game 1 loses MCWS Finals Game 2.



Don't Bet On It.

© 2022 National Collegiate Athletic Association. No commercial use without the NCAA's written permission.





2022 NCAA Division I Baseball Championship

Region 1
 Champion: **Florida State**
 Runner-Up: **North Carolina**
 Third Place: **Georgia**
 Fourth Place: **Alabama**

Region 2
 Champion: **Arizona**
 Runner-Up: **Arizona State**
 Third Place: **San Diego State**
 Fourth Place: **Utah**

Region 3
 Champion: **Florida State**
 Runner-Up: **North Carolina**
 Third Place: **Georgia**
 Fourth Place: **Alabama**

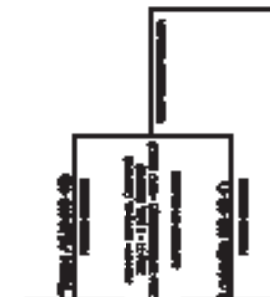
Region 4
 Champion: **Florida State**
 Runner-Up: **North Carolina**
 Third Place: **Georgia**
 Fourth Place: **Alabama**



2022 NCAA
BASEBALL
 CHAMPIONSHIP

Regional Top 16 Rankings

1. Tennessee (53-7)
2. Stanford (41-14)
3. Georgia (44-13)
4. Virginia Tech (41-12)
5. Texas A&M (37-16)
6. Miami (FL) (35-18)
7. Oklahoma St. (35-20)
8. East Carolina (32-18)
9. Texas (42-15)
10. North Carolina (38-15)
11. Southern Miss. (43-16)
12. Louisville (38-19-1)
13. Florida (35-22)
14. Auburn (37-18)
15. Maryland (45-12)
16. Ga. Southern (48-18)



BRACKET ONE

2022 SEC BASEBALL TOURNAMENT
MAY 24-29
HOOVER METROPOLITAN COMPLEX
HOOVER, ALA.

#6 Georgia 3 (H)
 Tues. - Game 1 - 9:30 a.m.
 SEC Network
 (Single Elimination)

#3 Arkansas 3 (H)
 Wed. - Game 5 - 4:30 p.m.
 SEC Network
 (Double Elimination)

#3 Arkansas 5
 Fri. - Game 9 - 9:30 a.m.
 SEC Network
 (Double Elimination)

#7 Florida 11
 Sat. - Game 13 - 9:30 a.m.
 SEC Network
 (Double Elimination)

#11 Alabama 5
 Tues. - Game 1 - 9:30 a.m.
 SEC Network
 (Single Elimination)

#11 Alabama 4
 Wed. - Game 5 - 4:30 p.m.
 SEC Network
 (Double Elimination)

#11 Alabama 5
 Tues. - Game 1 - 9:30 a.m.
 SEC Network
 (Single Elimination)

#2 Texas A&M 10 (H)
 Thurs. - Game 6 - 2:45 p.m.
 SEC Network
 (Double Elimination)

#7 Florida 7 (H)
 Fri. - Game 9 - 9:30 a.m.
 SEC Network
 (Double Elimination)

#11 Alabama 6 (H)
 Sat. - Game 13 - 9:30 a.m.
 SEC Network
 (Double Elimination)

#7 Florida 9
 Sat. - Game 15 - 5:20 p.m.
 SEC Network
 (Single Elimination)

#7 Florida 5 (H)
 SEC TOURNAMENT
 CHAMPIONSHIP GAME

#7 Florida 2 (H)
 Tues. - Game 2 - 6:45 p.m.
 SEC Network
 (Single Elimination)

#7 Florida 0
 Thurs. - Game 6 - 2:45 p.m.
 SEC Network
 (Double Elimination)

#8 Vanderbilt 2
 Fri. - Game 10 - 1:15 p.m.
 SEC Network
 (Double Elimination)

#2 Texas A&M 0 (H)
 Sat. - Game 15 - 5:20 p.m.
 SEC Network
 (Single Elimination)

#12 Kentucky 10 (H)
 SEC TOURNAMENT
 CHAMPIONSHIP GAME

#1 Tennessee
 Sunday - Game 17 - 2 p.m.
 ESPN2

#10 South Carolina 1

BRACKET TWO



#8 Vanderbilt 3 (H)
 Tues. - Game 3 - 10 p.m.
 SEC Network
 (Single Elimination)

#1 Tennessee 10 (H)
 Thurs. - Game 7 - 5:50 p.m.
 SEC Network
 (Double Elimination)

#11 Alabama 8 (H)
 Fri. - Game 11 - 5:30 p.m.
 SEC Network
 (Double Elimination)

#12 Kentucky 7 (H)
 Sat. - Game 14 - 1:10 p.m.
 SEC Network
 (Double Elimination)

#12 Kentucky 2 (H)
 Sat. - Game 16 - 8:55 p.m.
 SEC Network
 (Single Elimination)

#1 Tennessee 8

#9 Ole Miss 1
 Tues. - Game 3 - 10 p.m.
 SEC Network
 (Single Elimination)

#4 LSU 11 (H)
 Thurs. - Game 8 - 9:40 p.m.
 SEC Network
 (Double Elimination)

#2 Texas A&M 12
 Fri. - Game 12 - 10:10 p.m.
 SEC Network
 (Double Elimination)

#4 LSU 2
 Sat. - Game 14 - 1:10 p.m.
 SEC Network
 (Double Elimination)

#1 Tennessee 12

#1 Tennessee 8

#5 Auburn 1 (H)
 Wed. - Game 4 - 12:45 p.m.
 SEC Network
 (Single Elimination)

#12 Kentucky 6
 Thurs. - Game 8 - 9:40 p.m.
 SEC Network
 (Double Elimination)

#4 LSU 2
 Fri. - Game 12 - 10:10 p.m.
 SEC Network
 (Double Elimination)

#1 Tennessee 12

#1 Tennessee 8

#1 Tennessee 8



All times Central
 The second game of each session will begin approximately 30 minutes after the conclusion of the first game.
 TV Network designations subject to change.
 (H) indicates home team

2022 SEC BASEBALL | FINAL

Noteworthy

- Ole Miss won the first NCAA title in program history, becoming the seventh different SEC team to win a national championship. It was the SEC's third consecutive NCAA title - won by three different schools - and 14th overall.

- An SEC team reached the finals of the College World Series for the 13th time in the last 14 tournaments. Ole Miss became the eighth different SEC program to play for a national championship during that span.

- Thirteen of the 15 games in the 2022 College World Series involved at least one SEC team.

- The SEC led all conferences with four teams (Arkansas, Auburn, Ole Miss, Texas A&M) in the 2022 College World Series. This was the third time since 2015 that the SEC comprised half of the CWS field. The SEC tied its record with four teams in the field, which was first accomplished in 1997 and again in 2004, 2015 and 2019.

- Half of the SEC (7 of 14 teams) has earned a trip to the College World Series in the last two seasons. Three teams advanced to Omaha in 2021, and four other teams advanced in 2022.

- Arkansas made its 11th appearance in the College World Series, Texas A&M its seventh, and Auburn and Ole Miss made their sixth appearance in 2022.

- In the last 10 years (since the 2012 College World Series), 10 different SEC programs have advanced to Omaha.

- An SEC team has won the national championship 14 times with eight of those coming since 2009. LSU won its sixth title in 2009, South Carolina won back-to-back titles in 2011 and 2012, while Vanderbilt won in 2014 and 2019, Florida in 2017, Mississippi State in 2021 and Ole Miss in 2022. The SEC has finished runner-up eight times since 2008 (Vanderbilt, 2021; Arkansas, 2018; LSU, 2017; Vanderbilt, 2015; Mississippi State, 2013; South Carolina, 2012; Florida, 2011; and Georgia, 2008).

- The SEC had nine teams earn NCAA Tournament bids, tied for the most of any conference. The SEC led all conferences with five teams in the Super Regionals and four teams in the College World Series.

- SEC teams have combined for a 302-89 (.772) non-conference record, which is best among all conferences.

2022 SEC Baseball Attendance Figures					
School	Stadium Capacity	Home Games	Total Home Attendance	Avg. Home Attendance	Home Season High
Alabama	5,867	33	102,223	3,098	4,325 (4/1)
Arkansas	10,737	35	363,153	10,376	11,772 (5/13)
Auburn	4,096	34	121,706	3,580	4,096 (6x)
Florida	7,000	38	196,250	5,164	8,306 (3/26)
Georgia	3,420	32	102,711	3,210	3,912 (3/29)
Kentucky	5,000	34	72,095	2,120	3,104 (3/11)
LSU	10,326	35	362,759	10,365	11,145 (4/29)
Ole Miss	11,477	31	309,949	9,998	12,503 (4/23)
Mississippi State	15,000	32	328,302	10,259	14,228 (4/9)
Missouri	3,031	25	28,181	1,127	3,031 (4/6)
South Carolina	8,242	33	215,212	6,522	8,242 (3/4)
Tennessee	4,387	43	181,517	4,221	4,651 (2/19)
Texas A&M	6,100	35	204,466	5,842	7,492 (3/25)
Vanderbilt	3,802	33	120,418	3,649	3,802 (20x)
Total		473	2,708,942	5,727	14,228 (4/9)

SEC Teams vs. Non-Conference In 2022

America East	10-0	1.000
Atlantic Coast	15-14	.517
Atlantic 10	17-1	.944
Atlantic Sun	32-5	.865
American	7-5	.583
Big East	7-2	.778
Big South	14-2	.875
Big Ten	4-1	.800
Big 12	20-17	.541
Big West	5-2	.714
Colonial	5-0	1.000
Conference USA	11-13	.458
Horizon League	6-1	.857
Ivy League	6-3	.667
Metro Atlantic Athletic	3-0	1.000
Mid-American	8-1	.889
Missouri Valley	7-3	.700
Mountain West	1-0	1.000
Northeast	3-0	1.000
Ohio Valley	16-3	.842
Pac-12	9-4	.692
Patriot	3-0	1.000
Southern	10-3	.769
Southland	13-4	.765
Southwestern Athletic	25-0	1.000
Summit League	5-1	.833
Sun Belt	30-1	.968
West Coast	4-3	.571
Western Athletic	6-0	1.000
Total	302-89	.772

Media Services

SEC Baseball Communications Contacts

School	Name	Email	Phone
Alabama	Alex Thompson	athompson@ia.ua.edu	(205) 348-6084
Arkansas	Oliver Grigg	ogrigg@uark.edu	(479) 502-6577
Auburn	George Nunnelley	gnunnelley@auburn.edu	(334) 844-9656
Florida	Sullivan Bortner	SullivanB@gators.ufl.edu	(352) 375-4683
Georgia	Christopher Lakos	clakos@sports.uga.edu	(706) 542-1621
Kentucky	Matt May	matt.may@uky.edu	(859) 257-8504
LSU	Bill Franques	wfranqu@lsu.edu	(225) 578-2527
Ole Miss	Mitch Praxl	mjpraxl@olemiss.edu	(662) 915-7896
Mississippi State	Anna Claire Thomas	acthomas@athletics.msstate.edu	(662) 325-0972
Missouri	Jacob Bell	j.bell@missouri.edu	(573) 884-8519
South Carolina	Kent Reichert	kentr2@mailbox.sc.edu	(803) 777-5257
Tennessee	Sean Barows	sbarows@utk.edu	(865) 974-7478
Texas A&M	Thomas Dick	tddick@athletics.tamu.edu	(979) 845-5725
Vanderbilt	Josh Foster	joshua.foster@vanderbilt.edu	(205) 213-5091



2022 SEC BASEBALL | FINAL

National Rankings

Baseball America

1. Ole Miss
2. Oklahoma
3. Texas A&M
4. Arkansas
5. Notre Dame
6. Auburn
7. Stanford
8. Tennessee
9. Texas
10. Virginia Tech
11. Oregon State
12. Louisville
13. North Carolina
14. Miami
15. Connecticut
16. Southern Miss
17. East Carolina
18. Maryland
19. Oklahoma State
20. TCU
21. Texas State
22. Florida
23. UCLA
24. LSU
25. Texas Tech

Collegiate Baseball

1. Ole Miss
2. Oklahoma
3. Arkansas
4. Texas A&M
5. Notre Dame
6. Auburn
7. Texas
8. Stanford
9. Tennessee
10. Virginia Tech
11. Oregon State
12. Louisville
13. East Carolina
14. North Carolina
15. Southern Miss
16. Connecticut
17. Texas State
18. UC Santa Barbara
19. TCU
20. UCLA
21. Oklahoma State
22. Texas Tech
23. LSU
24. Arizona
25. Miami

D1Baseball.com

1. Ole Miss
2. Oklahoma
3. Texas A&M
4. Arkansas
5. Stanford
6. Notre Dame
7. Auburn
8. Texas
9. Tennessee
10. Oregon State
11. Oregon State
12. Louisville
13. East Carolina
14. North Carolina
15. Southern Miss
16. Connecticut
17. Oklahoma State
18. Maryland
19. Texas State
20. Miami
21. Florida
22. UCLA
23. TCU
24. Texas Tech
25. LSU

NCBWA

1. Ole Miss
2. Oklahoma
3. Arkansas
4. Texas A&M
5. Notre Dame
6. Auburn
7. Stanford
8. Texas
9. Tennessee
10. Oregon State
11. Southern Miss
12. Louisville
13. Virginia Tech
14. East Carolina
15. North Carolina
16. Connecticut
17. Oklahoma State
18. Texas State
19. Maryland
20. Miami
21. LSU
22. Florida
23. Texas Tech
24. Vanderbilt
25. TCU

Perfect Game

1. Ole Miss
2. Oklahoma
3. Arkansas
4. Texas A&M
5. Auburn
6. Notre Dame
7. Stanford
8. Texas
9. Tennessee
10. Virginia Tech
11. Oregon State
12. Southern Miss
13. East Carolina
14. Louisville
15. North Carolina
16. Connecticut
17. Miami
18. Texas State
19. Maryland
20. UCLA
21. Texas Tech
22. LSU
23. Florida
24. UC Santa Barbara
25. Gonzaga

USA Today (Coaches)

1. Ole Miss
2. Oklahoma
3. Arkansas
4. Texas A&M
5. Notre Dame
6. Stanford
7. Auburn
8. Texas
9. Tennessee
10. Oregon State
11. Virginia Tech
12. East Carolina
13. Southern Miss
14. Louisville
15. North Carolina
16. Connecticut
17. Oklahoma State
18. Maryland
19. Texas State
20. Miami
21. Florida
22. LSU
23. UCLA
24. Vanderbilt
25. Texas Tech

[Key - Baseball America / Collegiate Baseball / D1Baseball / NCBWA / Perfect Game / USA Today Coaches]

	Alabama	Arkansas	Auburn	Florida	Georgia	Kentucky	LSU
Preseason	-/-/-/-/-	8/20/2/4/9/4	-/-/-/-/-	6/6/9/7/23/10	14/-/16/22/-/17	-/-/-/-/-	10/3/8/8/4/7
Feb. 21	-/-/-/-/-	9/23/2/3/9/4	-/-/-/-/-	19/13/15/17/-/10	15/17/16/16/-/17	-/-/-/-/-	11/2/8/6/3/7
Feb. 28	-/-/-/-/-	10/20/3/7/11/6	-/-/-/-/-	18/16/14/16/-/16	14/5/15/10/24/13	-/-/-/-/-	8/3/7/5/3/7
March 7	-/-/-/-/-	9/20/3/5/11/7	-/-/-/-/-	13/13/11/10/19/10	18/11/20/19/-/15	-/-/-/-/-	16/6/12/8/10/9
March 14	-/-/-/-/-	7/18/3/4/10/4	-/-/-/-/-	13/13/9/10/17/9	18/10/20/19/-/20	-/-/-/-/-	16/4/13/9/9/8
March 21	-/-/-/-/-	6/5/3/2/6/4	-/-/-/-/-	9/13/8/7/14/7	17/7/17/17/-/14	-/-/-/-/-	-/14/21/16/21/18
March 28	-/-/-/-/-	4/4/2/2/6/2	-/-/-/-/-	16/18/14/13/18/12	-/15/23/17/-/17	-/-/-/-/-	21/17/13/11/15/12
April 4	-/-/-/-/-	3/3/2/2/4/2	25/18/-/-/-/-	-/-/-/23/-/22	17/13/14/11/17/10	-/-/-/-/-	-/23/19/16/22/16
April 11	-/-/24/-/-/-	7/6/6/4/9/5	17/14/17/23/19/22	-/20/23/20/-/17	12/13/12/10/16/10	-/-/-/-/-	24/17/15/12/15/12
April 18	-/-/-/-/-	4/2/4/3/4/3	23/21/19/25/25/22	-/-/-/-/-	18/20/14/12/23/10	-/-/-/-/-	-/22/23/24/23
April 25	-/-/-/-/-	3/3/5/6/11/4	21/17/19/19/19/21	-/-/-/-/-	16/22/14/15/23/11	-/-/-/-/-	-/22/23/22/20
May 2	-/-/-/-/-	5/2/4/4/5/3	21/19/19/22/19/18	-/-/-/-/-	22/24/22/17/25/16	-/-/-/-/-	20/23/20/19/14/19
May 9	-/-/-/-/-	5/4/4/4/6/4	21/21/20/22/21/20	-/-/-/-/-	-/25/-/25/-/22	-/-/-/-/-	14/19/17/18/9/15
May 16	-/-/-/-/-	7/6/7/9/8/5	20/23/19/19/19/18	-/-/-/-/-	-/-/-/-/25	-/-/-/-/-	-/-/21/-/24
May 23	-/-/-/-/-	11/8/13/10/12/10	20/23/24/23/-/21	-/25/-/-/-/-	-/24/-/-/-/-	-/-/-/-/-	21/16/21/20/15/20
May 30	-/-/-/-/-	21/9/23/18/22/13	24/-/25/-/-/20	18/25/18/20/20/22	-/-/-/-/-	-/-/-/-/-	-/19/-/24/23/-
June 7	-/-/-/-/-	21/8/23/10/22/13	24/15/25/8/-/20	18/-/18/20/20/22	-/-/-/-/-	-/-/-/-/-	-/23/-/23/23/-
June 14	-/-/-/-/-	21/3/23/10/22/13	24/7/25/8/-/20	18/-/18/20/20/22	-/-/-/-/-	-/-/-/-/-	-/23/-/23/23/-
Final	-/-/-/-/-	4/3/4/3/3/3	6/6/7/6/5/7	22/-/21/22/23/21	-/-/-/-/-	-/-/-/-/-	24/23/25/21/22/22

	Ole Miss	Mississippi State	Missouri	South Carolina	Tennessee	Texas A&M	Vanderbilt
Preseason	9/19/5/6/10/6	3/9/4/3/6/3	-/-/-/-/-	-/-/-/-/-	17/-/19/16/21/16	-/-/-/-/-	2/2/3/2/1/2
Feb. 21	10/11/3/2/10/6	8/11/7/10/16/3	-/-/-/-/-	-/-/-/-/-	17/18/18/15/19/16	-/-/-/-/-	7/4/5/9/5/2
Feb. 28	6/11/2/2/9/2	11/24/9/12/17/15	-/-/-/-/-	-/-/-/-/-	16/6/17/14/14/11	-/-/-/-/-	7/4/5/6/5/5
March 7	4/10/2/2/5/3	-/23/24/-/-	-/-/-/-/-	-/-/-/-/-	11/3/10/9/6/4	-/-/-/-/-	7/2/4/3/2/2
March 14	2/9/1/2/4/1	-/23/23/-/24	-/-/-/-/-	-/-/-/-/-	9/2/7/7/5/5	-/-/-/-/-	6/1/4/1/2/3
March 21	1/8/1/5/5/2	-/-/-/-/-	-/-/-/-/-	-/-/-/-/-	7/2/5/3/1/5	-/-/-/-/-	5/1/4/1/2/1
March 28	9/20/10/10/11/10	-/-/-/-/-	-/-/-/-/-	-/-/-/-/-	1/1/1/1/1/1	-/-/-/-/-	11/3/9/5/7/5
April 4	7/14/9/6/10/8	-/-/-/-/-	-/-/-/-/-	-/-/-/-/-	1/1/1/1/1/1	-/-/-/-/-	19/6/16/10/11/12
April 11	-/25/25/25/-	-/-/-/-/-	-/-/-/-/-	-/-/-/-/-	1/1/1/1/1/1	-/-/-/-/-	-/11/-/17/14/17
April 18	-/-/-/-/-	-/-/-/-/-	-/-/-/-/-	-/-/-/-/-	1/1/1/1/1/1	-/-/-/-/-	-/5/-/20/19/19
April 25	-/-/-/-/-	-/-/-/-/-	-/-/-/-/-	-/-/-/-/-	1/1/1/1/1/1	23/23/21/-/-/-	-/6/-/22/18/22
May 2	-/-/-/-/-	-/-/-/-/-	-/-/-/-/-	-/-/-/-/-	1/1/1/1/1/1	14/13/13/21/16/21	-/14/-/-/23
May 9	-/-/-/-/-	-/-/-/-/-	-/-/-/-/-	-/-/-/-/-	2/2/1/2/1/1	12/11/10/16/10/16	25/16/24/24/-/21
May 16	-/20/-/20/-/-	-/-/-/-/-	-/-/-/-/-	-/-/-/-/-	1/1/1/1/1/1	4/7/6/4/4/11	21/11/21/16/-/19
May 23	-/-/-/-/-	-/-/-/-/-	-/-/-/-/-	-/-/-/-/-	1/1/1/1/1/1	3/6/5/5/3/9	-/-/25/-/24
May 30	-/-/-/-/-	-/-/-/-/-	-/-/-/-/-	-/-/-/-/-	1/1/1/1/1/1	4/6/5/5/3/7	-/-/-/-/-
June 7	-/16/-/19/-/-	-/-/-/-/-	-/-/-/-/-	-/-/-/-/-	1/1/1/1/1/1	4/5/5/5/3/7	-/-/25/-/-
June 14	-/8/-/19/-/-	-/-/-/-/-	-/-/-/-/-	-/-/-/-/-	1/9/1/1/1/1	4/2/5/5/3/7	-/-/25/-/-
Final	1/1/1/1/1/1	-/-/-/-/-	-/-/-/-/-	-/-/-/-/-	8/9/9/9/9/9	3/4/3/4/4/4	-/-/24/-/24



2022 SEC BASEBALL | FINAL

2022 Honors and Awards

2022 SEC Baseball Coaches Preseason All-SEC

First Team

C: Logan Tanner, Mississippi State
1B: Tre' Morgan, LSU
2B: Robert Moore, Arkansas
3B: Jacob Berry, LSU
SS: Jacob Gonzalez, Ole Miss
OF: Dylan Crews, LSU
OF: Enrique Bradfield Jr., Vanderbilt
OF: Jud Fabian, Florida
DH/UTL: Dominic Keegan, Vanderbilt
SP: Landon Sims, Mississippi State
SP: Hunter Barco, Florida
RP: Nick Maldonado, Vanderbilt

Second Team

C: Hayden Dunhurst, Ole Miss
1B: Tim Elko, Ole Miss
2B: Peyton Chatagnier, Ole Miss
3B: Cayden Wallace, Arkansas
SS: Ryan Ritter, Kentucky
OF: Jordan Beck, Tennessee
OF: Drew Gilbert, Tennessee
OF: Brady Slavens, Arkansas*
OF: Kevin Graham, Ole Miss*
DH/UTL: Luke Hancock, Mississippi State
SP: Jonathan Cannon, Georgia
SP: Will Sanders, South Carolina
RP: Jaden Woods, Georgia
*Tie

Baseball America Preseason All-America

Jacob Berry, LSU (1)
Dylan Crews, LSU (1)
Hunter Barco, Florida (1)
Landon Sims, Mississippi State (1)
Blade Tidwell, Tennessee (1)
Tre' Morgan, LSU (2)
Robert Moore, Arkansas (2)
Cade Doughty, LSU (2)
Enrique Bradfield, Jr., Vanderbilt (2)
Nick Maldonado, Vanderbilt (2)
Logan Tanner, Mississippi State (3)
Peyton Stovall, Arkansas (3)
Jacob Gonzalez, Ole Miss (3)
Jordan Beck, Tennessee (3)
Jud Fabian, Florida (3)
Sterlin Thompson, Florida (3)
Jonathan Cannon, Georgia (3)
Jaxon Wiggins, Arkansas (3)

Collegiate Baseball Preseason All-America

Blade Tidwell, Tennessee (1)
Hunter Barco, Florida (1)
Landon Sims, Mississippi State (1)
Dylan Crews, LSU (1)
Jud Fabian, Florida (1)
Jacob Berry, LSU (1)
Nick Maldonado, Vanderbilt (2)
Logan Tanner, Mississippi State (2)
Dominic Keegan, Vanderbilt (2)
Tre' Morgan, LSU (2)
Robert Moore, Arkansas (2)
Carter Young, Vanderbilt (2)
Jordan Beck, Tennessee (2)
Enrique Bradfield Jr., Vanderbilt (2)
Evan Russell, Tennessee (3)
Jacob Gonzalez, Ole Miss (3)
Gavin Dugas, LSU (3)

D1 Baseball Preseason All-America

Tre' Morgan, LSU (1)
Dylan Crews, LSU (1)
Jacob Berry, LSU (1)
Landon Sims, Mississippi State (1)
Nick Maldonado, Vanderbilt (1)
Logan Tanner, Mississippi State (2)
Robert Moore, Arkansas (2)
Jacob Gonzalez, Ole Miss (2)
Enrique Bradfield Jr., Vanderbilt (2)
Hunter Barco, Florida (2)
Hayden Dunhurst, Ole Miss (3)
Ryan Ritter, Kentucky (3)
Jonathan Cannon, Georgia (3)

NCBWA Preseason All-America

Dominic Keegan, Vanderbilt (1)
Jacob Gonzalez, Ole Miss (1)
Dylan Crews, LSU (1)
Enrique Bradfield Jr., Vanderbilt (1)
Jacob Berry, LSU (1)
Hunter Barco, Florida (1)
Blade Tidwell, Tennessee (1)
Landon Sims, Mississippi State (1)
Nick Maldonado, Vanderbilt (1)
Logan Tanner, Mississippi State (2)
Tre' Morgan, LSU (2)
Robert Moore, Arkansas (2)
Jud Fabian, Florida (2)
Jordan Beck, Tennessee (2)
Kevin Graham, Ole Miss (2)
Tim Elko, Ole Miss (2)
John Thrasher, Kentucky (3)

Perfect Game Preseason All-America

Dominic Keegan, Vanderbilt (1)
Jacob Berry, LSU (1)
Landon Sims, Mississippi State (1)
Tre' Morgan, LSU (2)
Enrique Bradfield Jr., Vanderbilt (2)
Dylan Crews, LSU (2)
Hunter Barco, Florida (2)
Blade Tidwell, Tennessee (2)
Logan Tanner, Mississippi State (3)
Robert Moore, Arkansas (3)
Jacob Gonzalez, Ole Miss (3)
Jud Fabian, Florida (3)
Tim Elko, Ole Miss (3)
Peyton Pallette, Arkansas (3)
Nick Maldonado, Vanderbilt (3)

Golden Spikes Award Preseason Watch List

Hunter Barco, Florida
Jordan Beck, Tennessee
Jacob Berry, LSU
Enrique Bradfield Jr., Vanderbilt
Dylan Crews, LSU
Hayden Dunhurst, Ole Miss
Jud Fabian, Florida
Jacob Gonzalez, Ole Miss
Nick Maldonado, Vanderbilt
Robert Moore, Arkansas
Tre' Morgan, LSU
Ryan Ritter, Kentucky
Landon Sims, Mississippi State
Logan Tanner, Mississippi State
Cayden Wallace, Arkansas

NCBWA Stopper of the Year Preseason Watch List

Blake Burkhalter, Auburn
Landon Green, Alabama
Sean Harney, Kentucky
Brandon Johnson, Ole Miss
Nick Maldonado, Vanderbilt
Chris McElvain, Vanderbilt
Carson Skipper, Auburn
Redmond Walsh, Tennessee
Jaden Woods, Georgia

SEC Player of the Week

2/21: Cade Doughty, LSU
2/28: Trey Lipscomb, Tennessee / Colby Halter, Florida
3/7: Chase Estep, Kentucky
3/14: Brandt Belk, South Carolina / Cayden Wallace, Arkansas
3/21: Tate Kolwyck, Vanderbilt
3/28: Alonzo Rubalcaba, Kentucky / Braylen Wimmer, South Carolina
4/4: Fox Leum, Missouri
4/11: Sonny DiChiara, Auburn / Dylan Rock, Texas A&M
4/18: Jorel Ortega, Tennessee
4/25: Brad Cumbest, Mississippi State
5/2: Braydon Webb, Arkansas
5/9: Dylan Crews, LSU / BT Riopelle, Florida
5/16: Enrique Bradfield, Jr., Vanderbilt
5/23: Brayden Jobert, LSU

SEC Pitcher of the Week

2/21: Hunter Barco, Florida
2/28: Micah Dallas, Texas A&M / Jonathan Cannon, Georgia
3/7: Brandon Sproat, Florida
3/14: Matthew Becker, South Carolina / Parker Stinnett, Mississippi State
3/21: Jonathan Cannon, Georgia
3/28: Chase Dollander, Tennessee
4/4: Drew Beam, Tennessee
4/11: Joseph Gonzalez, Auburn / Garrett McMillan, Alabama
4/18: Nathan Dettmer, Texas A&M
4/25: Chris McElvain, Vanderbilt
5/2: Noah Hall, South Carolina / Nathan Dettmer, Texas A&M
5/9: Tyler Guilfoil, Kentucky
5/16: Noah Hall, South Carolina / Carter Holton, Vanderbilt
5/23: Chase Dollander, Tennessee

SEC Freshman of the Week

2/21: Michael Braswell, South Carolina
2/28: Jared Dickey, Tennessee
3/7: Davis Diaz, Vanderbilt
3/14: Jared Dickey, Tennessee
3/21: Drew Beam, Tennessee / Carter Holton, Vanderbilt
3/28: Chase Burns, Tennessee
4/4: Drew Beam, Tennessee
4/11: Josh Pearson, LSU / Blake Purnell, Florida
4/18: Hagen Smith, Arkansas
4/25: Christian Moore, Tennessee
5/2: Brady Tygart, Arkansas
5/9: Hunter Elliott, Ole Miss / Carter Holton, Vanderbilt
5/16: Hunter Elliott, Ole Miss / Blake Burke, Tennessee
5/23: Brandon Neely, Florida

Collegiate Baseball National Players of the Week

2/21: Cade Doughty, LSU
2/21: Hunter Barco, Florida
2/21: Chris McElvain, Vanderbilt
2/28: Trey Lipscomb, Tennessee
2/28: Sonny DiChiara, Auburn



2022 SEC BASEBALL | FINAL

2/28: Colby Halter, Florida
3/7: Landon Sims, Mississippi State
3/7: Will Sanders, South Carolina
3/7: Chris McElvain, Vanderbilt
3/7: Jud Fabian, Florida
3/7: Ryan Dyal, Auburn
3/14: Chase Estep, Kentucky
3/14: Jacob Berry, LSU
3/14: Carter Holton, Vanderbilt
3/14: Cayden Wallace, Arkansas
3/14: Jared Dickey, Tennessee
4/4: Drew Beam, Tennessee
4/25: Chris McElvain, Vanderbilt
4/25: Jacob Palisch, Texas A&M
5/23: Brayden Jobert, LSU

NCBWA National Players of the Week

2/22: Hunter Barco, Florida
3/1: Trey Lipscomb, Tennessee
4/5: Drew Beam, Tennessee
5/24: Brayden Jobert, LSU

NCBWA National Players of the Month

March: Drew Beam, Tennessee

Senior CLASS Award Candidates

Dominic Keegan, Vanderbilt (finalist)
Jake Wyandt, Auburn

Buster Posey Award Watch List

Colin Burgess, South Carolina
Troy Claunch, Texas A&M
Hayden Dunhurst, Ole Miss
Fernando Gonzalez, Georgia
Dominic Keegan, Vanderbilt
Alonzo Rubalcaba, Kentucky
Dominic Tamez, Alabama
Logan Tanner, Mississippi State
Michael Turner, Arkansas
Jake Wyandt, Auburn

Golden Spikes Award Midseason Watch List

Hunter Barco, Florida
Drew Beam, Tennessee
Jacob Berry, LSU
Enrique Bradfield Jr., Vanderbilt
Chase Burns, Tennessee
Jonathan Cannon, Georgia
Dylan Crews, LSU
Sonny DiChiara, Auburn
Chase Dollander, Tennessee
Dominic Keegan, Vanderbilt
Chris McElvain, Vanderbilt
Connor Noland, Arkansas

Brooks Wallace Award Watch List

Jalen Battles, Arkansas
Michael Braswell, South Carolina
Josh Day, Missouri
Cade Doughty, LSU
Jacob Gonzalez, Ole Miss
Jim Jarvis, Alabama
Cortland Lawson, Tennessee
Brody Moore, Auburn
Ryan Ritter, Kentucky
Cole Tate, Georgia

NCBWA Stopper of the Year Midseason Watch List

Blake Burkhalter, Auburn
Jack Gowen, Georgia
Tyler Guilfoil, Kentucky
Blake Purnell, Florida
Thomas Schultz, Vanderbilt

Brady Tygart, Arkansas
Redmond Walsh, Tennessee

CoSIDA Academic All-District

Daniel Harris IV, Kentucky
Evan Russell, Tennessee
Jorel Ortega, Tennessee
Jordan Beck, Tennessee
Hunter Barco, Florida
Drew Williamson, Alabama
Ben Anderson, Georgia
Tommy Seidl, Alabama
Owen Diodati, Alabama
RJ Yeager, Mississippi State
Jess Davis, Mississippi State
Braydon Webb, Arkansas
Jacob Palisch, Texas A&M
Jordan Thompson, Texas A&M

Dick Hoswer Trophy Semifinalists

Drew Beam, Tennessee
Jacob Berry, LSU
Enrique Bradford Jr., Vanderbilt
Chase Burns, Tennessee
Jonathan Cannon, Georgia
Dylan Crews, LSU
Sonny DiChiara, Auburn
Chase Dollander, Tennessee
Dominic Keegan, Vanderbilt
Trey Lipscomb, Tennessee

2022 SEC Baseball Awards

Co-Player of the Year: Dylan Crews, LSU
Co-Player of the Year: Sonny DiChiara, Auburn
Pitcher of the Year: Chase Dollander, Tennessee
Freshman of the Year: Drew Beam, Tennessee
Scholar-Athlete of the Year: Ben Anderson, Georgia
Coach of the Year: Tony Vitello, Tennessee

First Team All-SEC

C: BT Riopelle, Florida
1B: Sonny DiChiara, Auburn
2B: RJ Yeager, Mississippi State
3B: Trey Lipscomb, Tennessee
SS: Jacob Gonzalez, Ole Miss
OF: Enrique Bradfield Jr., Vanderbilt
OF: Dylan Crews, LSU
OF: Drew Gilbert, Tennessee
SP: Chase Dollander, Tennessee
SP: Jonathan Cannon, Georgia
RP: Tyler Guilfoil, Kentucky
DH/UT: Dominic Keegan, Vanderbilt

Second Team All-SEC

C: Logan Tanner, Mississippi State
1B: Tim Elko, Ole Miss
2B: Ryan Targac, Texas A&M
3B: Jacob Berry, LSU
SS: Josh Day, Missouri
OF: Wyatt Langford, Florida
OF: Spencer Jones, Vanderbilt
OF: Dylan Rock, Texas A&M
SP: Chase Burns, Tennessee
SP: Drew Beam, Tennessee
RP: Blake Burkhalter, Auburn
DH/UT: Brandt Belk, South Carolina*
DH/UT: Austin Bost, Texas A&M*

Freshman All-SEC Team

Chase Burns, SP, Tennessee
Drew Beam, SP, Tennessee
Brady Tygart, RP, Arkansas
Hunter Elliott, SP, Ole Miss
Hagen Smith, SP, Arkansas

Carter Holton, SP, Vanderbilt
Hunter Hines, INF/OF, Mississippi State
Blake Burke, 1B/OF, Tennessee
Brandon Neely, P, Florida
Devin Futrell, SP, Vanderbilt
Michael Braswell, INF/P, South Carolina
Dylan Ray, RP, Alabama*
Chris Cortez, RP, Texas A&M*

SEC All-Defensive Team

C: Logan Tanner, Mississippi State
1B: Tre' Morgan, LSU
2B: Robert Moore, Arkansas
3B: Blake Rambusch, Auburn
SS: Ryan Ritter, Kentucky
OF: Enrique Bradfield, Jr., Vanderbilt
OF: Dylan Crews, LSU
OF: Drew Gilbert, Tennessee
P: Connor Noland, Arkansas

*Ties (Ties are not broken)

SEC All-Tournament Team

P: Chase Dollander, Tennessee
P: Sean Harney, Kentucky
C: Devin Burkes, Kentucky
DH: Jac Caglianone, Florida
1B: Jack Moss, Texas A&M
2B: Daniel Harris IV, Kentucky
3B: Trey Lipscomb, Tennessee
SS: Ryan Ritter, Kentucky
OF: Drew Gilbert, Tennessee
OF: Wyatt Langford, Florida
OF: Caden Rose, Alabama

Collegiate Baseball Newspaper All-America Team

Chase Dollander, Tennessee (1)
Dylan Crews, LSU (1)
Tyler Guilfoil, Kentucky (2)
Trey Lipscomb, Tennessee (2)
Drew Gilbert, Tennessee (2)
Sonny DiChiara, Auburn (2)
Chase Burns, Tennessee (3)
Jonathan Cannon, Georgia (3)
RJ Yeager, Mississippi State (3)
Jacob Berry, LSU (3)

Collegiate Baseball Newspaper Freshman All-America Team

Chase Burns, Tennessee
Devin Futrell, Vanderbilt
Carter Holton, Vanderbilt
Drew Beam, Tennessee
Hagen Smith, Arkansas
Dylan Ray, Alabama
Brady Tygart, Arkansas
Blake Purnell, Florida
Cade Austin, South Carolina
Blake Burke, Tennessee
Hunter Hines, Mississippi State

Academic All-America Baseball Team

Evan Russell, Tennessee (1)
RJ Yeager, Mississippi State (1)
Luc Lipcius, Tennessee (2)
Daniel Harris IV, Kentucky (3)
Braydon Webb, Arkansas (3)
Owen Diodati, Alabama (3)



2022 SEC BASEBALL | FINAL

NCBWA Stopper of the Year Finalists

Blake Burkhalter, Auburn
Jack Gowen, Georgia
Tyler Guilfoil, Kentucky
Redmond Walsh, Tennessee

NCBWA District Player of the Year

Trey Lipscomb, Tennessee (District 3)

Dick Howser Trophy Finalist

Trey Lipscomb, Tennessee

NCBWA Freshman All-America Team

Chase Burns, Tennessee (1)
Drew Beam, Tennessee (1)
Brady Tygart, Arkansas (1)
Hunter Hines, Mississippi State (2)
Carter Holton, Vanderbilt (2)

NCBWA Freshman Player of the Year

Chase Burns, Tennessee

ABCA/Rawlings All-Region Team

Sonny DiChiara, Auburn (1)
Dominic Keegan, Vanderbilt (1)
Jorel Ortega, Tennessee (1)
Trey Lipscomb, Tennessee (1)
Wyatt Langford, Florida (1)
Drew Gilbert, Tennessee (1)
Enrique Bradfield, Jr., Vanderbilt (1)
Chase Dollander, Tennessee (1)
Chase Burns, Tennessee (1)
Jonathan Cannon, Georgia (1)
Carter Holton, Vanderbilt (1)
Blake Burkhalter, Auburn (1)
Cole Tate, Georgia (1)
Jordan Beck, Tennessee (1)
Spencer Jones, Vanderbilt (1)
Brandon Sproat, Florida (1)
Jack Gowen, Georgia (1)
Tim Elko, Ole Miss (1)
RJ Yeager, Mississippi State (1)
Jacob Berry, LSU (1)
Dylan Crews, LSU (1)
Hunter Hines, Mississippi State (1)
Jack Moss, Texas A&M (1)
Dylan Rock, Texas A&M (1)
Chase Estep, Kentucky (2)
Tyler Guilfoil, Kentucky (2)
Cayden Wallace, Arkansas (2)
Brayden Jobert, LSU (2)
Ma'Khail Hilliard, LSU (2)

NCBWA All-America Team

Trey Lipscomb, Tennessee (1)
Dylan Crews, LSU (1)
Enrique Bradfield, Jr., Vanderbilt (1)
Drew Gilbert, Tennessee (1)
Chase Burns, Tennessee (1)
Chase Dollander, Tennessee (1)
Jack Gowen, Georgia (1)
Tyler Guilfoil, Kentucky (1)
Sonny DiChiara, Auburn (2)
Jacob Berry, LSU (2)
Wyatt Langford, Florida (2)
Drew Beam, Tennessee (2)
Blake Burkhalter, Auburn (2)
Redmond Walsh, Tennessee (2)
Tim Elko, Ole Miss (3)
RJ Yeager, Mississippi State (3)
Dylan Rock, Texas A&M (3)
Jonathan Cannon, Georgia (3)
Ben Joyce, Tennessee (3)

ABCA/Rawling Gold Glove

Robert Moore, Arkansas
Ryan Ritter, Kentucky

D1Baseball.com All-America Team

Dylan Crews, LSU (1)
Wyatt Langford, Florida (1)
Sonny DiChiara, Auburn (1)
Chase Dollander, Tennessee (1)
Dylan Rock, Texas A&M (2)
Jacob Palisch, Texas A&M (2)
Enrique Bradfield Jr., Vanderbilt (3)
Drew Gilbert, Tennessee (3)
Trey Lipscomb, Tennessee (3)
Chase Burns, Tennessee (3)

Baseball America All-America Team

Dylan Crews, LSU (1)
Sonny DiChiara, Auburn (1)
Tyler Guilfoil, Kentucky (1)
Trey Lipscomb, Tennessee (2)
Drew Gilbert, Tennessee (2)
Chase Dollander, Tennessee (2)
Jacob Palisch, Texas A&M (2)
Enrique Bradfield Jr., Vanderbilt (3)
Dylan DeLucia, Ole Miss (3)

D1Baseball.com Freshman America All-America Team

Drew Beam, Tennessee (1)
Chase Burns, Tennessee (1)
Carter Holton, Vanderbilt (1)
Hunter Elliott, Ole Miss (1)
Hunter Hines, Mississippi State (2)
Brady Tygart, Arkansas (2)

() indicates team



2022 SEC BASEBALL | FINAL

2022 Television Schedule

Date	Time (ET)	Game	Network
Sat., March 12	4:00 p.m.	Texas at South Carolina	SECN
Sun., March 13	11:00 a.m.	Gonzaga at Missouri	SECN
Tues., March 15	7:00 p.m.	Michigan at Vanderbilt	SECN
Thurs., March 17	7:00 p.m.	Ole Miss at Auburn	SECN
Fri., March 18	7:00 p.m.	Mississippi State at Georgia	SECN
Sat., March 19	12:00 p.m.	South Carolina at Tennessee	SECN
Sun., March 20	12:00 p.m.	Mississippi State at Georgia	SECN
Sun., March 20	3:00 p.m.	Texas A&M at LSU	SECN
Thurs., March 24	8:00 p.m.	Vanderbilt at South Carolina	ESPN2
Fri., March 25	7:00 p.m.	LSU at Florida	SECN
Sat., March 26	3:00 p.m.	Arkansas at Missouri	SECN
Sat., March 26	8:00 p.m.	Tennessee at Ole Miss	SECN
Sun., March 27	12:00 p.m.	Georgia at Kentucky	SECN
Sun., March 27	3:00 p.m.	Alabama at Mississippi State	SECN
Tues., March 29	7:00 p.m.	Florida State at Florida	SECN
Wed., March 30	7:00 p.m.	SIUE at Missouri	SECN
Thurs., March 31	7:00 p.m.	Auburn at LSU	SECN
Thurs., March 31	8:00 p.m.	Florida at Georgia	ESPN2
Fri., April 1	7:00 p.m.	Tennessee at Vanderbilt	ESPN2
Fri., April 1	7:00 p.m.	Mississippi State at Arkansas	SECN
Sat., April 2	5:00 p.m.	Texas A&M at Alabama	SECN
Sat., April 2	8:00 p.m.	Tennessee at Vanderbilt	SECN
Wed., April 6	8:00 p.m.	Kansas at Missouri	SECN
Thurs., April 7	6:00 p.m.	Arkansas at Florida	SECN
Thurs., April 7	9:00 p.m.	Kentucky at Texas A&M	SECN
Fri., April 8	8:00 p.m.	LSU at Mississippi State	SECN
Sat., April 9	2:00 p.m.	Kentucky at Texas A&M	SECN
Sat., April 9	7:00 p.m.	Missouri at Tennessee	SECN
Sun., April 10	12:00 p.m.	Georgia at South Carolina	SECN
Sun., April 10	3:00 p.m.	Alabama at Ole Miss	SECN
Thurs., April 14	8:00 p.m.	Auburn at Mississippi State	SECN
Thurs., April 14	8:00 p.m.	Kentucky at Missouri	ESPNU
Fri., April 15	7:00 p.m.	Florida at Vanderbilt	ESPN2
Fri., April 15	7:00 p.m.	LSU at Arkansas	SECN
Sat., April 16	2:00 p.m.	Kentucky at Missouri	SECN
Sat., April 16	7:00 p.m.	Florida at Vanderbilt	SECN
Sun., April 17	1:00 p.m.	Florida at Vanderbilt	ESPN2
Tues., April 19	7:00 p.m.	Dallas Baptist at Texas A&M	SECN
Thurs., April 21	7:00 p.m.	Mississippi State at Ole Miss	SECN
Thurs., April 21	8:00 p.m.	Missouri at LSU	ESPNU
Fri., April 22	8:30 p.m.	Arkansas at Texas A&M	SECN
Sat., April 23	12:00 p.m.	Vanderbilt at Kentucky	SECN
Sat., April 23	4:30 p.m.	Mississippi State at Ole Miss	ESPN2
Sun., April 24	2:00 p.m.	Georgia at Alabama	ESPN2
Thurs., April 28	7:00 p.m.	Alabama at South Carolina	SECN
Thurs., April 28	8:00 p.m.	Texas A&M at Vanderbilt	ESPNU
Fri., April 29	7:00 p.m.	Auburn at Tennessee	SECN
Sat., April 30	12:00 p.m.	Alabama at South Carolina	SECN
Sat., April 30	7:00 p.m.	Auburn at Tennessee	SECN
Sat., April 30	8:00 p.m.	Ole Miss at Arkansas	ESPN2
Sun., May 1	12:00 p.m.	Kentucky at Florida	SECN
Sun., May 1	1:00 p.m.	Ole Miss at Arkansas	ESPN
Sun., May 1	3:00 p.m.	Mississippi State at Missouri	SECN
Tues., May 3	7:00 p.m.	Louisville at Vanderbilt	SECN

Wed., May 4	7:00 p.m.	NC A&T at South Carolina	SECN
Thurs., May 5	7:00 p.m.	Tennessee at Kentucky	SECN
Fri., May 6	8:00 p.m.	Florida at Mississippi State	SECN
Sat., May 7	5:30 p.m.	Arkansas at Auburn	SECN
Sat., May 7	7:30 p.m.	Florida at Mississippi State	ESPNU
Sat., May 7	8:30 p.m.	LSU at Alabama	SECN
Sun., May 8	2:00 p.m.	Vanderbilt at Georgia	SECN
Thurs., May 12	7:00 p.m.	Georgia at Tennessee	ESPNU
Fri., May 13	5:30 p.m.	Georgia at Tennessee	SECN
Fri., May 13	8:30 p.m.	Ole Miss at LSU	ESPN2
Fri., May 13	8:30 p.m.	Alabama at Auburn	SECN
Sat., May 14	12:00 p.m.	Kentucky at South Carolina	SECN
Sat., May 14	3:00 p.m.	Ole Miss at LSU	SECN
Sun., May 15	1:00 p.m.	Mississippi State at Texas A&M	SECN
Sun., May 15	4:00 p.m.	Alabama at Auburn	SECN
Thurs., May 19	7:00 p.m.	Tennessee at Mississippi State	SECN
Thurs., May 19	8:00 p.m.	LSU at Vanderbilt	ESPN2
Fri., May 20	8:00 p.m.	Arkansas at Alabama	SECN
Sat., May 21	2:00 p.m.	LSU at Vanderbilt	SECN

SEC Baseball Tournament Schedule

Tues., May 24	10:30 a.m.	First Round	SEC Network
	2 p.m.	First Round	SEC Network
	5:30 p.m.	First Round	SEC Network
Wed., May 25	9 p.m.	First Round	SEC Network
	10:30 a.m.	Second Round	SEC Network
	2 p.m.	Second Round	SEC Network
Thurs., May 26	5:30 p.m.	Second Round	SEC Network
	9 p.m.	Second Round	SEC Network
	10:30 a.m.	Third Round	SEC Network
Fri., May 27	2 p.m.	Third Round	SEC Network
	5:30 p.m.	Third Round	SEC Network
	9 p.m.	Third Round	SEC Network
Sat., May 28	4 p.m.	Fourth Round	SEC Network
	7:30 p.m.	Fourth Round	SEC Network
Sun., May 29	1 p.m.	Semifinal	SEC Network
	4:30 p.m.	Semifinal	SEC Network
Sun., May 29	3 p.m.	Championship	ESPN2



2022 SEC BASEBALL | FINAL

2022 SEC Baseball Composite Schedule (All Times Eastern)

Friday, Feb. 18

Oklahoma 3, Auburn 0 (Arlington, Texas)
at #14 Georgia 4, Albany 2
#24 Long Beach State 3, at #3 Mississippi State 0
at Alabama 5, Xavier 4
Illinois State 3, at #2 Arkansas 2
Kentucky 10, at Jacksonville State 8
at South Carolina 9, UNC Greensboro 7
at #16 Tennessee 9, Georgia Southern 0
at #5 Ole Miss 9, Charleston Southern 3
at #1 Vanderbilt 3, #7 Oklahoma State 0
at #6 Florida 7, #25 Liberty 2
Missouri 12, at Nicholls State 1 (7 inn.)
at #3 LSU 13, Maine 1
at Texas A&M 13, Fordham 1

Saturday, Feb. 19

UNC Greensboro 5, at South Carolina 4
at #2 Arkansas 5, Illinois State 1
at #16 Tennessee 10, Georgia Southern 3
#7 Oklahoma State 4, at #1 Vanderbilt 3
at #3 LSU 17, Maine 8
at #5 Ole Miss 11, Charleston Southern 1 (7 inn.)
at Alabama 5, Xavier 4
at #14 Georgia 7, Albany 6
#24 Long Beach State 13, at #3 Mississippi State 3
at Texas A&M 5, Fordham 3
Auburn 2, #4 Texas Tech 1 (Arlington, Texas)
#25 Liberty 6, at #6 Florida 4
Kentucky 6, at Jacksonville State 2
Missouri 14, at Nicholls State 2 (7 inn.)

Sunday, Feb. 20

Auburn 12, Kansas State 1 (Arlington, Texas)
#25 Liberty 5, at #6 Florida 3
at #14 Georgia 9, Albany 1
at #16 Tennessee 14, Georgia Southern 0
at Texas A&M 5, Fordham 4
at South Carolina 8, UNC Greensboro 7 (10 inn.)
at Alabama 9, Xavier 4
at #2 Arkansas 4, Illinois State 2
at #3 LSU 21, Maine 6
Kentucky 15, at Jacksonville State 1
at #3 Mississippi State 12, #24 Long Beach State 4
at Nicholls State 9, Missouri 8
#7 Oklahoma State 7, at #1 Vanderbilt 5
at #5 Ole Miss 12, Charleston Southern 2 (8 inn.)

Monday, Feb. 21

Missouri 7, at Nicholls State 4

Tuesday, Feb. 22

at #3 Mississippi State 17, Arkansas-Pine Bluff 1 (7 inn.)
at Alabama 6, Jacksonville State 3
at South Carolina 7, Winthrop 1
at #15 Georgia 7, Wofford 1
#10 Florida 8, at Stetson 1
at Texas A&M 9, Lamar 3
SE Missouri State at Kentucky - canceled
Arkansas State at #2 Ole Miss - postponed
North Alabama at #2 Vanderbilt - postponed
Tennessee Tech at #15 Tennessee - suspended, top 5

Wednesday, Feb. 23

at #2 Ole Miss 15, Arkansas State 5 (5 inn.)
at Kentucky 3, Bellarmine 2
at Alabama 9, Alabama State 2
at #15 Tennessee 16, UNC Asheville 1
at #2 Vanderbilt 9, Evansville 0 (6 inn.)
at Auburn 13, Troy 1
at #10 Florida 3, North Florida 1
at #15 Louisiana Tech 11, #2 LSU 6
Missouri 19, at Southern 8

Friday, Feb. 25

Penn 2, at Texas A&M 1
at Kentucky 14, Western Michigan 3

at South Carolina 13, George Washington 4
at #15 Tennessee 27, Iona 1
#2 Arkansas 5, Indiana 2 (Round Rock, Texas)
at #15 Georgia 1, Akron 0
at #2 Ole Miss 10, VCU 4
at #2 Vanderbilt 7, Army 2
at #10 Florida 4, Georgia State 1
at Auburn 9, Yale 0
Missouri 4, at ULM 3
at #2 LSU 6, Towson 0
at #1 Texas 1, Alabama 0
Northern Kentucky 7, at #3 Mississippi State 6

Saturday, Feb. 26

at Kentucky 13, Western Michigan 12 (12 inn.)
at #15 Tennessee 29, Iona 0
at #15 Georgia 10, Akron 0 (8 inn.) (DH-1)
at #15 Georgia 7, Akron 2 (DH-2)
at South Carolina 10, George Washington 6 (DH-1)
at South Carolina 5, George Washington 0 (DH-2)
at #1 Texas 2, Alabama 0
at #2 LSU 9, Southern 2
at Auburn 4, Yale 3 (DH-1)
Yale 5, at Auburn 4 (10 inn.)
at #3 Mississippi State 10, Northern Kentucky 1
at #24 Vanderbilt 10, Army 7
at #10 Florida 13, Georgia State 4
#2 Arkansas vs. #2 Stanford - postponed (Round Rock, Texas)
Penn at Texas A&M - postponed
VCU at #2 Ole Miss - canceled
Missouri at ULM - canceled

Sunday, Feb. 27

Missouri 4, at ULM 2
at #10 Florida 12, Georgia State 1
at Kentucky 16, Western Michigan 5 (8 inn.)
at #2 LSU 11, Towson 1
at #2 LSU 15, Southern 0 (7 inn.)
at #2 Ole Miss 14, VCU 3 (7 inn.)
at #15 Tennessee 12, Iona 2 (7 inn.)
at #2 Mississippi State 7, Northern Kentucky 2
at Texas A&M 5, Penn 0 (DH-1)
Penn 8, at Texas A&M 5 (DH-2)
at #2 Vanderbilt 6, Army 0
at #1 Texas 6, Alabama 1
vs. #2 Stanford 5, #2 Arkansas 0 (Round Rock, Texas)
#2 Arkansas 6, UL-Lafayette 4 (Round Rock Texas)
Akron at #15 Georgia - canceled

Tuesday, March 1

UT Martin 7, at Alabama 6
Western Kentucky 7, at Kentucky 5
at #9 Mississippi State 2, Grambling State 1
at #4 Vanderbilt 5, Central Arkansas 2
#14 Florida 11, at North Florida 2
#5 Georgia 7, Wofford 6 (Greenville, S.C.)
South Carolina 9, Appalachian State 6 (Charlotte, N.C.)
at Auburn 13, Alabama State 7
at #2 Ole Miss 10, ULM 2
at #6 Tennessee 4, ETSU 1
at Texas A&M 3, Houston Baptist 2

Wednesday, March 2

at Alabama 8, Troy 1
at #3 Arkansas 15, Omaha 3
at Kentucky 5, Evansville 4
at #2 Ole Miss 11, ULM 1 (7 inn.)
at Auburn 16, UAB 1
at #14 Florida 17, Florida A&M 0
Southern Miss 7, #9 Mississippi State 1 (Pearl, Miss.)
at #3 LSU 11, New Orleans 3

Friday, March 4

at Alabama 5, Murray State 1
Southeastern Louisiana 7, at #3 Arkansas 3
at Kentucky 13, #8 TCU 11
#3 LSU 5, Oklahoma 4 (11 inn.) (Houston, Texas)

at #10 Georgia Tech 11, #5 Georgia 7
#2 Ole Miss 8, at UCF 7
at Auburn 7, Rhode Island 2
at #18 Miami 5, #14 Florida 2
at Missouri 6, Tarleton State 5
Clemson 3, at South Carolina 2
#9 Mississippi State 19, at Tulane 2
#1 Texas 7, #6 Tennessee 2 (Houston, Texas)
Washington State 11, Texas A&M 6 (Frisco, Texas)
#4 Vanderbilt 9, at Hawaii 2

Saturday, March 5

at #3 Arkansas 4, Southeastern Louisiana 2 (DH-1)
at #3 Arkansas 11, Southeastern Louisiana 1 (8 inn.) (DH-2)
at Kentucky 5, #8 TCU 1 (7 inn.) (DH-1)
#8 TCU 12, at Kentucky 8 (DH-2)
#10 Georgia Tech 7, at #5 Georgia 0
at Alabama 6, Murray State 1
at Auburn 16, Rhode Island 0 (DH-1)
at Auburn 12, Rhode Island 0 (7 inn.) (DH-2)
at Tulane 11, #9 Mississippi State 10 (10 inn.)
at Missouri 9, Tarleton State 1
at UCF 1, #2 Ole Miss 0 (12 inn.)
Clemson 10, South Carolina 2 (Columbia, S.C.)
#6 Tennessee 10, Baylor 5 (Houston, Texas)
#4 Vanderbilt 12, Hawaii 1 (7 inn.) (DH-1)
#4 Vanderbilt 13, Hawaii 1 (DH-2)
#14 Florida 8, #18 Miami 1
Texas A&M 7, Iowa 3 (Frisco, Texas)
#1 Texas 6, #3 LSU 1 (Houston, Texas)

Sunday, March 6

#14 Florida 11, at #18 Miami 3
#2 Ole Miss 9, at UCF 1
#6 Tennessee 8, Oklahoma 0 (Houston, Texas)
at Auburn 14, Rhode Island 1
at Alabama 5, Murray State 4
#5 Georgia 12, #10 Georgia Tech 3 (Lawrenceville, Ga.)
at Tulane 5, #9 Mississippi State 4
at Missouri 11, Tarleton State 6
at Clemson 5, South Carolina 2
#4 Vanderbilt 2, at Hawaii 1
Wichita State 6, Texas A&M 5 (Frisco, Texas)
Baylor 9, #3 LSU 6 (Houston, Texas)

Tuesday, March 8

Xavier 15, at South Carolina 7
at Kentucky 9, Murray State 1
at #10 Florida 1, Jacksonville 0
James Madison at #3 Tennessee - suspended, mid 8
Georgia Southern 13, #11 Georgia 5 (North Augusta, S.C.)
#23 Mississippi State 11, #11 Texas Tech 5 (Biloxi, Miss.)
McNeese State at #6 LSU - postponed
Memphis at #2 Ole Miss - postponed
Middle Tennessee State at Alabama - postponed

Wednesday, March 9

North Alabama 9, at Alabama 5
Ohio 9, at Kentucky 8
#15 Gonzaga 10, at Missouri 5
at #3 Tennessee 9, James Madison 8 (10 inn.)
at #3 Tennessee 10, James Madison 2
#11 Georgia 5, at Georgia Southern 1
#11 Texas Tech 7, #23 Mississippi State 2 (Biloxi, Miss.)
Auburn 4, Tennessee Tech 3 (Huntsville, Ala.)
#6 LSU 6, McNeese State 3
at #2 Ole Miss 16, Alcorn State 1 (7 inn.)
at Texas A&M 4, Tarleton State 1
Jacksonville at #10 Florida - postponed

Thursday, March 10

at #3 Arkansas 12, Illinois-Chicago 4 (DH-1)
at #3 Arkansas 5, Illinois-Chicago 4 (DH-2)

Friday, March 11

at #2 Vanderbilt 12, Wagner 7 (DH-1)
at #2 Vanderbilt 13, Wagner 0 (DH-2)



2022 SEC BASEBALL | FINAL

at Kentucky 14, High Point 3 (DH-1) (7 inn.)
at Kentucky 9, High Point 5 (DH-2)
at #6 LSU 8, Bethune-Cookman 7
at #11 Georgia 8, Lipscomb 3
at #2 Ole Miss 16, Oral Roberts 2
at Alabama 9, Binghamton 3
at #3 Tennessee 17, Rhode Island 4 (DH-1)
at #3 Tennessee 8, Rhode Island 3 (DH-2)
Middle Tennessee State 10, at Auburn 8
at #23 Mississippi State 11, Princeton 2
Santa Clara at Texas A&M - postponed
#1 Texas at South Carolina - postponed
Seton Hall at #10 Florida - postponed

Saturday, March 12

at #10 Florida 16, Seton Hall 4 (DH-1)
at #10 Florida 11, Seton Hall 9 (DH-2)
#1 Texas 9, at South Carolina 5
at Texas A&M 10, Santa Clara 2 (DH-1) (7 inn.)
Santa Clara 16, at Texas A&M 5 (DH-2)
at Alabama 14, Binghamton 2
at #3 Arkansas 10, Illinois-Chicago 1
at #6 LSU 5, Bethune-Cookman 1
Missouri 4, San Francisco 1 (Phoenix, Ariz.)
Oral Roberts at #2 Ole Miss - postponed
Middle Tennessee State at Auburn - postponed

Sunday, March 13

Seton Hall 6, at #10 Florida 4
at #23 Mississippi State 3, Princeton 2 (DH-1)
at #23 Mississippi State 9, Princeton 1 (DH-2) (7 inn.)
at Texas A&M 5, Santa Clara 2
at Auburn 10, Middle Tennessee State 7 (DH-1)
Middle Tennessee State 4, at Auburn 3 (DH-2) (8 inn.)
at #11 Georgia 9, Lipscomb 2 (DH-1)
at #11 Georgia 9, Lipscomb 5 (DH-2)
at Kentucky 4, High Point 3
at #3 Tennessee 12, Rhode Island 3
at #3 Arkansas 10, Illinois-Chicago 8
at South Carolina 4, #1 Texas 2 (DH-1) (7 inn.)
at South Carolina 9, #1 Texas 4 (DH-2)
at Alabama 5, Binghamton 3
at #6 LSU 15, Bethune-Cookman 0
at #2 Ole Miss 6, Oral Roberts 2 (DH-1) (7 inn.)
Oral Roberts 8, at #2 Ole Miss 4 (DH-2) (7 inn.)
at #2 Vanderbilt 15, Wagner 5
Missouri 6, at Arizona State 4

Monday, March 14

at #23 Mississippi State 13, Binghamton 5

Tuesday, March 15

at #10 Georgia 15, USC Upstate 3
at Indiana 20, Kentucky 7
at Missouri 18, Saint Louis 4 (7 inn.)
at #2 Tennessee 7, Eastern Kentucky 1
at #1 Vanderbilt 5, Michigan 4
at South Carolina 12, Gardner-Webb 0 (7 inn.)
at SE Louisiana 5, #1 Ole Miss 1
at #4 Arkansas 14, Grambling State 1 (8 inn.)
at #4 LSU 7, Tulane 5
Houston 8, at Texas A&M 2
Kennesaw State at Auburn - postponed
#8 Florida State at #9 Florida - postponed

Wednesday, March 16

at #4 Arkansas 13, Grambling State 3 (8 inn.)
at Southern Miss 3, Alabama 2

Thursday, March 17

*#1 Ole Miss 13, at Auburn 6

Friday, March 18

*at #2 Tennessee 8, South Carolina 3
*#9 Florida 6, at Alabama 4
*at Auburn 19, #1 Ole Miss 5
*at #10 Georgia 11, #23 Mississippi State 0
*at #1 Vanderbilt 15, Missouri 2
*at #4 Arkansas 6, Kentucky 2

*Texas A&M 6, at #4 LSU 4

Saturday, March 19

*at #2 Tennessee 5, South Carolina 2
*at #10 Georgia 12, #23 Mississippi State 11
*#1 Ole Miss 15, at Auburn 2
*at #1 Vanderbilt 6, Missouri 0
*#9 Florida 13, at Alabama 6
*Texas A&M 11, at #4 LSU 7
*at #4 Arkansas 9, Kentucky 3

Sunday, March 20

*#23 Mississippi State 20, at #10 Georgia 3
*at #4 Arkansas 3, Kentucky 1
*at #2 Tennessee 10, South Carolina 0
*at #1 Vanderbilt 7, Missouri 4
*at Alabama 8, #9 Florida 7
*at #4 LSU 7, Texas A&M 6

Tuesday, March 22

at #7 Florida 3, Bethune-Cookman 2
#7 Georgia 10, Georgia State 3 (Lawrenceville, Ga.)
at Kentucky 7, Morehead State 5
at #1 Tennessee 13, Butler 3
Auburn 13, South Alabama 12 (Montgomery, Ala.)
at The Citadel 4, South Carolina 3
#1 Vanderbilt 13, Belmont 4 (Nashville, Tenn.)
Texas A&M 15, Rice 8
#1 Ole Miss at Memphis - canceled

Wednesday, March 23

at Mississippi State 14, Southern 5
at UAB 5, Alabama 4
Louisiana Tech 7, at #14 LSU 6 (12 inn.)
at #1 Ole Miss 11, Memphis 8

Thursday, March 24

*#1 Vanderbilt 10, at South Carolina 0

Friday, March 25

*#7 Georgia 4, at Kentucky 2
*at Mississippi State 7, Alabama 6 (10 inn.)
*#1 Arkansas 7, at Missouri 5
*at #7 Florida 7, #14 LSU 2
*at South Carolina 8, #1 Vanderbilt 2
*Auburn 6, at Texas A&M 5 (10 inn.)
*#1 Tennessee 12, at #1 Ole Miss 1

Saturday, March 26

*at Kentucky 10, #7 Georgia 8
*at South Carolina 8, #1 Vanderbilt 6
*at Mississippi State 8, Alabama 7
*at Missouri 7, #1 Arkansas 5
*at Texas A&M 5, Auburn 4 (11 inn.)
*#14 LSU 16, at #7 Florida 4
*#1 Tennessee 10, at #1 Ole Miss 3

Sunday, March 27

*#14 LSU 11, at #7 Florida 2
*at Kentucky 18, #7 Georgia 5
*Auburn 13, at Texas A&M 9
*#1 Arkansas 6, at Missouri 4
*#1 Tennessee 4, at #1 Ole Miss 3
*Alabama 6, at Mississippi State 2

Tuesday, March 29

at #15 Georgia 7, Georgia Southern 2
Eastern Kentucky 6, at Kentucky 3
at Alabama 5, South Alabama 4
Jacksonville State 5, at Auburn 2
#12 Florida 6, #5 Florida State 3 (Jacksonville, Fla.)
Mississippi State 10, at Memphis 4
Presbyterian 9, at South Carolina 6
#3 Vanderbilt 7, Lipscomb 1 (Nashville, Tenn.)
at #2 Arkansas 16, Little Rock 8
at #11 LSU 15, UL-Monroe 4
at #10 Ole Miss 20, North Alabama 3 (7 inn.)
Texas A&M 12, at #7 Texas 9
Missouri 11, Illinois 7 (Sauget, Ill.)

Wednesday, March 30

at #1 Tennessee 11, Western Carolina 1
at Missouri 12, SIU-Edwardsville 2 (7 inn.)
Little Rock at #2 Arkansas - canceled
#10 Ole Miss at Memphis - canceled

Thursday, March 31

*Auburn 6, at #11 LSU 5
*at #15 Georgia 7, #12 Florida 6

Friday, April 1

*at #15 Georgia 6, #12 Florida 1
*#10 Ole Miss 2, at Kentucky 1
*Texas A&M 3, at Alabama 2
*at #2 Arkansas 8, Mississippi State 1
*South Carolina 4, at Missouri 1
*#1 Tennessee 6, at #3 Vanderbilt 2
*at #11 LSU 9, Auburn 2

Saturday, April 2

*Auburn 6, at #11 LSU 4
*at #15 Georgia 14, #12 Florida 8
*at Kentucky 9, #10 Ole Miss 2
*at Missouri 8, South Carolina 7
*at Alabama 10, Texas A&M 9
*at #2 Arkansas 12, Mississippi State 5
*#1 Tennessee 5, at #3 Vanderbilt 2

Sunday, April 3

*#10 Ole Miss 10, at Kentucky 1
*at Alabama 8, Texas A&M 4
*at Missouri 10, South Carolina 3
*#1 Tennessee 5, at #3 Vanderbilt 0
*Mississippi State 5, at #2 Arkansas 3 (12 inn.)

Tuesday, April 5

at #22 Florida 13, Florida A&M 3
at Clemson 4, #10 Georgia 3
at #1 Tennessee 5, Lipscomb 1
at Alabama 10, Samford 1
at #2 Arkansas 21, Central Arkansas 9
#18 Auburn 6, at UAB 4
#18 Southern Miss 10, #6 Ole Miss 7 (Pearl, Miss.)
at Mississippi State 13, UT Martin 2 (7 inn.)
at #6 Vanderbilt 12, Austin Peay 2
at #16 LSU 16, Grambling 3 (7 inn.)
at Texas A&M 8, #8 Texas State 4
#4 Louisville at Kentucky - postponed

Wednesday, April 6

South Carolina 15, #20 North Carolina 2 (Charlotte, N.C.)
at Missouri 14, Kansas 6

Thursday, April 7

*#2 Arkansas 8, at #22 Florida 1
*at Texas A&M 3, Kentucky 2 (11 inn.)

Friday, April 8

*at #22 Florida 7, #2 Arkansas 2
*at #1 Tennessee 8, Missouri 3
*at #18 Auburn 5, #6 Vanderbilt 1
*#10 Georgia 3, at South Carolina 2
*Alabama 7, at #6 Ole Miss 4
*Kentucky 7, at Texas A&M 3
*#16 LSU 5, at Mississippi State 2

Saturday, April 9

*Alabama 12, at #6 Ole Miss 10 (10 inn.)
*at #22 Florida 9, #2 Arkansas 7
*#16 LSU 4, at Mississippi State 3
*at South Carolina 13, #10 Georgia 7
*at Texas A&M 17, Kentucky 3
*#6 Vanderbilt 19, at #18 Auburn 4
*at #1 Tennessee 11, Missouri 4

Sunday, April 10

*#10 Georgia 13, at South Carolina 9
*at #1 Tennessee 4, Missouri 3
*at #18 Auburn 8, #6 Vanderbilt 2



2022 SEC BASEBALL | FINAL

*#16 LSU 13, at Mississippi State 3
*Alabama 7, at #6 Ole Miss 3

Tuesday, April 12

at #24 Alabama 3, Belmont 1
Tennessee Tech 3, #1 Tennessee 2 (Kodak, Tenn.)
at Kentucky 11, Bellarmine 1 (7 inn.)
at #14 Auburn 4, Samford 1
at #19 Florida State 5, #17 Florida 0
#10 Georgia 17, at Kennesaw State 15
at Mississippi State 6, UAB 5 (10 inn.)
at Missouri 9, Western Illinois 1
at South Carolina 4, North Florida 2
at #11 Vanderbilt 7, Western Kentucky 4
at #4 Arkansas 15, Arkansas-Pine Bluff 0 (7 inn.) (DH-1)
at #4 Arkansas 6, Arkansas-Pine Bluff 0 (7 inn.) (DH-2)
Texas A&M 5, at Texas A&M Corpus-Christi 3
Lamar at #12 LSU - postponed

Thursday, April 14

*Texas A&M 8, at #10 Georgia 1
*#25 Ole Miss 9, at South Carolina 1
*at #4 Arkansas 5, #12 LSU 4
*at Mississippi State 7, #14 Auburn 6
*Kentucky 15, at Missouri 6

Friday, April 15

*at #10 Georgia 4, Texas A&M 3
*#24 Alabama 6, at #1 Tennessee 3
*at #11 Vanderbilt 5, #17 Florida 4
*at Mississippi State 9, #14 Auburn 5
*at Missouri 9, Kentucky 4
*at #4 Arkansas 4, #12 LSU 0
*at South Carolina 4, #25 Ole Miss 2

Saturday, April 16

*at Missouri 10, Kentucky 6
*at #4 Arkansas 6, #12 LSU 2
*at South Carolina 9, #25 Ole Miss 8
*#14 Auburn 3, at Mississippi State 2
*Texas A&M 23, at #10 Georgia 9
*at #1 Tennessee 9, #24 Alabama 2
*at #11 Vanderbilt 8, #17 Florida 6

Sunday, April 17

*at #1 Tennessee 15, #24 Alabama 4
*#17 Florida 4, at #11 Vanderbilt 3 (10 inn.)

Tuesday, April 19

at #11 Louisville 4, Kentucky 2
at Florida 10, Stetson 8
Clemson 8, at #10 Georgia 4
at #1 Tennessee 9, Bellarmine 3
UAB 7, at Alabama 6
at #19 Auburn 6, Alabama State 5 (10 inn.)
at Mississippi State 17, Jackson State 2 (7 inn.)
at Missouri 6, Missouri State 5
at Texas A&M 14, #23 Dallas Baptist 1 (7 inn.)
at #5 Vanderbilt 7, Tennessee Tech 0
at #2 Arkansas 10, Arkansas State 1
at #22 LSU 8, UL Lafayette 4
SEMO 13, at Ole Miss 3

Wednesday, April 20

at #2 Arkansas 10, Arkansas State 3
South Carolina 5, at Winthrop 2
at #19 Auburn 14, Kennesaw State 1

Thursday, April 21

*at Ole Miss 4, Mississippi State 2
*at #22 LSU 5, Missouri 3

Friday, April 22

*#1 Tennessee at Florida - 6:30 p.m. (SECN+)
*#5 Vanderbilt at Kentucky - 6:30 p.m. (SECN+)
*#10 Georgia at Alabama - 7 p.m. (SECN+)
*South Carolina at #19 Auburn - 7 p.m. (SECN+)
*Missouri at #22 LSU - 7:30 p.m. (SECN+)
*Mississippi State at Ole Miss - 7:30 p.m. (SECN+)

*#2 Arkansas at Texas A&M - 8:30 p.m. (SECN)

Saturday, April 23

*#5 Vanderbilt at Kentucky - 12 p.m. (SECN)
*Missouri at #22 LSU - 1 p.m. (SECN+)
*#10 Georgia at Alabama - 3 p.m. (SECN+)
*#2 Arkansas at Texas A&M - 3 p.m. (SECN+)
*South Carolina at #19 Auburn - 3 p.m. (SECN+)
*Mississippi State at Ole Miss - 4:30 p.m. (ESPN2)
*#1 Tennessee at Florida - 6:30 p.m. (SECN+)

Sunday, April 24

*#1 Tennessee at Florida - 12 p.m. (SECN+)
*#5 Vanderbilt at Kentucky - 1 p.m. (SECN+)
*#10 Georgia at Alabama - 2 p.m. (ESPN2)
*#2 Arkansas at Texas A&M - 2 p.m. (SECN+)
*South Carolina at #19 Auburn - 2 p.m. (SECN+)

Tuesday, April 26

at #11 Georgia 16, Georgia State 1
at Kentucky 12, Dayton 1 (7 inn.)
at #1 Tennessee 10, Xavier 1
Alabama 9, at Samford 3
#3 Arkansas 2, Central Arkansas 1 (10 inn.) (N. Little Rock, Ark.)
#17 Auburn 8, at Jacksonville State 4
Ole Miss 5, Mississippi State 2 (Pearl, Miss.)
at Missouri State 3, Missouri 2
at New Orleans 9, #20 LSU 4
Sam Houston State at #21 Texas A&M - canceled

Thursday, April 28

*at South Carolina 6, Alabama 5
*#21 Texas A&M 5, at #6 Vanderbilt 1

Friday, April 29

*at Florida 9, Kentucky 2
*at South Carolina 2, Alabama 1
*at #1 Tennessee 17, #17 Auburn 4
*Mississippi State 13, at Missouri 4
*at #6 Vanderbilt 11, #21 Texas A&M 1
*Ole Miss 4, at #3 Arkansas 2
*at #20 LSU 6, #11 Georgia 2

Saturday, April 30

*at South Carolina 11, Alabama 5
*#11 Georgia 12, at #20 LSU 7
*at Missouri 19, Mississippi State 8
*#21 Texas A&M 12, at #7 Vanderbilt 4
*at Florida 9, Kentucky 1
*#17 Auburn 8, at #1 Tennessee 6
*at #3 Arkansas 6, Ole Miss 3

Sunday, May 1

*Kentucky 8, at Florida 1
*at #3 Arkansas 4, Ole Miss 3
*at #1 Tennessee 5, #17 Auburn 3
*at #20 LSU 4, #11 Georgia 3
*at Missouri 7, Mississippi State 6

Tuesday, May 3

at Florida 18, South Florida 3
at #16 Georgia 10, Kennesaw State 7
at #1 Tennessee 14, Alabama A&M 1
#5 Louisville 1, at #14 Vanderbilt 0
at Missouri 9, SEMO 3
Missouri State 6, at #2 Arkansas 4
at #14 LSU 10, Nicholls 6
at #13 Texas A&M 10, UT Arlington 5

Wednesday, May 4

at South Carolina 9, North Carolina A&T 4

Thursday, May 5

*at Kentucky 3, #1 Tennessee 2 (13 inn.)

Friday, May 6

*#14 Vanderbilt 11, at #16 Georgia 9
*at Kentucky 5, #1 Tennessee 2 (concluded Saturday)
*#14 LSU 6, at Alabama 5

*at Ole Miss 7, Missouri 5
*at #13 Texas A&M 16, South Carolina 4
*#2 Arkansas 11, at #18 Auburn 8
*Florida 8, at Mississippi State 6

Saturday, May 7

*at #16 Georgia 13, #14 Vanderbilt 7
*#1 Tennessee 7, at Kentucky 2 (7 inn.)
*at #13 Texas A&M 13, South Carolina 12
*at #18 Auburn 5, #2 Arkansas 3
*at Ole Miss 8, Missouri 1
*Florida 9, at Mississippi State 3
*at Alabama 8, #14 LSU 3

Sunday, May 8

*#14 LSU 12, at Alabama 3
*#2 Arkansas 7, at #18 Auburn 4
*Florida 6, at Mississippi State 2
*#14 Vanderbilt 4, at #16 Georgia 0
*South Carolina 9, at #13 Texas A&M 4
*at Ole Miss 10, Missouri 2

Tuesday, May 10

at Florida 7, Bethune-Cookman 0
at #1 Tennessee 11, Bellarmine 5
#20 Auburn 11, at Troy 4
at #16 Vanderbilt 8, Indiana State 7 (11 inn.)
Alabama 13, at Jacksonville State 6
USC Upstate 9, at South Carolina 6
at Samford 8, Mississippi State 6
at #9 LSU 17, SE Louisiana 3 (7 inn.)
UT Martin at Kentucky - canceled

Wednesday, May 11

Ole Miss 4, at #11 Southern Miss 1

Thursday, May 12

*at #1 Tennessee 5, #22 Georgia 2

Friday, May 13

*at #1 Tennessee 9, #22 Georgia 2
*Florida 13, at Missouri 1
*at South Carolina 11, Kentucky 3
*#16 Vanderbilt 9, at #4 Arkansas 6 (10 inn.)
*at #10 Texas A&M 8, Mississippi State 7
*at #20 Auburn 3, Alabama 2
*Ole Miss 5, at #9 LSU 3 (concluded Saturday)

Saturday, May 14

*Ole Miss 11, at #9 LSU 1
*at South Carolina 7, Kentucky 0
*#22 Georgia 8, at #1 Tennessee 3
*at #20 Auburn 6, Alabama 4
*at Missouri 5, Florida 3
*at #10 Texas A&M 9, Mississippi State 6
*#4 Arkansas 11, #16 Vanderbilt 6 (concluded Sunday)

Sunday, May 15

*#16 Vanderbilt 5, at #4 Arkansas 0 (7 inn.)
*at #10 Texas A&M 8, Mississippi State 2
*Kentucky 7, at South Carolina 1
*Florida 4, at Missouri 3
*Ole Miss 8, at #9 LSU 5
*Alabama at #20 Auburn - canceled

Tuesday, May 17

at #25 Georgia 18, Presbyterian 3
at #1 Tennessee 18, Belmont 0
at Kentucky 13, Tennessee Tech 0 (7 inn.)
#18 Auburn 8, at Samford 4 (Hoover Met)
at Florida 7, #6 Florida State 5
at #11 Vanderbilt 7, Middle Tennessee State 2
Charlotte 8, at South Carolina 3
at Mississippi State 14, North Alabama 4 (8 inn.)
at #21 LSU 19, Northwestern State 7 (7 inn.)
Missouri at Kansas - canceled



2022 SEC BASEBALL | FINAL

Thursday, May 19

*Missouri 11, at #25 Georgia 3
*#5 Arkansas 7, at Alabama 3
*at Florida 14, South Carolina 5
*#1 Tennessee 27, at Mississippi State 2
*#21 LSU 13, at #11 Vanderbilt 2
*#4 Texas A&M 10, at #20 Ole Miss 5
*#18 Auburn at Kentucky - postponed

Friday, May 20

*at Kentucky 5, #18 Auburn 1 (DH-1)
*#18 Auburn 6, at Kentucky 3 (DH-2)
*Missouri 10, at #25 Georgia 3
*at Florida 8, South Carolina 0
*#1 Tennessee 4, at Mississippi State 3
*#21 LSU 8, at #11 Vanderbilt 3
*at Alabama 8, #5 Arkansas 6
*at #20 Ole Miss 14, #4 Texas A&M 6

Saturday, May 21

*at Alabama 18, #5 Arkansas 5
*at Kentucky 6, #18 Auburn 3
*South Carolina 4, at Florida 1
*at #25 Georgia 11, Missouri 10
*#21 LSU 21, at #11 Vanderbilt 10
*#4 Texas A&M 12, at #20 Ole Miss 5
*#1 Tennessee 10, at Mississippi State 5

Tuesday, May 24

SEC Tournament
Alabama 5, #24 Georgia 3
#25 Florida 2, South Carolina 1 (10 inn.)
#24 Vanderbilt 3, Ole Miss 1

Wednesday, May 25

SEC Tournament
Kentucky 3, #20 Auburn 1
Alabama 4, #8 Arkansas 3

Thursday, May 26

SEC Tournament
#3 Texas A&M 10, #25 Florida 0 (7 inn.)
#1 Tennessee 10, #24 Vanderbilt 1
#15 LSU 11, Kentucky 6

Friday, May 27

SEC Tournament
#25 Florida 7, #8 Arkansas 5
Kentucky 10, #24 Vanderbilt 2
#3 Texas A&M 12, Alabama 8
#1 Tennessee 5, #15 LSU 2

Saturday, May 28

SEC Tournament
#25 Florida 11, Alabama 6
Kentucky 7, #15 LSU 2
#25 Florida 9, #3 Texas A&M 0
#1 Tennessee 9, Kentucky 2

Sunday, May 29

SEC Tournament
#1 Tennessee 8, #25 Florida 5

Friday, June 3

NCAA Regionals
#9 Arkansas 7, Grand Canyon 1 (Stillwater, Okla.)
at #3 Texas A&M 8, Oral Roberts 2
San Diego 3, Vanderbilt 2 (Corvallis, Ore.)
at #1 Tennessee 10, Alabama State 0
at #18 Florida 7, Central Michigan 3
Ole Miss vs. Arizona - postponed
#19 LSU 14, Kennesaw State 11 (Hattiesburg, Miss.)
at #20 Auburn 19, SE Louisiana 7
VCU 8, Georgia 1 (Chapel Hill, N.C.)

Saturday, June 4

NCAA Regionals
Georgia 24, Hofstra 1 (Chapel Hill, N.C.)
Ole Miss 7, Arizona 4 (Coral Gables, Fla.)

Vanderbilt 21, New Mexico State 1 (Corvallis, Ore.)
#9 Arkansas 20, at #5 Oklahoma State 12
at #20 Auburn 21, Florida State 7
#8 Oklahoma 9, at #18 Florida 4
#19 LSU 7, #10 Southern Miss 6 (10 inn.) (Hattiesburg, Miss.)
at #1 Tennessee 12, Campbell 7
at #3 Texas A&M 9, UL-Lafayette 6

Sunday, June 5

NCAA Regionals
at #11 North Carolina 6, Georgia 5
at #18 Florida 6, Central Michigan 5
at #18 Florida 7, #8 Oklahoma 2
Ole Miss 2, at #6 Miami 1
Vanderbilt 14, San Diego 4 (Corvallis, Ore.)
Vanderbilt 8, at #2 Oregon State 1
at #5 Oklahoma State 14, #9 Arkansas 10 (10 inn.)
at #20 Auburn 11, #13 UCLA 4 (concluded Monday)
at #10 Southern Miss 8, #19 LSU 4
at #1 Tennessee 9, Georgia Tech 6
at #3 Texas A&M 15, #12 TCU 9

Monday, June 6

NCAA Regionals
#8 Oklahoma 5, at #18 Florida 4
Ole Miss 22, Arizona 6 (Coral Gables, Fla.)
at #10 Southern Miss 8, #19 LSU 7
at #2 Oregon State 7, Vanderbilt 6
#9 Arkansas 7, at #5 Oklahoma State 3

Friday, June 10

NCAA Super Regionals
#6 Notre Dame 8, at #1 Tennessee 6
at #3 Texas A&M 5, #6 Louisville 4

Saturday, June 11

NCAA Super Regionals
#8 Arkansas 4, at #11 North Carolina 1
at #1 Tennessee 12, #6 Notre Dame 4
at #3 Texas A&M 4, #6 Louisville 3
#16 Ole Miss 10, at #10 Southern Miss 0
#8 Auburn 7, at #2 Oregon State 5

Sunday, June 12

NCAA Super Regionals
#8 Arkansas 4, at #11 North Carolina 3
#6 Notre Dame 7, at #1 Tennessee 3
#16 Ole Miss 5, at #10 Southern Miss 0
at #2 Oregon State 4, #8 Auburn 3

Monday, June 13

NCAA Super Regionals
#8 Auburn 4, at #2 Oregon State 3

Friday, June 17

NCAA College World Series
#4 Oklahoma 13, #2 Texas A&M 8

Saturday, June 18

NCAA College World Series
#3 Arkansas 17, #1 Stanford 2
#8 Ole Miss 5, #7 Auburn 1

Sunday, June 19

NCAA College World Series
#2 Texas A&M 10, #5 Texas 2

Monday, June 20

NCAA College World Series
#7 Auburn 6, #1 Stanford 2
#8 Ole Miss 13, #3 Arkansas 5

Tuesday, June 21

NCAA College World Series
#2 Texas A&M 5, #6 Notre Dame 1
#3 Arkansas 11, #7 Auburn 1

Wednesday, June 22

NCAA College World Series

#4 Oklahoma 5, #2 Texas A&M 1
#3 Arkansas 3, #8 Ole Miss 2

Thursday, June 23

NCAA College World Series
#8 Ole Miss 2, #3 Arkansas 0

Saturday, June 25

NCAA College World Series Finals
#8 Ole Miss 10, #4 Oklahoma 3

Sunday, June 26

NCAA College World Series Finals
#8 Ole Miss 4, #4 Oklahoma 2

*Denotes SEC game

Note: Rankings reflect highest among the six major polls at time of the game



2022 SEC BASEBALL | FINAL

Alabama (31-27)

Date	Opponent	Location/Result
F18	Xavier	W, 5-4
F19	Xavier	W, 5-4
F10	Xavier	W, 9-4
F22	Jacksonville State	W, 6-3
F23	Alabama State	W, 9-2
F25	at #1 Texas	L, 1-0
F26	at #1 Texas	L, 2-0
F27	at #1 Texas	L, 6-1
M1	UT Martin	L, 7-6
M2	Troy	W, 8-1
M4	Murray State	W, 5-1
M5	Murray State	W, 6-1
M6	Murray State	W, 5-4
M8	Middle Tennessee	postponed
M9	North Alabama	L, 9-5
M11	Binghamton	W, 9-3
M12	Binghamton	W, 14-2
M13	Binghamton	W, 5-3
M16	at Southern Miss	L, 3-2
M18	#9 Florida*	L, 6-4
M19	#9 Florida*	L, 13-6
M20	#9 Florida*	W, 8-7
M22	at UAB	L, 5-4
M25	at Mississippi State*	L, 7-6 (10 inn.)
M26	at Mississippi State*	L, 8-7
M27	at Mississippi State*	W, 6-2
M29	South Alabama	W, 5-4
A1	Texas A&M*	L, 3-2
A2	Texas A&M*	W, 10-9
A3	Texas A&M*	W, 8-4
A5	Samford	W, 10-1
A8	at #6 Ole Miss*	W, 7-4
A9	at #6 Ole Miss*	W, 12-10 (10 inn.)
A10	at #6 Ole Miss*	W, 7-3
A12	Belmont	W, 3-1
A15	at #1 Tennessee*	W, 6-3
A16	at #1 Tennessee*	L, 9-2
A17	at #1 Tennessee*	L, 15-4
A19	UAB	L, 7-6
A22	#10 Georgia*	L, 4-2
A23	#10 Georgia*	L, 3-0
A24	#10 Georgia*	W, 3-0
A26	at Samford	W, 9-3
A28	at South Carolina*	L, 6-5
A29	at South Carolina*	L, 2-1
A30	at South Carolina*	L, 11-5
M6	#14 LSU*	L, 6-5
M7	#14 LSU*	W, 8-3
M8	#14 LSU*	L, 12-3
M10	at Jacksonville State	W, 13-6
M13	at #20 Auburn*	L, 3-2
M14	at #20 Auburn*	L, 6-4
M15	at #20 Auburn*	canceled
M19	#5 Arkansas*	L, 7-3
M20	#5 Arkansas*	W, 8-6
M21	#5 Arkansas*	W, 18-5
M24	vs. Georgia	W, 5-3
M25	vs. #8 Arkansas	W, 4-3
M27	vs. #3 Texas A&M	L, 12-8
M28	vs. #25 Florida	L, 11-6

*SEC Game

Arkansas (46-21)

Date	Opponent	Location/Result
F18	Illinois State	L, 3-2
F19	Illinois State	W, 5-1
F20	Illinois State	W, 4-2
F25	vs. Indiana	W, 5-2
F27	vs. #2 Stanford	L, 5-0
F27	vs. UL-Lafayette	W, 6-4
M2	Omaha	W, 15-3
M4	SE Louisiana	L, 7-3
M5	SE Louisiana	W, 4-2
M5	SE Louisiana	W, 11-1 (8 inn.)
M10	Illinois-Chicago	W, 12-4
M10	Illinois-Chicago	W, 5-4
M12	Illinois-Chicago	W, 10-1
M13	Illinois-Chicago	W, 10-8
M15	Grambling	W, 13-3 (8 inn.)
M16	Grambling	W, 14-1 (8 inn.)
M18	Kentucky*	W, 6-2
M19	Kentucky*	W, 9-3
M20	Kentucky*	W, 3-1
M23	vs. Omaha	canceled
M25	at Missouri*	W, 7-5
M26	at Missouri*	L, 7-5
M27	at Missouri*	W, 6-4
M29	Little Rock	W, 16-8
M30	Little Rock	canceled
A1	Mississippi State*	W, 8-1
A2	Mississippi State*	W, 12-5
A3	Mississippi State*	L, 5-3 (12 inn.)
A5	Central Arkansas	W, 21-9
A7	at #22 Florida*	W, 8-1
A8	at #22 Florida*	L, 7-2
A9	at #22 Florida*	L, 9-7
A12	Arkansas Pine-Bluff	W, 15-0 (7 inn.)
A12	Arkansas Pine-Bluff	W, 6-0 (7 inn.)
A14	#12 LSU*	W, 5-4
A15	#12 LSU*	W, 4-0
A16	#12 LSU*	W, 6-2
A19	Arkansas State	W, 10-1
A20	Arkansas State	W, 10-3
A22	at Texas A&M*	L, 2-1
A23	at Texas A&M*	W, 3-1
A24	at Texas A&M*	L, 11-10
A26	vs. Central Ark.	W, 2-1 (10 inn.)
A29	Ole Miss*	L, 4-2
A30	Ole Miss*	W, 6-3
M1	Ole Miss*	W, 4-3
M3	Missouri State	L, 6-4
M6	at #18 Auburn*	W, 11-8
M7	at #18 Auburn*	L, 5-3
M8	at #18 Auburn*	W, 7-4
M13	#16 Vanderbilt*	L, 9-6 (10 inn.)
M14	#16 Vanderbilt*	W, 11-6
M15	#16 Vanderbilt*	L, 5-0 (7 inn.)
M19	at Alabama*	W, 7-3
M20	at Alabama*	L, 8-6
M21	at Alabama*	L, 18-5
M25	vs. Alabama	L, 4-3
M25	vs. Alabama	L, 4-3
M27	vs. #25 Florida	L, 7-5
J3	vs. Grand Canyon	W, 7-1
J4	at #5 Okla. State	W, 20-12
J5	at #5 Okla. State	L, 14-10 (10 inn.)
J6	at #5 Okla. State	W, 7-3
J11	at #11 UNC	W, 4-1
J12	at #11 UNC	W, 4-3
J18	vs. #1 Stanford	W, 17-2
J20	vs. #8 Ole Miss	L, 13-5
J21	vs. #7 Auburn	W, 11-1
J22	vs. #7 Ole Miss	W, 3-2
J23	vs. #7 Ole Miss	L, 2-0

*SEC Game

Auburn (43-22)

Date	Opponent	Location/Result
F18	vs. Oklahoma	L, 3-0
F19	vs. #4 Texas Tech	W, 2-1
F20	vs. Kansas State	W, 12-1
F23	Troy	W, 13-1
F25	Yale	W, 9-0
F26	Yale	W, 4-3
F26	Yale	L, 5-4 (10 inn.)
M1	Alabama State	W, 13-7
M2	UAB	W, 6-1
M4	Rhode Island	W, 7-2
M5	Rhode Island	W, 16-0
M5	Rhode Island	W, 12-0 (7 inn.)
M6	Rhode Island	W, 14-1
M8	vs. Tennessee Tech	W, 4-3
M11	Middle Tennessee	L, 10-8
M13	Middle Tennessee	W, 10-7
M13	Middle Tennessee	L, 4-3 (8 inn.)
M15	Kennesaw State	postponed
M17	#1 Ole Miss*	L, 13-6
M18	#1 Ole Miss*	W, 19-5
M19	#1 Ole Miss*	L, 15-2
M22	vs. South Alabama	W, 13-12
M25	at Texas A&M*	W, 6-5 (10 inn.)
M26	at Texas A&M*	L, 5-4 (11 inn.)
M27	at Texas A&M*	W, 13-9
M29	Jacksonville State	L, 5-2
M31	at #11 LSU*	W, 6-5
A1	at #11 LSU*	L, 9-2
A2	at #11 LSU*	W, 6-4
A5	at UAB	W, 6-4
A8	#6 Vanderbilt*	W, 5-1
A9	#6 Vanderbilt*	L, 19-4
A10	#6 Vanderbilt*	W, 8-2
A12	Samford	W, 4-1
A14	at Mississippi State*	L, 7-6
A15	at Mississippi State*	L, 9-5
A16	at Mississippi State*	W, 3-2
A19	Alabama State	W, 6-5 (10 inn.)
A20	Kennesaw State	W, 14-1
A22	South Carolina*	W, 6-3
A23	South Carolina*	W, 8-6
A24	South Carolina*	W, 2-0
A26	at Jacksonville State	W, 8-4
A29	at #1 Tennessee*	L, 17-4
A30	at #1 Tennessee*	W, 8-6
M1	at #1 Tennessee*	L, 5-3
M6	#2 Arkansas*	L, 11-8
M7	#2 Arkansas*	W, 5-3
M8	#2 Arkansas*	L, 7-4
M10	at Troy	W, 11-4
M13	Alabama*	W, 3-2
M14	Alabama*	W, 6-4
M15	Alabama*	canceled
M17	at Samford	W, 8-4
M20	at Kentucky*	L, 5-1
M20	at Kentucky*	W, 6-3
M21	at Kentucky*	L, 6-3
M25	vs. Kentucky	L, 3-1
J3	SE Louisiana	W, 19-7
J4	Florida State	W, 21-7
J5	#13 UCLA	W, 11-4
J11	at #2 Oregon St.	W, 7-5
J12	at #2 Oregon St.	L, 4-3
J13	at #2 Oregon St.	W, 4-3
J18	vs. #7 Ole Miss	L, 5-1
J20	vs. #1 Stanford	W, 6-2
J21	vs. #3 Arkansas	L, 11-1

*SEC Game

Florida (42-24)

Date	Opponent	Location/Result
F18	#25 Liberty	W, 7-2
F19	#25 Liberty	L, 6-4
F20	#25 Liberty	L, 5-3
F22	at Stetson	W, 8-1
F23	North Florida	W, 3-1
F25	Georgia State	W, 4-1
F26	Georgia State	W, 13-4
F27	Georgia State	W, 12-1
M1	at North Florida	W, 11-2
M2	Florida A&M	W, 17-0
M4	at #18 Miami	L, 5-2
M5	at #18 Miami	W, 8-1
M6	at #18 Miami	W, 11-3
M8	Jacksonville	W, 1-0
M9	Jacksonville	postponed
M12	Seton Hall	W, 16-4
M12	Seton Hall	W, 11-9
M13	Seton Hall	L, 6-4
M15	Florida State	postponed
M18	at Alabama*	W, 6-4
M19	at Alabama*	W, 13-6
M20	at Alabama*	L, 8-7
M22	Bethune-Cookman	W, 3-2
M25	#7 LSU*	W, 7-2
M26	#7 LSU*	L, 16-4
M27	#7 LSU*	L, 11-2
M29	vs. #5 Florida State	W, 6-3
M31	at #15 Georgia*	L, 7-6
A1	at #15 Georgia*	L, 6-1
A2	at #15 Georgia*	L, 14-8
A5	Florida A&M	W, 13-3
A7	#2 Arkansas*	L, 8-1
A8	#2 Arkansas*	W, 7-2
A9	#2 Arkansas*	W, 9-7
A12	at #19 Florida State	L, 5-0
A15	at #11 Vanderbilt*	L, 5-4
A16	at #11 Vanderbilt*	L, 8-6
A17	at #11 Vanderbilt*	W, 4-3 (10 inn.)
A19	Stetson	W, 10-8
A22	Tennessee*	L, 8-2
A23	Tennessee*	L, 3-0
A24	Tennessee*	L, 6-4 (11 inn.)
A29	Kentucky*	W, 9-2
A30	Kentucky*	W, 9-1
M1	Kentucky*	L, 8-1
M3	South Florida	W, 18-3
M6	at Mississippi State*	W, 8-6
M7	at Mississippi State*	W, 9-3
M8	at Mississippi State*	W, 6-2
M10	Bethune-Cookman	W, 7-0
M13	at Missouri*	W, 13-1
M14	at Missouri*	L, 5-3
M15	at Missouri*	W, 4-3
M17	#6 Florida State	W, 7-5
M19	South Carolina*	W, 14-5
M20	South Carolina*	W, 8-0
M21	South Carolina*	L, 4-1
M24	vs. South Carolina	W, 2-1 (10 inn.)
M26	vs. #3 Texas A&M	L, 10-0 (7 inn.)
M27	vs. #8 Arkansas	W, 7-5
M28	vs. Alabama	W, 11-6
M28	vs. #3 Texas A&M	W, 9-0
M29	vs. #1 Tennessee	L, 8-5
J3	Central Michigan	W, 7-3
J4	#8 Oklahoma	L, 9-4
J5	Central Michigan	W, 6-5
J5	#8 Oklahoma	W, 7-2
J7	#8 Oklahoma	L, 5-4

*SEC Game



2022 SEC BASEBALL | FINAL

Georgia (36-23)

Date	Opponent	Location/Result
F18	Albany	W, 4-2
F19	Albany	W, 7-6
F20	Albany	W, 9-1
F22	Wofford	W, 7-1
F25	Akron	W, 1-0
F26	Akron	W, 10-0 (8 inn.)
F26	Akron	W, 7-2
F27	Akron	canceled
M1	vs. Wofford	W, 7-6
M4	at #10 Georgia Tech	L, 11-7
M5	#10 Georgia Tech	L, 7-0
M6	vs. #10 Georgia Tech	W, 12-3
M8	vs. Georgia Southern	L, 13-5
M9	at Georgia Southern	W, 5-1
M11	Lipscomb	W, 8-3
M13	Lipscomb	W, 9-2
M13	Lipscomb	W, 9-5
M15	USC Upstate	W, 15-3
M18	#23 Mississippi State*	W, 11-0
M19	#23 Mississippi State*	W, 12-11
M20	#23 Mississippi State*	L, 20-3
M22	vs. Georgia State	W, 10-3
M25	at Kentucky*	W, 4-2
M26	at Kentucky*	L, 10-8
M27	at Kentucky*	L, 18-5
M29	Georgia Southern	W, 7-2
M31	#12 Florida*	W, 7-6
A1	#12 Florida*	W, 6-1
A2	#12 Florida*	W, 14-8
A5	at Clemson	L, 4-3
A8	at South Carolina*	W, 3-2
A9	at South Carolina*	L, 13-7
A10	at South Carolina*	W, 13-9
A12	at Kennesaw State	W, 17-15
A14	Texas A&M*	L, 8-1
A15	Texas A&M*	W, 4-3
A16	Texas A&M*	L, 23-9
A19	Clemson	L, 8-4
A22	at Alabama*	W, 4-2
A23	at Alabama*	W, 3-0
A24	at Alabama*	L, 3-0
A26	Georgia State	W, 16-1
A29	at #22 LSU*	L, 6-2
A30	at #22 LSU*	W, 12-7
M1	at #22 LSU*	L, 4-3
M3	Kennesaw State	W, 10-7
M6	#14 Vanderbilt*	L, 11-9
M7	#14 Vanderbilt*	W, 13-7
M8	#14 Vanderbilt*	L, 4-0
M12	at #1 Tennessee*	L, 5-2
M13	at #1 Tennessee*	L, 9-2
M14	at #1 Tennessee*	W, 8-3
M17	Presbyterian	W, 18-3
M19	Missouri*	L, 11-3
M20	Missouri*	L, 10-3
M21	Missouri*	W, 11-10
M24	vs. Alabama	L, 5-3
J3	vs. VCU	L, 8-1
J4	vs. Hofstra	W, 24-1
J5	at #11 UNC	L, 6-5

*SEC Game

Kentucky (33-26)

Date	Opponent	Location/Result
F18	at Jacksonville State	W, 10-8
F19	at Jacksonville State	W, 6-2
F20	at Jacksonville State	W, 15-1
F22	SE Missouri State	canceled
F23	Bellarmine	W, 3-2
F25	Western Michigan	W, 14-3
F26	Western Michigan	W, 13-12 (12 inn.)
F27	Western Michigan	W, 16-5 (8 inn.)
M1	Western Kentucky	L, 7-5
M2	Evansville	W, 5-4
M4	#8 TCU	W, 13-11
M5	#8 TCU	W, 5-1 (7 inn.)
M6	#8 TCU	L, 12-8
M8	Murray State	W, 9-1
M9	Ohio	L, 9-8
M11	High Point	W, 14-3 (7 inn.)
M11	High Point	W, 9-5
M13	High Point	W, 4-3
M15	at Indiana	L, 20-7
M18	at #4 Arkansas*	L, 6-2
M19	at #4 Arkansas*	L, 9-3
M20	at #4 Arkansas*	L, 3-1
M22	Morehead State	W, 7-5
M25	#7 Georgia*	L, 4-2
M26	#7 Georgia*	W, 10-8
M27	#7 Georgia*	W, 18-5
M29	Eastern Kentucky	L, 6-3
A1	at Ole Miss*	L, 2-1
A2	at Ole Miss*	W, 9-2
A3	at Ole Miss*	L, 10-1
A5	Louisville	postponed
A7	at Texas A&M*	L, 3-2 (11 inn.)
A8	at Texas A&M*	W, 7-3
A9	at Texas A&M*	L, 17-3
A12	Bellarmine	W, 11-1 (7 inn.)
A14	at Missouri*	W, 15-6
A15	at Missouri*	L, 9-4
A16	at Missouri*	L, 10-6
A19	at #11 Louisville	L, 4-2
A22	#5 Vanderbilt*	L, 10-0
A23	#5 Vanderbilt*	W, 3-2
A24	#5 Vanderbilt*	L, 5-3
A26	Dayton	W, 12-1 (7 inn.)
A29	at Florida*	L, 9-2
A30	at Florida*	L, 9-1
M1	at Florida*	W, 8-1
M5	#1 Tennessee*	W, 3-2 (13 inn.)
M6	#1 Tennessee*	W, 5-2
M7	#1 Tennessee*	L, 7-2 (7 inn.)
M10	UT Martin	canceled
M13	at South Carolina*	L, 11-3
M14	at South Carolina*	L, 7-0
M15	at South Carolina*	W, 7-1
M17	Tennessee Tech	W, 13-0 (7 inn.)
M20	#18 Auburn*	W, 5-1
M20	#18 Auburn*	L, 6-3
M21	#18 Auburn*	W, 6-3
M25	vs. #20 Auburn	W, 3-1
M26	vs. #15 LSU	L, 11-6
M27	vs. #24 Vanderbilt	W, 10-2
M28	vs. #15 LSU	W, 7-2
M28	vs. #1 Tennessee	L, 12-2

*SEC Game

LSU (40-22)

Date	Opponent	Location/Result
F18	Maine	W, 13-1
F19	Maine	W, 17-8
F20	Maine	W, 21-6
F23	at #15 La. Tech	L, 11-6
F25	Towson	W, 6-0
F26	Southern	W, 9-2
F27	Towson	W, 11-1
F27	Southern	W, 15-0 (7 inn.)
M2	New Orleans	W, 11-3
M4	vs. Oklahoma	W, 5-4 (11 inn.)
M5	vs. #1 Texas	L, 6-1
M6	vs. Baylor	L, 9-6
M9	McNeese State	W, 6-3
M11	Bethune-Cookman	W, 8-7
M12	Bethune-Cookman	W, 5-1
M13	Bethune-Cookman	W, 15-0
M15	Tulane	W, 7-5
M18	Texas A&M*	L, 6-4
M19	Texas A&M*	L, 11-7
M20	Texas A&M*	W, 7-6
M23	Louisiana Tech	L, 7-6 (12 inn.)
M25	at #7 Florida*	L, 7-2
M26	at #7 Florida*	W, 16-4
M27	at #7 Florida*	W, 11-2
M29	ULM	W, 15-4
M31	Auburn*	L, 6-5
A1	Auburn*	W, 9-2
A2	Auburn*	L, 6-4
A5	Grambling	W, 16-3 (7 inn.)
A8	at Mississippi State*	W, 5-2
A9	at Mississippi State*	W, 4-3
A10	at Mississippi State*	W, 13-3
A12	Lamar	postponed
A14	at #4 Arkansas*	L, 5-4
A15	at #4 Arkansas*	L, 4-0
A16	at #4 Arkansas*	L, 6-2
A19	UL Lafayette	W, 8-4
A21	Missouri*	W, 5-3
A22	Missouri*	W, 4-3 (10 inn.)
A23	Missouri*	W, 8-6
A26	at New Orleans	L, 9-4
A29	#11 Georgia*	W, 6-2
A30	#11 Georgia*	L, 12-7
M1	#11 Georgia*	W, 4-3
M3	Nicholls	W, 10-6
M6	at Alabama*	W, 6-5
M7	at Alabama*	L, 8-3
M8	at Alabama*	W, 12-3
M10	Southeastern La.	W, 17-3 (7 inn.)
M13	Ole Miss*	L, 5-3
M14	Ole Miss*	L, 11-1
M15	Ole Miss*	L, 8-5
M17	Northwestern State	W, 19-7 (7 inn.)
M19	at #11 Vanderbilt*	W, 13-2
M20	at #11 Vanderbilt*	W, 8-3
M21	at #11 Vanderbilt*	W, 21-10
M26	vs. Kentucky	W, 11-6
M27	vs. #1 Tennessee	L, 5-2
M28	vs. Kentucky	L, 7-2
J3	vs. Kennesaw State	W, 14-11
J4	at #10 Southern Miss	W, 7-6 (10 inn.)
J5	at #10 Southern Miss	L, 8-4
J6	at #10 Southern Miss	L, 8-7

*SEC Game

Ole Miss (42-23)

Date	Opponent	Location/Result
F18	Charleston Southern	W, 9-3
F19	Charleston Southern	W, 11-1 (7 inn.)
F20	Charleston Southern	W, 12-2 (8 inn.)
F22	Arkansas State	W, 15-5 (5 inn.)
F25	VCU	W, 10-4
F26	VCU	canceled
F27	VCU	W, 14-3 (7 inn.)
M1	ULM	W, 10-2
M2	ULM	W, 11-1 (7 inn.)
M4	at UCF	W, 8-7
M5	at UCF	L, 1-0
M6	at UCF	W, 9-1
M8	Memphis	postponed
M9	Alcorn State	W, 16-1 (7 inn.)
M11	Oral Roberts	W, 16-2
M13	Oral Roberts	W, 6-2 (7 inn.)
M13	Oral Roberts	L, 8-4 (7 inn.)
M15	at SE Louisiana	L, 5-1
M17	at Auburn*	W, 13-6
M18	at Auburn*	L, 19-5
M19	at Auburn*	W, 15-2
M22	at Memphis	canceled
M23	Memphis	W, 11-8
M25	#1 Tennessee*	L, 12-1
M26	#1 Tennessee*	L, 10-3
M27	#1 Tennessee*	L, 4-3
M29	North Alabama	W, 20-3 (7 inn.)
A1	at Kentucky*	W, 2-1
A2	at Kentucky*	L, 9-2
A3	at Kentucky*	W, 10-1
A5	vs. #18 Southern Miss	L, 10-7
A8	Alabama*	L, 7-4
A9	Alabama*	L, 12-10 (10 inn.)
A10	Alabama*	L, 7-3
A12	Murray State	W, 8-2
A14	at South Carolina*	W, 9-1
A15	at South Carolina*	L, 4-2
A16	at South Carolina*	L, 9-8
A19	SEMO	L, 13-3
A21	Mississippi State*	W, 4-2
A22	Mississippi State*	L, 10-7
A23	Mississippi State*	L, 7-6 (11 inn.)
A26	vs. Mississippi State	W, 5-2
A29	at #3 Arkansas*	W, 4-2
A30	at #3 Arkansas*	L, 6-3
M1	at #3 Arkansas*	L, 4-3
M6	Missouri*	W, 7-5
M7	Missouri*	W, 8-1
M8	Missouri*	W, 10-2
M11	at #11 Southern Miss	W, 11-4
M13	at #9 LSU*	W, 5-3
M14	at #9 LSU*	W, 11-1
M15	at #9 LSU*	W, 8-5
M17	at Arkansas State	canceled
M19	#4 Texas A&M*	L, 10-5
M20	#4 Texas A&M*	W, 14-6
M21	#4 Texas A&M*	L, 12-5
M24	vs. Vanderbilt	L, 3-1
J4	vs. Arizona	W, 7-4
J5	at #6 Miami	W, 2-1
J6	vs. Arizona	W, 22-6
J11	at #10 Southern Miss	W, 10-0
J12	at #10 Southern Miss	W, 5-0
J18	vs. #7 Auburn	W, 5-1
J20	vs. #3 Arkansas	W, 13-5
J22	vs. #3 Arkansas	L, 3-2
J23	vs. #3 Arkansas	W, 2-0
J25	vs. #4 Oklahoma	W, 10-3
J26	vs. #4 Oklahoma	W, 4-2

*SEC Game



2022 SEC BASEBALL | FINAL

Mississippi State (26-30)

Date	Opponent	Location/Result
F18	#24 Long Beach State	L, 3-0
F19	#24 Long Beach State	L, 13-3
F20	#24 Long Beach State	W, 12-4
F22	Arkansas-Pine Bluff	W, 17-1 (7 inn.)
F25	Northern Kentucky	L, 7-3
F26	Northern Kentucky	W, 10-1
F27	Northern Kentucky	W, 7-2
M1	Grambling	W, 2-1
M2	vs. Southern Miss	L, 7-1
M4	at Tulane	W, 19-2
M5	at Tulane	L, 11-10 (10 inn.)
M6	at Tulane	L, 5-4
M8	vs. #11 Texas Tech	W, 11-5
M9	vs. #11 Texas Tech	L, 7-2
M11	Princeton	W, 11-2
M13	Princeton	W, 3-2
M13	Princeton	W, 9-1 (7 inn.)
M14	Binghamton	W, 13-5
M18	at #10 Georgia*	L, 11-0
M19	at #10 Georgia*	L, 12-11
M20	at #10 Georgia*	W, 20-3
M23	Southern	W, 14-5
M25	Alabama*	W, 7-6 (10 inn.)
M26	Alabama*	W, 8-7
M27	Alabama*	L, 6-2
M29	at Memphis	W, 10-4
A1	at #2 Arkansas*	L, 8-1
A2	at #2 Arkansas*	L, 12-5
A3	at #2 Arkansas*	W, 5-3 (12 inn.)
A5	UT Martin	W, 13-2 (7 inn.)
A8	#16 LSU*	L, 5-2
A9	#16 LSU*	L, 4-3
A10	#16 LSU*	L, 13-3
A12	UAB	W, 6-5 (10 inn.)
A14	#14 Auburn*	W, 7-6
A15	#14 Auburn*	W, 9-5
A16	#14 Auburn*	L, 3-2
A19	Jackson State	W, 17-2 (7 inn.)
A21	at Ole Miss*	L, 4-2
A22	at Ole Miss*	W, 10-7
A23	at Ole Miss*	W, 7-6 (11 inn.)
A26	vs. Ole Miss	L, 5-2
A29	at Missouri*	W, 13-4
A30	at Missouri*	L, 19-8
M1	at Missouri*	L, 7-6
M6	Florida*	L, 8-6
M7	Florida*	L, 9-3
M8	Florida*	L, 6-2
M10	vs. Samford	L, 8-6
M13	at #10 Texas A&M*	L, 8-7
M14	at #10 Texas A&M*	L, 9-6
M15	at #10 Texas A&M*	L, 8-2
M17	North Alabama	W, 14-4 (8 inn.)
M19	#1 Tennessee*	L, 27-2
M20	#1 Tennessee*	L, 4-3
M21	#1 Tennessee*	L, 10-5

*SEC Game

Missouri (28-23)

Date	Opponent	Location/Result
F18	at Nicholls	W, 12-1 (7 inn.)
F19	at Nicholls	W, 14-2 (7 inn.)
F20	at Nicholls	L, 9-8
F21	at Nicholls	W, 7-4
F23	at Southern	W, 19-8
F25	at ULM	W, 4-3
F26	at ULM	canceled
F27	at ULM	W, 4-2
M4	Tarleton State	W, 6-5
M5	Tarleton State	W, 9-1
M6	Tarleton State	W, 11-6
M9	#15 Gonzaga	L, 10-5
M11	Gonzaga	canceled
M12	Gonzaga	canceled
M13	Gonzaga	canceled
M12	vs. San Francisco	W, 4-1
M15	at Arizona State	W, 6-4
M15	Saint Louis	W, 18-4 (7 inn.)
M18	at #1 Vanderbilt*	L, 15-2
M19	at #1 Vanderbilt*	L, 6-0
M20	at #1 Vanderbilt*	L, 7-4
M25	#2 Arkansas*	L, 7-5
M26	#2 Arkansas*	W, 7-5
M27	#2 Arkansas*	L, 6-2
M29	vs. Illinois	W, 11-7
M30	SIU-Edwardsville	W, 12-2 (7 inn.)
A1	South Carolina*	L, 4-1
A2	South Carolina*	W, 8-7
A3	South Carolina*	W, 10-3
A6	Kansas	W, 14-6
A8	at Tennessee*	L, 8-3
A9	at Tennessee*	L, 11-4
A10	at Tennessee*	L, 4-3
A12	Western Illinois	W, 9-1
A14	Kentucky*	L, 15-6
A15	Kentucky*	W, 9-4
A16	Kentucky*	W, 10-6
A19	Missouri State	W, 6-5
A21	at #22 LSU*	L, 5-3
A22	at #22 LSU*	L, 4-3 (10 inn.)
A23	at #22 LSU*	L, 8-6
A26	at Missouri State	L, 3-2
A29	Mississippi State*	L, 13-4
A30	Mississippi State*	W, 19-8
M1	Mississippi State*	W, 7-6
M3	SEMO	W, 9-3
M6	at Ole Miss*	L, 7-5
M7	at Ole Miss*	L, 8-1
M8	at Ole Miss*	L, 10-2
M3	Florida*	L, 13-1
M4	Florida*	W, 5-3
M5	Florida*	L, 4-3
M17	at Kansas	canceled
M19	at #25 Georgia*	W, 11-3
M20	at #25 Georgia*	W, 10-3
M21	at #25 Georgia*	L, 11-10

*SEC Game

South Carolina (27-28)

Date	Opponent	Location/Result
F18	UNC Greensboro	W, 9-7
F19	UNC Greensboro	L, 5-4
F20	UNC Greensboro	W, 8-7 (10 inn.)
F22	Winthrop	W, 7-1
F25	George Washington	W, 13-4
F26	George Washington	W, 10-6
F26	George Washington	W, 5-2
M1	vs. Appalachian State	W, 9-6
M4	Clemson	L, 3-2
M5	vs. Clemson	L, 10-2
M6	at Clemson	L, 5-2
M8	Xavier	L, 15-7
M12	Texas	L, 9-5
M13	Texas	W, 4-2 (7 inn.)
M13	Texas	W, 9-4
M15	Gardner-Webb	W, 12-0 (7 inn.)
M18	at #2 Tennessee*	L, 8-3
M19	at #2 Tennessee*	L, 5-2
M20	at #2 Tennessee*	L, 7-4
M22	at The Citadel	L, 4-3
M24	#1 Vanderbilt*	L, 10-0
M25	#1 Vanderbilt*	W, 8-2
M26	#1 Vanderbilt*	W, 8-6
M29	Presbyterian	L, 9-6
A1	at Missouri*	W, 4-1
A2	at Missouri*	L, 8-7
A3	at Missouri*	W, 10-3
A6	vs. North Carolina	W, 15-2
A8	#10 Georgia*	L, 3-2
A9	#10 Georgia*	W, 13-7
A10	#10 Georgia*	L, 13-9
A12	North Florida	W, 4-2
A14	#25 Ole Miss*	L, 9-1
A15	#25 Ole Miss*	W, 4-2
A16	#25 Ole Miss*	W, 9-8
A20	at Winthrop	W, 5-2
A22	at #19 Auburn*	L, 6-3
A23	at #19 Auburn*	L, 8-6
A24	at #19 Auburn*	L, 3-0
A28	Alabama*	W, 6-5
A29	Alabama*	W, 2-1
A30	Alabama*	W, 11-5
M4	North Carolina A&T	W, 9-4
M6	at #13 Texas A&M*	L, 16-4
M7	at #13 Texas A&M*	L, 13-12
M8	at #13 Texas A&M*	W, 9-4
M10	USC Upstate	L, 9-6
M13	Kentucky*	W, 11-3
M14	Kentucky*	W, 7-0
M15	Kentucky*	L, 7-1
M17	Charlotte	L, 8-3
M19	at Florida*	L, 14-5
M20	at Florida*	L, 8-0
M21	at Florida*	W, 4-1
M24	vs. Florida	L, 2-1 (10 inn.)

*SEC Game

Tennessee (57-9)

Date	Opponent	Location/Result
F18	Georgia Southern	W, 9-0
F19	Georgia Southern	W, 10-3
F20	Georgia Southern	W, 14-0
F22	Tennessee Tech	Suspended
F23	UNC Asheville	W, 16-1
F25	Iona	W, 27-1
F26	Iona	W, 29-0
F27	Iona	W, 12-2 (7 inn.)
M1	ETSU	W, 4-1
M4	vs. #1 Texas	L, 7-2
M5	vs. Baylor	W, 10-5
M6	vs. Oklahoma	W, 8-0
M8	James Madison	W, 9-8 (10 inn.)
M9	James Madison	W, 10-2
M11	Rhode Island	W, 17-4
M11	Rhode Island	W, 8-3
M13	Rhode Island	W, 12-3
M15	Eastern Kentucky	W, 7-1
M18	South Carolina*	W, 8-3
M19	South Carolina*	W, 5-2
M20	South Carolina*	W, 7-4
M22	Butler	W, 13-3
M25	at #1 Ole Miss*	W, 12-1
M26	at #1 Ole Miss*	W, 10-3
M27	at #1 Ole Miss*	W, 4-3
M30	Western Carolina	W, 11-1
A1	at #3 Vanderbilt*	W, 6-2
A2	at #3 Vanderbilt*	W, 5-2
A3	at #3 Vanderbilt*	W, 5-0
A5	Lipscomb	W, 5-1
A8	Missouri*	W, 8-3
A9	Missouri*	W, 13-7
A10	Missouri*	W, 4-3
A12	vs. Tennessee Tech	L, 3-2
A15	#24 Alabama*	L, 6-3
A16	#24 Alabama*	W, 9-2
A17	#24 Alabama*	W, 15-4
A22	at Florida*	W, 8-2
A23	at Florida*	W, 3-0
A24	at Florida*	W, 6-4 (11 inn.)
A26	Xavier	W, 10-1
A29	#17 Auburn*	W, 17-4
A30	#17 Auburn*	L, 8-6
M1	#17 Auburn*	W, 5-3
M3	Alabama A&M	W, 14-1
M5	at Kentucky*	L, 3-2 (13 inn.)
M6	at Kentucky*	L, 5-2
M7	at Kentucky*	W, 7-2 (7 inn.)
M10	Bellarmine	W, 11-5
M12	#22 Georgia*	W, 5-2
M13	#22 Georgia*	W, 9-2
M14	#22 Georgia*	L, 8-3
M17	Belmont	W, 18-0
M19	at Mississippi State*W,	27-2
M20	at Mississippi State*W,	4-3
M21	at Mississippi State*W,	10-5
M26	vs. #24 Vanderbilt	W, 10-1
M27	vs. #15 LSU	W, 5-2
M28	vs. Kentucky	W, 12-2
M29	vs. #25 Florida	W, 8-5
J3	Alabama State	W, 10-0
J4	Campbell	W, 12-7
J5	Georgia Tech	W, 9-6
J10	#6 Notre Dame	L, 8-6
J11	#6 Notre Dame	W, 12-4
J12	#6 Notre Dame	L, 7-3

*SEC Game



2022 SEC BASEBALL | FINAL

Texas A&M (44-20)

Date	Opponent	Location/Result
F18	Fordham	W, 13-1
F19	Fordham	W, 5-3
F20	Fordham	W, 5-4
F22	Lamar	W, 9-3
F25	Penn	L, 2-1
F27	Penn	W, 5-0
F27	Penn	L, 8-5
M1	Houston Baptist	W, 3-2
M4	vs. Washington State	L, 11-6
M5	vs. Iowa	W, 7-3
M6	vs. Wichita State	L, 6-5
M8	Tarleton State	W, 4-1
M11	Santa Clara	W, 10-2 (7 inn.)
M12	Santa Clara	L, 16-5
M13	Santa Clara	W, 5-2
M15	Houston	L, 8-2
M18	at #4 LSU*	W, 6-4
M19	at #4 LSU*	W, 11-7
M20	at #4 LSU*	L, 7-6
M22	at Rice	W, 15-8
M25	Auburn*	L, 6-5 (10 inn.)
M26	Auburn*	W, 5-4 (11 inn.)
M27	Auburn*	L, 13-9
M29	at #7 Texas	W, 12-9
A1	at Alabama*	W, 3-2
A2	at Alabama*	L, 10-9
A3	at Alabama*	L, 8-4
A5	#8 Texas State	W, 8-4
A7	Kentucky*	W, 3-2 (11 inn.)
A8	Kentucky*	L, 7-3
A9	Kentucky*	W, 17-3
A12	at A&M-Corpus Christi	W, 5-3
A14	at #10 Georgia*	W, 8-1
A15	at #10 Georgia*	L, 4-3
A16	at #10 Georgia*	W, 23-9
A19	#23 Dallas Baptist	W, 14-1 (7 inn.)
A22	#2 Arkansas*	W, 2-1
A23	#2 Arkansas*	L, 3-1
A24	#2 Arkansas*	W, 11-10
A26	Sam Houston State	canceled
A28	at #6 Vanderbilt*	W, 5-1
A29	at #6 Vanderbilt*	L, 11-1
A30	at #6 Vanderbilt*	W, 12-4
M3	UT Arlington	W, 10-5
M6	South Carolina*	W, 16-4
M7	South Carolina*	W, 13-12
M8	South Carolina*	L, 9-4
M13	Mississippi State*	W, 8-7
M14	Mississippi State*	W, 9-6
M15	Mississippi State*	W, 8-2
M19	at #20 Ole Miss*	W, 10-5
M20	at #20 Ole Miss*	L, 14-6
M21	at #20 Ole Miss*	W, 12-5
M26	vs. #25 Florida	W, 10-0 (7 inn.)
M27	vs. Alabama	W, 12-8
M28	vs. #25 Florida	L, 9-0
J3	Oral Roberts	W, 8-2
J4	UL Lafayette	W, 9-6
J5	#12 TCU	W, 15-9
J10	#6 Louisville	W, 5-4
J11	#6 Louisville	W, 4-3
J17	vs. #4 Oklahoma	L, 13-8
J19	vs. #5 Texas	W, 10-2
J21	vs. #6 Notre Dame	W, 5-1
J22	#4 Oklahoma	L, 5-1

*SEC Game

Vanderbilt (39-23)

Date	Opponent	Location/Result
F18	#7 Oklahoma State	W, 3-0
F19	#7 Oklahoma State	L, 4-3
F20	#7 Oklahoma State	L, 7-5
F22	North Alabama	Postponed
F23	Evansville	W, 9-0 (6 inn.)
F25	Army	W, 7-2
F26	Army	W, 10-7
F27	Army	W, 6-0
M1	Central Arkansas	W, 5-2
M4	at Hawaii	W, 9-2
M5	at Hawaii	W, 12-1 (7 inn.)
M6	at Hawaii	W, 13-1
M6	at Hawaii	W, 2-1
M11	Wagner	W, 12-7
M11	Wagner	W, 13-0
M13	Wagner	W, 15-5
M15	Michigan	W, 5-4
M18	Missouri*	W, 15-2
M19	Missouri*	W, 6-0
M20	Missouri*	W, 7-4
M22	vs. Belmont	W, 13-4
M24	at South Carolina*	W, 10-0
M25	at South Carolina*	L, 8-2
M26	at South Carolina*	L, 8-6
M29	vs. Lipscomb	W, 7-1
A1	#1 Tennessee*	L, 6-2
A2	#1 Tennessee*	L, 5-2
A3	#1 Tennessee*	L, 5-0
A5	Austin Peay	W, 12-2
A8	at #18 Auburn*	L, 5-1
A9	at #18 Auburn*	W, 19-4
A10	at #18 Auburn*	L, 8-2
A12	Western Kentucky	W, 7-4
A15	#17 Florida*	W, 5-4
A16	#17 Florida*	W, 8-6
A17	#17 Florida*	L, 4-3 (10 inn.)
A19	Tennessee Tech	W, 7-0
A22	at Kentucky*	W, 10-0
A23	at Kentucky*	L, 3-2
A24	at Kentucky*	W, 5-3
A28	#21 Texas A&M*	L, 5-1
A29	#21 Texas A&M*	W, 11-1
A30	#21 Texas A&M*	L, 12-4
M3	#5 Louisville	L, 1-0
M6	at #16 Georgia*	W, 11-9
M7	at #16 Georgia*	L, 13-7
M8	at #16 Georgia*	W, 4-0
M10	Indiana State	W, 8-7 (11 inn.)
M13	at #4 Arkansas*	W, 9-6 (10 inn.)
M14	at #4 Arkansas*	L, 11-6
M15	at #4 Arkansas*	W, 5-0 (7 inn.)
M17	Middle Tennessee	W, 7-2
M19	#21 LSU*	L, 13-2
M20	#21 LSU*	L, 8-3
M21	#21 LSU*	L, 21-10
M24	vs. Ole Miss	W, 3-1
M26	vs. #1 Tennessee	L, 10-1
M27	vs. Kentucky	L, 10-2
J3	vs. San Diego	L, 3-2
J4	vs. New Mexico St.	W, 21-1
J5	at #2 Oregon State	W, 8-1
J6	at #2 Oregon State	L, 7-6

*SEC Game



2022 SEC BASEBALL | FINAL

Date Team	1 March 18-20	2 March 25-27	3 April 1-3	4 April 8-10	5 April 15-17	6 April 22-24	7 April 29 - May 1	8 May 6-8	9 May 13-15	10 May 19-21
ALABAMA	UF UF 2-1	@MS MS 2-1	AM UA 2-1	@UM UA 3-0	@UT UT 2-1	UG UG 2-1	@SC* SC 3-0	LS LS 2-1	@AU AU 2-0	AR* UA 2-1
ARKANSAS	UK AR 3-0	@MO A 2-1	MS AR 2-1	@UF* UF 2-1	LS* AR 3-0	@AM AM 2-1	UM AR 2-1	@AU AR 2-1	VU VU 2-1	@UA* UA 2-1
AUBURN	UM* UM 2-1	@AM AU 2-1	@LS* AU 2-1	VU AU 2-1	@MS* MS 2-1	SC AU 3-0	@UT UT 2-1	AR AR 2-1	UA AU 2-0	@UK* UK 2-1
FLORIDA	@UA UF 2-1	LS LS 2-1	@UG* UG 3-0	AR* UF 2-1	@VU VU 2-1	UT UT 3-0	UK UF 2-1	@MS UF 3-0	@MO UF 2-1	SC* UF 2-1
GEORGIA	MS UG 2-1	@UK UK 2-1	UF* UG 3-0	@SC UG 2-1	AM* AM 2-1	@UA UG 2-1	@LS LS 2-1	VU VU 2-1	@UT* UT 2-1	MO* MO 2-1
KENTUCKY	@AR AR 3-0	UG UK 2-1	UM UM 2-1	@AM* AM 2-1	@MO* MO 2-1	VU VU 2-1	@UF UF 2-1	UT* UK 2-1	@SC SC 2-1	AU* UK 2-1
LSU	AM AM 2-1	@UF LS 2-1	AU* AU 2-1	@MS LS 3-0	@AR* AR 3-0	MO* LS 3-0	UG LS 2-1	@UA LS 2-1	UM UM 3-0	@VU* LS 3-0
OLE MISS	@AU* UM 2-1	UT UT 3-0	@UK UM 2-1	UA UA 3-0	@SC* SC 2-1	MS* MS 2-1	@AR AR 2-1	MO UM 3-0	@LS UM 3-0	AM* AM 2-1
MISSISSIPPI STATE	@UG UG 2-1	UA MS 2-1	@AR AR 2-1	LS LS 3-0	AU* MS 2-1	@UM* MS 2-1	@MO MO 2-1	UF UF 3-0	@AM AM 3-0	UT* UT 3-0
MISSOURI	@VU VU 3-0	AR AR 2-1	SC MO 2-1	@UT UT 3-0	UK* MO 2-1	@LS* LS 3-0	MS MO 2-1	@UM UM 3-0	UF UF 2-1	@UG* MO 2-1
SOUTH CAROLINA	@UT UT 3-0	VU* SC 2-1	@MO MO 2-1	UG UG 2-1	UM* SC 2-1	@AU AU 3-0	UA* SC 3-0	@AM AM 2-1	UK SC 2-1	@UF* UF 2-1
TENNESSEE	SC UT 3-0	@UM UT 3-0	@VU UT 3-0	MO UT 3-0	UA UT 2-1	@UF UT 3-0	AU UT 2-1	@UK* UK 2-1	UG* UT 2-1	@MS* UT 3-0
TEXAS A&M	@LS AM 2-1	AU AU 2-1	@UA UA 2-1	UK* AM 2-1	@UG* AM 2-1	AR AR 2-1	@VU* AM2-1	SC AM 2-1	MS AM 3-0	@UM* AM 2-1
VANDERBILT	MO VU 3-0	@SC* SC 2-1	UT UT 3-0	@AU AU 2-1	UF VU 2-1	@UK VU 2-1	AM* AM 2-1	@UG VU 2-1	@AR VU 2-1	LS* LS 3-0

2022 SEC BASEBALL TOURNAMENT • MAY 24-29 • HOOVER, ALABAMA

*INDICATES THURSDAY-FRIDAY-SATURDAY SERIES





2022 SEC Baseball
SEC Overall Statistics (as of Jun 26, 2022)
(All games Sorted by Batting avg)

Team	avg	g	ab	r	h	2b	3b	hr	rbi	tb	slg%	bb	hp	so	gdp	ob%	sf	sh	sb-att	po	a	e	fld%
Tennessee	.308	66	2283	613	704	156	23	158	574	1380	.604	388	70	548	34	.419	32	9	84-108	1784	576	49	.980
Texas A&M	.289	64	2201	474	637	124	10	84	443	1033	.469	351	73	584	31	.398	39	7	82-106	1698	645	82	.966
LSU	.289	62	2133	503	616	120	11	114	477	1100	.516	306	125	513	30	.404	25	23	22-29	1638	438	82	.962
Vanderbilt	.286	62	2101	425	600	115	16	77	390	978	.465	305	51	506	36	.384	31	31	98-109	1635	539	52	.977
Georgia	.284	59	2052	422	583	89	14	81	393	943	.460	285	52	551	29	.381	27	17	20-24	1557	472	45	.978
Auburn	.283	65	2251	455	637	126	10	74	423	1005	.446	304	80	566	29	.383	34	17	49-63	1737	582	45	.981
Missouri	.283	51	1753	356	496	84	5	62	328	776	.443	210	91	440	22	.384	23	9	55-63	1315	423	42	.976
Alabama	.279	58	1991	335	555	99	8	62	310	856	.430	220	52	472	31	.362	23	17	37-51	1534	505	40	.981
Ole Miss	.278	65	2191	483	610	120	9	108	448	1072	.489	295	57	606	39	.374	31	5	34-53	1693	464	61	.972
Mississippi State	.277	56	1946	389	539	96	5	95	359	930	.478	253	61	461	24	.374	23	6	44-54	1469	452	34	.983
Kentucky	.277	59	2003	375	554	122	11	59	341	875	.437	242	68	503	27	.370	24	17	81-92	1539	474	48	.977
Arkansas	.276	67	2277	472	628	127	11	106	443	1095	.481	325	72	546	41	.380	24	18	49-59	1773	629	43	.982
Florida	.273	66	2224	437	607	97	12	121	409	1091	.491	290	64	545	44	.368	35	19	55-76	1761	590	45	.981
South Carolina	.263	55	1804	314	475	76	5	58	287	735	.407	223	64	438	39	.360	25	23	50-69	1437	486	52	.974
Totals	.282	855	29210	6053	8241	1551	150	125	5625	1386	.475	3997	980	7279	456	-0.427	396	218	760-956	2257	7275	720	.976

Cl - Ole Miss 2, Auburn 2, Tennessee 2, LSU 1, Vanderbilt 1, Miss. State 1, Florida 1, Texas A&M 1, Kentucky 1, Alabama 1, Arkansas 1.

(All games Sorted by Earned run avg)

Team	era	w-l	g	cg	sho	sv	ip	h	r	er	bb	so	2b	3b	hr	b/avg	wp	hp	bk	sfa	sha
Tennessee	2.51	57-9	66	1	9/8	9	594.2	428	192	166	164	695	65	7	64	.199	30	34	2	11	12
Vanderbilt	3.96	39-23	62	3	10/9	11	545.0	449	275	240	243	627	91	6	59	.222	43	63	1	14	16
Arkansas	4.07	46-21	67	0	3/3	20	591.0	505	290	267	285	674	89	2	60	.231	50	63	7	15	18
Ole Miss	4.21	42-23	65	2	3/2	18	564.1	510	295	264	234	682	97	7	72	.236	40	54	7	12	15
Florida	4.22	42-24	66	0	5/5	16	587.0	527	298	275	220	575	83	9	71	.239	45	83	5	18	23
LSU	4.32	40-22	62	0	3/3	11	546.0	504	318	262	220	610	86	13	72	.240	55	41	5	25	22
Auburn	4.49	43-22	65	1	4/4	20	579.0	560	328	289	260	666	122	2	70	.255	63	58	4	24	17
Alabama	4.63	31-27	58	0	1/1	13	511.1	495	293	263	197	540	78	4	83	.253	46	47	8	9	14
Texas A&M	4.67	44-20	64	0	2/2	16	566.0	582	345	294	220	588	102	11	51	.260	73	59	1	15	25
Kentucky	4.89	33-26	59	0	1/1	11	513.0	512	327	279	254	593	88	14	51	.257	53	76	2	16	8
South Carolina	5.41	27-28	55	0	3/3	11	479.0	489	321	288	246	501	79	6	72	.263	70	52	6	21	16
Missouri	5.58	28-23	51	0	0/0	13	438.1	453	301	272	209	428	72	12	75	.265	31	45	3	20	13
Georgia	5.67	36-23	59	0	4/4	14	519.0	518	355	327	288	563	87	4	80	.259	69	78	2	18	19
Mississippi State	6.07	26-30	56	0	0/0	3	489.2	494	354	330	263	592	109	9	81	.260	38	49	2	19	21
Totals	4.56	534-321	855	7	48/45	186	7523.1	7026	4292	3816	3303	8334	1248	106	961	.245	706	802	55	237	239

PB - LSU 18, Missouri 16, Arkansas 13, Texas A&M 12, Vanderbilt 11, Georgia 10, Florida 10, Auburn 9, Alabama 8, Kentucky 7, S. Carolina 6, Tennessee 6, Ole Miss 6, Miss. State 3. Pickoffs - Ole Miss 11, S. Carolina 8, Georgia 8, LSU 7, Tennessee 7, Arkansas 6, Florida 5, Alabama 5, Texas A&M 4, Auburn 4, Kentucky 3, Miss. State 2, Missouri 2, Vanderbilt 1.

(All games Sorted by Fielding pct)

Team	c	po	a	e	fld%	dp	sba	csb	sba%	pb	ci
Mississippi State	1955	1469	452	34	.983	37	24	10	.706	3	1
Arkansas	2445	1773	629	43	.982	60	49	19	.721	13	1
Florida	2396	1761	590	45	.981	48	41	11	.788	10	1
Auburn	2364	1737	582	45	.981	51	30	18	.625	9	2
Alabama	2079	1534	505	40	.981	47	45	11	.804	8	1
Tennessee	2409	1784	576	49	.980	34	87	18	.829	6	2
Georgia	2074	1557	472	45	.978	39	44	17	.721	10	0
Kentucky	2061	1539	474	48	.977	35	45	10	.818	7	1
Vanderbilt	2226	1635	539	52	.977	41	51	18	.739	11	1
Missouri	1780	1315	423	42	.976	45	32	7	.821	16	0
South Carolina	1975	1437	486	52	.974	35	52	13	.800	6	0
Ole Miss	2218	1693	464	61	.972	26	38	17	.691	6	2
Texas A&M	2425	1698	645	82	.966	36	34	19	.642	12	1
LSU	2158	1638	438	82	.962	32	31	11	.738	18	1



**2022 SEC Baseball
SEC Batting Leaders (as of Jun 26, 2022)
(All games)**

Hitting minimums - 75% of Games 2.0 AB/Game 3.0 TPA/Game
Pitching minimums - 1 Games 1.0 IP/Game

Batting avg		Slugging pct		On base pct	
1. Tennessee	.308	1. Tennessee	.604	1. Tennessee	.419
2. Texas A&M	.289	2. LSU	.516	2. LSU	.404
3. LSU	.289	3. Florida	.491	3. Texas A&M	.398
4. Vanderbilt	.286	4. Ole Miss	.489	4. Vanderbilt	.384
5. Georgia	.284	5. Arkansas	.481	5. Missouri	.384
6. Auburn	.283	6. Mississippi State	.478	6. Auburn	.383
7. Missouri	.283	7. Texas A&M	.469	7. Georgia	.381
8. Alabama	.279	8. Vanderbilt	.465	8. Arkansas	.380
9. Ole Miss	.278	9. Georgia	.460	9. Ole Miss	.374
10. Mississippi State	.277	10. Auburn	.446	10. Mississippi State	.374
11. Kentucky	.277	11. Missouri	.443	11. Kentucky	.370
12. Arkansas	.276	12. Kentucky	.437	12. Florida	.368
13. Florida	.273	13. Alabama	.430	13. Alabama	.362
14. South Carolina	.263	14. South Carolina	.407	14. South Carolina	.360
Runs scored		Hits		Runs batted in	
1. Tennessee	613	1. Tennessee	704	1. Tennessee	574
2. LSU	503	2. Auburn	637	2. LSU	477
3. Ole Miss	483	3. Texas A&M	637	3. Ole Miss	448
4. Texas A&M	474	4. Arkansas	628	4. Arkansas	443
5. Arkansas	472	5. LSU	616	5. Texas A&M	443
6. Auburn	455	6. Ole Miss	610	6. Auburn	423
7. Florida	437	7. Florida	607	7. Florida	409
8. Vanderbilt	425	8. Vanderbilt	600	8. Georgia	393
9. Georgia	422	9. Georgia	583	9. Vanderbilt	390
10. Mississippi State	389	10. Alabama	555	10. Mississippi State	359
11. Kentucky	375	11. Kentucky	554	11. Kentucky	341
12. Missouri	356	12. Mississippi State	539	12. Missouri	328
13. Alabama	335	13. Missouri	496	13. Alabama	310
14. South Carolina	314	14. South Carolina	475	14. South Carolina	287
Doubles		Triples		Home runs	
1. Tennessee	156	1. Tennessee	23	1. Tennessee	158
2. Arkansas	127	2. Vanderbilt	16	2. Florida	121
3. Auburn	126	3. Georgia	14	3. LSU	114
4. Texas A&M	124	4. Florida	12	4. Ole Miss	108
5. Kentucky	122	5. Kentucky	11	5. Arkansas	106
6. LSU	120	6. LSU	11	6. Mississippi State	95
7. Ole Miss	120	7. Arkansas	11	7. Texas A&M	84
8. Vanderbilt	115	8. Auburn	10	8. Georgia	81
9. Alabama	99	9. Texas A&M	10	9. Vanderbilt	77
10. Florida	97	10. Ole Miss	9	10. Auburn	74
11. Mississippi State	96	11. Alabama	8	11. Alabama	62
12. Georgia	89	12. Missouri	5	12. Missouri	62
13. Missouri	84	13. Mississippi State	5	13. Kentucky	59
14. South Carolina	76	14. South Carolina	5	14. South Carolina	58
Total bases		Total plate appearances		At bats	
1. Tennessee	1380	1. Tennessee	2786	1. Tennessee	2283
2. LSU	1100	2. Arkansas	2717	2. Arkansas	2277
3. Arkansas	1095	3. Auburn	2687	3. Auburn	2251
4. Florida	1091	4. Texas A&M	2672	4. Florida	2224
5. Ole Miss	1072	5. Florida	2632	5. Texas A&M	2201
6. Texas A&M	1033	6. LSU	2613	6. Ole Miss	2191
7. Auburn	1005	7. Ole Miss	2579	7. LSU	2133
8. Vanderbilt	978	8. Vanderbilt	2520	8. Vanderbilt	2101
9. Georgia	943	9. Georgia	2433	9. Georgia	2052
10. Mississippi State	930	10. Kentucky	2355	10. Kentucky	2003
11. Kentucky	875	11. Alabama	2303	11. Alabama	1991
12. Alabama	856	12. Mississippi State	2289	12. Mississippi State	1946
13. Missouri	776	13. South Carolina	2140	13. South Carolina	1804
14. South Carolina	735	14. Missouri	2086	14. Missouri	1753

Walks		
1. Tennessee	388	
2. Texas A&M	351	
3. Arkansas	325	
4. LSU	306	
5. Vanderbilt	305	
6. Auburn	304	
7. Ole Miss	295	
8. Florida	290	
9. Georgia	285	
10. Mississippi State	253	
11. Kentucky	242	
12. South Carolina	223	
13. Alabama	220	
14. Missouri	210	

Hit by pitch		
1. LSU	125	
2. Missouri	91	
3. Auburn	80	
4. Texas A&M	73	
5. Arkansas	72	
6. Tennessee	70	
7. Kentucky	68	
8. South Carolina	64	
Florida	64	
10. Mississippi State	61	
11. Ole Miss	57	
12. Alabama	52	
Georgia	52	
14. Vanderbilt	51	

Strikeouts		
1. Ole Miss	606	
2. Texas A&M	584	
3. Auburn	566	
4. Georgia	551	
5. Tennessee	548	
6. Arkansas	546	
7. Florida	545	
8. LSU	513	
9. Vanderbilt	506	
10. Kentucky	503	
11. Alabama	472	
12. Mississippi State	461	
13. Missouri	440	
14. South Carolina	438	

Sac bunts		
1. Vanderbilt	31	
2. LSU	23	
South Carolina	23	
4. Florida	19	
5. Arkansas	18	
6. Auburn	17	
Georgia	17	
Kentucky	17	
Alabama	17	
10. Tennessee	9	
Missouri	9	
12. Texas A&M	7	
13. Mississippi State	6	
14. Ole Miss	5	

Sac flies		
1. Texas A&M	39	
2. Florida	35	
3. Auburn	34	
4. Tennessee	32	
5. Ole Miss	31	
Vanderbilt	31	
7. Georgia	27	
8. South Carolina	25	
LSU	25	
10. Arkansas	24	
Kentucky	24	
12. Mississippi State	23	
Alabama	23	
Missouri	23	

Stolen bases		
1. Vanderbilt	98	
2. Tennessee	84	
3. Texas A&M	82	
4. Kentucky	81	
5. Missouri	55	
Florida	55	
7. South Carolina	50	
8. Arkansas	49	
Auburn	49	
10. Mississippi State	44	
11. Alabama	37	
12. Ole Miss	34	
13. LSU	22	
14. Georgia	20	

Caught stealing		
1. Tennessee	24	
Texas A&M	24	
3. Florida	21	
4. Ole Miss	19	
South Carolina	19	
6. Auburn	14	
Alabama	14	
8. Vanderbilt	11	
Kentucky	11	
10. Mississippi State	10	
Arkansas	10	
12. Missouri	8	
13. LSU	7	
14. Georgia	4	

Steal attempts		
1. Vanderbilt	109	
2. Tennessee	108	
3. Texas A&M	106	
4. Kentucky	92	
5. Florida	76	
6. South Carolina	69	
7. Missouri	63	
Auburn	63	
9. Arkansas	59	
10. Mississippi State	54	
11. Ole Miss	53	
12. Alabama	51	
13. LSU	29	
14. Georgia	24	

Grounded into DP		
1. Florida	44	
2. Arkansas	41	
3. Ole Miss	39	
South Carolina	39	
5. Vanderbilt	36	
6. Tennessee	34	
7. Texas A&M	31	
Alabama	31	
9. LSU	30	
10. Georgia	29	
Auburn	29	
12. Kentucky	27	
13. Mississippi State	24	
14. Missouri	22	



**2022 SEC Baseball
SEC Pitching Leaders (as of Jun 26, 2022)
(All games)**

Hitting minimums - 75% of Games 2.0 AB/Game 3.0 TPA/Game
Pitching minimums - 1 Games 1.0 IP/Game

Earned run avg		Opposing bat avg		Innings pitched	
1. Tennessee	2.51	1. Tennessee	.199	1. Tennessee	594.2
2. Vanderbilt	3.96	2. Vanderbilt	.222	2. Arkansas	591.0
3. Arkansas	4.07	3. Arkansas	.231	3. Florida	587.0
4. Ole Miss	4.21	4. Ole Miss	.236	4. Auburn	579.0
5. Florida	4.22	5. Florida	.239	5. Texas A&M	566.0
6. LSU	4.32	6. LSU	.240	6. Ole Miss	564.1
7. Auburn	4.49	7. Alabama	.253	7. LSU	546.0
8. Alabama	4.63	8. Auburn	.255	8. Vanderbilt	545.0
9. Texas A&M	4.67	9. Kentucky	.257	9. Georgia	519.0
10. Kentucky	4.89	10. Georgia	.259	10. Kentucky	513.0
11. South Carolina	5.41	11. Texas A&M	.260	11. Alabama	511.1
12. Missouri	5.58	12. Mississippi State	.260	12. Mississippi State	489.2
13. Georgia	5.67	13. South Carolina	.263	13. South Carolina	479.0
14. Mississippi State	6.07	14. Missouri	.265	14. Missouri	438.1
Batters struck out		Batters SO out looking		Wins	
1. Tennessee	695	1. Arkansas	197	1. Tennessee	57
2. Ole Miss	682	2. Auburn	187	2. Arkansas	46
3. Arkansas	674	3. Vanderbilt	182	3. Texas A&M	44
4. Auburn	666	4. Ole Miss	181	4. Auburn	43
5. Vanderbilt	627	5. Tennessee	179	5. Ole Miss	42
6. LSU	610	6. Georgia	178	Florida	42
7. Kentucky	593	7. Kentucky	173	7. LSU	40
8. Mississippi State	592	8. Florida	170	8. Vanderbilt	39
9. Texas A&M	588	9. LSU	168	9. Georgia	36
10. Florida	575	10. Mississippi State	162	10. Kentucky	33
11. Georgia	563	11. Texas A&M	158	11. Alabama	31
12. Alabama	540	12. Alabama	148	12. Missouri	28
13. South Carolina	501	13. South Carolina	147	13. South Carolina	27
14. Missouri	428	14. Missouri	112	14. Mississippi State	26
Losses		Saves		Runners picked off	
1. Mississippi State	30	1. Arkansas	20	1. Ole Miss	11
2. South Carolina	28	Auburn	20	2. Georgia	8
3. Alabama	27	3. Ole Miss	18	South Carolina	8
4. Kentucky	26	4. Florida	16	4. LSU	7
5. Florida	24	Texas A&M	16	Tennessee	7
6. Georgia	23	6. Georgia	14	6. Arkansas	6
Ole Miss	23	7. Alabama	13	7. Florida	5
Missouri	23	Missouri	13	Alabama	5
Vanderbilt	23	9. Vanderbilt	11	9. Auburn	4
10. Auburn	22	South Carolina	11	Texas A&M	4
LSU	22	LSU	11	11. Kentucky	3
12. Arkansas	21	Kentucky	11	12. Mississippi State	2
13. Texas A&M	20	13. Tennessee	9	Missouri	2
14. Tennessee	9	14. Mississippi State	3	14. Vanderbilt	1
Sac bunts allowed		Sac flies allowed		Hits allowed	
1. Texas A&M	25	1. LSU	25	1. Tennessee	428
2. Florida	23	2. Auburn	24	2. Vanderbilt	449
3. LSU	22	3. South Carolina	21	3. Missouri	453
4. Mississippi State	21	4. Missouri	20	4. South Carolina	489
5. Georgia	19	5. Mississippi State	19	5. Mississippi State	494
6. Arkansas	18	6. Florida	18	6. Alabama	495
7. Auburn	17	Georgia	18	7. LSU	504
8. Vanderbilt	16	8. Kentucky	16	8. Arkansas	505
South Carolina	16	9. Arkansas	15	9. Ole Miss	510
10. Ole Miss	15	Texas A&M	15	10. Kentucky	512
11. Alabama	14	11. Vanderbilt	14	11. Georgia	518
12. Missouri	13	12. Ole Miss	12	12. Florida	527
13. Tennessee	12	13. Tennessee	11	13. Auburn	560
14. Kentucky	8	14. Alabama	9	14. Texas A&M	582

Runs allowed	
1. Tennessee	192
2. Vanderbilt	275
3. Arkansas	290
4. Alabama	293
5. Ole Miss	295
6. Florida	298
7. Missouri	301
8. LSU	318
9. South Carolina	321
10. Kentucky	327
11. Auburn	328
12. Texas A&M	345
13. Mississippi State	354
14. Georgia	355

Earned runs allowed	
1. Tennessee	166
2. Vanderbilt	240
3. LSU	262
4. Alabama	263
5. Ole Miss	264
6. Arkansas	267
7. Missouri	272
8. Florida	275
9. Kentucky	279
10. South Carolina	288
11. Auburn	289
12. Texas A&M	294
13. Georgia	327
14. Mississippi State	330

Walks allowed	
1. Tennessee	164
2. Alabama	197
3. Missouri	209
4. LSU	220
Texas A&M	220
Florida	220
7. Ole Miss	234
8. Vanderbilt	243
9. South Carolina	246
10. Kentucky	254
11. Auburn	260
12. Mississippi State	263
13. Arkansas	285
14. Georgia	288

Doubles allowed	
1. Tennessee	65
2. Missouri	72
3. Alabama	78
4. South Carolina	79
5. Florida	83
6. LSU	86
7. Georgia	87
8. Kentucky	88
9. Arkansas	89
10. Vanderbilt	91
11. Ole Miss	97
12. Texas A&M	102
13. Mississippi State	109
14. Auburn	122

Triples allowed	
1. Auburn	2
Arkansas	2
3. Georgia	4
Alabama	4
5. South Carolina	6
Vanderbilt	6
7. Ole Miss	7
Tennessee	7
9. Mississippi State	9
Florida	9
11. Texas A&M	11
12. Missouri	12
13. LSU	13
14. Kentucky	14

Home runs allowed	
1. Kentucky	51
Texas A&M	51
3. Vanderbilt	59
4. Arkansas	60
5. Tennessee	64
6. Auburn	70
7. Florida	71
8. South Carolina	72
LSU	72
Ole Miss	72
11. Missouri	75
12. Georgia	80
13. Mississippi State	81
14. Alabama	83

Wild pitches	
1. Texas A&M	73
2. South Carolina	70
3. Georgia	69
4. Auburn	63
5. LSU	55
6. Kentucky	53
7. Arkansas	50
8. Alabama	46
9. Florida	45
10. Vanderbilt	43
11. Ole Miss	40
12. Mississippi State	38
13. Missouri	31
14. Tennessee	30

Balks	
1. Alabama	8
2. Arkansas	7
Ole Miss	7
4. South Carolina	6
5. Florida	5
LSU	5
7. Auburn	4
8. Missouri	3
9. Mississippi State	2
Kentucky	2
Georgia	2
Tennessee	2
13. Vanderbilt	1
Texas A&M	1

Hit batters	
1. Florida	83
2. Georgia	78
3. Kentucky	76
4. Arkansas	63
Vanderbilt	63
6. Texas A&M	59
7. Auburn	58
8. Ole Miss	54
9. South Carolina	52
10. Mississippi State	49
11. Alabama	47
12. Missouri	45
13. LSU	41
14. Tennessee	34

Intentional BB allowed	
1. Kentucky	19
2. Georgia	18
3. LSU	16
4. South Carolina	11
5. Mississippi State	9
6. Vanderbilt	8
Ole Miss	8
8. Texas A&M	6
Tennessee	6
Florida	6
11. Auburn	4
12. Arkansas	3
Alabama	3
14. Missouri	2



**2022 SEC Baseball
SEC Fielding Leaders (as of Jun 26, 2022)
(All games)**

Hitting minimums - 75% of Games
Pitching minimums - 1 Games 1.0 IP/Game

Fielding pct		Chances		Putouts	
1. Mississippi State	.983	1. Arkansas	2445	1. Tennessee	1784
2. Arkansas	.982	2. Texas A&M	2425	2. Arkansas	1773
3. Florida	.981	3. Tennessee	2409	3. Florida	1761
4. Auburn	.981	4. Florida	2396	4. Auburn	1737
5. Alabama	.981	5. Auburn	2364	5. Texas A&M	1698
6. Tennessee	.980	6. Vanderbilt	2226	6. Ole Miss	1693
7. Georgia	.978	7. Ole Miss	2218	7. LSU	1638
8. Kentucky	.977	8. LSU	2158	8. Vanderbilt	1635
9. Vanderbilt	.977	9. Alabama	2079	9. Georgia	1557
10. Missouri	.976	10. Georgia	2074	10. Kentucky	1539
11. South Carolina	.974	11. Kentucky	2061	11. Alabama	1534
12. Ole Miss	.972	12. South Carolina	1975	12. Mississippi State	1469
13. Texas A&M	.966	13. Mississippi State	1955	13. South Carolina	1437
14. LSU	.962	14. Missouri	1780	14. Missouri	1315
Assists		Errors		Fielding double plays	
1. Texas A&M	645	1. Texas A&M	82	1. Arkansas	60
2. Arkansas	629	LSU	82	2. Auburn	51
3. Florida	590	3. Ole Miss	61	3. Florida	48
4. Auburn	582	4. Vanderbilt	52	4. Alabama	47
5. Tennessee	576	South Carolina	52	5. Missouri	45
6. Vanderbilt	539	6. Tennessee	49	6. Vanderbilt	41
7. Alabama	505	7. Kentucky	48	7. Georgia	39
8. South Carolina	486	8. Auburn	45	8. Mississippi State	37
9. Kentucky	474	Florida	45	9. Texas A&M	36
10. Georgia	472	Georgia	45	10. South Carolina	35
11. Ole Miss	464	11. Arkansas	43	Kentucky	35
12. Mississippi State	452	12. Missouri	42	12. Tennessee	34
13. LSU	438	13. Alabama	40	13. LSU	32
14. Missouri	423	14. Mississippi State	34	14. Ole Miss	26
Stolen bases against		Caught stealing by		Steal attempts against	
1. Tennessee	87	1. Texas A&M	19	1. Tennessee	105
2. South Carolina	52	Arkansas	19	2. Vanderbilt	69
3. Vanderbilt	51	3. Tennessee	18	3. Arkansas	68
4. Arkansas	49	Auburn	18	4. South Carolina	65
5. Alabama	45	Vanderbilt	18	5. Georgia	61
Kentucky	45	6. Georgia	17	6. Alabama	56
7. Georgia	44	Ole Miss	17	7. Ole Miss	55
8. Florida	41	8. South Carolina	13	Kentucky	55
9. Ole Miss	38	9. LSU	11	9. Texas A&M	53
10. Texas A&M	34	Alabama	11	10. Florida	52
11. Missouri	32	Florida	11	11. Auburn	48
12. LSU	31	12. Kentucky	10	12. LSU	42
13. Auburn	30	Mississippi State	10	13. Missouri	39
14. Mississippi State	24	14. Missouri	7	14. Mississippi State	34
Passed balls		Catchers interference			
1. LSU	18	1. Auburn	2		
2. Missouri	16	Ole Miss	2		
3. Arkansas	13	Tennessee	2		
4. Texas A&M	12	4. Texas A&M	1		
5. Vanderbilt	11	Vanderbilt	1		
6. Georgia	10	Florida	1		
Florida	10	Alabama	1		
8. Auburn	9	Kentucky	1		
9. Alabama	8	Arkansas	1		
10. Kentucky	7	Mississippi State	1		
11. Ole Miss	6	LSU	1		
South Carolina	6				
Tennessee	6				
14. Mississippi State	3				



2022 SEC Baseball
SEC Batting Leaders (as of Jun 26, 2022)
(All games)

Hitting minimums - 75% of Games 2.0 AB/Game 3.0 TPA/Game
 Pitching minimums - 1 Games 1.0 IP/Game

Batting avg	
1. Sonny DiChiara-AU	.383
2. Jack Moss-AM	.380
3. Dominic Keegan-VU	.371
4. Jacob Berry-LS	.370
5. Spencer Jones-VU	.370
6. Torin Montgomery-MO	.365
7. Drew Gilbert-UT	.362
8. Austin Bost-AM	.360
9. Wyatt Langford-UF	.355
10. Trey Lipscomb-UT	.355
11. Sterlin Thompson-UF	.354
12. Dylan Crews-LS	.349
13. Connor Tate-UG	.345
14. Brandt Belk-SC	.340
15. Josh Day-MO	.340

Slugging pct	
1. Sonny DiChiara-AU	.777
2. Wyatt Langford-UF	.719
3. Trey Lipscomb-UT	.717
4. Dylan Crews-LS	.691
5. Drew Gilbert-UT	.673
6. Jorel Ortega-UT	.672
7. RJ Yeager-MS	.668
8. Luc Lipcius-UT	.667
9. Dominic Keegan-VU	.646
10. Spencer Jones-VU	.643
11. Tim Elko-UM	.642
12. Dylan Rock-AM	.641
13. Jacob Berry-LS	.630
14. Josiah Sightler-SC	.629
15. Connor Tate-UG	.614

On base pct	
1. Sonny DiChiara-AU	.549
2. Dylan Rock-AM	.468
3. Luc Lipcius-UT	.466
4. Jacob Berry-LS	.464
5. Dylan Crews-LS	.463
6. Torin Montgomery-MO	.462
7. Spencer Jones-VU	.460
8. Dominic Keegan-VU	.458
9. Drew Gilbert-UT	.455
10. Austin Bost-AM	.451
11. Wyatt Langford-UF	.447
12. Sterlin Thompson-UF	.443
13. Jack Moss-AM	.437
14. Connor Tate-UG	.436
15. Josh Day-MO	.435

Runs scored	
1. Wyatt Langford-UF	73
Dylan Crews-LS	73
3. Jordan Beck-UT	70
Luc Lipcius-UT	70
5. Enrique Bradfield Jr-VU	69
6. Trey Lipscomb-UT	68
7. Dylan Rock-AM	67
Jacob Gonzalez-UM	67
9. Tim Elko-UM	63
Jud Fabian-UF	63
11. Justin Bench-UM	62
Cayden Wallace-AR	62
Spencer Jones-VU	62
14. Braydon Webb-AR	60
Drew Gilbert-UT	60

Hits	
1. Jack Moss-AM	103
2. Wyatt Langford-UF	91
3. Sterlin Thompson-UF	90
4. Trey Lipscomb-UT	89
5. Blake Rambusch-AU	87
Dylan Crews-LS	87
7. Austin Bost-AM	85
Spencer Jones-VU	85
Dominic Keegan-VU	85
10. Michael Turner-AR	83
11. Cayden Wallace-AR	82
Tre' Morgan-LS	82
13. Justin Bench-UM	81
14. Sonny DiChiara-AU	79
15. 3 tied at.....	77

Runs batted in	
1. Trey Lipscomb-UT	84
2. Tim Elko-UM	75
3. Dylan Crews-LS	72
4. Drew Gilbert-UT	70
5. Dominic Keegan-VU	67
6. Dylan Rock-AM	65
7. Wyatt Langford-UF	63
8. Jordan Beck-UT	61
Jorel Ortega-UT	61
10. Cayden Wallace-AR	60
Spencer Jones-VU	60
12. Sonny DiChiara-AU	59
13. 4 tied at.....	58

Doubles	
1. Drew Gilbert-UT	21
Spencer Jones-VU	21
3. Cayden Wallace-AR	20
Jorel Ortega-UT	20
5. Trey Lipscomb-UT	19
Connor Tate-UG	19
Robert Moore-AR	19
Kason Howell-AU	19
Cade Doughty-LS	19
10. Tre' Morgan-LS	18
Jack Moss-AM	18
12. 5 tied at.....	17

Triples	
1. Enrique Bradfield Jr-VU	5
2. Bobby Peirce-AU	4
Drew Gilbert-UT	4
Tyler McManus-LS	4
Jorel Ortega-UT	4
Ben Anderson-UG	4
Dylan Crews-LS	4
8. 10 tied at.....	3

Home runs	
1. Wyatt Langford-UF	26
2. Tim Elko-UM	24
Jud Fabian-UF	24
4. Sonny DiChiara-AU	22
Dylan Crews-LS	22
Trey Lipscomb-UT	22
7. Dylan Rock-AM	19
Luc Lipcius-UT	19
9. Brayden Jobert-LS	18
Jordan Beck-UT	18
RJ Yeager-MS	18
Jorel Ortega-UT	18
Jacob Gonzalez-UM	18
14. Luke Mann-MO	17
15. 3 tied at.....	16

Total bases	
1. Wyatt Langford-UF	184
2. Trey Lipscomb-UT	180
3. Dylan Crews-LS	172
4. Sonny DiChiara-AU	160
5. Jorel Ortega-UT	158
6. Tim Elko-UM	154
7. Cayden Wallace-AR	152
8. Jordan Beck-UT	150
9. Spencer Jones-VU	148
Dominic Keegan-VU	148
11. Sterlin Thompson-UF	143
Dylan Rock-AM	143
13. Jack Moss-AM	141
14. Jud Fabian-UF	140
15. Connor Tate-UG	137

Walks	
1. Sonny DiChiara-AU	68
2. Jud Fabian-UF	62
3. Luc Lipcius-UT	59
4. Kole Kaler-AM	53
5. Dylan Rock-AM	52
6. Jacob Gonzalez-UM	50
7. Tim Elko-UM	43
8. Dylan Crews-LS	42
Robert Moore-AR	42
Cortland Lawson-UT	42
Braydon Webb-AR	42
Ryan Targac-AM	42
13. Enrique Bradfield Jr-VU	41
Brett Minnich-AM	41
15. Chase Estep-UK	40

Hit by pitch	
1. Justin Bench-UM	17
2. Dylan Rock-AM	16
Torin Montgomery-MO	16
Zack Gregory-AR	16
5. Blake Rambusch-AU	15
Gavin Dugas-LS	15
Tre' Morgan-LS	15
Luke Mann-MO	15
9. Josh Pearson-LS	14
Kason Howell-AU	14
Josh Day-MO	14
12. Robert Moore-AR	13
Trevor Austin-MO	13
Dylan Crews-LS	13
15. 4 tied at.....	12

Sac bunts

1. Zack Gregory-AR	9
2. Jim Jarvis-UA	7
3. Josh McAllister-UG	6
Javier Vaz-VU	6
Davis Diaz-VU	6
6. 11 tied at.....	4

Sac flies

1. Brandt Belk-SC	7
Hunter Jump-UK	7
Brady Slavens-AR	7
Austin Bost-AM	7
5. Jack Moss-AM	6
Drew Gilbert-UT	6
Kamren James-MS	6
Dylan Rock-AM	6
Drew Williamson-UA	6
Nate LaRue-AU	6
Sterlin Thompson-UF	6
Davis Diaz-VU	6
Peyton Chatagnier-UM	6
14. 10 tied at.....	5

Stolen bases

1. Enrique Bradfield Jr-VU	46
2. Seth Stephenson-UT	25
3. Daniel Harris IV-UK	16
John Thrasher-UK	16
Chase Estep-UK	16
Blake Rambusch-AU	16
Dylan Rock-AM	16
8. Ryan Ritter-UK	15
9. Spencer Jones-VU	14
Kamren James-MS	14
Luc Lipcius-UT	14
12. Braylen Wimmer-SC	13
13. 4 tied at.....	12

Total plate appearances

1. Cayden Wallace-AR	323
2. Blake Rambusch-AU	316
3. Jud Fabian-UF	310
4. Jack Moss-AM	309
5. Dylan Crews-LS	307
6. Sterlin Thompson-UF	305
7. Wyatt Langford-UF	303
8. Justin Bench-UM	302
9. Kole Kaler-AM	301
10. Jacob Gonzalez-UM	300
Robert Moore-AR	300
12. Kason Howell-AU	299
13. Jordan Beck-UT	298
14. Dylan Rock-AM	297
15. Tre' Morgan-LS	296

At bats

1. Cayden Wallace-AR	275
2. Jack Moss-AM	271
3. Blake Rambusch-AU	266
4. Michael Turner-AR	257
5. Wyatt Langford-UF	256
Justin Bench-UM	256
7. Sterlin Thompson-UF	254
Brody Moore-AU	254
9. Tre' Morgan-LS	253
10. Jordan Beck-UT	252
11. Trey Lipscomb-UT	251
Kason Howell-AU	251
13. Colby Halter-UF	250
14. Dylan Crews-LS	249
15. Jalen Battles-AR	246

Steal attempts

1. Enrique Bradfield Jr-VU	46
2. Seth Stephenson-UT	30
3. Dylan Rock-AM	22
4. Blake Rambusch-AU	21
5. Chase Estep-UK	20
6. John Thrasher-UK	18
Luc Lipcius-UT	18
8. Daniel Harris IV-UK	17
9. Ryan Targac-AM	16
Kamren James-MS	16
Brandt Belk-SC	16
12. Ryan Ritter-UK	15
Spencer Jones-VU	15
14. TJ McCants-UM	14
Braylen Wimmer-SC	14

Strikeouts

1. Brett Minnich-AM	86
2. Tim Elko-UM	84
Jacob Plastiak-UK	84
4. Ryan Targac-AM	81
5. BT Riopelle-UF	78
6. Hayden Dunhurst-UM	69
Jud Fabian-UF	69
8. Corey Collins-UG	68
Ryan Ritter-UK	68
10. Zane Denton-UA	67
11. Colby Halter-UF	66
Nate LaRue-AU	66
Carter Young-VU	66
Brady Slavens-AR	66
15. 2 tied at.....	65

Caught stealing

1. Dylan Rock-AM	6
2. Seth Stephenson-UT	5
Blake Rambusch-AU	5
Brandt Belk-SC	5
Justin Bench-UM	5
6. Wyatt Langford-UF	4
Jud Fabian-UF	4
Jordan Beck-UT	4
TJ McCants-UM	4
Luc Lipcius-UT	4
Chase Estep-UK	4
Ryan Targac-AM	4
Drew Williamson-UA	4
14. 9 tied at.....	3

Grounded into DP

1. Michael Turner-AR	10
2. Braylen Wimmer-SC	9
3. Evan Russell-UT	8
Kendrick Calilao-UF	8
5. Tim Elko-UM	7
Jacob Berry-LS	7
Dominic Keegan-VU	7
Sterlin Thompson-UF	7
Jordan Beck-UT	7
Jacob Gonzalez-UM	7
11. 10 tied at.....	6



**2022 SEC Baseball
SEC Pitching Leaders (as of Jun 26, 2022)
(All games)**

Hitting minimums - 75% of Games 2.0 AB/Game 3.0 TPA/Game
Pitching minimums - 1 Games 1.0 IP/Game

Earned run avg		Opposing bat avg		Innings pitched	
1. Chase Dollander-UT	2.39	1. Chase Dollander-UT	.175	1. Connor Noland-AR	116.0
2. Sean Harney-UK	2.62	2. Drew Beam-UT	.186	2. Dylan DeLucia-UM	95.1
3. Hunter Elliott-UM	2.70	3. Carter Holton-VU	.192	3. Nathan Dettmer-AM	92.0
4. Drew Beam-UT	2.72	4. Hunter Elliott-UM	.201	4. Brandon Sproat-UF	89.2
5. Chase Burns-UT	2.91	5. Brandon Neely-UF	.205	5. Will Sanders-SC	89.1
6. Carter Holton-VU	3.14	6. Chris McElvain-VU	.211	6. Chris McElvain-VU	86.1
7. Joseph Gonzalez-AU	3.22	7. Chase Burns-UT	.216	7. Garrett McMillan-UA	86.0
8. Devin Futrell-VU	3.41	8. Cade Smith-MS	.221	8. Micah Dallas-AM	81.2
9. Brandon Sproat-UF	3.41	9. Devin Futrell-VU	.225	9. Trace Bright-AU	80.2
10. Will Sanders-SC	3.43	10. Sean Harney-UK	.226	10. Chase Burns-UT	80.1
11. Connor Noland-AR	3.65	11. Jonathan Cannon-UG	.226	Carter Holton-VU	80.1
12. Dylan DeLucia-UM	3.68	12. Hagen Smith-AR	.232	12. Hunter Elliott-UM	80.0
13. Brandon Neely-UF	3.76	13. Dylan DeLucia-UM	.238	13. Preston Johnson-MS	79.0
14. Cade Smith-MS	3.86	14. Tony Neubeck-MO	.240	Chase Dollander-UT	79.0
15. Jonathan Cannon-UG	4.02	15. Garrett McMillan-UA	.241	15. 2 tied at.....	78.1
Batters struck out		Batters SO out looking		Wins	
1. Preston Johnson-MS	117	1. Hunter Elliott-UM	34	1. Chase Dollander-UT	10
2. Connor Noland-AR	113	2. Dylan DeLucia-UM	33	2. Devin Futrell-VU	9
3. Chase Dollander-UT	108	Jaden Woods-UG	33	Jonathan Cannon-UG	9
4. Dylan DeLucia-UM	105	4. Trace Bright-AU	32	Brandon Sproat-UF	9
5. Chase Burns-UT	103	Carter Holton-VU	32	5. Drew Beam-UT	8
6. Hunter Elliott-UM	102	6. Tyler Guilfoil-UK	31	Chase Burns-UT	8
7. Chris McElvain-VU	100	7. Jaxon Wiggins-AR	29	Dylan DeLucia-UM	8
8. Carter Holton-VU	97	8. Brandon Neely-UF	28	Carter Holton-VU	8
9. Trace Bright-AU	94	9. Preston Johnson-MS	27	Connor Noland-AR	8
10. Will Sanders-SC	91	Matthew Becker-SC	27	10. Ma'Khail Hilliard-LS	7
11. Hagen Smith-AR	90	Connor Noland-AR	27	Camden Sewell-UT	7
12. Joseph Menefee-AM	87	12. Chris McElvain-VU	24	Hagen Smith-AR	7
13. Micah Dallas-AM	86	Jacob Palisch-AM	24	Will Sanders-SC	7
14. Garrett McMillan-UA	83	14. Chase Burns-UT	23	Micah Dallas-AM	7
Mason Barnett-AU	83	Micah Dallas-AM	23	Joseph Gonzalez-AU	7
Saves		Appearances		Games started	
1. Blake Burkhalter-AU	16	1. Blake Purnell-UF	36	1. Nathan Dettmer-AM	19
2. Brandon Johnson-UM	12	2. Evan Taylor-AR	33	Connor Noland-AR	19
3. Jack Gowen-UG	10	3. Kole Ramage-AR	31	3. Trace Bright-AU	17
4. Brady Tygart-AR	8	4. Kirby Connell-UT	30	4. Ryan Prager-AM	16
Dylan Ray-UA	8	Blake Burkhalter-AU	30	Garrett McMillan-UA	16
Thomas Schultz-VU	8	Riley Cooper-LS	30	Chris McElvain-VU	16
7. Redmond Walsh-UT	7	7. Eric Reyzelman-LS	29	Ma'Khail Hilliard-LS	16
8. Tyler Guilfoil-UK	6	Jacob Palisch-AM	29	Micah Dallas-AM	16
Ryan Slater-UF	6	Will Mabrey-UT	29	Brandon Sproat-UF	16
Paul Gervase-LS	6	Paul Gervase-LS	29	10. Drew Beam-UT	15
11. Austin Cheeley-MO	5	11. Joseph Menefee-AM	28	Jaxon Wiggins-AR	15
Jacob Palisch-AM	5	Nick Ficarrotta-UF	28	Will Sanders-SC	15
13. Will Johnston-AM	4	13. 5 tied at.....	27	Hagen Smith-AR	15
Blake Purnell-UF	4			Carter Holton-VU	15
Matthew Becker-SC	4			15. 7 tied at.....	14
Games finished		Games in relief		Sac bunts allowed	
1. Blake Burkhalter-AU	25	1. Blake Purnell-UF	36	1. Jacob Palisch-AM	5
2. Redmond Walsh-UT	22	2. Evan Taylor-AR	33	Jonathan Cannon-UG	5
3. Jack Gowen-UG	20	3. Kirby Connell-UT	30	Ryan Prager-AM	5
Brandon Johnson-UM	20	Blake Burkhalter-AU	30	4. Thomas Schultz-VU	4
5. Thomas Schultz-VU	18	5. Kole Ramage-AR	29	Jacob McNairy-UA	4
6. Ryan Slater-UF	17	Eric Reyzelman-LS	29	Hunter Elliott-UM	4
7. Dylan Ray-UA	14	Riley Cooper-LS	29	Blake Money-LS	4
Austin Cheeley-MO	14	Will Mabrey-UT	29	Nathan Dettmer-AM	4
9. Blake Purnell-UF	13	Jacob Palisch-AM	29	Nick Ficarrotta-UF	4
Cade Austin-SC	13	Paul Gervase-LS	29	10. 20 tied at.....	3
Brady Tygart-AR	13	11. Joseph Menefee-AM	28		
Paul Gervase-LS	13	12. Nick Ficarrotta-UF	27		
13. Tyler Guilfoil-UK	11	Redmond Walsh-UT	27		
Anthony Ursitti-UF	11	Mark McLaughlin-UT	27		
Jackson Fristoe-MS	11	15. 4 tied at.....	26		

Sac flies allowed		
1. John Gilreath-SC	7	
2. Spencer Miles-MO	6	
3. Hagen Smith-AR	5	
4. Wyatt Tucker-AM	4	
Hayden Mullins-AU	4	
Brandon Smith-MS	4	
Devin Fontenot-LS	4	
Daniel Harper-UK	4	
Luke Wagner-UG	4	
10. 19 tied at.....	3	

Losses		
1. Connor Noland-AR	6	
2. Garrett McMillan-UA	5	
Chris McElvain-VU	5	
Noah Hall-SC	5	
Aidan Hunter-SC	5	
Spencer Miles-MO	5	
Brandon Smith-MS	5	
8. 23 tied at.....	4	

Runners picked off		
1. Hunter Elliott-UM	4	
BT Riopelle-UF	4	
3. Hayden Dunhurst-UM	3	
Trey Shaffer-LS	3	
5. Will Pearson-UG	2	
Cam Tringali-SC	2	
Garrett Brown-UG	2	
Joseph Menefee-AM	2	
Grayson Hitt-UA	2	
Colin Burgess-SC	2	
Jake Wyandt-AU	2	
Will Sanders-SC	2	
Luke Hancock-MS	2	
Blake Money-LS	2	
Derek Diamond-UM	2	

Wild pitches		
1. Matthew Becker-SC	13	
2. Jaxon Wiggins-AR	12	
Micah Dallas-AM	12	
4. Noah Hall-SC	11	
5. Chandler Marsh-UG	10	
Coleman Willis-UG	10	
7. Nathan Dettmer-AM	9	
Kole Ramage-AR	9	
Aidan Hunter-SC	9	
Chris McElvain-VU	9	
Joseph Menefee-AM	9	
12. Trace Bright-AU	8	
Ben Joyce-UT	8	
Ma'Khail Hilliard-LS	8	
15. 8 tied at.....	7	

Balks		
1. Michael Braswell-SC	2	
Jake Leger-UA	2	
Ma'Khail Hilliard-LS	2	
Jaxon Wiggins-AR	2	
Hunter Furtado-UA	2	
Jack Washburn-UM	2	
Will Sanders-SC	2	
Austin Troesser-MO	2	
Chase Burns-UT	2	
10. 37 tied at.....	1	

Hit batters		
1. Sean Harney-UK	16	
2. Carter Holton-VU	13	
3. Ryan Slater-UF	12	
Jonathan Cannon-UG	12	
5. Noah Hall-SC	11	
6. Hunter Elliott-UM	10	
7. 12 tied at.....	9	

Intentional BB allowed		
1. Jacob Palisch-AM	4	
2. Daniel Harper-UK	3	
Blake Purnell-UF	3	
Jonathan Cannon-UG	3	
Redmond Walsh-UT	3	
Thomas Schultz-VU	3	
7. 23 tied at.....	2	

Hits allowed		
1. Chase Dollander-UT	50	
Drew Beam-UT	50	
Carter Rustad-MO	50	
4. Tony Neubeck-MO	52	
5. Devin Futrell-VU	53	
Brandon Neely-UF	53	
7. Sean Harney-UK	55	
8. Carter Holton-VU	56	
9. Hunter Elliott-UM	57	
10. Cade Smith-MS	61	
11. Chase Burns-UT	65	
12. Hagen Smith-AR	66	
Grayson Hitt-UA	66	
14. Jonathan Cannon-UG	67	
15. Chris McElvain-VU	68	

Runs allowed		
1. Sean Harney-UK	19	
2. Devin Futrell-VU	24	
3. Chase Dollander-UT	25	
4. Drew Beam-UT	26	
5. Hunter Elliott-UM	29	
Carter Rustad-MO	29	
7. Brandon Neely-UF	30	
Joseph Gonzalez-AU	30	
9. Chase Burns-UT	31	
10. Carter Holton-VU	32	
11. Jonathan Cannon-UG	36	
12. Cade Smith-MS	37	
Brandon Sproat-UF	37	
14. Jacob McNairy-UA	39	
15. Will Sanders-SC	40	

Earned runs allowed		
1. Sean Harney-UK	19	
2. Chase Dollander-UT	21	
3. Drew Beam-UT	23	
4. Devin Futrell-VU	24	
Hunter Elliott-UM	24	
6. Chase Burns-UT	26	
7. Carter Rustad-MO	27	
8. Carter Holton-VU	28	
Joseph Gonzalez-AU	28	
10. Brandon Neely-UF	29	
11. Cade Smith-MS	31	
12. Will Sanders-SC	34	
Brandon Sproat-UF	34	
Tony Neubeck-MO	34	
15. Jonathan Cannon-UG	35	

Walks allowed		
1. Jonathan Cannon-UG	12	
2. Chase Dollander-UT	13	
Devin Futrell-VU	13	
Derek Diamond-UM	13	
5. Joseph Gonzalez-AU	15	
Carter Rustad-MO	15	
7. Sean Harney-UK	17	
Brandon Smith-MS	17	
9. Jacob McNairy-UA	18	
10. Ma'Khail Hilliard-LS	20	
Brandon Neely-UF	20	
12. Drew Beam-UT	21	
13. Micah Dallas-AM	22	
14. Spencer Miles-MO	23	
15. Chase Burns-UT	25	

Doubles allowed		
1. Sean Harney-UK	6	
Noah Hall-SC	6	
3. Carter Rustad-MO	7	
4. Carter Holton-VU	8	
Hagen Smith-AR	8	
6. Grayson Hitt-UA	9	
Cade Smith-MS	9	
8. Chase Dollander-UT	10	
Hunter Elliott-UM	10	
10. Garrett McMillan-UA	11	
Tony Neubeck-MO	11	
Brandon Smith-MS	11	
Jonathan Cannon-UG	11	
14. Chris McElvain-VU	12	
Drew Beam-UT	12	

Triples allowed

1. Trace Bright-AU	0
Devin Futrell-VU	0
Chase Burns-UT	0
Jonathan Cannon-UG	0
Hunter Elliott-UM	0
Chase Dollander-UT	0
Grayson Hitt-UA	0
8. Noah Hall-SC	1
Sean Harney-UK	1
Micah Dallas-AM	1
Carter Rustad-MO	1
Connor Noland-AR	1
Carter Holton-VU	1
Dylan DeLucia-UM	1
Hagen Smith-AR	1

Home runs allowed

1. Sean Harney-UK	2
2. Nathan Dettmer-AM	4
Hunter Elliott-UM	4
4. Carter Rustad-MO	5
Brandon Sproat-UF	5
6. Chase Dollander-UT	7
Connor Noland-AR	7
8. Trace Bright-AU	8
Devin Futrell-VU	8
Brandon Neely-UF	8
Joseph Gonzalez-AU	8
Drew Beam-UT	8
Ma'Khail Hilliard-LS	8
14. Spencer Miles-MO	9
Noah Hall-SC	9



**2022 SEC Baseball
SEC Fielding Leaders (as of Jun 26, 2022)
(All games)**

Hitting minimums - 75% of Games
Pitching minimums - 1 Games 1.0 IP/Game

Fielding pct		Chances		Putouts	
1. Jud Fabian-UF	1.000	1. Troy Claunch-AM	602	1. Michael Turner-AR	538
Ben Anderson-UG	1.000	2. Michael Turner-AR	588	2. Troy Claunch-AM	537
Wyatt Langford-UF	1.000	3. Hayden Dunhurst-UM	560	3. Evan Russell-UT	520
Andrew Pinckney-UA	1.000	4. Evan Russell-UT	553	4. Hayden Dunhurst-UM	517
Adam Fogel-UK	1.000	5. Jack Moss-AM	524	5. Jack Moss-AM	501
TJ McCants-UM	1.000	6. Dominic Keegan-VU	518	6. Dominic Keegan-VU	483
Tommy Seidl-UA	1.000	Dominic Tamez-UA	518	7. Dominic Tamez-UA	473
Connor Tate-UG	1.000	8. BT Riopelle-UF	499	8. BT Riopelle-UF	472
Hunter Hines-MS	1.000	9. Logan Tanner-MS	497	9. Logan Tanner-MS	458
Kellum Clark-MS	1.000	10. Luke Hancock-MS	480	10. Luke Hancock-MS	439
Javier Vaz-VU	1.000	11. Luc Lipcius-UT	467	11. Luc Lipcius-UT	433
Bryson Ware-AU	1.000	12. Colin Burgess-SC	459	12. Drew Williamson-UA	427
Christian Scott-UT	1.000	13. Sonny DiChiara-AU	453	13. Sonny DiChiara-AU	426
Owen Diodati-UA	1.000	Alonzo Rubalcaba-UK	453	14. Alonzo Rubalcaba-UK	425
Christian Moore-UT	1.000	15. Drew Williamson-UA	449	15. Colin Burgess-SC	421
Assists		Fielding double plays		Passed balls	
1. Jalen Battles-AR	179	1. Robert Moore-AR	46	1. Tyler McManus-LS	11
2. Robert Moore-AR	169	2. Drew Williamson-UA	44	2. Tre Morris-MO	10
3. Kole Kaler-AM	162	3. Sonny DiChiara-AU	43	3. Troy Claunch-AM	9
Josh Rivera-UF	162	4. Jalen Battles-AR	40	4. Dominic Keegan-VU	8
5. Colby Halter-UF	155	Torin Montgomery-MO	40	5. Michael Turner-AR	7
6. Cortland Lawson-UT	148	6. Peyton Stovall-AR	39	6. Hayden Travinski-LS	6
7. Brody Moore-AU	143	7. Jacob Plastiak-UK	33	Dylan Leach-AR	6
8. Jim Jarvis-UA	141	Nander De Sedas-MO	33	Dominic Tamez-UA	6
9. Michael Braswell-SC	138	Jim Jarvis-UA	33	BT Riopelle-UF	6
Ryan Targac-AM	138	10. Josh Rivera-UF	32	10. Fernando Gonzalez-UG	5
Braylen Wimmer-SC	138	11. Jack Moss-AM	30	Colin Burgess-SC	5
12. Ryan Ritter-UK	137	Luke Hancock-MS	30	Hayden Dunhurst-UM	5
Jacob Gonzalez-UM	137	Kendrick Calilao-UF	30	13. 4 tied at.....	4
14. Carter Young-VU	135	14. Luc Lipcius-UT	29		
15. Daniel Harris IV-UK	133	15. 3 tied at.....	28		
Catchers interference		Steal attempts against		Stolen bases against	
1. Evan Russell-UT	2	1. Evan Russell-UT	84	1. Evan Russell-UT	72
2. Nate LaRue-AU	1	2. Dominic Tamez-UA	54	2. Dominic Tamez-UA	43
Hayden Dunhurst-UM	1	3. Michael Turner-AR	50	3. Michael Turner-AR	37
Jack Bulger-VU	1	4. Troy Claunch-AM	48	4. Colin Burgess-SC	34
Troy Claunch-AM	1	5. Colin Burgess-SC	44	5. Alonzo Rubalcaba-UK	33
Logan Tanner-MS	1	6. Alonzo Rubalcaba-UK	39	6. Troy Claunch-AM	32
Calvin Harris-UM	1	Hayden Dunhurst-UM	39	7. Fernando Gonzalez-UG	31
Hayden Travinski-LS	1	8. Dominic Keegan-VU	37	8. Hayden Dunhurst-UM	29
Ryan Dyal-AU	1	9. Fernando Gonzalez-UG	36	9. Dominic Keegan-VU	27
BT Riopelle-UF	1	10. BT Riopelle-UF	29	10. BT Riopelle-UF	23
Alonzo Rubalcaba-UK	1	Logan Tanner-MS	29	11. Logan Tanner-MS	22
Michael Turner-AR	1	12. Chase Burns-UT	23	12. Chase Burns-UT	21
Will Portera-UA	1	Jack Bulger-VU	23	13. Jack Bulger-VU	19
		14. Nate LaRue-AU	22	14. Tyler McManus-LS	18
		Tyler McManus-LS	22	Mike Coletta-MO	18
Caught stealing by		Errors			
1. Troy Claunch-AM	16	1. Jordan Thompson-LS	18		
2. Michael Turner-AR	13	2. Kole Kaler-AM	17		
3. Nate LaRue-AU	12	3. Jacob Gonzalez-UM	14		
Evan Russell-UT	12	Cade Doughty-LS	14		
5. Dominic Tamez-UA	11	5. Trevor Werner-AM	13		
6. Dominic Keegan-VU	10	Ryan Targac-AM	13		
Colin Burgess-SC	10	7. Nander De Sedas-MO	12		
Hayden Dunhurst-UM	10	8. Daniel Harris IV-UK	11		
9. Logan Tanner-MS	7	Carter Young-VU	11		
10. Alonzo Rubalcaba-UK	6	Cayden Wallace-AR	11		
BT Riopelle-UF	6	Reagan Burford-UM	11		
12. Fernando Gonzalez-UG	5	Trey Lipscomb-UT	11		
13. 11 tied at.....	4	13. 4 tied at.....	10		



2022 SEC Baseball
Game Highs for SEC (as of Jun 26, 2022)
(All games)

TEAM GAME HIGHS

Batting

At bats:	50	-	Kentucky (vs Tennessee, May 05, 2022)
Runs scored:	29	-	Tennessee (vs Iona, Feb 26, 2022)
Hits:	25	-	Tennessee (vs Mississippi State, May 19, 2022)
RBI's:	28	-	Tennessee (vs Iona, Feb 26, 2022)
Doubles:	10	-	Vanderbilt (vs Auburn, Apr 09, 2022)
Triples:	3	-	(4 times)
Home runs:	7	-	(6 times)
Total bases:	53	-	Tennessee (vs Mississippi State, May 19, 2022)
Walks:	16	-	Auburn (vs Florida State, Jun 04, 2022)
	16	-	Tennessee (vs Iona, Feb 26, 2022)
	16	-	Missouri (vs SIUE, Mar 30, 2022)
Strikeouts:	20	-	LSU (vs Louisiana Tech, Mar 23, 2022)
Sac hits:	4	-	Arkansas (vs Mississippi State, Apr 03, 2022)
Sac flies:	5	-	Vanderbilt (vs Missouri, Mar 18, 2022)
Stolen bases:	7	-	Texas A&M (vs Penn, Feb 27, 2022)
Caught stealing:	3	-	Texas A&M (vs Auburn, Mar 25, 2022)
Hit by pitch:	10	-	LSU (vs Northwestern State, May 17, 2022)
Runners LOB:	20	-	Texas A&M (vs Louisville, Jun 10, 2022)
Hit into DP:	3	-	(19 times)

Fielding

Putouts:	39	-	Kentucky (vs Tennessee, May 05, 2022)
Assists:	18	-	Arkansas (vs Central Arkansas, Apr 26, 2022)
Errors:	5	-	(4 times)
Passed balls:	3	-	Missouri (vs Vanderbilt, Mar 18, 2022)
	3	-	Auburn (vs Ole Miss, Mar 17, 2022)
DPs turned:	5	-	Alabama (vs Jacksonville State, Feb 22, 2022)

Pitching

Innings pitched:	13.0	-	Kentucky (vs Tennessee, May 05, 2022)
Strikeouts:	20	-	Ole Miss (vs Arizona, Jun 04, 2022)
	20	-	Missouri (vs Southern University, Feb 23, 2022)
	20	-	LSU (vs Louisiana Tech, Mar 23, 2022)
Wild pitches:	6	-	South Carolina (vs Clemson, Mar 05, 2022)
Hit batters:	8	-	Florida (vs LSU, Mar 27, 2022)



2022 SEC Baseball
Game Highs for SEC (as of Jun 26, 2022)
(All games)

GAME HIGHS (BOTH TEAMS)

Batting

At bats:	92	-	Tennessee vs Kentucky (May 05, 2022)
Runs scored:	32	-	Texas A&M vs Georgia (Apr 16, 2022)
Hits:	33	-	Texas A&M vs Georgia (Apr 16, 2022)
RBI's:	32	-	Texas A&M vs Georgia (Apr 16, 2022)
Doubles:	10	-	Vanderbilt vs Auburn (Apr 09, 2022)
Triples:	3	-	(4 times)
Home runs:	9	-	Georgia vs LSU (Apr 30, 2022)
Total bases:	62	-	Tennessee vs Mississippi State (May 19, 2022)
Walks:	21	-	Mississippi State vs Georgia (Mar 19, 2022)
Strikeouts:	31	-	Tennessee vs Kentucky (May 05, 2022)
Sac hits:	5	-	Mississippi State vs Arkansas (Apr 03, 2022)
Sac flies:	5	-	Missouri vs Vanderbilt (Mar 18, 2022)
Stolen bases:	8	-	Tennessee vs Kentucky (May 07, 2022)
Caught stealing:	3	-	Auburn vs Texas A&M (Mar 25, 2022)
Hit by pitch:	10	-	Northwestern State vs LSU (May 17, 2022)
Runners LOB:	27	-	Tennessee vs Kentucky (May 05, 2022)
Hit into DP:	5	-	Ole Miss vs Arkansas (Apr 29, 2022)
	5	-	Ole Miss vs Arkansas (May 01, 2022)
	5	-	Georgia vs LSU (Apr 30, 2022)

Fielding

Putouts:	77	-	Tennessee vs Kentucky (May 05, 2022)
Assists:	31	-	Alabama vs Arkansas (May 25, 2022)
Errors:	7	-	Texas A&M vs Alabama (Apr 2, 2022)
Passed balls:	3	-	Ole Miss vs Auburn (Mar 17, 2022)
	3	-	Missouri vs Vanderbilt (Mar 18, 2022)
DPs turned:	5	-	Ole Miss vs Arkansas (May 01, 2022)
	5	-	Georgia vs LSU (Apr 30, 2022)
	5	-	Ole Miss vs Arkansas (Apr 29, 2022)

Pitching

Innings pitched:	25.2	-	Tennessee vs Kentucky (May 05, 2022)
Strikeouts:	31	-	Tennessee vs Kentucky (May 05, 2022)
Hits allowed:	1	-	(7 times)
Wild pitches:	7	-	Texas A&M vs Vanderbilt (Apr 29, 2022)
Hit batters:	9	-	LSU vs Florida (Mar 27, 2022)



2022 SEC Baseball
Game Highs for SEC (as of Jun 26, 2022)
(All games)

INDIVIDUAL GAME HIGHS

Batting

At bats:	7	-	Ortega, J., Tennessee (vs Mississippi State, May 19, 2022)
	7	-	Ortega, J., Tennessee (vs Kentucky, May 05, 2022)
	7	-	Bradfield, Vanderbilt (vs Auburn, Apr 09, 2022)
Runs scored:	6	-	T. Elko, Ole Miss (vs Arizona, Jun 06, 2022)
Hits:	6	-	Jones, Vanderbilt (vs Indiana State, May 10, 2022)
RBIs:	9	-	Jobert, LSU (vs Vanderbilt, May 21, 2022)
	9	-	C. Foster, Auburn (vs Southeastern La., Jun 03, 2022)
	9	-	Lipscomb, T., Tennessee (vs Iona, Feb 25, 2022)
Doubles:	3	-	Russell, E., Tennessee (vs Mississippi State, May 19, 2022)
	3	-	K. Howell, Auburn (vs Florida State, Jun 04, 2022)
	3	-	Keegan, Vanderbilt (vs Auburn, Apr 09, 2022)
Triples:	1	-	(150 times)
Home runs:	3	-	(5 times)
Total bases:	14	-	C. Foster, Auburn (vs Southeastern La., Jun 03, 2022)
	14	-	Leach, Arkansas (vs Central Arkansas, Apr 05, 2022)
Walks:	5	-	Rock, Texas A&M (vs South Carolina, May 06, 2022)
Strikeouts:	5	-	Peña, Missouri (vs ULM Warhawks, Feb 25, 2022)
	5	-	Fabian, Florida (vs Mississippi State, May 08, 2022)
	5	-	J. Plastiak, Kentucky (vs Tennessee, May 05, 2022)
Sac hits:	2	-	(7 times)
Sac flies:	3	-	Chatagnier, Ole Miss (vs VCU, Feb 25, 2022)
Stolen bases:	4	-	Bradfield, Vanderbilt (vs Kentucky, Apr 23, 2022)
	4	-	Targac, Texas A&M (vs LSU, Mar 19, 2022)
Caught stealing:	2	-	B. Moore, Auburn (vs Vanderbilt, Apr 10, 2022)
Hit by pitch:	3	-	(8 times)
Runners LOB:	8	-	Young, Vanderbilt (vs Kentucky, Apr 24, 2022)
	8	-	B. Moore, Auburn (vs LSU, Apr 01, 2022)

Fielding

Putouts:	20	-	McManus, LSU (vs Louisiana Tech, Mar 23, 2022)
Assists:	9	-	Day, Missouri (vs Florida, May 13, 2022)
Errors:	3	-	Tamez, Alabama (vs Tennessee, Apr 16, 2022)
	3	-	Diaz, Vanderbilt (vs Georgia, May 07, 2022)
Passed balls:	3	-	Morris, Missouri (vs Vanderbilt, Mar 18, 2022)

Pitching

Innings pitched:	9.0	-	(6 times)
Strikeouts:	14	-	Reilly, Vanderbilt (vs South Carolina, Mar 25, 2022)
	14	-	Sanders, South Carolina (vs Clemson, Mar 04, 2022)
Wild pitches:	4	-	T. Bosma, Kentucky (vs Texas A&M, Apr 09, 2022)
Hit batters:	4	-	Holton, Vanderbilt (vs San Diego, Jun 03, 2022)
	4	-	Slater, Florida (vs LSU, Mar 27, 2022)



2022 SEC Baseball
SEC Batting Analysis (as of Jun 26, 2022)
(All games Sorted by Player Name)

Player	vs left			vs right			w/runners			w/bases empty			w/bases loaded			as leadoff			fly	gnd	fly/
	h	ab	avg	h	ab	avg	h	ab	avg	h	ab	avg	h	ab	avg	rch	ops	pct	out	out	gnd
Alabama	165	622	.265	390	136	.285	267	957	.279	288	103	.279	19	76	.250	192	510	.376	499	476	1.0
Arkansas	161	638	.252	467	163	.285	317	113	.278	311	113	.273	28	91	.308	243	578	.420	579	519	1.1
Auburn	151	535	.282	486	171	.283	347	114	.304	290	111	.261	41	108	.380	213	576	.370	548	518	1.1
Florida	171	602	.284	436	162	.269	283	101	.278	324	120	.269	15	60	.250	209	577	.362	553	535	1.0
Georgia	144	558	.258	439	149	.294	307	102	.300	276	103	.268	33	91	.363	204	514	.397	510	421	1.2
Kentucky	138	458	.301	416	154	.269	288	998	.289	266	100	.265	23	64	.359	192	512	.375	506	432	1.2
LSU	143	594	.241	473	153	.307	339	109	.311	277	104	.266	21	97	.216	209	532	.393	524	491	1.1
Mississippi State	128	468	.274	411	147	.278	271	904	.300	268	104	.257	24	81	.296	169	493	.343	472	473	1.0
Missouri	106	409	.259	390	134	.290	264	858	.308	232	895	.259	18	76	.237	161	445	.362	395	423	0.9
Ole Miss	185	738	.251	425	145	.292	311	102	.305	299	117	.256	29	72	.403	207	560	.370	537	443	1.2
South Carolina	113	377	.300	362	142	.254	225	839	.268	250	965	.259	24	88	.273	171	475	.360	423	483	0.9
Tennessee	210	649	.324	494	163	.302	365	113	.320	339	114	.296	21	80	.263	219	566	.387	611	431	1.4
Texas A&M	192	674	.285	445	152	.291	350	115	.304	287	105	.273	26	109	.239	219	559	.392	568	425	1.3
Vanderbilt	138	511	.270	462	159	.291	299	106	.281	301	103	.290	21	69	.304	221	540	.409	499	517	1.0
Totals	2145	783	.274	6096	213	.285	4233	143	.295	4008	148	.270	343	116	.295	2829	743	.380	7224	6587	1.1

Player	pinch hitting			w/runners in scoring pos			w/runner on 3rd and LT 2 out			with 2 outs			success adv runners			2- rnrns		rch	rch	kl	
	h	ab	avg	h	ab	avg	rbi	ops	pct	h	ab	avg	adv	ops	pct	rbi	w/out	lob	err	fc	kl
Alabama	12	43	.279	164	589	.278	99	154	.643	160	630	.254	502	109	.460	101	143	452	23	51	124
Arkansas	4	21	.190	198	673	.294	98	160	.613	198	737	.269	620	132	.470	184	151	519	44	66	188
Auburn	14	67	.209	220	727	.303	133	197	.675	193	735	.263	650	131	.496	155	178	542	36	67	179
Florida	9	44	.205	167	599	.279	110	170	.647	171	707	.242	564	118	.476	128	181	479	35	58	139
Georgia	14	55	.255	188	617	.305	101	170	.594	177	663	.267	571	119	.478	160	143	472	23	48	159
Kentucky	8	34	.235	174	645	.270	89	132	.674	168	639	.263	532	112	.472	130	166	454	42	55	131
LSU	11	48	.229	208	651	.320	120	180	.667	188	690	.272	655	128	.509	165	173	515	31	74	150
Mississippi State	18	75	.240	171	576	.297	91	148	.615	168	631	.266	515	104	.493	135	134	426	26	48	127
Missouri	14	59	.237	159	521	.305	110	156	.705	159	577	.276	510	998	.511	107	139	417	26	53	132
Ole Miss	17	79	.215	199	608	.327	117	179	.654	191	720	.265	576	117	.491	177	146	435	35	51	145
South Carolina	11	66	.167	143	523	.273	96	155	.619	141	579	.244	496	999	.496	97	158	396	26	55	123
Tennessee	39	112	.348	230	698	.330	104	169	.615	225	740	.304	639	132	.482	218	140	482	30	43	134
Texas A&M	6	28	.214	209	722	.289	109	187	.583	222	741	.300	651	134	.486	185	158	541	33	37	166
Vanderbilt	11	60	.183	189	682	.277	111	174	.638	203	699	.290	608	123	.492	154	207	490	40	66	149
Totals	188	791	.238	2619	883	.297	1488	233	.638	2564	948	.270	8089	166	.486	2096	2217	6749	450	772	2046

Success Advancing Runners = percentage of times the batter advanced at least one runner during a plate appearance
 #Rnrns Adv w/Out = TOTAL number of runners advanced when the player made an out



2022 SEC Baseball
SEC Pitching Analysis (as of Jun 26, 2022)
(All games Sorted by Player Name)

Player	vs left			vs right			w/runners			w/bases empty			vs leadoff		with 2 outs			fly	gnd	fly/		
	h	ab	avg	h	ab	avg	h	ab	avg	h	ab	avg	rch	ops	pct	h	ab	avg	out	out	gnd	gdp
Alabama	152	674	.226	343	128	.267	229	852	.269	266	110	.241	169	515	.328	164	629	.261	462	460	1.0	43
Arkansas	211	867	.243	294	131	.223	234	102	.229	271	116	.233	222	594	.374	141	693	.203	461	553	0.8	52
Auburn	232	889	.261	328	130	.251	263	101	.259	297	118	.251	206	582	.354	190	733	.259	475	520	0.9	41
Florida	208	909	.229	319	129	.246	238	971	.245	289	123	.234	209	590	.354	156	706	.221	567	548	1.0	40
Georgia	189	752	.251	329	124	.264	252	965	.261	266	103	.258	190	521	.365	170	657	.259	491	438	1.1	28
Kentucky	221	776	.285	291	122	.239	265	972	.273	247	102	.241	180	515	.350	148	636	.233	448	435	1.0	32
LSU	202	857	.236	302	124	.243	230	918	.251	274	118	.232	173	547	.316	169	700	.241	578	401	1.4	25
Mississippi State	205	766	.268	289	113	.256	248	921	.269	246	976	.252	191	492	.388	143	606	.236	415	419	1.0	30
Missouri	200	729	.274	253	982	.258	210	797	.263	243	914	.266	162	453	.358	124	534	.232	441	388	1.1	39
Ole Miss	206	870	.237	304	128	.236	220	950	.232	290	120	.240	192	577	.333	161	710	.227	536	422	1.3	22
South Carolina	173	746	.232	316	111	.285	253	870	.291	236	986	.239	172	484	.355	142	582	.244	436	435	1.0	29
Tennessee	153	773	.198	275	137	.200	163	754	.216	265	139	.190	150	617	.243	134	707	.190	506	510	1.0	33
Texas A&M	212	858	.247	370	138	.268	279	112	.248	303	111	.272	222	568	.391	187	728	.257	450	596	0.8	28
Vanderbilt	161	777	.207	288	124	.231	224	938	.239	225	108	.207	183	550	.333	140	655	.214	459	482	1.0	33
Totals	2725	112	.242	4301	174	.247	3308	130	.253	3718	155	.238	2621	760	.345	2169	927	.234	6725	6607	1.0	-36

Player	ap	gs	ip/app	*h/g	*r/g	*er/g	*bb/g	*so/g	k/bb	*2b/g	*3b/g	*hr/g	*fo/g	*go/g	*bf/g	sba	att	pct
Alabama	58	58	8.82	8.71	5.16	4.63	3.47	9.50	2.7	1.37	0.07	1.46	8.13	8.10	39.16	45	56	.804
Arkansas	67	67	8.82	7.69	4.42	4.07	4.34	10.26	2.4	1.36	0.03	0.91	7.02	8.42	39.11	49	68	.721
Auburn	65	65	8.91	8.70	5.10	4.49	4.04	10.35	2.6	1.90	0.03	1.09	7.38	8.08	39.75	30	48	.625
Florida	66	66	8.89	8.08	4.57	4.22	3.37	8.82	2.6	1.27	0.14	1.09	8.69	8.40	39.10	41	52	.788
Georgia	59	59	8.80	8.98	6.16	5.67	4.99	9.76	2.0	1.51	0.07	1.39	8.51	7.60	41.62	44	61	.721
Kentucky	59	59	8.69	8.98	5.74	4.89	4.46	10.40	2.3	1.54	0.25	0.89	7.86	7.63	41.25	45	55	.818
LSU	62	62	8.81	8.31	5.24	4.32	3.63	10.05	2.8	1.42	0.21	1.19	9.53	6.61	39.73	31	42	.738
Mississippi State	56	56	8.74	9.08	6.51	6.07	4.83	10.88	2.3	2.00	0.17	1.49	7.63	7.70	41.35	24	34	.706
Missouri	51	51	8.59	9.30	6.18	5.58	4.29	8.79	2.0	1.48	0.25	1.54	9.05	7.97	41.02	32	39	.821
Ole Miss	65	65	8.68	8.13	4.70	4.21	3.73	10.88	2.9	1.55	0.11	1.15	8.55	6.73	39.46	38	55	.691
South Carolina	55	55	8.71	9.19	6.03	5.41	4.62	9.41	2.0	1.48	0.11	1.35	8.19	8.17	41.17	52	65	.800
Tennessee	66	66	9.01	6.48	2.91	2.51	2.48	10.52	4.2	0.98	0.11	0.97	7.66	7.72	35.88	87	10	.829
Texas A&M	64	64	8.84	9.25	5.49	4.67	3.50	9.35	2.7	1.62	0.17	0.81	7.16	9.48	40.69	34	53	.642
Vanderbilt	62	62	8.79	7.41	4.54	3.96	4.01	10.35	2.6	1.50	0.10	0.97	7.58	7.96	38.97	51	69	.739
Totals	85	85	8.80	8.41	5.13	4.56	3.95	9.97	2.5	1.49	0.13	1.15	8.04	7.90	-38.6	603	80	.752

* = average based on 9-inning game



2022 SEC Baseball

SEC Statistics as of Jun 26, 2022

(All games)

Team Batting		g	avg	ob%	slg%	ab	r	h	2b	3b	hr	rbi	bb	so	sb	cs	sh	sf
1. Tennessee		66	.308	.419	.604	2283	613	704	156	23	158	574	388	548	84	24	9	32
2. Texas A&M		64	.289	.398	.469	2201	474	637	124	10	84	443	351	584	82	24	7	39
3. LSU		62	.289	.404	.516	2133	503	616	120	11	114	477	306	513	22	7	23	25
4. Vanderbilt		62	.286	.384	.465	2101	425	600	115	16	77	390	305	506	98	11	31	31
5. Georgia		59	.284	.381	.460	2052	422	583	89	14	81	393	285	551	20	4	17	27
6. Auburn		65	.283	.383	.446	2251	455	637	126	10	74	423	304	566	49	14	17	34
7. Missouri		51	.283	.384	.443	1753	356	496	84	5	62	328	210	440	55	8	9	23
8. Alabama		58	.279	.362	.430	1991	335	555	99	8	62	310	220	472	37	14	17	23
9. Ole Miss		65	.278	.374	.489	2191	483	610	120	9	108	448	295	606	34	19	5	31
10. Mississippi State		56	.277	.374	.478	1946	389	539	96	5	95	359	253	461	44	10	6	23
11. Kentucky		59	.277	.370	.437	2003	375	554	122	11	59	341	242	503	81	11	17	24
12. Arkansas		67	.276	.380	.481	2277	472	628	127	11	106	443	325	546	49	10	18	24
13. Florida		66	.273	.368	.491	2224	437	607	97	12	121	409	290	545	55	21	19	35
14. South Carolina		55	.263	.360	.407	1804	314	475	76	5	58	287	223	438	50	19	23	25

Team Pitching		g	era	bavg	w-l	ip	h	r	er	bb	so	cg	hr	sho	sv	bb/9	so/9
1. Tennessee		66	2.51	.199	57-9	594.2	428	192	166	164	695	1	64	9	9	2.48	10.52
2. Vanderbilt		62	3.96	.222	39-23	545.0	449	275	240	243	627	3	59	10	11	4.01	10.35
3. Arkansas		67	4.07	.231	46-21	591.0	505	290	267	285	674	0	60	3	20	4.34	10.26
4. Ole Miss		65	4.21	.236	42-23	564.1	510	295	264	234	682	2	72	3	18	3.73	10.88
5. Florida		66	4.22	.239	42-24	587.0	527	298	275	220	575	0	71	5	16	3.37	8.82
6. LSU		62	4.32	.240	40-22	546.0	504	318	262	220	610	0	72	3	11	3.63	10.05
7. Auburn		65	4.49	.255	43-22	579.0	560	328	289	260	666	1	70	4	20	4.04	10.35
8. Alabama		58	4.63	.253	31-27	511.1	495	293	263	197	540	0	83	1	13	3.47	9.50
9. Texas A&M		64	4.67	.260	44-20	566.0	582	345	294	220	588	0	51	2	16	3.50	9.35
10. Kentucky		59	4.89	.257	33-26	513.0	512	327	279	254	593	0	51	1	11	4.46	10.40
11. South Carolina		55	5.41	.263	27-28	479.0	489	321	288	246	501	0	72	3	11	4.62	9.41
12. Missouri		51	5.58	.265	28-23	438.1	453	301	272	209	428	0	75	0	13	4.29	8.79
13. Georgia		59	5.67	.259	36-23	519.0	518	355	327	288	563	0	80	4	14	4.99	9.76
14. Mississippi State		56	6.07	.260	26-30	489.2	494	354	330	263	592	0	81	0	3	4.83	10.88

Individual Batting		Min 2.5 AB/Team game																	
	cl	g	avg	ob%	slg%	ab	r	h	2b	3b	hr	rbi	bb	so	sb	cs	sh	sf	
1. Sonny DiChiara-AU	SR	61	.383	.549	.777	206	59	79	15	0	22	59	68	55	0	0	0	2	
2. Jack Moss-AM	SO	64	.380	.437	.520	271	50	103	18	1	6	49	28	47	8	1	0	6	
3. Dominic Keegan-VU	SR	62	.371	.458	.646	229	47	85	17	2	14	67	39	51	2	0	0	5	
4. Jacob Berry-LS	SO	53	.370	.464	.630	208	47	77	9	0	15	48	27	22	0	0	0	2	
5. Spencer Jones-VU	JR	61	.370	.460	.643	230	62	85	21	3	12	60	32	64	14	1	0	2	
6. Torin Montgomery-MO	JR	49	.365	.462	.547	181	44	66	12	0	7	49	21	37	4	0	0	5	
7. Drew Gilbert-UT	JR	58	.362	.455	.673	199	60	72	21	4	11	70	33	32	4	2	0	6	
8. Austin Bost-AM	JR	63	.360	.451	.572	236	52	85	14	3	10	45	34	29	7	2	0	7	
9. Cole Tate-UG	SR	42	.359	.429	.533	167	37	60	7	2	6	30	20	48	0	0	0	1	
10. Wyatt Langford-UF	SO	66	.355	.447	.719	256	73	91	9	3	26	63	36	44	7	4	1	2	

Individual Pitching		Min 1.0 IP/Team game																	
	cl	g	era	bavg	w-l	ip	h	r	er	bb	so	cg	hr	sho	sv	bb/9	so/9		
1. Chase Dollander-UT	SO	16	2.39	.175	10-0	79.0	50	25	21	13	108	0	7	0	0	1.48	12.30		
2. Sean Harney-UK	SR	16	2.62	.226	5-4	65.1	55	19	19	17	65	0	2	0	2	2.34	8.95		
3. Hunter Elliott-UM	FR	20	2.70	.201	5-3	80.0	57	29	24	34	102	0	4	0	0	3.83	11.48		
4. Drew Beam-UT	FR	16	2.72	.186	8-1	76.0	50	26	23	21	62	1	8	1	0	2.49	7.34		
5. Chase Burns-UT	FR	17	2.91	.216	8-2	80.1	65	31	26	25	103	0	13	0	0	2.80	11.54		
6. Carter Holton-VU	FR	15	3.14	.192	8-4	80.1	56	32	28	29	97	2	10	1	0	3.25	10.87		
7. Joseph Gonzalez-AU	SO	15	3.22	.276	7-4	78.1	83	30	28	15	54	1	8	0	0	1.72	6.20		
8. Devin Futrell-VU	FR	14	3.41	.225	9-3	63.1	53	24	24	13	64	1	8	0	0	1.85	9.09		
9. Brandon Sproat-UF	SO	17	3.41	.251	9-4	89.2	84	37	34	33	82	0	5	0	0	3.31	8.23		
10. Will Sanders-SC	SO	15	3.43	.249	7-3	89.1	84	40	34	31	91	0	14	0	0	3.12	9.17		



2022 SEC Baseball
SEC Statistics as of Jun 26, 2022
(All games)

HITS					RUNS SCORED							
1. Jack Moss-AM	SO	64	103	1.61	1. Dylan Crews-LS	SO	62	73	1.18			
2. Wyatt Langford-UF	SO	66	91	1.38	Wyatt Langford-UF	SO	66	73	1.11			
3. Sterlin Thompson-UF	SO	66	90	1.36	3. Luc Lipcius-UT	SR	65	70	1.08			
4. Trey Lipscomb-UT	SR	66	89	1.35	Jordan Beck-UT	JR	66	70	1.06			
5. Blake Rambusch-AU	JR	65	87	1.34	5. Enrique Bradfield Jr-VU	SO	62	69	1.11			
Dylan Crews-LS	SO	62	87	1.40	6. Trey Lipscomb-UT	SR	66	68	1.03			
7. Austin Bost-AM	JR	63	85	1.35	7. Jacob Gonzalez-UM	SO	65	67	1.03			
Spencer Jones-VU	JR	61	85	1.39	Dylan Rock-AM	SR	63	67	1.06			
Dominic Keegan-VU	SR	62	85	1.37	9. Tim Elko-UM	SR	65	63	.97			
10. Michael Turner-AR	SR	64	83	1.30	Jud Fabian-UF	JR	66	63	.95			
HOME RUNS					DOUBLES							
1. Wyatt Langford-UF	SO	66	26	.39	1. Drew Gilbert-UT	JR	58	21	.36			
2. Tim Elko-UM	SR	65	24	.37	Spencer Jones-VU	JR	61	21	.34			
Jud Fabian-UF	JR	66	24	.36	3. Jorel Ortega-UT	SO	66	20	.30			
4. Dylan Crews-LS	SO	62	22	.35	Cayden Wallace-AR	SO	67	20	.30			
Trey Lipscomb-UT	SR	66	22	.33	5. Kason Howell-AU	SR	65	19	.29			
Sonny DiChiara-AU	SR	61	22	.36	Trey Lipscomb-UT	SR	66	19	.29			
7. Dylan Rock-AM	SR	63	19	.30	Robert Moore-AR	JR	65	19	.29			
Luc Lipcius-UT	SR	65	19	.29	Connor Tate-UG	SR	59	19	.32			
5 tied with 18 home run(s)					Cade Doughty-LS	SO	59	19	.32			
					2 tied with 18 double(s)							
TRIPLES					RUNS BATTED IN							
1. Enrique Bradfield Jr-VU	SO	62	5	.08	1. Trey Lipscomb-UT	SR	66	84	1.27			
2. Tyler McManus-LS	SR	51	4	.08	2. Tim Elko-UM	SR	65	75	1.15			
Ben Anderson-UG	SR	57	4	.07	3. Dylan Crews-LS	SO	62	72	1.16			
Dylan Crews-LS	SO	62	4	.06	4. Drew Gilbert-UT	JR	58	70	1.21			
Jorel Ortega-UT	SO	66	4	.06	5. Dominic Keegan-VU	SR	62	67	1.08			
Bobby Peirce-AU	JR	48	4	.08	6. Dylan Rock-AM	SR	63	65	1.03			
Drew Gilbert-UT	JR	58	4	.07	7. Wyatt Langford-UF	SO	66	63	.95			
10 tied with 3 triple(s)					8. Jordan Beck-UT	JR	66	61	.92			
					Jorel Ortega-UT	SO	66	61	.92			
					2 tied with 60 RBI(s)							
STOLEN BASES					TOTAL BASES							
1. Enrique Bradfield Jr-VU	SO	62	46	.74	1. Wyatt Langford-UF	SO	66	184	2.79			
2. Seth Stephenson-UT	JR	59	25	.42	2. Trey Lipscomb-UT	SR	66	180	2.73			
3. Daniel Harris IV-UK	SR	56	16	.29	3. Dylan Crews-LS	SO	62	172	2.77			
John Thrasher-UK	SR	55	16	.29	4. Sonny DiChiara-AU	SR	61	160	2.62			
Chase Estep-UK	JR	59	16	.27	5. Jorel Ortega-UT	SO	66	158	2.39			
Blake Rambusch-AU	JR	65	16	.25	6. Tim Elko-UM	SR	65	154	2.37			
Dylan Rock-AM	SR	63	16	.25	7. Cayden Wallace-AR	SO	67	152	2.27			
8. Ryan Ritter-UK	JR	59	15	.25	8. Jordan Beck-UT	JR	66	150	2.27			
3 tied with 14 stolen base(s)					9. Spencer Jones-VU	JR	61	148	2.43			
					Dominic Keegan-VU	SR	62	148	2.39			
WALKS					ON BASE PERCENTAGE							
1. Sonny DiChiara-AU	SR	61	68	1.11	1. Sonny DiChiara-AU	SR	206	79	68	10	2	.549
2. Jud Fabian-UF	JR	66	62	.94	2. Dylan Rock-AM	SR	223	71	52	16	6	.468
3. Luc Lipcius-UT	SR	65	59	.91	3. Luc Lipcius-UT	SR	198	62	59	2	5	.466
4. Kole Kaler-AM	SR	64	53	.83	4. Jacob Berry-LS	SO	208	77	27	11	2	.464
5. Dylan Rock-AM	SR	63	52	.83	5. Dylan Crews-LS	SO	249	87	42	13	3	.463
6. Jacob Gonzalez-UM	SO	65	50	.77	6. Torin Montgomery-MO	JR	181	66	21	16	5	.462
7. Tim Elko-UM	SR	65	43	.66	7. Spencer Jones-VU	JR	230	85	32	8	2	.460
5 tied with 42 walk(s)					8. Dominic Keegan-VU	SR	229	85	39	2	5	.458
					9. Drew Gilbert-UT	JR	199	72	33	6	6	.455
					10. Austin Bost-AM	JR	236	85	34	11	7	.451
SLUGGING PERCENTAGE					SLUGGING PERCENTAGE							
1. Sonny DiChiara-AU	SR	206	79	15	0	22	.777					
2. Wyatt Langford-UF	SO	256	91	9	3	26	.719					
3. Trey Lipscomb-UT	SR	251	89	19	3	22	.717					
4. Dylan Crews-LS	SO	249	87	11	4	22	.691					
5. Drew Gilbert-UT	JR	199	72	21	4	11	.673					
6. Jorel Ortega-UT	SO	235	76	20	4	18	.672					
7. RJ Yeager-MS	SR	202	64	15	1	18	.668					
8. Luc Lipcius-UT	SR	198	62	11	1	19	.667					
9. Dominic Keegan-VU	SR	229	85	17	2	14	.646					
10. Spencer Jones-VU	JR	230	85	21	3	12	.643					



2022 SEC Baseball
SEC Statistics as of Jun 26, 2022
(All games)

WINS					INNINGS PITCHED							
1. Chase Dollander-UT	CI	G	Wins	W-L	1. Connor Noland-AR	CI	G	IP	IP/G			
2. Devin Futrell-VU	FR	14	10	10-0	2. Dylan DeLucia-UM	FR	21	116.0	5.80			
Brandon Sproat-UF	SO	17	9	9-3	3. Nathan Dettmer-AM	SO	19	95.1	4.54			
Jonathan Cannon-UG	JR	13	9	9-4	4. Brandon Sproat-UF	SO	17	92.0	4.84			
5. Drew Beam-UT	FR	16	8	8-1	5. Will Sanders-SC	SO	15	89.2	5.27			
Chase Burns-UT	FR	17	8	8-2	6. Chris McElvain-VU	JR	16	89.1	5.96			
Dylan DeLucia-UM	FR	21	8	8-2	7. Garrett McMillan-UA	JR	16	86.1	5.40			
Carter Holton-VU	FR	15	8	8-4	8. Micah Dallas-AM	JR	18	86.0	5.38			
Connor Noland-AR	SR	20	8	8-6	9. Trace Bright-AU	JR	18	81.2	4.54			
6 tied with 7 victory(s)					2 tied with 80.1 inning(s) pitched			80.2	4.48			
STRIKEOUTS					APPEARANCES							
1. Preston Johnson-MS	CI	G	SO	SO/G	1. Blake Purnell-UF	CI	App	GS	W	L	Sv	
2. Connor Noland-AR	SR	20	117	13.33	2. Evan Taylor-AR	SR	36	0	3	3	4	
3. Chase Dollander-UT	SO	16	113	8.77	3. Kole Ramage-AR	SR	33	0	5	0	2	
4. Dylan DeLucia-UM	FR	21	108	12.30	4. Blake Burkhalter-AU	JR	31	2	3	2	3	
5. Chase Burns-UT	FR	21	105	9.91	5. Kirby Connell-UT	JR	30	0	4	2	16	
6. Hunter Elliott-UM	FR	17	103	11.54	6. Riley Cooper-LS	JR	30	0	4	0	0	
7. Chris McElvain-VU	FR	20	102	11.48	7. Paul Gervase-LS	SO	30	1	4	3	1	
8. Carter Holton-VU	JR	16	100	10.42	8. Jacob Palisch-AM	SO	29	0	4	1	6	
9. Trace Bright-AU	FR	15	97	10.87	9. Eric Reyzelman-LS	SR	29	0	6	3	5	
10. Will Sanders-SC	JR	18	94	10.49	10. Eric Reyzelman-LS	SO	29	0	1	3	3	
	SO	15	91	9.17	11. Will Mabrey-UT	JR	29	0	2	0	0	
SAVES					GAMES STARTED							
1. Blake Burkhalter-AU	CI	G	Saves		1. Nathan Dettmer-AM	CI	App	GS	W	L	Sv	
2. Brandon Johnson-UM	JR	30	16		2. Connor Noland-AR	SO	19	19	6	3	0	
3. Jack Gowen-UG	SR	24	12		3. Trace Bright-AU	SR	20	19	8	6	0	
4. Brady Tygart-AR	SR	25	10		4. Ma'Khail Hilliard-LS	JR	18	17	5	4	0	
Dylan Ray-UA	FR	24	8		5. Micah Dallas-AM	SR	16	16	7	1	0	
Thomas Schultz-VU	FR	18	8		6. Ryan Prager-AM	JR	18	16	7	3	0	
7. Redmond Walsh-UT	JR	23	8		7. Brandon Sproat-UF	FR	18	16	1	4	0	
8. Ryan Slater-UF	SR	27	7		8. Garrett McMillan-UA	SO	17	16	9	4	0	
Paul Gervase-LS	FR	26	6		9. Chris McElvain-VU	JR	16	16	4	5	0	
Tyler Guilfoil-UK	SO	29	6		5 tied with 15 game(s) started	JR	16	16	6	5	0	
	JR	21	6									
SHUTOUTS					COMPLETE GAMES							
1. Dylan DeLucia-UM	CI	G	Shutouts		1. Dylan DeLucia-UM	CI	App	GS	CG	W	L	
Drew Beam-UT	FR	21	1		2. Carter Holton-VU	FR	21	12	2	8	2	
Carter Holton-VU	FR	16	1		3. Joseph Gonzalez-AU	FR	15	15	2	8	4	
	FR	15	1		4. Devin Futrell-VU	SO	15	14	1	7	4	
					5. Drew Beam-UT	FR	14	13	1	9	3	
						FR	16	15	1	8	1	
OPP. BATTING AVERAGE					Team Fielding							
1. Chase Dollander-UT	CI	G	AB	H	Avg	1. Mississippi State	po	a	e	pct	dp	sba-att
2. Drew Beam-UT	SO	16	286	50	.175	2. Arkansas	1469	452	34	.983	37	24-34
3. Carter Holton-VU	FR	16	269	50	.186	3. Florida	1773	629	43	.982	60	49-68
4. Hunter Elliott-UM	FR	15	292	56	.192	4. Auburn	1761	590	45	.981	48	41-52
5. Brandon Neely-UF	FR	20	283	57	.201	5. Alabama	1737	582	45	.981	51	30-48
6. Chris McElvain-VU	FR	21	258	53	.205	6. Tennessee	1534	505	40	.981	47	45-56
7. Chase Burns-UT	JR	16	323	68	.211	7. Georgia	1784	576	49	.980	34	87-105
8. Cade Smith-MS	FR	17	301	65	.216	8. Kentucky	1557	472	45	.978	39	44-61
9. Devin Futrell-VU	SO	14	276	61	.221	9. Vanderbilt	1539	474	48	.977	35	45-55
10. Sean Harney-UK	FR	14	236	53	.225	10. Missouri	1635	539	52	.977	41	51-69
	SR	16	243	55	.226	11. South Carolina	1315	423	42	.976	45	32-39
						12. Ole Miss	1437	486	52	.974	35	52-65
						13. Texas A&M	1693	464	61	.972	26	38-55
						14. LSU	1698	645	82	.966	36	34-53
							1638	438	82	.962	32	31-42



**2022 SEC Baseball
Statistical Ranking Comparison
as of Jun 26, 2022**

Hitting/Fielding	Avg	Slug	OB%	AB	R	H	RBI	2B	3B	HR	TB	BB	SO	SB
Alabama	8	13	13	8	13	9	13	10	11	12	13	14	2	11
Arkansas	12	5	8	9	6	12	6	6	7	6	6	5	3	10
Auburn	6	10	6	3	7	5	7	3	9	11	10	7	11	9
Florida	13	3	12	13	11	13	11	13	5	3	4	10	6	7
Georgia	5	9	7	1	5	4	5	12	3	7	8	6	14	14
Kentucky	11	12	11	10	12	10	12	2	4	14	12	12	9	2
LSU	3	2	2	5	2	3	2	5	6	2	2	3	7	13
Mississippi State	10	6	10	2	9	8	9	9	14	4	3	9	5	8
Missouri	7	11	5	7	8	6	8	11	12	10	11	11	10	5
Ole Miss	9	4	9	12	3	11	4	8	10	5	5	8	13	12
South Carolina	14	14	14	14	14	14	14	14	13	13	14	13	1	6
Tennessee	1	1	1	4	1	1	1	1	1	1	1	1	8	4
Texas A&M	2	7	3	6	4	2	3	4	8	8	7	2	12	3
Vanderbilt	4	8	4	11	10	7	10	7	2	9	9	4	4	1

Pitching	ERA	Bavg	H	R	BB	SO	CG	Sv	Sho	Fld%	DP	A	SB%	CSB
Alabama	8	7	8	7	3	10	5	7	11	5	4	7	11	9
Arkansas	3	3	3	2	10	7	5	1	6	2	1	2	5	1
Auburn	7	8	7	6	8	6	3	1	4	4	2	4	1	3
Florida	5	5	4	4	2	13	5	4	3	3	3	3	9	9
Georgia	13	10	10	12	14	9	5	6	4	7	7	10	6	6
Kentucky	10	9	9	10	11	4	5	9	11	8	10	9	12	12
LSU	6	6	6	8	5	8	5	9	6	14	13	13	7	9
Mississippi State	14	12	11	14	13	1	5	14	13	1	8	12	4	12
Missouri	12	14	14	13	9	14	5	7	13	10	5	14	13	14
Ole Miss	4	4	5	5	6	2	2	3	6	12	14	11	3	6
South Carolina	11	13	12	11	12	11	5	9	6	11	10	8	10	8
Tennessee	1	1	1	1	1	3	3	13	2	6	12	5	14	3
Texas A&M	9	11	13	9	4	12	5	4	10	13	9	1	2	1
Vanderbilt	2	2	2	3	7	5	1	9	1	9	6	6	8	3



2022 SEC Baseball
SEC Conference statistics (as of May 21, 2022)
(SEC games only Sorted by Batting avg)

Team	avg	g	ab	r	h	2b	3b	hr	rbi	tb	slg%	bb	hp	so	gdp	ob%	sf	sh	sb-att	po	a	e	fld%
Texas A&M	.290	30	1072	233	311	59	7	44	221	516	.481	172	32	274	16	.398	18	3	33-44	807	300	35	.969
Tennessee	.284	30	1039	229	295	56	7	68	215	569	.548	149	21	273	14	.382	8	7	27-38	818	253	21	.981
Georgia	.272	30	1051	182	286	39	6	38	170	451	.429	106	22	296	17	.348	12	8	10-10	786	238	21	.980
LSU	.271	30	1038	199	281	46	4	63	193	524	.505	129	42	268	19	.371	8	10	6-9	798	232	35	.967
Mississippi State	.270	30	1086	167	293	49	4	53	159	509	.469	106	26	276	15	.347	8	4	16-20	799	264	24	.978
Vanderbilt	.269	30	1024	178	275	51	7	39	172	457	.446	133	23	270	16	.360	16	13	36-38	789	247	19	.982
Auburn	.267	29	1004	162	268	46	2	36	151	426	.424	126	19	267	18	.357	8	11	24-28	771	280	29	.973
Missouri	.265	30	1037	166	275	38	3	38	157	433	.418	93	50	301	14	.352	8	6	17-20	776	256	20	.981
Ole Miss	.259	30	1056	190	274	52	3	56	178	500	.473	122	20	305	17	.344	10	3	11-21	804	231	22	.979
Alabama	.256	29	996	162	255	43	3	30	150	394	.396	115	24	268	20	.345	7	9	9-17	766	257	26	.975
Arkansas	.254	30	994	173	252	50	2	45	164	441	.444	135	30	251	24	.356	11	10	17-23	792	253	23	.978
Florida	.250	30	1006	176	251	38	3	52	170	451	.448	136	29	250	24	.351	14	5	31-40	801	250	24	.978
South Carolina	.245	30	976	154	239	42	1	39	142	400	.410	102	33	263	23	.334	10	11	17-25	778	267	25	.977
Kentucky	.241	30	1024	135	247	52	4	28	127	391	.382	89	29	275	10	.317	8	5	38-42	789	251	29	.973
Totals	.264	418	14403	2506	3802	661	56	629	2369	6462	.449	1713	400	3837	247	.355	146	105	292-375	1107	3579	353	.976

CI - LSU 1, Tennessee 1, Florida 1, Auburn 1, Kentucky 1, Miss. State 1, Arkansas 1, Vanderbilt 1.

(SEC games only Sorted by Earned run avg)

Team	era	w-l	g	cg	sho	sv	ip	h	r	er	bb	so	2b	3b	hr	b/avg	wp	hp	bk	sfa	sha
Tennessee	2.71	25-5	30	1	3/2	6	272.2	193	91	82	65	306	25	2	36	.196	12	11	2	7	6
Arkansas	4.43	18-12	30	0	1/1	12	264.0	242	146	130	127	295	39	1	31	.241	18	23	1	11	8
LSU	4.47	17-13	30	0	0/0	7	266.0	275	157	132	108	264	42	5	43	.262	27	20	2	10	12
Kentucky	4.72	12-18	30	0	0/0	8	263.0	259	173	138	141	292	41	9	29	.254	22	40	0	10	4
Florida	5.16	15-15	30	0	1/1	4	267.0	263	164	153	96	249	45	5	44	.255	17	44	2	10	7
Texas A&M	5.32	19-11	30	0	0/0	7	269.0	296	181	159	116	285	46	6	36	.273	39	23	0	8	9
Vanderbilt	5.48	14-16	30	1	5/4	5	263.0	239	174	160	141	285	48	4	47	.240	25	29	1	7	5
Alabama	5.50	12-17	29	0	1/1	5	255.1	284	177	156	102	262	45	3	54	.281	14	26	1	5	8
Ole Miss	5.68	14-16	30	1	0/0	6	268.0	293	180	169	120	288	54	5	49	.275	16	28	2	6	8
Auburn	5.85	16-13	29	1	1/1	11	257.0	288	188	167	113	261	63	0	44	.286	25	26	3	17	7
South Carolina	6.18	13-17	30	0	1/1	5	259.1	282	195	178	134	256	45	3	51	.278	32	33	3	14	5
Missouri	6.85	10-20	30	0	0/0	3	258.2	304	214	197	124	238	52	6	54	.292	21	31	2	20	7
Georgia	7.28	15-15	30	0	2/2	9	262.0	291	226	212	154	265	53	3	53	.280	34	36	1	7	8
Mississippi State	7.50	9-21	30	0	0/0	1	266.1	293	240	222	172	291	63	4	58	.278	20	30	1	14	11
Totals	5.50	209-209	418	4	15/13	89	3691.1	3802	2506	2255	1713	3837	661	56	629	.264	322	400	21	146	105

PB - LSU 9, Missouri 7, Arkansas 6, Texas A&M 5, Auburn 5, Georgia 5, Vanderbilt 4, S. Carolina 4, Ole Miss 4, Miss. State 3, Kentucky 2, Alabama 2, Tennessee 1, Florida 1. Pickoffs - Ole Miss 6, S. Carolina 5, Florida 5, Georgia 4, Texas A&M 3, Alabama 2, Tennessee 2, Kentucky 1, Arkansas 1, LSU 1.

(SEC games only Sorted by Fielding pct)

Team	c	po	a	e	fld%	dp	sba	csb	sba%	pb	ci
Vanderbilt	1055	789	247	19	.982	19	23	8	.742	4	1
Missouri	1052	776	256	20	.981	27	15	1	.938	7	0
Tennessee	1092	818	253	21	.981	14	38	2	.950	1	1
Georgia	1045	786	238	21	.980	20	22	9	.710	5	0
Ole Miss	1057	804	231	22	.979	14	25	7	.781	4	0
Arkansas	1068	792	253	23	.978	24	21	4	.840	6	1
Mississippi State	1087	799	264	24	.978	24	15	7	.682	3	1
Florida	1075	801	250	24	.978	22	12	2	.857	1	1
South Carolina	1070	778	267	25	.977	22	26	7	.788	4	0
Alabama	1049	766	257	26	.975	24	21	7	.750	2	0
Auburn	1080	771	280	29	.973	26	7	14	.333	5	1
Kentucky	1069	789	251	29	.973	17	27	4	.871	2	1
Texas A&M	1142	807	300	35	.969	16	21	7	.750	5	0
LSU	1065	798	232	35	.967	21	19	4	.826	9	1
Totals	15006	11074	3579	353	.976	290	292	83	.779	58	8



**2022 SEC Baseball
SEC Batting Leaders (as of May 21, 2022)
(SEC games only)**

Hitting minimums - 75% of Games 2.0 AB/Game 3.0 TPA/Game
Pitching minimums - 1 Games 1.0 IP/Game

Batting avg		Slugging pct		On base pct	
1. Texas A&M	.290	1. Tennessee	.548	1. Texas A&M	.398
2. Tennessee	.284	2. LSU	.505	2. Tennessee	.382
3. Georgia	.272	3. Texas A&M	.481	3. LSU	.371
4. LSU	.271	4. Ole Miss	.473	4. Vanderbilt	.360
5. Mississippi State	.270	5. Mississippi State	.469	5. Auburn	.357
6. Vanderbilt	.269	6. Florida	.448	6. Arkansas	.356
7. Auburn	.267	7. Vanderbilt	.446	7. Missouri	.352
8. Missouri	.265	8. Arkansas	.444	8. Florida	.351
9. Ole Miss	.259	9. Georgia	.429	9. Georgia	.348
10. Alabama	.256	10. Auburn	.424	10. Mississippi State	.347
11. Arkansas	.254	11. Missouri	.418	11. Alabama	.345
12. Florida	.250	12. South Carolina	.410	12. Ole Miss	.344
13. South Carolina	.245	13. Alabama	.396	13. South Carolina	.334
14. Kentucky	.241	14. Kentucky	.382	14. Kentucky	.317

Runs scored		Hits		Runs batted in	
1. Texas A&M	233	1. Texas A&M	311	1. Texas A&M	221
2. Tennessee	229	2. Tennessee	295	2. Tennessee	215
3. LSU	199	3. Mississippi State	293	3. LSU	193
4. Ole Miss	190	4. Georgia	286	4. Ole Miss	178
5. Georgia	182	5. LSU	281	5. Vanderbilt	172
6. Vanderbilt	178	6. Missouri	275	6. Florida	170
7. Florida	176	Vanderbilt	275	Georgia	170
8. Arkansas	173	8. Ole Miss	274	8. Arkansas	164
9. Mississippi State	167	9. Auburn	268	9. Mississippi State	159
10. Missouri	166	10. Alabama	255	10. Missouri	157
11. Auburn	162	11. Arkansas	252	11. Auburn	151
Alabama	162	12. Florida	251	12. Alabama	150
13. South Carolina	154	13. Kentucky	247	13. South Carolina	142
14. Kentucky	135	14. South Carolina	239	14. Kentucky	127

Doubles		Triples		Home runs	
1. Texas A&M	59	1. Texas A&M	7	1. Tennessee	68
2. Tennessee	56	Tennessee	7	2. LSU	63
3. Ole Miss	52	Vanderbilt	7	3. Ole Miss	56
Kentucky	52	4. Georgia	6	4. Mississippi State	53
5. Vanderbilt	51	5. Mississippi State	4	5. Florida	52
6. Arkansas	50	Kentucky	4	6. Arkansas	45
7. Mississippi State	49	LSU	4	7. Texas A&M	44
8. LSU	46	8. Florida	3	8. South Carolina	39
Auburn	46	Ole Miss	3	Vanderbilt	39
10. Alabama	43	Alabama	3	10. Georgia	38
11. South Carolina	42	Missouri	3	Missouri	38
12. Georgia	39	12. Auburn	2	12. Auburn	36
13. Florida	38	Arkansas	2	13. Alabama	30
Missouri	38	14. South Carolina	1	14. Kentucky	28

Total bases		Total plate appearances		At bats	
1. Tennessee	569	1. Texas A&M	1298	1. Mississippi State	1086
2. LSU	524	2. Mississippi State	1230	2. Texas A&M	1072
3. Texas A&M	516	3. LSU	1228	3. Ole Miss	1056
4. Mississippi State	509	4. Tennessee	1227	4. Georgia	1051
5. Ole Miss	500	5. Ole Miss	1211	5. Tennessee	1039
6. Vanderbilt	457	6. Vanderbilt	1210	6. LSU	1038
7. Florida	451	7. Georgia	1199	7. Missouri	1037
Georgia	451	8. Missouri	1194	8. Kentucky	1024
9. Arkansas	441	9. Florida	1190	Vanderbilt	1024
10. Missouri	433	10. Arkansas	1180	10. Florida	1006
11. Auburn	426	11. Auburn	1168	11. Auburn	1004
12. South Carolina	400	12. Kentucky	1156	12. Alabama	996
13. Alabama	394	13. Alabama	1151	13. Arkansas	994
14. Kentucky	391	14. South Carolina	1133	14. South Carolina	976

Walks		
1. Texas A&M		172
2. Tennessee		149
3. Florida		136
4. Arkansas		135
5. Vanderbilt		133
6. LSU		129
7. Auburn		126
8. Ole Miss		122
9. Alabama		115
10. Georgia		106
Mississippi State		106
12. South Carolina		102
13. Missouri		93
14. Kentucky		89

Hit by pitch		
1. Missouri		50
2. LSU		42
3. South Carolina		33
4. Texas A&M		32
5. Arkansas		30
6. Florida		29
Kentucky		29
8. Mississippi State		26
9. Alabama		24
10. Vanderbilt		23
11. Georgia		22
12. Tennessee		21
13. Ole Miss		20
14. Auburn		19

Strikeouts		
1. Ole Miss		305
2. Missouri		301
3. Georgia		296
4. Mississippi State		276
5. Kentucky		275
6. Texas A&M		274
7. Tennessee		273
8. Vanderbilt		270
9. LSU		268
Alabama		268
11. Auburn		267
12. South Carolina		263
13. Arkansas		251
14. Florida		250

Sac bunts		
1. Vanderbilt		13
2. Auburn		11
South Carolina		11
4. Arkansas		10
LSU		10
6. Alabama		9
7. Georgia		8
8. Tennessee		7
9. Missouri		6
10. Kentucky		5
Florida		5
12. Mississippi State		4
13. Texas A&M		3
Ole Miss		3

Sac flies		
1. Texas A&M		18
2. Vanderbilt		16
3. Florida		14
4. Georgia		12
5. Arkansas		11
6. South Carolina		10
Ole Miss		10
8. Tennessee		8
Missouri		8
Kentucky		8
LSU		8
Mississippi State		8
Auburn		8
14. Alabama		7

Stolen bases		
1. Kentucky		38
2. Vanderbilt		36
3. Texas A&M		33
4. Florida		31
5. Tennessee		27
6. Auburn		24
7. Missouri		17
Arkansas		17
South Carolina		17
10. Mississippi State		16
11. Ole Miss		11
12. Georgia		10
13. Alabama		9
14. LSU		6

Caught stealing		
1. Texas A&M		11
Tennessee		11
3. Ole Miss		10
4. Florida		9
5. South Carolina		8
Alabama		8
7. Arkansas		6
8. Mississippi State		4
Auburn		4
Kentucky		4
11. Missouri		3
LSU		3
13. Vanderbilt		2

Steal attempts		
1. Texas A&M		44
2. Kentucky		42
3. Florida		40
4. Tennessee		38
Vanderbilt		38
6. Auburn		28
7. South Carolina		25
8. Arkansas		23
9. Ole Miss		21
10. Missouri		20
Mississippi State		20
12. Alabama		17
13. Georgia		10
14. LSU		9

Grounded into DP		
1. Arkansas		24
Florida		24
3. South Carolina		23
4. Alabama		20
5. LSU		19
6. Auburn		18
7. Ole Miss		17
Georgia		17
9. Vanderbilt		16
Texas A&M		16
11. Mississippi State		15
12. Missouri		14
Tennessee		14
14. Kentucky		10



**2022 SEC Baseball
SEC Pitching Leaders (as of May 21, 2022)
(SEC games only)**

Hitting minimums - 75% of Games 2.0 AB/Game 3.0 TPA/Game
Pitching minimums - 1 Games 1.0 IP/Game

Earned run avg		Opposing bat avg		Innings pitched	
1. Tennessee	2.71	1. Tennessee	.196	1. Tennessee	272.2
2. Arkansas	4.43	2. Vanderbilt	.240	2. Texas A&M	269.0
3. LSU	4.47	3. Arkansas	.241	3. Ole Miss	268.0
4. Kentucky	4.72	4. Kentucky	.254	4. Florida	267.0
5. Florida	5.16	5. Florida	.255	5. Mississippi State	266.1
6. Texas A&M	5.32	6. LSU	.262	6. LSU	266.0
7. Vanderbilt	5.48	7. Texas A&M	.273	7. Arkansas	264.0
8. Alabama	5.50	8. Ole Miss	.275	8. Vanderbilt	263.0
9. Ole Miss	5.68	9. Mississippi State	.278	Kentucky	263.0
10. Auburn	5.85	10. South Carolina	.278	10. Georgia	262.0
11. South Carolina	6.18	11. Georgia	.280	11. South Carolina	259.1
12. Missouri	6.85	12. Alabama	.281	12. Missouri	258.2
13. Georgia	7.28	13. Auburn	.286	13. Auburn	257.0
14. Mississippi State	7.50	14. Missouri	.292	14. Alabama	255.1

Batters struck out		Batters SO out looking		Wins	
1. Tennessee	306	1. Kentucky	95	1. Tennessee	25
2. Arkansas	295	2. Arkansas	90	2. Texas A&M	19
3. Kentucky	292	3. Ole Miss	89	3. Arkansas	18
4. Mississippi State	291	4. Tennessee	84	4. LSU	17
5. Ole Miss	288	5. LSU	83	5. Auburn	16
6. Texas A&M	285	6. Auburn	81	6. Georgia	15
Vanderbilt	285	7. Mississippi State	80	Florida	15
8. Georgia	265	8. Vanderbilt	77	8. Ole Miss	14
9. LSU	264	Georgia	77	Vanderbilt	14
10. Alabama	262	10. South Carolina	70	10. South Carolina	13
11. Auburn	261	11. Florida	68	11. Alabama	12
12. South Carolina	256	Missouri	68	Kentucky	12
13. Florida	249	13. Texas A&M	66	13. Missouri	10
14. Missouri	238	14. Alabama	58	14. Mississippi State	9

Losses		Saves		Runners picked off	
1. Mississippi State	21	1. Arkansas	12	1. Ole Miss	6
2. Missouri	20	2. Auburn	11	2. South Carolina	5
3. Kentucky	18	3. Georgia	9	Florida	5
4. Alabama	17	4. Kentucky	8	4. Georgia	4
South Carolina	17	5. Texas A&M	7	5. Texas A&M	3
6. Vanderbilt	16	LSU	7	6. Alabama	2
Ole Miss	16	7. Ole Miss	6	Tennessee	2
8. Florida	15	Tennessee	6	8. LSU	1
Georgia	15	9. Vanderbilt	5	Kentucky	1
10. Auburn	13	Alabama	5	Arkansas	1
LSU	13	South Carolina	5		
12. Arkansas	12	12. Florida	4		
13. Texas A&M	11	13. Missouri	3		
14. Tennessee	5	14. Mississippi State	1		

Sac bunts allowed		Sac flies allowed		Hits allowed	
1. LSU	12	1. Missouri	20	1. Tennessee	193
2. Mississippi State	11	2. Auburn	17	2. Vanderbilt	239
3. Texas A&M	9	3. South Carolina	14	3. Arkansas	242
4. Ole Miss	8	Mississippi State	14	4. Kentucky	259
Alabama	8	5. Arkansas	11	5. Florida	263
Georgia	8	6. Florida	10	6. LSU	275
Arkansas	8	Kentucky	10	7. South Carolina	282
8. Auburn	7	LSU	10	8. Alabama	284
Missouri	7	9. Texas A&M	8	9. Auburn	288
Florida	7	10. Vanderbilt	7	10. Georgia	291
11. Tennessee	6	Tennessee	7	11. Mississippi State	293
12. South Carolina	5	Georgia	7	Ole Miss	293
Vanderbilt	5	13. Ole Miss	6	13. Texas A&M	296
14. Kentucky	4	14. Alabama	5	14. Missouri	304

Runs allowed	
1. Tennessee	91
2. Arkansas	146
3. LSU	157
4. Florida	164
5. Kentucky	173
6. Vanderbilt	174
7. Alabama	177
8. Ole Miss	180
9. Texas A&M	181
10. Auburn	188
11. South Carolina	195
12. Missouri	214
13. Georgia	226
14. Mississippi State	240

Earned runs allowed	
1. Tennessee	82
2. Arkansas	130
3. LSU	132
4. Kentucky	138
5. Florida	153
6. Alabama	156
7. Texas A&M	159
8. Vanderbilt	160
9. Auburn	167
10. Ole Miss	169
11. South Carolina	178
12. Missouri	197
13. Georgia	212
14. Mississippi State	222

Walks allowed	
1. Tennessee	65
2. Florida	96
3. Alabama	102
4. LSU	108
5. Auburn	113
6. Texas A&M	116
7. Ole Miss	120
8. Missouri	124
9. Arkansas	127
10. South Carolina	134
11. Kentucky	141
Vanderbilt	141
13. Georgia	154
14. Mississippi State	172

Doubles allowed	
1. Tennessee	25
2. Arkansas	39
3. Kentucky	41
4. LSU	42
5. Alabama	45
Florida	45
South Carolina	45
8. Texas A&M	46
9. Vanderbilt	48
10. Missouri	52
11. Georgia	53
12. Ole Miss	54
13. Auburn	63
Mississippi State	63

Triples allowed	
1. Auburn	0
2. Arkansas	1
3. Tennessee	2
4. Alabama	3
South Carolina	3
Georgia	3
7. Vanderbilt	4
Mississippi State	4
9. Florida	5
Ole Miss	5
LSU	5
12. Texas A&M	6
Missouri	6
14. Kentucky	9

Home runs allowed	
1. Kentucky	29
2. Arkansas	31
3. Texas A&M	36
Tennessee	36
5. LSU	43
6. Florida	44
Auburn	44
8. Vanderbilt	47
9. Ole Miss	49
10. South Carolina	51
11. Georgia	53
12. Alabama	54
Missouri	54
14. Mississippi State	58

Wild pitches	
1. Texas A&M	39
2. Georgia	34
3. South Carolina	32
4. LSU	27
5. Vanderbilt	25
Auburn	25
7. Kentucky	22
8. Missouri	21
9. Mississippi State	20
10. Arkansas	18
11. Florida	17
12. Ole Miss	16
13. Alabama	14
14. Tennessee	12

Balks	
1. South Carolina	3
Auburn	3
3. LSU	2
Florida	2
Missouri	2
Ole Miss	2
Tennessee	2
8. Mississippi State	1
Alabama	1
Arkansas	1
Vanderbilt	1
Georgia	1

Hit batters	
1. Florida	44
2. Kentucky	40
3. Georgia	36
4. South Carolina	33
5. Missouri	31
6. Mississippi State	30
7. Vanderbilt	29
8. Ole Miss	28
9. Alabama	26
Auburn	26
11. Texas A&M	23
Arkansas	23
13. LSU	20
14. Tennessee	11

Intentional BB allowed	
1. Kentucky	12
2. LSU	9
3. Mississippi State	8
4. Georgia	7
5. Vanderbilt	6
6. Ole Miss	5
7. Auburn	4
Tennessee	4
Florida	4
10. South Carolina	3
Texas A&M	3
Arkansas	3
13. Missouri	2
14. Alabama	1



**2022 SEC Baseball
SEC Fielding Leaders (as of May 21, 2022)
(SEC games only)**

Hitting minimums - 75% of Games
Pitching minimums - 1 Games 1.0 IP/Game

Fielding pct		Chances		Putouts	
1. Vanderbilt	.982	1. Texas A&M	1142	1. Tennessee	818
2. Missouri	.981	2. Tennessee	1092	2. Texas A&M	807
3. Tennessee	.981	3. Mississippi State	1087	3. Ole Miss	804
4. Georgia	.980	4. Auburn	1080	4. Florida	801
5. Ole Miss	.979	5. Florida	1075	5. Mississippi State	799
6. Arkansas	.978	6. South Carolina	1070	6. LSU	798
7. Mississippi State	.978	7. Kentucky	1069	7. Arkansas	792
8. Florida	.978	8. Arkansas	1068	8. Kentucky	789
9. South Carolina	.977	9. LSU	1065	Vanderbilt	789
10. Alabama	.975	10. Ole Miss	1057	10. Georgia	786
11. Auburn	.973	11. Vanderbilt	1055	11. South Carolina	778
12. Kentucky	.973	12. Missouri	1052	12. Missouri	776
13. Texas A&M	.969	13. Alabama	1049	13. Auburn	771
14. LSU	.967	14. Georgia	1045	14. Alabama	766
Assists		Errors		Fielding double plays	
1. Texas A&M	300	1. LSU	35	1. Missouri	27
2. Auburn	280	Texas A&M	35	2. Auburn	26
3. South Carolina	267	3. Auburn	29	3. Alabama	24
4. Mississippi State	264	Kentucky	29	Arkansas	24
5. Alabama	257	5. Alabama	26	Mississippi State	24
6. Missouri	256	6. South Carolina	25	6. South Carolina	22
7. Arkansas	253	7. Florida	24	Florida	22
Tennessee	253	Mississippi State	24	8. LSU	21
9. Kentucky	251	9. Arkansas	23	9. Georgia	20
10. Florida	250	10. Ole Miss	22	10. Vanderbilt	19
11. Vanderbilt	247	11. Tennessee	21	11. Kentucky	17
12. Georgia	238	Georgia	21	12. Texas A&M	16
13. LSU	232	13. Missouri	20	13. Ole Miss	14
14. Ole Miss	231	14. Vanderbilt	19	Tennessee	14
Stolen bases against		Caught stealing by		Steal attempts against	
1. Tennessee	38	1. Auburn	14	1. Tennessee	40
2. Kentucky	27	2. Georgia	9	2. South Carolina	33
3. South Carolina	26	3. Vanderbilt	8	3. Ole Miss	32
4. Ole Miss	25	4. Ole Miss	7	4. Vanderbilt	31
5. Vanderbilt	23	Texas A&M	7	Georgia	31
6. Georgia	22	South Carolina	7	Kentucky	31
7. Alabama	21	Alabama	7	7. Texas A&M	28
Arkansas	21	Mississippi State	7	Alabama	28
Texas A&M	21	9. LSU	4	9. Arkansas	25
10. LSU	19	Kentucky	4	10. LSU	23
11. Missouri	15	Arkansas	4	11. Mississippi State	22
Mississippi State	15	12. Florida	2	12. Auburn	21
13. Florida	12	Tennessee	2	13. Missouri	16
14. Auburn	7	14. Missouri	1	14. Florida	14
Passed balls		Catchers interference			
1. LSU	9	1. LSU	1		
2. Missouri	7	Florida	1		
3. Arkansas	6	Arkansas	1		
4. Texas A&M	5	Kentucky	1		
Georgia	5	Mississippi State	1		
Auburn	5	Auburn	1		
7. South Carolina	4	Vanderbilt	1		
Ole Miss	4	Tennessee	1		
Vanderbilt	4				
10. Mississippi State	3				
11. Alabama	2				
Kentucky	2				
13. Florida	1				
Tennessee	1				



**2022 SEC Baseball
SEC Batting Leaders (as of May 21, 2022)
(SEC games only)**

Hitting minimums - 75% of Games 2.0 AB/Game 3.0 TPA/Game
Pitching minimums - 1 Games 1.0 IP/Game

Batting avg		Slugging pct		On base pct	
1. Jacob Berry-LS	.400	1. Dylan Crews-LS	.800	1. Sonny DiChiara-AU	.544
2. Austin Bost-AM	.385	2. Dylan Rock-AM	.773	2. Dylan Rock-AM	.503
3. Torin Montgomery-MO	.374	3. Josiah Sightler-SC	.763	3. Jacob Berry-LS	.496
4. Connor Tate-UG	.372	4. RJ Yeager-MS	.729	4. Ryan Targac-AM	.474
5. Dylan Crews-LS	.358	5. Sonny DiChiara-AU	.728	5. Austin Bost-AM	.472
6. Spencer Jones-VU	.354	6. Ryan Targac-AM	.710	6. Dylan Crews-LS	.470
7. Brandt Belk-SC	.350	7. Tyler McManus-LS	.697	7. Torin Montgomery-MO	.467
8. Blake Rambusch-AU	.347	8. Luc Lipcius-UT	.696	8. Connor Tate-UG	.463
9. Ryan Targac-AM	.346	9. Trey Lipscomb-UT	.689	9. Spencer Jones-VU	.459
10. Dylan Rock-AM	.345	10. Luke Mann-MO	.688	10. Sterlin Thompson-UF	.446
11. Drew Gilbert-UT	.342	11. Wyatt Langford-UF	.683	11. Josiah Sightler-SC	.443
12. Josiah Sightler-SC	.340	12. Connor Tate-UG	.673	12. Luc Lipcius-UT	.438
13. Sonny DiChiara-AU	.337	13. Tim Elko-UM	.664	13. Zack Gregory-AR	.435
14. Andrew Pinckney-UA	.336	14. BT Riopelle-UF	.637	14. Braydon Webb-AR	.433
15. Wyatt Langford-UF	.333	15. Evan Russell-UT	.636	15. Drew Gilbert-UT	.433
Runs scored		Hits		Runs batted in	
1. Dylan Rock-AM	42	1. Austin Bost-AM	45	1. Ryan Targac-AM	41
2. Dylan Crews-LS	34	2. Jack Moss-AM	43	2. Dylan Crews-LS	38
Wyatt Langford-UF	34	RJ Yeager-MS	43	3. Dylan Rock-AM	34
4. Trey Lipscomb-UT	33	Dylan Crews-LS	43	BT Riopelle-UF	34
5. Enrique Bradfield Jr-VU	31	Torin Montgomery-MO	43	Jorel Ortega-UT	34
Austin Bost-AM	31	6. Enrique Bradfield Jr-VU	42	6. Tim Elko-UM	33
7. Jordan Beck-UT	30	Blake Rambusch-AU	42	Trey Lipscomb-UT	33
8. Drew Gilbert-UT	29	Connor Tate-UG	42	RJ Yeager-MS	33
Spencer Jones-VU	29	9. Cayden Wallace-AR	40	9. Troy Claunch-AM	31
10. Luc Lipcius-UT	28	Josh Day-MO	40	10. Luke Mann-MO	28
Tim Elko-UM	28	Wyatt Langford-UF	40	Drew Gilbert-UT	28
Brett Minnich-AM	28	Spencer Jones-VU	40	12. Connor Tate-UG	27
Braydon Webb-AR	28	13. Trey Lipscomb-UT	39	Andrew Eyster-SC	27
Jacob Gonzalez-UM	28	14. 6 tied at.....	38	Dominic Keegan-VU	27
15. Andrew Pinckney-UA	27			Torin Montgomery-MO	27
Doubles		Triples		Home runs	
1. Cayden Wallace-AR	12	1. Enrique Bradfield Jr-VU	4	1. Dylan Crews-LS	16
2. RJ Yeager-MS	10	2. Drew Gilbert-UT	3	2. Luke Mann-MO	15
Jack Moss-AM	10	3. Kole Kaler-AM	2	3. RJ Yeager-MS	14
Andrew Pinckney-UA	10	Ryan Targac-AM	2	4. Dylan Rock-AM	13
Connor Tate-UG	10	Chaney Rogers-UG	2	5. Wyatt Langford-UF	12
6. Drew Gilbert-UT	9	Bobby Peirce-AU	2	Trey Lipscomb-UT	12
Michael Turner-AR	9	Ben Anderson-UG	2	Tim Elko-UM	12
Kemp Alderman-UM	9	John Thrasher-UK	2	Jacob Gonzalez-UM	12
Dominic Keegan-VU	9	Tyler McManus-LS	2	Luc Lipcius-UT	12
Blake Rambusch-AU	9	10. 35 tied at.....	1	10. Josiah Sightler-SC	11
11. 6 tied at.....	8			Sonny DiChiara-AU	11
Total bases		Walks		Hit by pitch	
1. RJ Yeager-MS	97	1. Sonny DiChiara-AU	41	1. Zack Gregory-AR	10
2. Dylan Crews-LS	96	2. Jud Fabian-UF	33	Torin Montgomery-MO	10
3. Dylan Rock-AM	85	3. Dylan Rock-AM	31	3. Justin Bench-UM	9
4. Trey Lipscomb-UT	82	4. Brett Minnich-AM	27	4. Josh Day-MO	8
Wyatt Langford-UF	82	5. Jacob Gonzalez-UM	25	Luke Mann-MO	8
6. Luke Mann-MO	77	Luc Lipcius-UT	25	6. Luke Hancock-MS	7
Tim Elko-UM	77	7. Dylan Crews-LS	23	Colin Burgess-SC	7
8. Connor Tate-UG	76	8. Braydon Webb-AR	21	Ryan Targac-AM	7
Ryan Targac-AM	76	9. Robert Moore-AR	20	Dylan Rock-AM	7
Jorel Ortega-UT	76	Austin Bost-AM	20	10. 10 tied at.....	6
11. Josiah Sightler-SC	74	Kole Kaler-AM	20		
12. Enrique Bradfield Jr-VU	73	12. 5 tied at.....	19		
13. BT Riopelle-UF	72				
14. Luc Lipcius-UT	71				
15. 3 tied at.....	70				

Sac bunts

1. Zack Gregory-AR	6
2. Jim Jarvis-UA	4
3. Evan Stone-SC	3
Javier Vaz-VU	3
Josh McAllister-UG	3
Tanner Leggett-MS	3
Alonzo Rubalcaba-UK	3
Carter Young-VU	3
Mason Land-AU	3
Deric Fabian-UF	3
11. 16 tied at.....	2

Sac flies

1. Brady Slavens-AR	5
2. Ben Anderson-UG	4
3. Drew Gilbert-UT	3
Dominic Keegan-VU	3
Austin Bost-AM	3
Jordan Thompson-AM	3
Jalen Battles-AR	3
Dylan Rock-AM	3
TJ McCants-UM	3
BT Riopelle-UF	3
Davis Diaz-VU	3
Daniel Harris IV-UK	3
Cole Foster-AU	3
Brandt Belk-SC	3
15. 18 tied at.....	2

Stolen bases

1. Enrique Bradfield Jr-VU	22
2. Blake Rambusch-AU	10
3. Seth Stephenson-UT	9
4. Jud Fabian-UF	8
Chase Estep-UK	8
6. Kason Howell-AU	7
John Thrasher-UK	7
Ryan Targac-AM	7
Sterlin Thompson-UF	7
10. Ryan Ritter-UK	6
Daniel Harris IV-UK	6
TJ McCants-UM	6
13. 6 tied at.....	5

Total plate appearances

1. Jack Moss-AM	152
2. Dylan Rock-AM	151
3. Dylan Crews-LS	149
4. Kole Kaler-AM	148
5. Enrique Bradfield Jr-VU	147
6. Luke Hancock-MS	145
Jud Fabian-UF	145
Brett Minnich-AM	145
Ben Anderson-UG	145
10. Jacob Gonzalez-UM	144
Tre' Morgan-LS	144
Justin Bench-UM	144
13. Cade Doughty-LS	143
14. 4 tied at.....	142

At bats

1. Jack Moss-AM	134
2. RJ Yeager-MS	133
3. Tre' Morgan-LS	129
Cayden Wallace-AR	129
5. Enrique Bradfield Jr-VU	128
6. Ben Anderson-UG	126
7. Michael Turner-AR	125
Kole Kaler-AM	125
Troy Claunch-AM	125
Jorel Ortega-UT	125
Cade Doughty-LS	125
12. Hunter Jump-UK	124
13. 5 tied at.....	123

Steal attempts

1. Enrique Bradfield Jr-VU	22
2. Blake Rambusch-AU	11
Seth Stephenson-UT	11
4. Sterlin Thompson-UF	9
TJ McCants-UM	9
Ryan Targac-AM	9
7. Jud Fabian-UF	8
John Thrasher-UK	8
Kason Howell-AU	8
Chase Estep-UK	8
11. Brett Minnich-AM	7
Daniel Harris IV-UK	7
13. 6 tied at.....	6

Strikeouts

1. Jacob Plastiak-UK	45
2. TJ McCants-UM	44
3. Tim Elko-UM	43
Ryan Targac-AM	43
5. Brett Minnich-AM	41
Luke Mann-MO	41
7. BT Riopelle-UF	40
Zane Denton-UA	40
Nate LaRue-AU	40
10. Jordan Beck-UT	39
Carter Young-VU	39
12. Hayden Dunhurst-UM	38
Corey Collins-UG	38
14. 3 tied at.....	37

Caught stealing

1. TJ McCants-UM	3
Colby Halter-UF	3
3. 15 tied at.....	2

Grounded into DP

1. Zane Denton-UA	6
2. Braydon Webb-AR	5
Brady Slavens-AR	5
Kendrick Calilao-UF	5
Michael Turner-AR	5
6. 11 tied at.....	4



2022 SEC Baseball
SEC Pitching Leaders (as of May 21, 2022)
(SEC games only)

Hitting minimums - 75% of Games 2.0 AB/Game 3.0 TPA/Game
 Pitching minimums - 1 Games 1.0 IP/Game

Earned run avg		Opposing bat avg		Innings pitched	
1. Tyler Guiffoil-UK	1.27	1. Tyler Guiffoil-UK	.127	1. Noah Hall-SC	62.1
2. Chase Dollander-UT	1.67	2. Chase Dollander-UT	.141	2. Connor Noland-AR	58.2
3. Jacob Palisch-AM	2.35	3. Chris McElvain-VU	.180	3. Garrett McMillan-UA	57.1
4. Cade Austin-SC	2.84	4. Brandon Neely-UF	.190	Will Sanders-SC	57.1
5. Drew Beam-UT	3.10	5. Drew Beam-UT	.201	5. Preston Johnson-MS	56.2
6. Noah Hall-SC	3.18	6. Joseph Menefee-AM	.219	6. Chris McElvain-VU	55.2
7. Sean Harney-UK	3.20	7. Jacob Palisch-AM	.220	7. Spencer Miles-MO	55.1
Joseph Gonzalez-AU	3.20	8. Noah Hall-SC	.224	8. Nathan Dettmer-AM	55.0
9. Chase Burns-UT	3.40	9. Hunter Elliott-UM	.224	9. Dylan DeLucia-UM	54.1
10. Hunter Elliott-UM	3.43	10. Carter Holton-VU	.231	10. Brandon Sproat-UF	53.0
11. Nathan Dettmer-AM	3.60	11. Chase Burns-UT	.234	11. Drew Beam-UT	52.1
12. Brandon Neely-UF	3.64	12. Jonathan Cannon-UG	.235	12. Ma'Khail Hilliard-LS	51.1
13. Carter Holton-VU	3.77	13. Cade Smith-MS	.236	13. Cade Smith-MS	50.1
14. Carter Rustad-MO	3.82	14. Nathan Dettmer-AM	.238	14. Jacob McNairy-UA	50.0
15. Connor Noland-AR	3.84	15. Hagen Smith-AR	.244	15. Jonathan Cannon-UG	48.1
Batters struck out		Batters SO out looking		Wins	
1. Preston Johnson-MS	84	1. Tyler Guiffoil-UK	21	1. Chase Dollander-UT	6
2. Chase Burns-UT	63	2. Preston Johnson-MS	20	Jonathan Cannon-UG	6
3. Noah Hall-SC	60	Hunter Elliott-UM	20	3. Drew Beam-UT	5
4. Garrett McMillan-UA	59	4. Jaxon Wiggins-AR	19	Ma'Khail Hilliard-LS	5
Connor Noland-AR	59	Trace Bright-AU	19	Dylan DeLucia-UM	5
6. Chris McElvain-VU	57	Dylan DeLucia-UM	19	Joseph Menefee-AM	5
7. Tyler Guiffoil-UK	55	7. Jaden Woods-UG	18	Brandon Sproat-UF	5
8. Jaxon Wiggins-AR	54	Ma'Khail Hilliard-LS	18	8. Nathan Dettmer-AM	4
9. Will Sanders-SC	53	9. Connor Noland-AR	17	Chase Burns-UT	4
Hunter Elliott-UM	53	10. Drew Beam-UT	15	Riley Cooper-LS	4
11. Chase Dollander-UT	52	Brandon Neely-UF	15	Joseph Gonzalez-AU	4
Joseph Menefee-AM	52	12. 6 tied at.....	14	Will Sanders-SC	4
13. Dylan DeLucia-UM	51			Jaxon Wiggins-AR	4
Brandon Neely-UF	51			Carter Holton-VU	4
Carter Holton-VU	51			15. 13 tied at.....	3
Saves		Appearances		Games started	
1. Blake Burkhalter-AU	10	1. Blake Purnell-UF	19	1. Will Sanders-SC	10
2. Jack Gowen-UG	7	Riley Cooper-LS	19	Nathan Dettmer-AM	10
Brady Tygart-AR	7	3. Evan Taylor-AR	17	Spencer Miles-MO	10
4. Paul Gervase-LS	5	4. Paul Gervase-LS	16	Cade Smith-MS	10
Redmond Walsh-UT	5	5. Brady Tygart-AR	15	Jaxon Wiggins-AR	10
6. Thomas Schultz-VU	4	Cade Austin-SC	15	Connor Noland-AR	10
Tyler Guiffoil-UK	4	Carson Skipper-AU	15	Preston Johnson-MS	10
Dylan Ray-UA	4	Eric Reyzelman-LS	15	Garrett McMillan-UA	10
Brandon Johnson-UM	4	9. Redmond Walsh-UT	14	Brandon Sproat-UF	10
10. Will Johnston-AM	3	Blake Burkhalter-AU	14	Chris McElvain-VU	10
Jacob Palisch-AM	3	Jacob Palisch-AM	14	Ma'Khail Hilliard-LS	10
12. 8 tied at.....	2	Jackson Fristoe-MS	14	Noah Hall-SC	10
		Jaden Woods-UG	14	Trace Bright-AU	10
		14. 7 tied at.....	13	14. 8 tied at.....	9
Games finished		Games in relief		Sac bunts allowed	
1. Redmond Walsh-UT	12	1. Blake Purnell-UF	19	1. Brooks Auger-MS	3
Blake Burkhalter-AU	12	Riley Cooper-LS	19	Redmond Walsh-UT	3
3. Brady Tygart-AR	11	3. Evan Taylor-AR	17	Preston Johnson-MS	3
4. Jack Gowen-UG	10	4. Paul Gervase-LS	16	Brady Tygart-AR	3
Cade Austin-SC	10	5. Cade Austin-SC	15	Jonathan Cannon-UG	3
Brandon Johnson-UM	10	Eric Reyzelman-LS	15	Jacob McNairy-UA	3
7. Dylan Ray-UA	9	Carson Skipper-AU	15	7. 16 tied at.....	2
Paul Gervase-LS	9	Brady Tygart-AR	15		
9. Blake Purnell-UF	8	9. Redmond Walsh-UT	14		
Will Johnston-AM	8	Blake Burkhalter-AU	14		
Thomas Schultz-VU	8	Jackson Fristoe-MS	14		
12. Anthony Ursitti-UF	7	Jacob Palisch-AM	14		
Kirby Connell-UT	7	Jaden Woods-UG	14		
Tyler Guiffoil-UK	7	14. 5 tied at.....	13		
Jackson Fristoe-MS	7				

Sac flies allowed		
1. John Gilreath-SC	6	
Spencer Miles-MO	6	
3. Hagen Smith-AR	5	
4. Wyatt Tucker-AM	4	
Hayden Mullins-AU	4	
6. Daniel Harper-UK	3	
Trae Robertson-MO	3	
Anthony Ursitti-UF	3	
Will Sanders-SC	3	
Matthew Becker-SC	3	
Preston Johnson-MS	3	
12. 19 tied at.....	2	

Losses		
1. Garrett McMillan-UA	5	
Spencer Miles-MO	5	
Brandon Smith-MS	5	
4. Cade Smith-MS	4	
Trace Bright-AU	4	
Chris McElvain-VU	4	
Blake Money-LS	4	
Nolan Crisp-UG	4	
Preston Johnson-MS	4	
Sean Harney-UK	4	
Austin Marozas-MO	4	
Derek Diamond-UM	4	
Matthew Becker-SC	4	
14. 18 tied at.....	3	

Runners picked off		
1. BT Riopelle-UF	4	
2. Will Sanders-SC	2	
Hayden Dunhurst-UM	2	
Hunter Elliott-UM	2	
Joseph Menefee-AM	2	
Grayson Hitt-UA	2	
7. 16 tied at.....	1	

Wild pitches		
1. Matthew Becker-SC	8	
Ma'Khail Hilliard-LS	8	
Micah Dallas-AM	8	
4. Joseph Menefee-AM	7	
Noah Hall-SC	7	
Liam Sullivan-UG	6	
Chris McElvain-VU	6	
8. Nathan Dettmer-AM	5	
Kole Ramage-AR	5	
Brandon Neely-UF	5	
Jaxon Wiggins-AR	5	
Tyler Bosma-UK	5	
Luke Wagner-UG	5	
14. 14 tied at.....	4	

Balks		
1. Chase Burns-UT	2	
2. 19 tied at.....	1	

Hit batters		
1. Sean Harney-UK	12	
2. Noah Hall-SC	10	
3. Hunter Elliott-UM	9	
4. Ryan Slater-UF	8	
5. Hayden Mullins-AU	7	
Austin Marozas-MO	7	
Jacob McNairy-UA	7	
Brandon Sproat-UF	7	
Spencer Miles-MO	7	
10. 7 tied at.....	6	

Intentional BB allowed		
1. Redmond Walsh-UT	3	
Jacob Palisch-AM	3	
3. 14 tied at.....	2	

Hits allowed		
1. Tyler Guilfoil-UK	15	
2. Chase Dollander-UT	21	
3. Joseph Menefee-AM	25	
4. Jacob Palisch-AM	26	
5. Cade Austin-SC	31	
6. Patrick Reilly-VU	33	
Carter Rustad-MO	33	
Brandon Neely-UF	33	
9. Hunter Elliott-UM	35	
10. Ryan Slater-UF	36	
Chris McElvain-VU	36	
12. Drew Beam-UT	38	
13. Carter Holton-VU	40	
14. Hagen Smith-AR	42	
15. Nolan Crisp-UG	43	

Runs allowed		
1. Tyler Guilfoil-UK	5	
2. Chase Dollander-UT	9	
Jacob Palisch-AM	9	
4. Cade Austin-SC	13	
5. Carter Rustad-MO	16	
Sean Harney-UK	16	
7. Joseph Gonzalez-AU	17	
8. Brandon Neely-UF	19	
Hunter Elliott-UM	19	
Drew Beam-UT	19	
11. Chase Burns-UT	20	
Joseph Menefee-AM	20	
13. Nolan Crisp-UG	22	
Patrick Reilly-VU	22	
Carter Holton-VU	22	

Earned runs allowed		
1. Tyler Guilfoil-UK	5	
2. Jacob Palisch-AM	8	
Chase Dollander-UT	8	
4. Cade Austin-SC	10	
5. Carter Rustad-MO	14	
6. Hunter Elliott-UM	16	
Joseph Gonzalez-AU	16	
Sean Harney-UK	16	
9. Joseph Menefee-AM	17	
10. Drew Beam-UT	18	
Chase Burns-UT	18	
12. Carter Holton-VU	19	
Brandon Neely-UF	19	
14. Nolan Crisp-UG	20	
15. Nathan Dettmer-AM	22	

Walks allowed		
1. Chase Dollander-UT	4	
2. Joseph Gonzalez-AU	5	
Jacob Palisch-AM	5	
4. Drew Beam-UT	7	
5. Derek Diamond-UM	8	
6. Jonathan Cannon-UG	9	
Carter Rustad-MO	9	
8. Cade Austin-SC	10	
9. Tyler Guilfoil-UK	11	
10. Brandon Neely-UF	12	
Sean Harney-UK	12	
Nolan Crisp-UG	12	
13. Jacob McNairy-UA	13	
14. Ma'Khail Hilliard-LS	14	
Micah Dallas-AM	14	

Doubles allowed		
1. Tyler Guilfoil-UK	0	
2. Joseph Menefee-AM	3	
Jacob Palisch-AM	3	
4. Carter Rustad-MO	4	
Ryan Slater-UF	4	
Chase Dollander-UT	4	
Sean Harney-UK	4	
8. Noah Hall-SC	5	
Patrick Reilly-VU	5	
Brandon Smith-MS	5	
11. Carter Holton-VU	6	
Dylan DeLucia-UM	6	
Hunter Elliott-UM	6	
Connor Noland-AR	6	
15. Hagen Smith-AR	7	

Triples allowed

1. Tyler Guilfoil-UK	0
Micah Dallas-AM	0
Tony Neubeck-MO	0
Trace Bright-AU	0
Nolan Crisp-UG	0
Drew Beam-UT	0
Joseph Gonzalez-AU	0
Cade Austin-SC	0
Jaxon Wiggins-AR	0
Jonathan Cannon-UG	0
Austin Marozas-MO	0
Joseph Menefee-AM	0
Chase Burns-UT	0
Grayson Hitt-UA	0
Connor Noland-AR	0

Home runs allowed

1. Jacob Palisch-AM	1
2. Sean Harney-UK	2
Carter Rustad-MO	2
4. Hunter Elliott-UM	3
Connor Noland-AR	3
Joseph Menefee-AM	3
Tyler Guilfoil-UK	3
Nathan Dettmer-AM	3
9. Cade Austin-SC	4
Brandon Neely-UF	4
11. Patrick Reilly-VU	5
Brandon Sproat-UF	5
Joseph Gonzalez-AU	5
14. Trace Bright-AU	6
Noah Hall-SC	6



**2022 SEC Baseball
SEC Fielding Leaders (as of May 21, 2022)
(SEC games only)**

Hitting minimums - 75% of Games
Pitching minimums - 1 Games 1.0 IP/Game

Fielding pct	
1. Jack Moss-AM	1.000
Dominic Keegan-VU	1.000
Torin Montgomery-MO	1.000
Mike Coletta-MO	1.000
Tyler McManus-LS	1.000
Peyton Chatagnier-UM	1.000
Dylan Crews-LS	1.000
Jud Fabian-UF	1.000
Ben Anderson-UG	1.000
Braydon Webb-AR	1.000
Jordan Beck-UT	1.000
Drew Gilbert-UT	1.000
TJ McCants-UM	1.000
Wyatt Langford-UF	1.000
Andrew Pinckney-UA	1.000

Chances	
1. Evan Russell-UT	313
2. Michael Turner-AR	309
3. Troy Claunch-AM	307
4. Logan Tanner-MS	295
5. Hayden Dunhurst-UM	283
6. Dominic Tamez-UA	272
7. Colin Burgess-SC	270
Luke Hancock-MS	270
9. Alonzo Rubalcaba-UK	264
10. BT Riopelle-UF	257
11. Jack Moss-AM	251
12. Luc Lipcius-UT	250
13. Dominic Keegan-VU	244
14. Drew Williamson-UA	242
15. Torin Montgomery-MO	239

Putouts	
1. Evan Russell-UT	295
2. Michael Turner-AR	292
3. Troy Claunch-AM	279
4. Logan Tanner-MS	268
5. Hayden Dunhurst-UM	266
6. Colin Burgess-SC	250
Luke Hancock-MS	250
8. Alonzo Rubalcaba-UK	246
9. Jack Moss-AM	244
10. Dominic Tamez-UA	242
11. BT Riopelle-UF	241
12. Luc Lipcius-UT	234
13. Dominic Keegan-VU	232
14. Torin Montgomery-MO	230
15. Drew Williamson-UA	227

Assists	
1. Michael Braswell-SC	83
2. Braylen Wimmer-SC	81
3. Kole Kaler-AM	80
Cade Doughty-LS	80
5. Cortland Lawson-UT	76
Josh Day-MO	76
Ryan Ritter-UK	76
Jalen Battles-AR	76
9. Jacob Gonzalez-UM	75
10. Ryan Targac-AM	74
Robert Moore-AR	74
12. Josh Rivera-UF	72
13. Brody Moore-AU	71
14. RJ Yeager-MS	70
15. Nander De Sedas-MO	69

Fielding double plays	
1. Sonny DiChiara-AU	26
2. Torin Montgomery-MO	25
3. Drew Williamson-UA	22
Robert Moore-AR	22
Luke Hancock-MS	22
6. Tre' Morgan-LS	20
Nander De Sedas-MO	20
8. Kendrick Calilao-UF	18
9. RJ Yeager-MS	17
Jalen Battles-AR	17
Cade Doughty-LS	17
Jim Jarvis-UA	17
13. Brody Moore-AU	16
Josh Day-MO	16
15. 5 tied at.....	15

Passed balls	
1. Tyler McManus-LS	6
2. Michael Turner-AR	5
3. Colin Burgess-SC	4
Troy Claunch-AM	4
Tre Morris-MO	4
6. Mike Coletta-MO	3
Hayden Travinski-LS	3
Fernando Gonzalez-UG	3
Logan Tanner-MS	3
Hayden Dunhurst-UM	3
11. 7 tied at.....	2

Catchers interference	
1. Jack Bulger-VU	1
Michael Turner-AR	1
Hayden Travinski-LS	1
Evan Russell-UT	1
BT Riopelle-UF	1
Logan Tanner-MS	1
Alonzo Rubalcaba-UK	1
Nate LaRue-AU	1

Steal attempts against	
1. Evan Russell-UT	40
2. Colin Burgess-SC	31
3. Dominic Tamez-UA	27
4. Troy Claunch-AM	26
Alonzo Rubalcaba-UK	26
6. Michael Turner-AR	25
Hayden Dunhurst-UM	25
8. Logan Tanner-MS	21
9. Fernando Gonzalez-UG	20
10. Dominic Keegan-VU	16
11. BT Riopelle-UF	14
Mike Coletta-MO	14
Jack Bulger-VU	14
14. Tyler McManus-LS	12
15. Nate LaRue-AU	11

Stolen bases against	
1. Evan Russell-UT	38
2. Colin Burgess-SC	25
3. Alonzo Rubalcaba-UK	23
4. Michael Turner-AR	21
Hayden Dunhurst-UM	21
6. Troy Claunch-AM	20
Dominic Tamez-UA	20
8. Fernando Gonzalez-UG	16
9. Logan Tanner-MS	15
10. Mike Coletta-MO	13
11. Jack Bulger-VU	12
BT Riopelle-UF	12
13. Dominic Keegan-VU	11
14. Chase Burns-UT	10
Tyler McManus-LS	10

Caught stealing by	
1. Nate LaRue-AU	9
2. Dominic Tamez-UA	7
3. Troy Claunch-AM	6
Logan Tanner-MS	6
Colin Burgess-SC	6
6. Dominic Keegan-VU	5
7. Michael Turner-AR	4
Fernando Gonzalez-UG	4
Hayden Dunhurst-UM	4
10. Chase Allsup-AU	3
Alonzo Rubalcaba-UK	3
Jake Wyandt-AU	3
13. 24 tied at.....	2

Errors	
1. Nander De Sedas-MO	8
Ryan Targac-AM	8
3. Jacob Berry-LS	7
Trevor Werner-AM	7
Jordan Thompson-LS	7
Cade Doughty-LS	7
7. Dominic Tamez-UA	6
Parks Harber-UG	6
Josh Rivera-UF	6
Daniel Harris IV-UK	6
Davis Diaz-VU	6
Jalen Battles-AR	6
Cayden Wallace-AR	6
14. 5 tied at.....	5



2022 SEC Baseball
Game Highs for SEC (as of May 21, 2022)
(SEC games only)

TEAM GAME HIGHS

Batting

At bats:	50	-	Kentucky (vs Tennessee, May 05, 2022)
Runs scored:	27	-	Tennessee (vs Mississippi State, May 19, 2022)
Hits:	25	-	Tennessee (vs Mississippi State, May 19, 2022)
RBI:	26	-	Tennessee (vs Mississippi State, May 19, 2022)
Doubles:	10	-	Vanderbilt (vs Auburn, Apr 09, 2022)
Triples:	3	-	Texas A&M (vs Kentucky, Apr 09, 2022)
Home runs:	7	-	Tennessee (vs Mississippi State, May 19, 2022)
Total bases:	53	-	Tennessee (vs Mississippi State, May 19, 2022)
Walks:	13	-	Mississippi State (vs Georgia, Mar 20, 2022)
Strikeouts:	17	-	Mississippi State (vs Ole Miss, Apr 23, 2022)
	17	-	Missouri (vs Arkansas, Mar 25, 2022)
Sac hits:	4	-	Arkansas (vs Mississippi State, Apr 03, 2022)
Sac flies:	5	-	Vanderbilt (vs Missouri, Mar 18, 2022)
Stolen bases:	6	-	Florida (vs Tennessee, Apr 24, 2022)
	6	-	Kentucky (vs Tennessee, May 07, 2022)
Caught stealing:	3	-	Texas A&M (vs Auburn, Mar 25, 2022)
Hit by pitch:	8	-	LSU (vs Florida, Mar 27, 2022)
Runners LOB:	16	-	Tennessee (vs Kentucky, May 05, 2022)
Hit into DP:	3	-	(10 times)

Fielding

Putouts:	39	-	Kentucky (vs Tennessee, May 05, 2022)
Assists:	17	-	Mississippi State (vs Auburn, Apr 14, 2022)
	17	-	South Carolina (vs Vanderbilt, Mar 26, 2022)
Errors:	5	-	Auburn (vs Ole Miss, Mar 17, 2022)
Passed balls:	3	-	Missouri (vs Vanderbilt, Mar 18, 2022)
	3	-	Auburn (vs Ole Miss, Mar 17, 2022)
DPs turned:	3	-	(10 times)

Pitching

Innings pitched:	13.0	-	Kentucky (vs Tennessee, May 05, 2022)
Strikeouts:	17	-	Arkansas (vs Missouri, Mar 25, 2022)
	17	-	Ole Miss (vs Mississippi State, Apr 23, 2022)
Wild pitches:	4	-	(10 times)
Hit batters:	8	-	Florida (vs LSU, Mar 27, 2022)



2022 SEC Baseball
Game Highs for SEC (as of May 21, 2022)
(SEC games only)

GAME HIGHS (BOTH TEAMS)

Batting

At bats:	92	-	Tennessee vs Kentucky (May 05, 2022)
Runs scored:	32	-	Texas A&M vs Georgia (Apr 16, 2022)
Hits:	33	-	Texas A&M vs Georgia (Apr 16, 2022)
RBIs:	32	-	Texas A&M vs Georgia (Apr 16, 2022)
Doubles:	10	-	Vanderbilt vs Auburn (Apr 09, 2022)
Triples:	3	-	Kentucky vs Texas A&M (Apr 09, 2022)
Home runs:	9	-	Georgia vs LSU (Apr 30, 2022)
Total bases:	62	-	Tennessee vs Mississippi State (May 19, 2022)
Walks:	21	-	Mississippi State vs Georgia (Mar 19, 2022)
Strikeouts:	31	-	Tennessee vs Kentucky (May 05, 2022)
Sac hits:	5	-	Mississippi State vs Arkansas (Apr 03, 2022)
Sac flies:	5	-	Missouri vs Vanderbilt (Mar 18, 2022)
Stolen bases:	8	-	Tennessee vs Kentucky (May 07, 2022)
Caught stealing:	3	-	Auburn vs Texas A&M (Mar 25, 2022)
Hit by pitch:	9	-	LSU vs Florida (Mar 27, 2022)
Runners LOB:	27	-	Tennessee vs Kentucky (May 05, 2022)
Hit into DP:	5	-	Ole Miss vs Arkansas (Apr 29, 2022)
	5	-	Ole Miss vs Arkansas (May 01, 2022)
	5	-	Georgia vs LSU (Apr 30, 2022)

Fielding

Putouts:	77	-	Tennessee vs Kentucky (May 05, 2022)
Assists:	28	-	Florida vs Alabama (Mar 20, 2022)
	28	-	Mississippi State vs Arkansas (Apr 03, 2022)
	28	-	Vanderbilt vs South Carolina (Mar 26, 2022)
Errors:	7	-	Texas A&M vs Alabama (Apr 2, 2022)
Passed balls:	3	-	Ole Miss vs Auburn (Mar 17, 2022)
	3	-	Missouri vs Vanderbilt (Mar 18, 2022)
DPs turned:	5	-	Georgia vs LSU (Apr 30, 2022)
	5	-	Ole Miss vs Arkansas (May 01, 2022)
	5	-	Ole Miss vs Arkansas (Apr 29, 2022)

Pitching

Innings pitched:	25.2	-	Tennessee vs Kentucky (May 05, 2022)
Runs allowed:	2	-	South Carolina vs Auburn (Apr 24, 2022)
Earned runs:	1	-	Arkansas vs Texas A&M (Apr 22, 2022)
	1	-	Ole Miss vs Kentucky (Apr 01, 2022)
Strikeouts:	31	-	Tennessee vs Kentucky (May 05, 2022)
Hits allowed:	7	-	Arkansas vs Texas A&M (Apr 22, 2022)
Wild pitches:	7	-	Texas A&M vs Vanderbilt (Apr 29, 2022)
Hit batters:	9	-	LSU vs Florida (Mar 27, 2022)



2022 SEC Baseball
Game Highs for SEC (as of May 21, 2022)
(SEC games only)

INDIVIDUAL GAME HIGHS

Batting

At bats:	7	-	Ortega, J., Tennessee (vs Mississippi State, May 19, 2022)
	7	-	Ortega, J., Tennessee (vs Kentucky, May 05, 2022)
	7	-	Bradfield, Vanderbilt (vs Auburn, Apr 09, 2022)
Runs scored:	5	-	C. Estep, Kentucky (vs Georgia, Mar 27, 2022)
Hits:	5	-	(4 times)
RBI:	9	-	Jobert, LSU (vs Vanderbilt, May 21, 2022)
Doubles:	3	-	Keegan, Vanderbilt (vs Auburn, Apr 09, 2022)
	3	-	Russell, E., Tennessee (vs Mississippi State, May 19, 2022)
Triples:	1	-	(56 times)
Home runs:	3	-	Riopelle, Florida (vs Vanderbilt, Apr 16, 2022)
	3	-	J. Gonzalez, Ole Miss (vs Alabama, Apr 09, 2022)
Total bases:	13	-	Ortega, J., Tennessee (vs Mississippi State, May 19, 2022)
	13	-	Jobert, LSU (vs Vanderbilt, May 21, 2022)
Walks:	5	-	Rock, Texas A&M (vs South Carolina, May 06, 2022)
Strikeouts:	5	-	Fabian, Florida (vs Mississippi State, May 08, 2022)
	5	-	J. Plastiak, Kentucky (vs Tennessee, May 05, 2022)
Sac hits:	2	-	(5 times)
Sac flies:	2	-	Smith, Texas A&M (vs LSU, Mar 19, 2022)
	2	-	Bost, Texas A&M (vs Auburn, Mar 27, 2022)
	2	-	Casas, Vanderbilt (vs Missouri, Mar 18, 2022)
Stolen bases:	4	-	Targac, Texas A&M (vs LSU, Mar 19, 2022)
	4	-	Bradfield, Vanderbilt (vs Kentucky, Apr 23, 2022)
Caught stealing:	2	-	B. Moore, Auburn (vs Vanderbilt, Apr 10, 2022)
Hit by pitch:	3	-	Seidl, Alabama (vs Mississippi State, Mar 25, 2022)
	3	-	Dugas, LSU (vs Florida, Mar 27, 2022)
Runners LOB:	8	-	Young, Vanderbilt (vs Kentucky, Apr 24, 2022)
	8	-	B. Moore, Auburn (vs LSU, Apr 01, 2022)

Fielding

Putouts:	17	-	(4 times)
Assists:	9	-	Day, Missouri (vs Florida, May 13, 2022)
Errors:	3	-	Tamez, Alabama (vs Tennessee, Apr 16, 2022)
	3	-	Diaz, Vanderbilt (vs Georgia, May 07, 2022)
Passed balls:	3	-	Morris, Missouri (vs Vanderbilt, Mar 18, 2022)

Pitching

Innings pitched:	9.0	-	Beam, D., Tennessee (vs Vanderbilt, Apr 03, 2022)
	9.0	-	J. Gonzalez, Auburn (vs Vanderbilt, Apr 10, 2022)
	9.0	-	D. DeLucia, Ole Miss (vs Mississippi State, Apr 21, 2022)
Strikeouts:	14	-	Reilly, Vanderbilt (vs South Carolina, Mar 25, 2022)
Wild pitches:	4	-	T. Bosma, Kentucky (vs Texas A&M, Apr 09, 2022)
Hit batters:	4	-	Slater, Florida (vs LSU, Mar 27, 2022)



2022 SEC Baseball
SEC Batting Analysis (as of May 21, 2022)
(SEC games only Sorted by Player Name)

Player	vs left			vs right			w/runners			w/bases empty			w/bases loaded			as leadoff			fly	gnd	fly/
	h	ab	avg	h	ab	avg	h	ab	avg	h	ab	avg	h	ab	avg	rch	ops	pct	out	out	gnd
Alabama	70	275	.255	185	721	.257	127	474	.268	128	522	.245	10	35	.286	91	260	.350	232	240	1.0
Arkansas	71	309	.230	181	685	.264	118	473	.249	134	521	.257	7	35	.200	107	262	.408	255	239	1.1
Auburn	60	223	.269	208	781	.266	137	477	.287	131	527	.249	8	36	.222	88	258	.341	229	247	0.9
Florida	71	257	.276	180	749	.240	117	457	.256	134	549	.244	7	24	.292	92	269	.342	255	251	1.0
Georgia	69	283	.244	217	768	.283	141	496	.284	145	555	.261	11	39	.282	103	267	.386	256	216	1.2
Kentucky	66	242	.273	181	782	.231	112	464	.241	135	560	.241	4	11	.364	91	271	.336	272	225	1.2
LSU	81	337	.240	200	701	.285	138	501	.275	143	537	.266	5	26	.192	100	266	.376	257	238	1.1
Mississippi State	67	273	.245	226	813	.278	130	474	.274	163	612	.266	10	43	.233	94	279	.337	247	269	0.9
Missouri	63	257	.245	212	780	.272	140	471	.297	135	566	.239	10	34	.294	85	273	.311	224	236	0.9
Ole Miss	75	326	.230	199	730	.273	128	470	.272	146	586	.249	7	23	.304	97	269	.361	266	201	1.3
South Carolina	67	221	.303	172	755	.228	103	413	.249	136	563	.242	11	44	.250	89	262	.340	219	261	0.8
Tennessee	84	273	.308	211	766	.275	149	482	.309	146	557	.262	8	27	.296	91	263	.346	267	208	1.3
Texas A&M	77	284	.271	234	788	.297	170	561	.303	141	511	.276	12	49	.245	114	270	.422	291	199	1.5
Vanderbilt	71	268	.265	204	756	.270	125	497	.252	150	527	.285	7	23	.304	102	266	.383	228	264	0.9
Totals	992	382	.259	2810	105	.266	1835	671	.273	1967	769	.256	117	449	.261	1344	373	.360	3498	3294	1.1

Player	pinch hitting			w/runners in scoring pos			w/runner on 3rd and LT 2 out			with 2 outs			success adv runners			2- rnrns			rch	rch	kl
	h	ab	avg	h	ab	avg	rbi	ops	pct	h	ab	avg	adv	ops	pct	rbi	w/out	lob	err	fc	kl
Alabama	5	18	.278	80	294	.272	44	68	.647	74	312	.237	247	536	.461	55	68	216	13	30	67
Arkansas	1	7	.143	67	275	.244	34	65	.523	77	317	.243	244	544	.449	71	75	221	16	25	97
Auburn	4	25	.160	80	303	.264	37	68	.544	89	331	.269	255	535	.477	66	75	240	14	20	88
Florida	0	11	.000	67	259	.259	46	68	.676	66	310	.213	233	523	.446	57	72	216	18	25	63
Georgia	4	24	.167	84	285	.295	39	76	.513	80	329	.243	252	559	.451	66	63	219	12	26	85
Kentucky	1	14	.071	62	285	.218	33	43	.767	75	325	.231	203	500	.406	48	74	217	16	24	60
LSU	2	15	.133	76	268	.284	36	58	.621	89	337	.264	257	571	.450	78	67	230	11	31	80
Mississippi State	12	39	.308	79	296	.267	36	71	.507	85	341	.249	242	533	.454	56	67	233	11	20	83
Missouri	5	26	.192	75	257	.292	44	68	.647	86	335	.257	244	532	.459	50	65	232	12	23	89
Ole Miss	5	28	.179	76	276	.275	36	66	.545	86	348	.247	239	529	.452	73	61	217	21	23	74
South Carolina	7	38	.184	60	239	.251	41	73	.562	72	312	.231	221	479	.461	53	64	192	13	26	85
Tennessee	12	36	.333	80	263	.304	31	60	.517	92	339	.271	246	542	.454	78	54	211	10	20	63
Texas A&M	3	11	.273	100	334	.299	50	77	.649	110	364	.302	318	650	.489	91	77	264	18	13	77
Vanderbilt	5	22	.227	73	302	.242	44	70	.629	101	349	.289	262	572	.458	76	99	235	15	28	75
Totals	66	314	.210	1059	393	.269	551	931	.592	1182	464	.254	3463	760	.455	918	981	3195	200	334	1086

Success Advancing Runners = percentage of times the batter advanced at least one runner during a plate appearance
 #Rnr Adv w/Out = TOTAL number of runners advanced when the player made an out



2022 SEC Baseball
SEC Pitching Analysis (as of May 21, 2022)
(SEC games only Sorted by Player Name)

Player	vs left			vs right			w/runners			w/bases empty			vs leadoff		with 2 outs			fly	gnd	fly/		
	h	ab	avg	h	ab	avg	h	ab	avg	h	ab	avg	rch	ops	pct	h	ab	avg	out	out	gnd	gdp
Alabama	80	389	.206	204	623	.327	139	449	.310	145	563	.258	88	257	.342	111	338	.328	229	239	1.0	22
Arkansas	103	424	.243	139	579	.240	115	482	.239	127	521	.244	98	264	.371	68	318	.214	230	238	1.0	23
Auburn	120	429	.280	168	579	.290	132	481	.274	156	527	.296	100	258	.388	97	338	.287	226	241	0.9	25
Florida	104	449	.232	159	583	.273	123	450	.273	140	582	.241	98	269	.364	84	336	.250	287	234	1.2	18
Georgia	123	443	.278	168	595	.282	147	511	.288	144	527	.273	108	263	.411	98	346	.283	264	223	1.2	11
Kentucky	111	405	.274	148	613	.241	138	504	.274	121	514	.235	94	264	.356	70	321	.218	232	232	1.0	16
LSU	122	490	.249	153	559	.274	121	475	.255	154	574	.268	86	267	.322	93	345	.270	290	219	1.3	18
Mississippi State	129	464	.278	164	591	.277	150	533	.281	143	522	.274	110	268	.410	89	338	.263	235	245	1.0	20
Missouri	141	471	.299	163	569	.286	147	517	.284	157	523	.300	105	270	.389	72	311	.232	266	242	1.1	24
Ole Miss	122	438	.279	171	628	.272	129	493	.262	164	573	.286	99	276	.359	88	343	.257	280	208	1.3	12
South Carolina	111	450	.247	171	564	.303	146	472	.309	136	542	.251	97	263	.369	84	317	.265	240	239	1.0	19
Tennessee	83	415	.200	110	572	.192	76	331	.230	117	656	.178	67	284	.236	47	312	.151	250	238	1.1	14
Texas A&M	125	461	.271	171	623	.274	147	552	.266	149	532	.280	110	269	.409	107	365	.293	221	272	0.8	11
Vanderbilt	80	378	.212	159	619	.257	125	460	.272	114	537	.212	84	263	.319	74	321	.231	248	224	1.1	14
Totals	1554	610	.255	2248	829	.271	1835	671	.273	1967	769	.256	1344	373	.360	1182	464	.254	3498	3294	1.1	-8

Player	ap	gs	ip/app	*h/g	*r/g	*er/g	*bb/g	*so/g	k/bb	*2b/g	*3b/g	*hr/g	*fo/g	*go/g	*bf/g	sba	att	pct
Alabama	29	29	8.80	10.01	6.24	5.50	3.60	9.23	2.6	1.59	0.11	1.90	8.07	8.42	40.64	21	28	.750
Arkansas	30	30	8.80	8.25	4.98	4.43	4.33	10.06	2.3	1.33	0.03	1.06	7.84	8.11	39.99	21	25	.840
Auburn	29	29	8.86	10.09	6.58	5.85	3.96	9.14	2.3	2.21	0.00	1.54	7.91	8.44	41.04	7	21	.333
Florida	30	30	8.90	8.87	5.53	5.16	3.24	8.39	2.6	1.52	0.17	1.48	9.67	7.89	40.11	12	14	.857
Georgia	30	30	8.73	10.00	7.76	7.28	5.29	9.10	1.7	1.82	0.10	0.99	7.94	7.66	42.70	22	31	.710
Kentucky	30	30	8.77	8.86	5.92	4.72	4.83	9.99	2.1	1.40	0.31	0.99	7.94	7.94	41.54	27	31	.871
LSU	30	30	8.87	9.30	5.31	4.47	3.65	8.93	2.4	1.42	0.17	1.45	9.81	7.41	40.60	19	23	.826
Mississippi State	30	30	8.88	9.90	8.11	7.50	5.81	9.83	1.7	2.13	0.14	1.96	7.94	8.28	43.36	15	22	.682
Missouri	30	30	8.62	10.58	7.45	6.85	4.31	8.28	1.9	1.81	0.21	1.88	9.26	8.42	42.52	15	16	.938
Ole Miss	30	30	8.93	9.84	6.04	5.68	4.03	9.67	2.4	1.81	0.17	1.65	9.40	6.99	41.24	25	32	.781
South Carolina	30	30	8.64	9.79	6.77	6.18	4.65	8.88	1.9	1.56	0.10	1.77	8.33	8.29	41.65	26	33	.788
Tennessee	30	30	9.09	6.37	3.00	2.71	2.15	10.10	4.7	0.83	0.07	1.19	8.25	7.86	35.55	38	40	.950
Texas A&M	30	30	8.97	9.90	6.06	5.32	3.88	9.54	2.5	1.54	0.20	1.20	7.39	9.10	41.49	21	28	.750
Vanderbilt	30	30	8.77	8.18	5.95	5.48	4.83	9.75	2.0	1.64	0.14	1.61	8.49	7.67	40.38	23	31	.742
Totals	41	41	8.83	9.27	6.11	5.50	4.18	9.36	2.2	1.61	0.14	1.53	8.53	8.03	40.90	292	37	.779

* = average based on 9-inning game



2022 SEC Baseball
SEC Statistics as of May 21, 2022
(SEC games only)

Team Batting		g	avg	ob%	slg%	ab	r	h	2b	3b	hr	rbi	bb	so	sb	cs	sh	sf
1. Texas A&M		30	.290	.398	.481	1072	233	311	59	7	44	221	172	274	33	11	3	18
2. Tennessee		30	.284	.382	.548	1039	229	295	56	7	68	215	149	273	27	11	7	8
3. Georgia		30	.272	.348	.429	1051	182	286	39	6	38	170	106	296	10	0	8	12
4. LSU		30	.271	.371	.505	1038	199	281	46	4	63	193	129	268	6	3	10	8
5. Mississippi State		30	.270	.347	.469	1086	167	293	49	4	53	159	106	276	16	4	4	8
6. Vanderbilt		30	.269	.360	.446	1024	178	275	51	7	39	172	133	270	36	2	13	16
7. Auburn		29	.267	.357	.424	1004	162	268	46	2	36	151	126	267	24	4	11	8
8. Missouri		30	.265	.352	.418	1037	166	275	38	3	38	157	93	301	17	3	6	8
9. Ole Miss		30	.259	.344	.473	1056	190	274	52	3	56	178	122	305	11	10	3	10
10. Alabama		29	.256	.345	.396	996	162	255	43	3	30	150	115	268	9	8	9	7
11. Arkansas		30	.254	.356	.444	994	173	252	50	2	45	164	135	251	17	6	10	11
12. Florida		30	.250	.351	.448	1006	176	251	38	3	52	170	136	250	31	9	5	14
13. South Carolina		30	.245	.334	.410	976	154	239	42	1	39	142	102	263	17	8	11	10
14. Kentucky		30	.241	.317	.382	1024	135	247	52	4	28	127	89	275	38	4	5	8

Team Pitching		g	era	bavg	w-l	ip	h	r	er	bb	so	cg	hr	sho	sv	bb/9	so/9
1. Tennessee		30	2.71	.196	25-5	272.2	193	91	82	65	306	1	36	3	6	2.15	10.10
2. Arkansas		30	4.43	.241	18-12	264.0	242	146	130	127	295	0	31	1	12	4.33	10.06
3. LSU		30	4.47	.262	17-13	266.0	275	157	132	108	264	0	43	0	7	3.65	8.93
4. Kentucky		30	4.72	.254	12-18	263.0	259	173	138	141	292	0	29	0	8	4.83	9.99
5. Florida		30	5.16	.255	15-15	267.0	263	164	153	96	249	0	44	1	4	3.24	8.39
6. Texas A&M		30	5.32	.273	19-11	269.0	296	181	159	116	285	0	36	0	7	3.88	9.54
7. Vanderbilt		30	5.48	.240	14-16	263.0	239	174	160	141	285	1	47	5	5	4.83	9.75
8. Alabama		29	5.50	.281	12-17	255.1	284	177	156	102	262	0	54	1	5	3.60	9.23
9. Ole Miss		30	5.68	.275	14-16	268.0	293	180	169	120	288	1	49	0	6	4.03	9.67
10. Auburn		29	5.85	.286	16-13	257.0	288	188	167	113	261	1	44	1	11	3.96	9.14
11. South Carolina		30	6.18	.278	13-17	259.1	282	195	178	134	256	0	51	1	5	4.65	8.88
12. Missouri		30	6.85	.292	10-20	258.2	304	214	197	124	238	0	54	0	3	4.31	8.28
13. Georgia		30	7.28	.280	15-15	262.0	291	226	212	154	265	0	53	2	9	5.29	9.10
14. Mississippi State		30	7.50	.278	9-21	266.1	293	240	222	172	291	0	58	0	1	5.81	9.83

Individual Batting		Min 2.5 AB/Team game																	
	cl	g	avg	ob%	slg%	ab	r	h	2b	3b	hr	rbi	bb	so	sb	cs	sh	sf	
1. Jacob Berry-LS	SO	25	.400	.496	.589	95	18	38	3	0	5	20	14	12	0	0	0	1	
2. Austin Bost-AM	JR	30	.385	.472	.538	117	31	45	7	1	3	19	20	12	4	0	0	3	
3. Torin Montgomery-MO	JR	30	.374	.467	.557	115	24	43	6	0	5	27	11	30	1	0	0	1	
4. Connor Tate-UG	SR	30	.372	.463	.673	113	26	42	10	0	8	27	16	31	1	0	0	1	
5. Kevin Graham-UM	SR	21	.371	.396	.584	89	14	33	4	0	5	19	4	18	0	0	0	2	
6. Dylan Crews-LS	SO	30	.358	.470	.800	120	34	43	5	0	16	38	23	29	2	0	0	2	
7. Spencer Jones-VU	JR	30	.354	.459	.619	113	29	40	7	1	7	24	16	32	4	1	0	0	
8. Brandt Belk-SC	SR	27	.350	.426	.505	103	21	36	4	0	4	18	13	10	3	2	0	3	
9. Blake Rambusch-AU	JR	29	.347	.424	.471	121	20	42	9	0	2	20	13	17	10	1	1	1	
10. Ryan Targac-AM	SO	30	.346	.474	.710	107	24	37	5	2	10	41	19	43	7	2	0	0	

Individual Pitching		Min 1.0 IP/Team game																	
	cl	g	era	bavg	w-l	ip	h	r	er	bb	so	cg	hr	sho	sv	bb/9	so/9		
1. Tyler Guilfoil-UK	JR	11	1.27	.127	2-1	35.1	15	5	5	11	55	0	3	0	4	2.80	14.01		
2. Chase Dollander-UT	SO	8	1.67	.141	6-0	43.0	21	9	8	4	52	0	6	0	0	.84	10.88		
3. Jacob Palisch-AM	SR	14	2.35	.220	2-2	30.2	26	9	8	5	36	0	1	0	3	1.47	10.57		
4. Cade Austin-SC	FR	15	2.84	.250	3-1	31.2	31	13	10	10	32	0	4	0	2	2.84	9.09		
5. Drew Beam-UT	FR	10	3.10	.201	5-1	52.1	38	19	18	7	38	1	6	1	0	1.20	6.54		
6. Noah Hall-SC	SR	10	3.18	.224	3-3	62.1	52	26	22	22	60	0	6	0	0	3.18	8.66		
7. Sean Harney-UK	SR	11	3.20	.264	2-4	45.0	46	16	16	12	46	0	2	0	2	2.40	9.20		
Joseph Gonzalez-AU	SO	7	3.20	.275	4-2	45.0	50	17	16	5	24	1	5	0	0	1.00	4.80		
9. Chase Burns-UT	FR	10	3.40	.234	4-1	47.2	43	20	18	15	63	0	9	0	0	2.83	11.90		
10. Hunter Elliott-UM	FR	9	3.43	.224	2-1	42.0	35	19	16	20	53	0	3	0	0	4.29	11.36		



2022 SEC Baseball
SEC Statistics as of May 21, 2022
(SEC games only)

HITS					RUNS SCORED							
1. Austin Bost-AM	JR	30	45	1.50	1. Dylan Rock-AM	SR	30	42	1.40			
2. Jack Moss-AM	SO	30	43	1.43	2. Dylan Crews-LS	SO	30	34	1.13			
RJ Yeager-MS	SR	30	43	1.43	Wyatt Langford-UF	SO	30	34	1.13			
Dylan Crews-LS	SO	30	43	1.43	4. Trey Lipscomb-UT	SR	30	33	1.10			
Torin Montgomery-MO	JR	30	43	1.43	5. Austin Bost-AM	JR	30	31	1.03			
6. Enrique Bradfield Jr-VU	SO	30	42	1.40	Enrique Bradfield Jr-VU	SO	30	31	1.03			
Blake Rambusch-AU	JR	29	42	1.45	7. Jordan Beck-UT	JR	30	30	1.00			
Connor Tate-UG	SR	30	42	1.40	8. Spencer Jones-VU	JR	30	29	.97			
4 tied with 40 hit(s)					Drew Gilbert-UT	JR	30	29	.97			
					5 tied with 28 run(s) scored							
HOME RUNS					DOUBLES							
1. Dylan Crews-LS	SO	30	16	.53	1. Cayden Wallace-AR	SO	30	12	.40			
2. Luke Mann-MO	JR	29	15	.52	2. Jack Moss-AM	SO	30	10	.33			
3. RJ Yeager-MS	SR	30	14	.47	Andrew Pinckney-UA	SO	29	10	.34			
4. Dylan Rock-AM	SR	30	13	.43	RJ Yeager-MS	SR	30	10	.33			
5. Jacob Gonzalez-UM	SO	30	12	.40	Connor Tate-UG	SR	30	10	.33			
Tim Elko-UM	SR	30	12	.40	6. Blake Rambusch-AU	JR	29	9	.31			
Wyatt Langford-UF	SO	30	12	.40	Drew Gilbert-UT	JR	30	9	.30			
Trey Lipscomb-UT	SR	30	12	.40	Michael Turner-AR	SR	30	9	.30			
Luc Lipcius-UT	SR	30	12	.40	Kemp Alderman-UM	SO	30	9	.30			
2 tied with 11 home run(s)					Dominic Keegan-VU	SR	30	9	.30			
TRIPLES					RUNS BATTED IN							
1. Enrique Bradfield Jr-VU	SO	30	4	.13	1. Ryan Targac-AM	SO	30	41	1.37			
2. Drew Gilbert-UT	JR	30	3	.10	2. Dylan Crews-LS	SO	30	38	1.27			
3. Ben Anderson-UG	SR	30	2	.07	3. Dylan Rock-AM	SR	30	34	1.13			
Bobby Peirce-AU	JR	24	2	.08	BT Riopelle-UF	JR	30	34	1.13			
Ryan Targac-AM	SO	30	2	.07	Jorel Ortega-UT	SO	30	34	1.13			
John Thrasher-UK	SR	27	2	.07	6. Tim Elko-UM	SR	30	33	1.10			
Kole Kaler-AM	SR	30	2	.07	Trey Lipscomb-UT	SR	30	33	1.10			
Tyler McManus-LS	SR	24	2	.08	RJ Yeager-MS	SR	30	33	1.10			
Chaney Rogers-UG	SR	30	2	.07	9. Troy Claunch-AM	SR	30	31	1.03			
35 tied with 1 triple(s)					2 tied with 28 RBI(s)							
STOLEN BASES					TOTAL BASES							
1. Enrique Bradfield Jr-VU	SO	30	22	.73	1. RJ Yeager-MS	SR	30	97	3.23			
2. Blake Rambusch-AU	JR	29	10	.34	2. Dylan Crews-LS	SO	30	96	3.20			
3. Seth Stephenson-UT	JR	25	9	.36	3. Dylan Rock-AM	SR	30	85	2.83			
4. Jud Fabian-UF	JR	30	8	.27	4. Trey Lipscomb-UT	SR	30	82	2.73			
Chase Estep-UK	JR	30	8	.27	Wyatt Langford-UF	SO	30	82	2.73			
6. Kason Howell-AU	SR	29	7	.24	6. Tim Elko-UM	SR	30	77	2.57			
John Thrasher-UK	SR	27	7	.26	Luke Mann-MO	JR	29	77	2.66			
Ryan Targac-AM	SO	30	7	.23	8. Jorel Ortega-UT	SO	30	76	2.53			
Sterlin Thompson-UF	SO	30	7	.23	Ryan Targac-AM	SO	30	76	2.53			
3 tied with 6 stolen base(s)					Connor Tate-UG	SR	30	76	2.53			
WALKS					ON BASE PERCENTAGE							
1. Sonny DiChiara-AU	SR	29	41	1.41	1. Sonny DiChiara-AU	SR	92	31	41	2	1	.544
2. Jud Fabian-UF	JR	30	33	1.10	2. Dylan Rock-AM	SR	110	38	31	7	3	.503
3. Dylan Rock-AM	SR	30	31	1.03	3. Jacob Berry-LS	SO	95	38	14	5	1	.496
4. Brett Minnich-AM	JR	30	27	.90	4. Ryan Targac-AM	SO	107	37	19	7	0	.474
5. Jacob Gonzalez-UM	SO	30	25	.83	5. Austin Bost-AM	JR	117	45	20	2	3	.472
Luc Lipcius-UT	SR	30	25	.83	6. Dylan Crews-LS	SO	120	43	23	4	2	.470
7. Dylan Crews-LS	SO	30	23	.77	7. Torin Montgomery-MO	JR	115	43	11	10	1	.467
8. Braydon Webb-AR	SR	30	21	.70	8. Connor Tate-UG	SR	113	42	16	4	1	.463
3 tied with 20 walk(s)					9. Spencer Jones-VU	JR	113	40	16	6	0	.459
					10. Sterlin Thompson-UF	SO	112	37	19	6	2	.446
SLUGGING PERCENTAGE												
1. Dylan Crews-LS	SO	120	43	5	0	16	.800					
2. Dylan Rock-AM	SR	110	38	6	1	13	.773					
3. Josiah Sightler-SC	SR	97	33	8	0	11	.763					
4. RJ Yeager-MS	SR	133	43	10	1	14	.729					
5. Sonny DiChiara-AU	SR	92	31	3	0	11	.728					
6. Ryan Targac-AM	SO	107	37	5	2	10	.710					
7. Tyler McManus-LS	SR	76	21	1	2	9	.697					
8. Luc Lipcius-UT	SR	102	31	4	0	12	.696					
9. Trey Lipscomb-UT	SR	119	39	5	1	12	.689					
10. Luke Mann-MO	JR	112	28	2	1	15	.688					



**2022 SEC Baseball
SEC Statistics as of May 21, 2022
(SEC games only)**

WINS					INNINGS PITCHED							
1. Chase Dollander-UT	SO	8	6	6-0	1. Noah Hall-SC	SR	10	62.1	6.23			
Jonathan Cannon-UG	JR	8	6	6-2	2. Connor Noland-AR	SR	10	58.2	5.87			
3. Dylan DeLucia-UM	FR	11	5	5-1	3. Garrett McMillan-UA	JR	10	57.1	5.73			
Drew Beam-UT	FR	10	5	5-1	Will Sanders-SC	SO	10	57.1	5.73			
Ma'Khail Hilliard-LS	SR	10	5	5-1	5. Preston Johnson-MS	SO	10	56.2	5.67			
Joseph Menefee-AM	JR	13	5	5-1	6. Chris McElvain-VU	JR	10	55.2	5.57			
Brandon Sproat-UF	SO	10	5	5-3	7. Spencer Miles-MO	JR	10	55.1	5.53			
7 tied with 4 victory(s)					8. Nathan Dettmer-AM	SO	10	55.0	5.50			
					9. Dylan DeLucia-UM	FR	11	54.1	4.94			
					10. Brandon Sproat-UF	SO	10	53.0	5.30			
STRIKEOUTS					APPEARANCES							
1. Preston Johnson-MS	SO	10	84	13.34	1. Blake Purnell-UF	FR	19	0	1	3	2	
2. Chase Burns-UT	FR	10	63	11.90	Riley Cooper-LS	SO	19	0	4	1	1	
3. Noah Hall-SC	SR	10	60	8.66	3. Evan Taylor-AR	SR	17	0	3	0	2	
4. Connor Noland-AR	SR	10	59	9.05	4. Paul Gervase-LS	SO	16	0	1	0	5	
Garrett McMillan-UA	JR	10	59	9.26	5. Carson Skipper-AU	SR	15	0	3	3	0	
6. Chris McElvain-VU	JR	10	57	9.22	Brady Tygart-AR	FR	15	0	1	3	7	
7. Tyler Guilfoil-UK	JR	11	55	14.01	Cade Austin-SC	FR	15	0	3	1	2	
8. Jaxon Wiggins-AR	SO	10	54	11.66	Eric Reyzelman-LS	SO	15	0	0	2	1	
9. Hunter Elliott-UM	FR	9	53	11.36	5 tied with 14 appearance(s)							
Will Sanders-SC	SO	10	53	8.32								
SAVES					GAMES STARTED							
1. Blake Burkhalter-AU	JR	14		10	13 tied with 10 game(s) started	CI	App	GS	W	L	Sv	
2. Jack Gowen-UG	SR	12		7								
Brady Tygart-AR	FR	15		7								
4. Paul Gervase-LS	SO	16		5								
Redmond Walsh-UT	SR	14		5								
6. Dylan Ray-UA	FR	11		4								
Brandon Johnson-UM	SR	13		4								
Tyler Guilfoil-UK	JR	11		4								
Thomas Schultz-VU	JR	11		4								
2 tied with 3 save(s)												
SHUTOUTS					COMPLETE GAMES							
1. Drew Beam-UT	FR	10		1	1. Drew Beam-UT	FR	10	9	1	5	1	
Carter Holton-VU	FR	9		1	Joseph Gonzalez-AU	SO	7	7	1	4	2	
					Dylan DeLucia-UM	FR	11	7	1	5	1	
					Carter Holton-VU	FR	9	9	1	4	3	
OPP. BATTING AVERAGE					Team Fielding							
1. Tyler Guilfoil-UK	JR	11	118	15	.127	po	a	e	pct	dp	sba-att	
2. Chase Dollander-UT	SO	8	149	21	.141	1. Vanderbilt	789	247	19	.982	19	23-31
3. Chris McElvain-VU	JR	10	200	36	.180	2. Missouri	776	256	20	.981	27	15-16
4. Brandon Neely-UF	FR	10	174	33	.190	3. Tennessee	818	253	21	.981	14	38-40
5. Drew Beam-UT	FR	10	189	38	.201	4. Georgia	786	238	21	.980	20	22-31
6. Joseph Menefee-AM	JR	13	114	25	.219	5. Ole Miss	804	231	22	.979	14	25-32
7. Jacob Palisch-AM	SR	14	118	26	.220	6. Arkansas	792	253	23	.978	24	21-25
8. Noah Hall-SC	SR	10	232	52	.224	7. Mississippi State	799	264	24	.978	24	15-22
9. Hunter Elliott-UM	FR	9	156	35	.224	8. Florida	801	250	24	.978	22	12-14
10. Carter Holton-VU	FR	9	173	40	.231	9. South Carolina	778	267	25	.977	22	26-33
						10. Alabama	766	257	26	.975	24	21-28
						11. Auburn	771	280	29	.973	26	7-21
						12. Kentucky	789	251	29	.973	17	27-31
						13. Texas A&M	807	300	35	.969	16	21-28
						14. LSU	798	232	35	.967	21	19-23



2022 SEC Baseball
Statistical Ranking Comparison
as of May 21, 2022

Hitting/Fielding	Avg	Slug	OB%	AB	R	H	RBI	2B	3B	HR	TB	BB	SO	SB
Alabama	10	13	11	9	9	10	12	10	8	13	12	9	11	13
Arkansas	11	8	6	13	8	11	8	6	13	6	9	4	2	7
Auburn	7	10	5	6	9	6	11	8	12	12	10	6	10	6
Florida	12	6	8	12	7	12	6	13	9	5	7	3	1	4
Georgia	3	9	9	4	5	4	6	12	4	10	7	10	12	12
Kentucky	14	14	14	10	14	13	14	3	5	14	14	14	8	1
LSU	4	2	3	7	3	5	3	9	5	2	2	7	4	14
Mississippi State	5	5	10	1	11	3	9	7	5	4	4	10	9	10
Missouri	8	11	7	8	12	7	10	13	9	10	11	13	13	7
Ole Miss	9	4	12	3	4	9	4	3	9	3	5	8	14	11
South Carolina	13	12	13	14	13	14	13	11	14	8	13	12	3	7
Tennessee	2	1	2	5	2	2	2	2	1	1	1	2	6	5
Texas A&M	1	3	1	2	1	1	1	1	1	7	3	1	7	3
Vanderbilt	6	7	4	10	6	7	5	5	1	8	6	5	5	2

Pitching	ERA	Bavg	H	R	BB	SO	CG	Sv	Sho	Fld%	DP	A	SB%	CSB
Alabama	8	12	12	9	3	8	5	9	4	10	3	5	5	4
Arkansas	2	3	3	2	9	2	5	1	4	6	3	7	10	9
Auburn	10	13	13	10	6	9	1	2	4	11	2	2	1	1
Florida	5	5	5	4	2	13	5	12	4	8	6	10	11	12
Georgia	13	11	11	13	13	10	5	3	3	4	9	12	3	2
Kentucky	4	4	4	5	11	3	5	4	9	12	11	9	12	9
LSU	3	6	6	3	4	11	5	5	9	14	8	13	9	9
Mississippi State	14	9	9	14	14	4	5	14	9	7	3	4	2	4
Missouri	12	14	14	12	8	14	5	13	9	2	1	6	13	14
Ole Miss	9	8	8	7	7	6	1	7	9	5	13	14	7	4
South Carolina	11	10	7	11	10	12	5	9	4	9	6	3	8	4
Tennessee	1	1	1	1	1	1	1	7	2	3	13	7	14	12
Texas A&M	6	7	10	8	5	7	5	5	9	13	12	1	5	4
Vanderbilt	7	2	2	6	11	5	1	9	1	1	10	11	4	3