

Hamiltonian engineering via invariants and dynamical algebra

E. Torrontegui,^{1,2} S. Martínez-Garaot,² and J. G. Muga^{2,3}

¹*Institute of Chemistry, The Hebrew University, Jerusalem 91904, Israel*

²*Departamento de Química Física, Universidad del País Vasco UPV/EHU, Apdo. 644, Bilbao, Spain*

³*Department of Physics, Shanghai University, 200444 Shanghai, People's Republic of China*

We use the dynamical algebra of a quantum system and its dynamical invariants to inverse engineer feasible Hamiltonians for implementing shortcuts to adiabaticity. These are speeded up processes that end up with the same populations than slow, adiabatic ones. As application examples we design families of shortcut Hamiltonians that drive two and a three-level systems between initial and final configurations imposing physically motivated constraints on the terms (generators) allowed in the Hamiltonian.

PACS numbers: 03.65 -w, 03.67 -a

I. INTRODUCTION

The current development of “shortcuts to adiabaticity” to speed up adiabatic, slow processes in different fields (trap expansions [1–4], atom or ion transport [5–10], internal state control [11–18], wavepacket splitting [19–25], many-body state engineering [26–31], optics [32], cooling methods [33–35], or cooling cycles and quantum engines [36–39]), raises a number of practical and fundamental questions (see [40] for a recent review). An important one is to generate alternative shortcuts when the, generally time-dependent, Hamiltonian that speeds up the slow process is difficult or impossible to realize in the laboratory [30, 31, 40–43]. Typically the difficulties are related to specific terms that cannot be implemented. Several examples showed that the symmetry of the Hamiltonian is instrumental in designing feasible alternative Hamiltonians (and shortcuts) that keep the same population dynamics in some basis or at least the same final populations [40–42]. However, a systematic symmetry-based approach to inverse engineering the Hamiltonian, given the desired dynamics and specific constraints imposed on its structure, was lacking. In this paper we provide basic elements for such an approach and set the inverse problem from a (Lewis and Riesenfeld [44]) dynamical invariant to the Hamiltonian, assuming that both are members of a dynamical Lie algebra, a vector space spanned by operators (generators) closed under commutation. Dynamical invariants correspond to operators whose expectation values remain constant for states evolving with the associated Hamiltonian (they may or may not commute with it). Invariants that belong to the dynamical Lie algebra of the Hamiltonian have been used to solve the dynamics, or to calculate geometric phases [45–48]. Since the dynamical invariants contain information of the system evolution (any density operator describing its evolution is a dynamical invariant), they have also been used to design shortcuts to adiabaticity [1–4, 7–10, 18, 25–29, 39, 40, 49] as we shall do here, taking explicitly into account the dynamical algebra in the Hamiltonian construction.

In Sec. II a construction method is provided to design families of Hamiltonians for a given invariant in the space

spanned by their corresponding algebra. This method allows to impose constraints on the generators, such as making some of them zero. As well, boundary conditions for the invariant are specified at initial and final instants so that the Hamiltonian indeed drives the system along a shortcut to adiabaticity without final excitation. We work out two examples that illustrate the construction algorithm. In Sec. III we construct real Hamiltonians within the SU(2) algebra to drive a two-level atom state without using the Pauli matrix σ_y . Then we analyze in Sec. IV a three-level system described by a 4-dimensional Lie algebra, with the goal of achieving fast “insulator-superfluid” transitions for two interacting bosons in two-wells, using only two feasible generators. Conclusions and open questions are summarized in Sec. V. The Appendix A provides an alternative approach, using Gaussian elimination, to the operational approach of Sec. II.

II. GENERAL FORMALISM

Let us assume that the time-dependent Hamiltonian $H(t)$ describing a quantum system is given by a linear combination of Hermitian “generators” T_a ,

$$H(t) = \sum_{a=1}^N h_a(t) T_a, \quad (1)$$

where the $h_a(t)$ are real time-dependent functions and the T_a span a Lie algebra (dynamical algebra [45])

$$[T_b, T_c] = \sum_{a=1}^N \alpha_{abc} T_a, \quad (2)$$

where the α_{abc} are the “structure constants”. Associated with the Hamiltonian there are time-dependent Hermitian invariants of motion $I(t)$ that satisfy [44]

$$\frac{dI}{dt} \equiv \frac{\partial I(t)}{\partial t} - \frac{1}{i\hbar} [H(t), I(t)] = 0. \quad (3)$$

A wave function $|\Psi(t)\rangle$ which evolves with $H(t)$ can be expressed as a linear combination of invariant modes [44]

$$|\Psi(t)\rangle = \sum_n c_n e^{i\alpha_n} |\phi_n(t)\rangle, \quad (4)$$

where the c_n are constants, the phases α_n fulfill

$$\hbar \frac{d\alpha_n}{dt} = \langle \phi_n(t) | i\hbar \frac{\partial}{\partial t} - H(t) | \phi_n(t) \rangle, \quad (5)$$

and the eigenvectors of $I(t)$, $|\phi_n(t)\rangle$, are assumed to form a complete set and satisfy

$$I(t) |\phi_n(t)\rangle = \lambda_n |\phi_n(t)\rangle, \quad (6)$$

λ_n being the constant eigenvalues.

If the invariant is a member of the dynamical algebra, it can be written as

$$I(t) = \sum_{a=1}^N f_a(t) T_a, \quad (7)$$

where $f_a(t)$ are real, time-dependent functions. Note that some f_a or some h_a may be zero. Replacing Eqs. (1) and (7) into Eq. (3), and using Eq. (2), the functions $h_a(t)$ and $f_a(t)$ satisfy [45, 50]

$$\dot{f}_a(t) - \frac{1}{i\hbar} \sum_{b=1}^N \sum_{c=1}^N \alpha_{abc} h_b(t) f_c(t) = 0, \quad (8)$$

where the dot means time derivative. Usually these coupled equations are interpreted as a linear system of ordinary differential equations for $f_a(t)$ when the $h_a(t)$ components of the Hamiltonian are known [45–48, 50]. Instead, we put forward here a different, inverse perspective, and consider them an algebraic system to be solved for the $h_a(t)$, when the $f_a(t)$ are given. Defining the $N \times N$ matrix \mathcal{A} as

$$\mathcal{A}_{ab}(t) = \frac{1}{i\hbar} \sum_{c=1}^N \alpha_{abc} f_c(t), \quad (9)$$

Eq. (8) can be written as

$$\dot{\mathbf{f}}(t) = \sum_{b=1}^N \mathcal{A}_{ab}(t) h_b(t), \quad (10)$$

$$\text{or } \dot{\mathbf{f}} = \mathcal{A} \mathbf{h}, \quad (11)$$

where the kets are defined in terms of the components of each generator, for example,

$$|\mathbf{f}\rangle = \begin{pmatrix} f_1 \\ f_2 \\ \dots \\ f_N \end{pmatrix}. \quad (12)$$

In this vector space we may naturally refer to $|\mathbf{h}\rangle$ and $|\mathbf{f}\rangle$ as the Hamiltonian and the invariant, respectively. Even

though the context should avoid any confusion with the vectors $|\Psi(t)\rangle$ defined before in the state-vector space, the difference is nevertheless emphasized by the bold-face notation. There are many Hamiltonians for a given invariant [49] and we cannot generally invert Eq. (11) as $|\mathbf{h}\rangle = \mathcal{A}^{-1} |\mathbf{f}\rangle$ to get $|\mathbf{h}\rangle$. This means that $\det(\mathcal{A}) = 0$, so at least one of the eigenvalues $a^{(i)}(t)$ of the \mathcal{A} matrix vanishes. To find a valid $|\mathbf{h}\rangle$ in this case one may use Gauss elimination, as shown in the Appendix. Alternatively we shall follow here a more compact and intuitive operational approach. The \mathcal{A} matrix may be generally non-Hermitian. It has N right eigenvectors $\{|\mathbf{a}^{(i)}(t)\rangle\}$, $i = 1, 2, \dots, N$, [17, 51],

$$\mathcal{A}(t) |\mathbf{a}^{(i)}(t)\rangle = a^{(i)}(t) |\mathbf{a}^{(i)}(t)\rangle, \quad (13)$$

and biorthonormal partners $\{|\hat{\mathbf{a}}^{(i)}(t)\rangle\}$,

$$\mathcal{A}^\dagger(t) |\hat{\mathbf{a}}^{(i)}(t)\rangle = (a^{(i)}(t))^* |\hat{\mathbf{a}}^{(i)}(t)\rangle, \quad (14)$$

where the asterisk means complex-conjugate and the dagger denotes the adjoint. These eigenvectors are normalized as

$$\langle \hat{\mathbf{a}}^{(i)}(t) | \mathbf{a}^{(j)}(t) \rangle = \delta_{ij}, \quad (15)$$

where bras are defined as $\langle \mathbf{a} | = (a_1^*, a_2^*, \dots, a_N^*)$, and the scalar product as $\langle \mathbf{a} | \mathbf{b} \rangle = a_1^* b_1 + a_2^* b_2 + \dots + a_N^* b_N$. They satisfy closure relations

$$\sum_{i=1}^N |\hat{\mathbf{a}}^{(i)}(t)\rangle \langle \mathbf{a}^{(i)}(t)| = \sum_{i=1}^N |\mathbf{a}^{(i)}(t)\rangle \langle \hat{\mathbf{a}}^{(i)}(t)| = \mathbb{I}_N. \quad (16)$$

We can thus write the operator $\mathcal{A}(t)$ and its adjoint as

$$\begin{aligned} \mathcal{A}(t) &= \sum_{i=1}^N |\mathbf{a}^{(i)}(t)\rangle a^{(i)}(t) \langle \hat{\mathbf{a}}^{(i)}(t)|, \\ \mathcal{A}^\dagger(t) &= \sum_{i=1}^N |\hat{\mathbf{a}}^{(i)}(t)\rangle (a^{(i)}(t))^* \langle \mathbf{a}^{(i)}(t)|. \end{aligned} \quad (17)$$

Let us define the null-subspace projector \mathcal{Q} of \mathcal{A} associated with the $a^{(i)}(t) = 0$ eigenvalue, as $\mathcal{Q} = \sum_{i=1}^Q |\mathbf{a}^{(i)}(t)\rangle \langle \hat{\mathbf{a}}^{(i)}(t)|$, and the complementary projector $\mathcal{P} = \sum_{i=1}^P |\mathbf{a}^{(i)}(t)\rangle \langle \hat{\mathbf{a}}^{(i)}(t)|$. We have that $\mathcal{P} + \mathcal{Q} = \mathbb{I}_N$ and $P + Q = N$. Note as well that \mathcal{P} and \mathcal{Q} commute with \mathcal{A} and the relations $\mathcal{P}^2 = \mathcal{P}$, $\mathcal{Q}^2 = \mathcal{Q}$, and $\mathcal{Q}\mathcal{A} = 0$. To solve $|\dot{\mathbf{f}}\rangle = \mathcal{A}|\mathbf{h}\rangle$ for $|\mathbf{h}\rangle$, we use Eq. (17) and project it first onto the \mathcal{P} subspace,

$$\begin{aligned} \mathcal{P}|\dot{\mathbf{f}}\rangle &= \sum_{i=1}^P \sum_{j=1}^P |\mathbf{a}^{(j)}\rangle \langle \hat{\mathbf{a}}^{(j)} | \mathbf{a}^{(i)} \rangle a^{(i)} \langle \hat{\mathbf{a}}^{(i)} | \mathbf{h} \rangle, \\ &= \sum_{j=1}^P |\mathbf{a}^{(j)}\rangle a^{(j)} \langle \hat{\mathbf{a}}^{(j)} | \mathbf{h} \rangle. \end{aligned} \quad (18)$$

Since here all $a^{(j)}(t) \neq 0$ we can invert the expression,

$$\sum_{i=1}^P |\mathbf{a}^{(i)}\rangle a^{(i)-1} \langle \hat{\mathbf{a}}^{(i)} | \dot{\mathbf{f}} \rangle = \sum_{i=1}^P |\mathbf{a}^{(i)}\rangle \langle \hat{\mathbf{a}}^{(i)} | \mathbf{h} \rangle, \quad (19)$$

so the \mathcal{P} part of the solution is given by

$$\mathcal{P}|\mathbf{h}\rangle = \mathcal{B}|\dot{\mathbf{f}}\rangle, \quad (20)$$

where $\mathcal{B} = \mathcal{P}\mathcal{B}\mathcal{P} = \mathcal{P}\mathcal{B} = \mathcal{B}\mathcal{P} = \sum_{i=1}^P |\mathbf{a}^{(i)}\rangle a^{(i)-1} \langle \hat{\mathbf{a}}^{(i)}|$ is a pseudoinverse matrix of \mathcal{A} , as $\mathcal{A}\mathcal{B}\mathcal{A} = \mathcal{A}$. This relation implies P equations for the $\{h_j\}$, $\{f_j\}$ and $\{\dot{f}_j\}$. If instead $|\dot{\mathbf{f}}\rangle = \mathcal{A}|\mathbf{h}\rangle$ is projected onto the null subspace we get

$$\mathcal{Q}|\dot{\mathbf{f}}\rangle = \sum_{j=1}^Q |\mathbf{a}^{(j)}\rangle a^{(j)} \langle \hat{\mathbf{a}}^{(j)}|\mathbf{h}\rangle = 0, \quad (21)$$

because now all $a^{(j)}(t) = 0$. This relation implies the existence of multiple solutions for $|\mathbf{h}\rangle$, and Q conditions $\langle \hat{\mathbf{a}}^{(j)}|\dot{\mathbf{f}}\rangle = 0$ which involve $\{f_i\}$ and their time derivatives. We can add any arbitrary part $\mathcal{Q}|\mathbf{h}\rangle$ to Eq. (20) so that all Hamiltonians of the form

$$|\mathbf{h}\rangle = \mathcal{B}|\dot{\mathbf{f}}\rangle + \mathcal{Q}|\mathbf{h}\rangle, \quad (22)$$

where $\mathcal{Q}|\mathbf{h}\rangle$ is a completely arbitrary vector in the null subspace, are thus compatible with the invariant I . This is one of the fundamental equations of this paper. Due to the freedom to choose $\mathcal{Q}|\mathbf{h}\rangle$ (we may construct it as $\mathcal{Q}|\mathbf{b}\rangle$, where $|\mathbf{b}\rangle$ is arbitrary), we can change the Hamiltonian to make it realizable. In addition, the invariant itself may be modified.

When inverse engineering shortcuts to adiabaticity, the Hamiltonian is usually given at initial and final times. In general the invariant I (equivalently $|\mathbf{f}(t)\rangle$) is chosen to drive, through its eigenvectors, the initial states of the Hamiltonian $H(0)$ to the states of the final $H(t_f)$ [1, 7, 44]. This is ensured by imposing at the boundary times $t_b = 0, t_f$, the ‘‘frictionless conditions’’ $[H(t_b), I(t_b)] = 0$ [1]. For Eqs. (1) and (7) these boundary conditions can be reformulated as

$$\sum_{a,b,c}^N \alpha_{abc} h_b(t_b) f_c(t_b) T_a = 0. \quad (23)$$

Since the T_a generators are independent the coefficients must satisfy

$$\sum_{b,c}^N \alpha_{abc} h_b(t_b) f_c(t_b) = 0, \quad a = 1, \dots, N, \quad t_b = 0, t_f, \quad (24)$$

or more compactly

$$\mathcal{A}(t_b)|\mathbf{h}(t_b)\rangle = 0, \quad t_b = 0, t_f, \quad (25)$$

a second fundamental result. Note that the choice of $\mathcal{Q}|\mathbf{h}\rangle$ does not affect this condition, but $|\mathbf{f}\rangle$ must be chosen to fulfill it. At the boundary times Eq. (25) imposes N conditions, and, if the N values of the $\{h_j(t_b)\}$ are given, the $P + Q$ equations in Eqs. (20) and (21) will fix the values of $\{f_j(t_b)\}$ and $\{\dot{f}_j(t_b)\}$. At intermediate

times the Hamiltonian and invariant components can be designed subjected to the N equations in Eqs. (20) and (21) and to the boundary conditions. This leaves open different inverse engineering possibilities: in general the Hamiltonian is first fixed partially, i.e., imposing the time dependence (or vanishing) of some $r < N$ components. Fixing the invariant time dependence consistently with the boundary conditions and the imposed Hamiltonian constraints, finally leads to equations that give the form of the remaining $N - r$ Hamiltonian components. The following sections illustrate these steps and concepts explicitly.

III. EXAMPLE 1: SU(2) LIE ALGEBRA

Let us consider the SU(2) algebra ($N = 3$) spanned by $\{T_1, T_2, T_3\}$ with commutation relations

$$[T_1, T_2] = iT_3, \quad [T_2, T_3] = iT_1, \quad [T_3, T_1] = iT_2. \quad (26)$$

Equation (10) becomes

$$\begin{pmatrix} \dot{f}_1 \\ \dot{f}_2 \\ \dot{f}_3 \end{pmatrix} = \frac{1}{\hbar} \underbrace{\begin{pmatrix} 0 & f_3 & -f_2 \\ -f_3 & 0 & f_1 \\ f_2 & -f_1 & 0 \end{pmatrix}}_{=\mathcal{A}} \begin{pmatrix} h_1 \\ h_2 \\ h_3 \end{pmatrix}. \quad (27)$$

As $\mathcal{A} = -\mathcal{A}^\dagger$ is a real antisymmetric matrix and with odd dimensionality, the eigenvalues are conjugate pure imaginary pairs, and zero, whereas left and right eigenvectors are equal. Explicitly the eigenvalues are $a^{(0)} = 0$, $a^{(1)} = -i\sqrt{\gamma}/\hbar$, and $a^{(2)} = i\sqrt{\gamma}/\hbar$ (we have shifted down the superscripts by one with respect to the general formalism, here $j = 0, 1, 2$, so that the zero corresponds to the zero eigenvalue), with

$$\gamma = f_1^2 + f_2^2 + f_3^2, \quad (28)$$

and the eigenvectors

$$\begin{aligned} |a^{(0)}\rangle &= |\hat{a}^{(0)}\rangle = \frac{1}{w_0} \begin{pmatrix} f_1 \\ f_3 \\ f_2 \\ f_3 \\ 1 \end{pmatrix}, \\ |a^{(1)}\rangle &= |\hat{a}^{(1)}\rangle = \frac{1}{w_1} \begin{pmatrix} -f_1 f_3 - i f_2 \sqrt{\gamma} \\ \frac{\beta - \gamma}{-f_1^2 - f_3^2} \\ \frac{f_2 f_3 + i f_1 \sqrt{\gamma}}{1} \end{pmatrix}, \\ |a^{(2)}\rangle &= |\hat{a}^{(2)}\rangle = \frac{1}{w_2} \begin{pmatrix} -f_1 f_3 + i f_2 \sqrt{\gamma} \\ \frac{\beta - \gamma}{-f_1^2 - f_3^2} \\ \frac{f_2 f_3 - i f_1 \sqrt{\gamma}}{1} \end{pmatrix}, \end{aligned} \quad (29)$$

where $w_2 = w_1 = \sqrt{2\gamma/(\beta - \gamma)}$, $w_0 = \sqrt{\gamma/f_3^2}$, and

$$\beta = 2(f_1^2 + f_2^2) + f_3^2. \quad (30)$$

The \mathcal{P} and \mathcal{Q} projectors are

$$\mathcal{P} = \mathbb{I}_3 - \mathcal{Q}, \quad \mathcal{Q} = \frac{1}{\gamma} \begin{pmatrix} f_1^2 & f_1 f_2 & f_1 f_3 \\ f_1 f_2 & f_2^2 & f_2 f_3 \\ f_1 f_3 & f_2 f_3 & f_3^2 \end{pmatrix}, \quad (31)$$

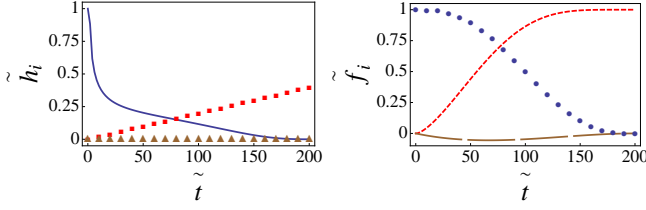


FIG. 1: (Color online) Hamiltonian (left) and invariant (right) coefficients versus time. The imposed functions (symbols) are $h_1(t)$ (red squares), $h_2(t)$ (brown triangles), and $f_3(t)$ (blue circles). The derived functions (lines) are $h_3(t)$ (blue solid), $f_1(t)$ (red short-dashed), and $f_2(t)$ (brown long-dashed). Parameter values: $\tilde{h}_1(t_f) = 0.4$, $\tilde{h}_3(0) = 1$, and $\tilde{t}_f = 200$.

whereas the pseudoinverse matrix \mathcal{B} , see Eq. (20), is

$$\mathcal{B} = \frac{\hbar}{\gamma} \begin{pmatrix} 0 & -f_3 & f_2 \\ f_3 & 0 & -f_1 \\ -f_2 & f_1 & 0 \end{pmatrix}. \quad (32)$$

From Eq. (21) we get the condition that the system has infinite solutions,

$$\begin{pmatrix} \frac{f_1(f_1\dot{f}_1 + f_2\dot{f}_2 + f_3\dot{f}_3)}{f_1^2 + f_2^2 + f_3^2} \\ \frac{f_2(f_1\dot{f}_1 + f_2\dot{f}_2 + f_3\dot{f}_3)}{f_1^2 + f_2^2 + f_3^2} \\ \frac{f_3(f_1\dot{f}_1 + f_2\dot{f}_2 + f_3\dot{f}_3)}{f_1^2 + f_2^2 + f_3^2} \end{pmatrix} = 0. \quad (33)$$

As there is only one independent eigenvector for the null subspace, $Q = 1$, this is solved by a single condition,

$$f_1\dot{f}_1 + f_2\dot{f}_2 + f_3\dot{f}_3 = 0, \quad (34)$$

i.e., $\gamma = \text{constant}$, and the f_i cannot be arbitrary independent functions. Equation (20) becomes

$$\mathcal{P} \begin{pmatrix} h_1 \\ h_2 \\ h_3 \end{pmatrix} = \frac{\hbar}{\gamma} \begin{pmatrix} f_2\dot{f}_3 - f_3\dot{f}_2 \\ -f_1\dot{f}_3 - f_3\dot{f}_1 \\ f_1\dot{f}_2 - f_2\dot{f}_1 \end{pmatrix}, \quad (35)$$

and the general solution (22) takes the form

$$\begin{pmatrix} h_1 \\ h_2 \\ h_3 \end{pmatrix} = \frac{\hbar}{\gamma} \begin{pmatrix} -\dot{f}_2 f_3 + f_2 \dot{f}_3 + f_1 \langle \mathbf{h} | \mathbf{f} \rangle / \hbar \\ \dot{f}_1 f_3 - f_1 \dot{f}_3 + f_2 \langle \mathbf{h} | \mathbf{f} \rangle / \hbar \\ -\dot{f}_1 f_2 + f_1 \dot{f}_2 + f_3 \langle \mathbf{h} | \mathbf{f} \rangle / \hbar \end{pmatrix}. \quad (36)$$

Using Eq. (34), this gives the compact result

$$h_i = -\hbar \mathcal{E}_{ijk} \frac{\dot{f}_j}{f_k} + \frac{f_i}{f_k} h_k, \quad (37)$$

with all indices i, j, k different. \mathcal{E}_{ijk} is the Levy-Civita symbol (1 for even permutations of (123) and -1 for odd permutations) and $h_k(t)$ is considered a free function chosen for convenience. If we want to impose, for example, that one of the components of the Hamiltonian is zero, then we take that component to be h_k .

A. Two-level system

To be more specific let us consider the following representation useful to describe, for example, a two-level system in an external driving field,

$$T_1 = \frac{1}{2} \begin{pmatrix} 0 & 1 \\ 1 & 0 \end{pmatrix}, T_2 = \frac{1}{2} \begin{pmatrix} 0 & -i \\ i & 0 \end{pmatrix}, T_3 = \frac{1}{2} \begin{pmatrix} 1 & 0 \\ 0 & -1 \end{pmatrix}. \quad (38)$$

We set as initial and final constraints the following Hamiltonians

$$H(0) = h_1(0)T_1 + h_3(0)T_3, \quad (39)$$

$$H(t_f) = h_1(t_f)T_1 + h_3(t_f)T_3, \quad (40)$$

but in general $H(t) = h_1(t)T_1 + h_2(t)T_2 + h_3(t)T_3$. The frictionless conditions (25) for SU(2) read

$$f_i(t_b)h_j(t_b) - f_j(t_b)h_i(t_b) = 0, \quad i > j. \quad (41)$$

Our aim is to find $H(t)$ so that the ground and excited states of $H(0)$ become ground and excited states of $H(t_f)$ in an arbitrary time t_f , up to phase factors, in such a way that $h_2(t) = 0 \forall t$. This condition is motivated by the difficulty to implement T_2 in some systems [16]. Choosing $(i, j, k) = (1, 3, 2)$ in Eq. (37), with $h_2(t) = 0$ and using $\gamma = \text{constant} = c_1$, we can express f_2 and f_1 in terms of f_3 ,

$$f_2 = \frac{\hbar \dot{f}_3}{h_1},$$

$$f_1 = \sqrt{c_1 - f_3^2 - \frac{\hbar^2 \dot{f}_3^2}{h_1^2}}. \quad (42)$$

Substituting this in the other equation of Eq. (37), with $(i, j, k) = (3, 1, 2)$,

$$\ddot{f}_3 - \frac{\hbar}{h_1} \dot{f}_3 + \frac{h_1}{\hbar^2} \left(f_3 h_1 - h_3 \sqrt{c_1 - f_3^2 - \frac{\hbar^2 \dot{f}_3^2}{h_1^2}} \right) = 0. \quad (43)$$

The frictionless conditions (41) for this case impose $f_2(t_b) = 0$ and $h_3(t_b)/h_1(t_b) = f_3(t_b)/f_1(t_b)$ or, equivalently,

$$f_3(t_b) = h_3(t_b) \sqrt{\frac{c_1}{h_1^2(t_b) + h_3^2(t_b)}}, \quad f_3(t_b) = 0. \quad (44)$$

In addition, from Eq. (43) at the boundary times t_b ,

$$\ddot{f}_3(t_b) = 0. \quad (45)$$

An example of possible Hamiltonian engineering strategy is to impose first, in addition to $h_2(t) = 0$, also the form of $h_1(t)$. We then interpolate $f_3(t)$ (with a simple polynomial or following some more sophisticated approach, e. g. to optimize some variable) satisfying the boundary conditions (44,45) at the boundary times t_b , and solve for $h_3(t)$ in Eq. (43). In the example of Fig. 1 the initial ground state of Eq. (39) with $h_1(0) = 0$ is placed

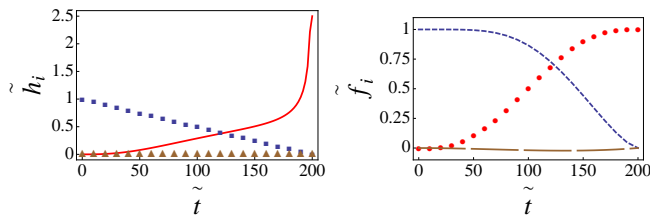


FIG. 2: (Color online) Hamiltonian (left) and invariant (right) coefficients versus time. The imposed functions (symbols) are $h_2(t)$ (brown triangles), $h_3(t)$ (blue squares), and $f_1(t)$ (red circles). The derived functions (lines) are $h_1(t)$ (red solid), $f_2(t)$ (brown long-dashed), and $f_3(t)$ (blue short-dashed). Parameter values: $h_3(0) = 1$, $h_1(t_f) = 2.5$, and $\tilde{t}_f = 200$.

at the north pole of the Bloch sphere and it is driven to the equator of the sphere ending as the ground state of Eq. (40), with $h_3(t_f) = 0$. $h_3(t)$ is deduced assuming $h_1(t) = h_1(t_f)t/t_f$ and $f_3(t) = \sum_{i=0}^5 b_i t^i$, where the b_i coefficients are deduced from the boundary conditions (44) and (45). We set $c_1 = h_1^2(0) + h_3^2(0)$ so that $H(0) = I(0)$. In this and the rest of figures we plot dimensionless variables $\tilde{t} = t\sqrt{c_1}/\hbar$ and $\tilde{E} = E/\sqrt{c_1}$, and the invariant has been set with dimensions of energy. To find solutions with real functions the condition

$$f_3^2 + \frac{\hbar^2 \dot{f}_3^2}{h_1^2} \leq c_1 \quad \forall t \quad (46)$$

must be satisfied, see Eqs. (42) and (43). This sets a minimum final time $t_{f,m}$ that depends on the constant c_1 and the ansatz to interpolate $f_3(t)$. The (dimensionless) minimum time for the parameter values considered in Fig. 1 is $\tilde{t}_{f,m} \sim 165$.

Note that Eq. (43) is an algebraic equation for $h_3(t)$ and a differential equation for $h_1(t)$. Other option is to set $h_3(t)$ first and deduce $h_1(t)$ from Eq. (43), which is now a differential equation for this variable. To solve instead for $h_1(t)$ algebraically, we may engineer $f_1(t)$ rather than $f_3(t)$, with an equation of the form of Eq. (43) that has the indices 1 and 3 swapped, see Fig. 2.

IV. EXAMPLE 2: U3S3

As a second example consider the 4-dimensional ($N = 4$) Lie algebra U3S3 [52], with basis $\{T_1, T_2, T_3, T_4\}$, where $\{T_1, T_2, T_3\}$ span a SU(2) subalgebra, see Eq. (26), whereas the only non vanishing commutators of T_4 are

$$[T_4, T_1] = iT_2, \quad [T_2, T_4] = iT_1, \quad (47)$$

Since $T_4 - T_3$ commutes with any member of the algebra (it is an invariant in a Lie-algebraic sense), this combination might appear as the natural fourth basis generator instead of T_4 . However, the use of T_4 is physically motivated by its natural occurrence in the system we shall

deal with, namely, two interacting bosons in two wells [53]. The \mathcal{A} matrix for our basis choice is

$$\mathcal{A} = \frac{1}{\hbar} \begin{pmatrix} 0 & -f_3 & f_2 & f_2 \\ f_3 & 0 & -f_1 & f_1 \\ -f_2 & f_1 & 0 & 0 \\ -f_2 & f_1 & 0 & 0 \end{pmatrix}, \quad (48)$$

with eigenvalues $a^{(0)} = a^{(1)} = 0$, $a^{(2)} = -i\beta/\hbar$, and $a^{(3)} = i\beta/\hbar$. The left and right eigenvectors are

$$\begin{aligned} |a^{(0)}\rangle = |\hat{a}^{(0)}\rangle &= \frac{1}{\sqrt{\gamma}} \begin{pmatrix} f_1 \\ f_2 \\ 0 \\ f_3 \end{pmatrix}, \\ |a^{(1)}\rangle = |\hat{a}^{(1)}\rangle &= \frac{1}{\sqrt{\gamma\beta}} \begin{pmatrix} f_1 f_3 \\ f_2 f_3 \\ \gamma \\ \beta - \gamma \end{pmatrix}, \\ |a^{(2)}\rangle = |\hat{a}^{(2)}\rangle &= \frac{1}{\sqrt{2\beta}} \begin{pmatrix} \frac{-f_1 f_3 + i f_2 \sqrt{\beta}}{\beta - \gamma} \\ \frac{2f_2^2 + f_3^2}{\sqrt{\beta - \gamma}} \\ \frac{-f_2 f_3 + i f_1 \sqrt{\beta}}{\sqrt{\beta - \gamma}} \\ \sqrt{\beta - \gamma} \end{pmatrix}, \\ |a^{(3)}\rangle = |\hat{a}^{(3)}\rangle &= \frac{1}{\sqrt{2\beta}} \begin{pmatrix} \frac{-f_1 f_3 - i f_2 \sqrt{\beta}}{\beta - \gamma} \\ \frac{-f_2 f_3 + i f_1 \sqrt{\beta}}{\sqrt{\beta - \gamma}} \\ \frac{\beta - \gamma}{\sqrt{\beta - \gamma}} \\ \sqrt{\beta - \gamma} \end{pmatrix}, \end{aligned} \quad (49)$$

where γ and β are defined as before, see Eqs. (28) and (30). A novelty with respect to the previous example is that the zero eigenvalue is degenerate, so the null-subspace has dimension $Q = 2$. Equation (21) sets now two conditions, one is the same condition as for SU(2), $\dot{f}_1 f_1 + \dot{f}_2 f_2 + \dot{f}_3 f_3 = 0$, and the other one is $\dot{f}_3 = \dot{f}_4$, so the system $|\dot{\mathbf{f}}\rangle = \mathcal{A}|\mathbf{h}\rangle$ has solution for $|\mathbf{h}\rangle$ if

$$f_1^2 + f_2^2 + f_3^2 = c_1, \quad (50)$$

$$f_4 = f_3 + c_2, \quad (51)$$

with c_1 and c_2 constants (there are two independent f_i). We use now Eq. (22) as in the previous example to get

$$\begin{aligned} h_1 &= \frac{\hbar(\dot{f}_1 f_1 + \dot{f}_2 f_2) + f_1 f_3 h_2}{f_2 f_3}, \\ h_4 &= \frac{\hbar \dot{f}_1 + f_3 h_2 - f_2 h_3}{f_2}. \end{aligned} \quad (52)$$

Due to degeneracy of the null eigenvalue there are two free h_i , and we have chosen them to be h_2 and h_3 here. The frictionless conditions $\mathcal{A}(t_b)|\mathbf{h}(t_b)\rangle = 0$ become explicitly

$$\begin{aligned} -f_3(t_b)h_2(t_b) + f_2(t_b)h_3(t_b) + f_2(t_b)h_4(t_b) &= 0, \\ f_3(t_b)h_1(t_b) - f_1(t_b)h_3(t_b) + f_1(t_b)h_4(t_b) &= 0, \\ -f_2(t_b)h_1(t_b) + f_1(t_b)h_2(t_b) &= 0. \end{aligned} \quad (53)$$

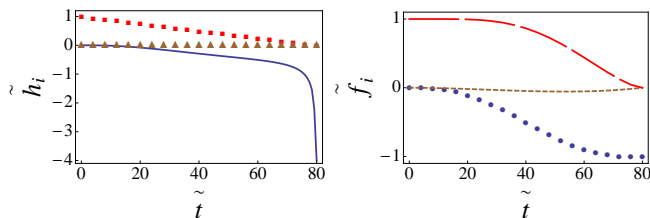


FIG. 3: (Color online) Hamiltonian (left) and invariant (right) coefficients versus time. The imposed functions (symbols) are $h_2(t)$ (brown triangles), $h_3(t)$ (brown triangles), $h_4(t)$ (red squares), and $f_1(t)$ (blue circles). The derived functions (lines) are $h_1(t)$ (blue solid), $f_2(t)$ (brown, short-dashed), $f_3(t)$ (red long-dashed), and $f_4(t)$ (red long-dashed). Parameter values: $\hbar_1(t_f) = -4$, $\hbar_4(0) = 1$, and $t_f = 80$.

A. Two interacting bosons in a double well

An interacting boson gas in a lattice potential can be described by the Bose-Hubbard model [54, 55]. For two particles in two wells, the Hamiltonian in the occupation number basis $\{|n_{left}, n_{right}\rangle\}$: $|2, 0\rangle = \begin{pmatrix} 1 \\ 0 \\ 0 \end{pmatrix}$, $|1, 1\rangle = \begin{pmatrix} 0 \\ 1 \\ 0 \end{pmatrix}$ and $|0, 2\rangle = \begin{pmatrix} 0 \\ 0 \\ 1 \end{pmatrix}$, is given by [53]

$$H_0 = \begin{pmatrix} U & -\sqrt{2}J & 0 \\ -\sqrt{2}J & 0 & -\sqrt{2}J \\ 0 & -\sqrt{2}J & U \end{pmatrix} = UT_4 - 4JT_1, \quad (54)$$

where U gives the interparticle interaction energy and J is a hopping constant, assumed to be controllable functions of time, and

$$T_1 = \frac{1}{2\sqrt{2}} \begin{pmatrix} 0 & 1 & 0 \\ 1 & 0 & 1 \\ 0 & 1 & 0 \end{pmatrix}, T_4 = \begin{pmatrix} 1 & 0 & 0 \\ 0 & 0 & 0 \\ 0 & 0 & 1 \end{pmatrix}. \quad (55)$$

We may close the algebra with two additional generators,

$$T_2 = \frac{1}{2\sqrt{2}} \begin{pmatrix} 0 & -i & 0 \\ i & 0 & i \\ 0 & -i & 0 \end{pmatrix}, T_3 = \frac{1}{4} \begin{pmatrix} 1 & 0 & 1 \\ 0 & -2 & 0 \\ 1 & 0 & 1 \end{pmatrix}, \quad (56)$$

where the T_a satisfy the commutation relations given by Eqs. (26) and (47). Let us consider that at initial and final times the Hamiltonian of our system is

$$H(0) = h_1(0)T_1 + h_4(0)T_4, \quad (57)$$

$$H(t_f) = h_1(t_f)T_1 + h_4(t_f)T_4, \quad (58)$$

and we want to drive without final excitation the ground state of $H(0)$ to $H(t_f)$. In [53] the shortcut-to-adiabaticity method followed requires the addition of the ‘‘counterdiabatic term’’ proportional to T_2 , which is difficult to implement [53]. T_3 is also problematic so we

shall engineer the Hamiltonian with Eq. (52) imposing $h_2(t) = h_3(t) = 0 \forall t$. Then using Eq. (50),

$$f_2 = \frac{\hbar \dot{f}_1}{h_4},$$

$$f_3 = \sqrt{c_1 - f_1^2 - \frac{\hbar^2 \dot{f}_1^2}{h_4^2}}, \quad (59)$$

where f_1 satisfies

$$\ddot{f}_1 - \frac{\dot{h}_4}{h_4} \dot{f}_1 + \frac{h_4}{\hbar^2} \left(f_1 h_4 - h_1 \sqrt{c_1 - f_1^2 - \frac{\hbar^2 \dot{f}_1^2}{h_4^2}} \right) = 0. \quad (60)$$

Additionally f_4 is given by Eq. (51). The frictionless conditions (53) for $h_2(t_b) = h_3(t_b) = 0$ are

$$f_1(t_b) = h_1(t_b) \sqrt{\frac{c_1}{h_1^2(t_b) + h_4^2(t_b)}}, \quad \dot{f}_1(t_b) = 0, \quad (61)$$

and from Eq. (60), at the boundary times t_b ,

$$\ddot{f}_1(t_b) = 0. \quad (62)$$

Assuming that $h_4(t)$ is imposed, Eq. (60) sets $h_1(t)$ to drive the initial ground state of $H(0)$ to $H(t_f)$ without undesired terms. In Fig. 3 the Hamiltonian and the invariant components are plotted for a frictionless Mott-insulator to superfluid transition [53, 56]. The initial ground state of Eq. (57) with $h_1(0) = 0$ corresponds to a Mott insulator and it evolves into the superfluid ground state of Eq.(58) with $h_4(t_f) = 0$. We assume a linear variation of $h_4(t) = h_4(0)(1-t/t_f)$ and $f_1(t) = \sum_{i=0}^5 \bar{b}_i t^i$, where the \bar{b}_i are deduced from the boundary conditions (61) and (62), $c_1 = h_1^2(0) + h_4^2(0)$, and $c_2 = 0$.

Similarly to the previous example, if we impose the form of $h_1(t)$ instead of h_4 , $h_4(t)$ can be deduced algebraically from Eq. (60) replacing f_1 by f_3 and then swapping 4 and 1.

V. OUTLOOK

We have worked out a framework to engineer time-dependent Hamiltonians and speed up adiabatic processes making use of dynamical invariants and dynamical algebras. This is particularly useful to find shortcuts free from Hamiltonian terms difficult to implement in practice. Explicit construction formulae allow us to fix some components of the Hamiltonian, to make them zero, for example, and get the time dependence of the remaining components.

This work should be distinguished from a related method presented in a companion paper [56]. Both approaches share the use of Lie algebraic methods and the aim of constructing shortcuts. However the approach presented here is a systematic bottom-up inverse engineering method based on the relation between Hamiltonian and dynamical invariants. Instead, in [56] the

dynamical invariants do not play an explicit role. The starting point for the approach in [56] is an existing, known shortcut; then, unitary transformations are carried out to generate alternative, (feasible or more convenient) shortcuts, as in [41]. The connection between the two approaches is left for a separate study.

We also mention some fundamental questions worth investigating: The type and structure of the algebra is expected to determine the inverse-engineering possibilities and limitations, which are still little known. In particular the role of Lie-algebraic invariants (in contrast to dynamical invariants), or subalgebras should be examined [57], and quantum control theory [58], which overlaps in part with our objectives, may shed light on permissible or precluded operations. Adapting the current ideas to many-body systems is a further open question that may benefit from approaches based on restricting the action of the Hamiltonian to a subspace [31].

The emphasis here has been on the cancellation of undesired Hamiltonian terms, but other applications of the proposed Hamiltonian engineering are possible. For example, to optimize variables or robustness versus noise [59, 60], transient energy, and other relevant variables [9]. Finally, the formalism proposed may be extended to open systems governed by dynamical equations formulated by closed Lie algebras [61–64].

Acknowledgments

We are grateful to K. Takahashi and R. Kosloff for stimulating discussions. We acknowledge funding by Grants No. IT472-10 and No. FIS2009-12773-C02-01, and the UPV/EHU Program UFI 11/55. E. T. is supported by the Basque Government postdoctoral program. S. M.-G. acknowledges a UPV/EHU fellowship.

Appendix A: Gauss elimination

A way to solve the system (11) for $|\mathbf{h}(t)\rangle$ is to use Gauss elimination. We consider explicitly the SU(2) group. The

augmented matrix associated with the system in Eq. (27) is

$$\begin{pmatrix} -f_3 & 0 & f_1 & \hbar\dot{f}_2 \\ 0 & f_3 & -f_2 & \hbar\dot{f}_1 \\ f_2 & -f_1 & 0 & \hbar\dot{f}_3 \end{pmatrix}. \quad (\text{A1})$$

The essence of the method is to reduce the system to an equivalent one with the same solutions applying elementary operations. These are the multiplication of a row by a non-zero scalar, the interchange of columns or rows, and the addition to a row of the multiple of a different one. In a first step (f_2/f_3) times the first row is added to the third one

$$\begin{pmatrix} -f_3 & 0 & f_1 & \hbar\dot{f}_2 \\ 0 & f_3 & -f_2 & \hbar\dot{f}_1 \\ 0 & -f_1 & \frac{f_1 f_2}{f_3} & \frac{\hbar f_2 \dot{f}_2}{f_3} + \hbar\dot{f}_3 \end{pmatrix}. \quad (\text{A2})$$

Finally (f_1/f_3) times the second row is added to the third producing a lower triangular matrix,

$$\begin{pmatrix} -f_3 & 0 & f_1 & \hbar\dot{f}_2 \\ 0 & f_3 & -f_2 & \hbar\dot{f}_1 \\ 0 & 0 & 0 & \frac{\hbar(f_1 \dot{f}_1 + f_2 \dot{f}_2 + f_3 \dot{f}_3)}{f_3} \end{pmatrix}. \quad (\text{A3})$$

This system is compatible and has infinite solutions if $f_1 \dot{f}_1 + f_2 \dot{f}_2 + f_3 \dot{f}_3 = 0$ or, equivalently, $f_1^2 + f_2^2 + f_3^2 = c_1$. The solutions satisfy

$$\begin{aligned} \hbar\dot{f}_1 &= f_3 h_2 - f_2 h_3, \\ \hbar\dot{f}_2 &= -f_3 h_1 + f_1 h_3, \end{aligned} \quad (\text{A4})$$

from which Eq. (37) follows.

-
- [1] X. Chen, A. Ruschhaupt, S. Schmidt, A. del Campo, D. Guéry-Odelin and J. G. Muga, Phys. Rev. Lett. **104**, 063002 (2010).
[2] D. Stefanatos, J. Ruths and J.-S. Li, Phys. Rev. A **82**, 063422 (2010).
[3] J. F. Schaff, P. Capuzzi, G. Labeyrie, and P. Vignolo, New. J. Phys. **13**, 113017 (2011).
[4] E. Torrontegui, X. Chen, M. Modugno, A. Ruschhaupt, Guéry-Odelin, and J. G. Muga, Phys. Rev. A **85**, 033605 (2012).
[5] A. Couvert, T. Kawalec, G. Reinaudi, and D. Guéry-Odelin, Eur. Phys. Lett. **83**, 13001 (2008).
[6] M. Murphy, L. Jiang, N. Khaneja, and T. Calarco, Phys. Rev. A **79**, 020301(R) (2009).
[7] E. Torrontegui, S. Ibáñez, X. Chen, A. Ruschhaupt, D. Guéry-Odelin and J. G. Muga, Phys. Rev. A **83**, 013415 (2011).
[8] E. Torrontegui, X. Chen, M. Modugno, S. Schmidt, A. Ruschhaupt and J. G. Muga, New J. Phys. **14**, 013031 (2012).
[9] X. Chen, E. Torrontegui, D. Stefanatos, J. -S. Li and J. G. Muga, Phys. Rev. A **84**, 043415 (2011).
[10] M. Palmero, E. Torrontegui, D. Guéry-Odelin, and J. G. Muga, Phys. Rev. A **88**, 053423 (2013).
[11] M. Demirplak and S. A. Rice, J. Phys. Chem. **107**, 9937 (2003).

- [12] M. Demirplak and S. A. Rice, *J. Phys. Chem. B* **109**, 6838 (2005).
- [13] M. Demirplak and S. A. Rice, *J. Chem. Phys.* **129**, 154111 (2008).
- [14] M. V. Berry, *J. Phys. A* **42** 365303 (2009).
- [15] X. Chen, I. Lizuain, A. Ruschhaupt, D. Guéry-Odelin, and J. G. Muga, *Phys. Rev. A* **105**, 123003 (2010).
- [16] M. G. Bason, M. Viteau, N. Malossi, P. Huillery, E. Arimondo, D. Ciampini, R. Fazio, V. Giovannetti, R. Man- nella and O. Morsch, *Nature Phys.* **8**, 147 (2012).
- [17] S. Ibáñez, S. Martínez-Garaot, X. Chen, E. Torrontegui, and J. G. Muga, *Phys. Rev. A* **84**, 023415 (2011).
- [18] Y. Ban, X. Chen, E. Y. Sherman, and J. G. Muga, *Phys. Rev. Lett* **109**, 206602 (2012).
- [19] U. Hohenester, P. K. Rekdal, A. Borzi, and J. Schmied- mayer, *Phys. Rev. A* **75**, 023602 (2007).
- [20] J. Grond, J. Schmiedmayer, and U. Hohenester, *Phys. Rev. A* **79**, 021603 (2009).
- [21] J. Grond, G. von Winckel, J. Schmiedmayer, and U. Ho- henester, *Phys. Rev. A* **80**, 053625 (2009).
- [22] S. Masuda and K. Nakamura, *Proc. R. Soc. A* **466**, 1135 (2010).
- [23] E. Torrontegui, S. Martínez-Garaot, A. Ruschhaupt, and J. G. Muga, *Phys. Rev. A* **86**, 013601 (2012).
- [24] E. Torrontegui, S. Martínez-Garaot, M. Modugno, X. Chen, and J. G. Muga, *Phys. Rev. A* **87**, 033630 (2013).
- [25] S. Martínez-Garaot, E. Torrontegui, X. Chen, M. Mod- uugno, D. Guéry-Odelin, S. Y. Tseng, and J. G. Muga, *Phys. Rev. Lett.* **111**, 213001 (2013).
- [26] A. del Campo, *Phys. Rev. A* **84**, 031606(R) (2011).
- [27] A. del Campo and M. G. Boshier, *Nature Scientific Re- port* **2** 648, (2012).
- [28] B. Juliá-Díaz, E. Torrontegui, J. Martorell, J. G. Muga, and A. Polls, *Phys. Rev. A* **86**, 06363 (2012).
- [29] A. Yuste, B. Juliá-Díaz, E. Torrontegui, J. Martorell, J. G. Muga, and A. Polls, *Phys. Rev. A* **88**, 043647 (2013).
- [30] A. del Campo, M. M. Rams, and W. H. Zurek, *Phys. Rev. Lett.* **109**, 115703 (2012).
- [31] K. Takahashi, *Phys. Rev. E* **87**, 062117 (2013).
- [32] S.-Y. Tseng and X. Chen, *Optics Letters* **37**, 5118 (2012).
- [33] S. Choi, R. Onofrio, B. Sundaram, *Phys. Rev. A* **84**, 051601(R) (2011).
- [34] S. Choi, R. Onofrio, B. Sundaram, *Phys. Rev. A* **86**, 043436 (2012).
- [35] Y. Li, L. A. Wu, Z. D. Wang, *Phys. Rev. A* **83**, 043804 (2011).
- [36] P. Salamon, K. H. Hoffmann K H, Y. Rezek and R. Kosloff, *Phys. Chem. Chem. Phys.* **11**, 1027 (2009).
- [37] X. Chen and J. G. Muga, *Phys. Rev. A* **82**, 053403 (2010).
- [38] K. H. Hoffmann, P. Salamon, Y. Rezek and R. Kosloff, *EPL* **96**, 60015 (2011).
- [39] A. del Campo, J. Goold, and M. Paternostro, *arXiv:1305.3223* (2013).
- [40] E. Torrontegui, S. Ibáñez, S. Martínez-Garaot, M. Mod- uugno, A. del Campo, D. Guéry-Odelin, A. Ruschhaupt, X. Chen, and J. G. Muga, *Adv. At. Mol. Opt. Phys.* **62**, 117 (2013).
- [41] S. Ibáñez, X. Chen, E. Torrontegui, J. G. Muga, and A. Ruschhaupt, *Phys. Rev. Lett* **109**, 100403 (2012).
- [42] K. Takahashi, *J. Phys. A: Math. Theor.* **46** 315304 (2013).
- [43] J. G. Muga, X. Chen, S. Ibañez, I. Lizuain and A. Ruschhaupt *Journal of Physics B: At. Mol. Opt. Phys.* **43** 085509 (2010).
- [44] H. R. Lewis and W. B. Riesenfeld, *J. Math. Phys.* **10** , 1458 (1969).
- [45] R. S. Kaushal and H. J. Korsch, *J. Math. Phys.* **22**, 1904 (1981).
- [46] R. S. Kausal and S. C. Misra, *J. of Math. Phys.* **34**, 5843 (1993).
- [47] R. S. Kaushal and D. Parashar, *Phys. Rev. A* **55**, 2610 (1997).
- [48] D. B. Monteoliva, H. J. Korsch, and J. A. Núez, *J. Phys. A: Math. Gen.* **27**, 6897 (1994).
- [49] X. Chen, E. Torrontegui, and J. G. Muga, *Phys. Rev. A* **83**, 062116 (2011).
- [50] M. Maamache, *Phys. Rev. A* **52**, 936 (1995).
- [51] J. G. Muga, J. P. Palao, B. Navarro, and I. L. Egusquiza, *Phys. Rep.* **395**, 357 (2004).
- [52] M. A. H. MacCallum in “On Einstein’s Path” (1999, Springer, New York) p. 299.
- [53] T. Opatrny and K. Mølmer, *New J. Phys.* **16**, 015025 (2014).
- [54] M. P. A. Fisher, P. B. Weichman, G. Grinstein, and D. S. Fisher, *Phys. Rev. B* **40**, 546 (1989).
- [55] D. Jaksch, C. Bruder, J. I. Cirac, C. W. Gardiner, and P. Zoller, *Phys. Rev. Lett* **81**, 3108 (1998).
- [56] S. Martínez-Garaot, E. Torrontegui, X. Chen, and J. G. Muga, in preparation
- [57] F. Boldt, J. D. Nulton, B. Andresen, P. Salamon, and K. H. Hoffmann, *Phys. Rev. A* **87**, 022116 (2013).
- [58] D. D’Alessandro, *Introduction to quantum control and dynamics* (Chapman & Hall/CRC, Taylor & Francis Group, 2008).
- [59] A. Ruschhaupt, Xi Chen, D. Alonso and J. G. Muga, *New J. Phys.* **14**, 093040 (2012).
- [60] X.-J. Lu, X. Chen, A. Ruschhaupt, D. Alonso, S. Guérin, and J. G. Muga, *Phys. Rev. A* **88**, 033406 (2013).
- [61] Y. Rezek and R. Kosloff, *New J. Phys.* **8**, 83 (2006).
- [62] E. Torrontegui and R. Kosloff, *Phys. Rev. E* **88**, 032103 (2013).
- [63] R. Kosloff and T. Feldmann, *Phys. Rev. E* **82**, 011134 (2010).
- [64] A. Levy and R. Kosloff, *Phys. Rev. Lett.* **108**, 070604 (2012).