

# SPOTS: The Search for Planets Orbiting Two Stars

## II. First constraints on the frequency of sub-stellar companions on wide circumbinary orbits

M. Bonavita<sup>1,2</sup>, S. Desidera<sup>2</sup>, C. Thalmann<sup>3</sup>, M. Janson<sup>4</sup>, A. Vigan<sup>5</sup>, G. Chauvin<sup>6</sup>, and J. Lannier<sup>6</sup>

<sup>1</sup> Institute for Astronomy, The University of Edinburgh, Royal Observatory, Blackford Hill, Edinburgh, EH9 3HJ, U.K.

<sup>2</sup> INAF – Osservatorio Astronomico di Padova, Vicolo dell’Osservatorio 5, I-35122, Padova, Italy

<sup>3</sup> Institute for Astronomy, ETH Zurich, Wolfgang-Pauli Strasse 27, 8093 Zurich, Switzerland

<sup>4</sup> Department of Astronomy, Stockholm University, AlbaNova University Center, 106 91 Stockholm, Sweden

<sup>5</sup> Aix Marseille Université, CNRS, LAM (Laboratoire d’Astrophysique de Marseille) UMR 7326, 13388, Marseille, France

<sup>6</sup> Institut de Planétologie et d’Astrophysique de Grenoble, UJF, CNRS, 414 rue de la piscine, 38400 Saint Martin d’Hères, France

Received / Accepted

### ABSTRACT

A large number of direct imaging surveys for exoplanets have been performed in recent years, yielding the first directly imaged planets and providing constraints on the prevalence and distribution of wide planetary systems. However, like most of the radial velocity ones, these surveys generally focus on single stars, hence binaries and higher-order multiples have not been studied to the same level of scrutiny. This motivated the SPOTS (Search for Planets Orbiting Two Stars) survey, which is an ongoing direct imaging study of a large sample of close binaries, started with VLT/NACO and now continuing with VLT/SPHERE. To complement this survey, we have identified the close binary targets in 24 published direct imaging surveys. Here we present our statistical analysis of this combined body of data. We analysed a sample of 117 tight binary systems, using a combined Monte Carlo and Bayesian approach to derive the expected values of the frequency of companions, for different values of the companion’s semi-major axis. Our analysis suggest that the frequency of sub-stellar companions in wide orbit is moderately low ( $\lesssim 13\%$  with a best value of 6% at 95% confidence level) and not significantly different between single stars and tight binaries. One implication of this result is that the very high frequency of circumbinary planets in wide orbits around post-common envelope binaries, implied by eclipse timing (up to 90% according to Zorotovic & Schreiber 2013), can not be uniquely due to planets formed before the common-envelope phase (first generation planets), supporting instead the second generation planet formation or a non-Keplerian origin of the timing variations.

**Key words.** Planetary systems - (Stars:) binaries: visual - (Stars:) binaries: spectroscopic

### 1. Introduction

In the past decade, an increasing amount of effort has been spent on studying the formation and evolution of planets in the environment of binary host star systems (see e.g. the book “Planets in Binaries”, Haghighipour 2010). More than one hundred planets have been found in binary systems to date<sup>1</sup>. Most of these discoveries have been made with indirect detection methods such as Doppler spectroscopy or transit photometry methods, which are heavily biased towards planets with short orbital periods and, therefore, favour circumstellar (‘s-type’) configurations around individual components of wide binary systems. Despite this bias, about 20 of these planets have been found in circumbinary (‘p-type’) orbits encompassing tight binary systems, hinting at the existence of an extensive unseen population of circumbinary planets.

Direct imaging, on the other hand, is a powerful planet detection technique particularly well suited to planets on wide orbits, which complements the limited parameter space of the indirect detection methods. A number of direct imaging surveys have been published to date (e.g., Lafrenière et al. 2007; Vigan et al. 2012; Janson et al. 2013a; Biller et al. 2013;

Rameau et al. 2013b; Daemgen et al. 2015), which have resulted in the discovery of several planets (e.g. Marois et al. 2010; Lagrange et al. 2010; Kuzuhara et al. 2013; Carson et al. 2013; Rameau et al. 2013a) and brown-dwarf companions (e.g. Thalmann et al. 2009; Biller et al. 2010; Bonavita et al. 2014). Such surveys typically reject binary systems from their target sample. Although many previously unknown tight systems were still included in their target lists, the population of wide-orbit planets in such systems still remains largely unexplored.

To address this, the SPOTS project (Search for Planets Orbiting Two Stars; (Thalmann et al. 2014, hereafter Paper I) is conducting the first dedicated direct imaging survey for circumbinary planets. Our long-term goal is to observe a large sample of young nearby tight binary systems with the VLT NaCo, VLT SPHERE, and LBT/LMIRCAM facilities. The NaCo-based first stage of the survey, which comprises 27 targets, completed its exploratory observations in 2013 (Paper I) and the follow-up observations to confirm the physical association of planet candidates is in progress. Additional close binary targets are being observed with the newly installed direct imaging instrument SPHERE (Beuzit et al. 2010) and with LMIRCAM at LBT in the context of the LEECH project (Skemer et al. 2014), increasing the sensitivity to planetary companions at close separation. Although the survey is not yet completed, it has already yielded

<sup>1</sup> exoplanets.org database (Wright et al. 2011), www.exoplanets.eu (Schneider et al. 2011)

a first discovery: the sharp highly asymmetric features in the circumbinary protoplanetary disk around Ak Sco imaged with SPHERE (Janson et al. 2016).

A discussion of the survey’s scientific background, observational strategy, and first results is presented in Paper I. The scientific justification can be summarised in the following four main points:

- Theoretical and observational evidence suggests that circumbinary planets constitute a significant fraction of the overall planet population, and therefore merit exploration.
- With appropriate target selection, the host binarity has no detrimental effects on observation and data reduction. The detectability of planets around a tight binary may in fact be superior to that around a single star of equal system brightness, since the greater total system mass is expected to correlate with a greater amount of planet-forming material.
- Dynamic interactions with the host binary can launch circumbinary planets that formed or migrated close to the system centre onto wide orbits, where they are more easily imaged.
- Measuring differences in the planet demographics between circumbinary and single-star target samples may bring new insights into the physics of planet formation and evolution that would be inaccessible to surveys of single stars only.

Details and references for these claims are listed in Thalmann et al. (2014).

Here, we present a statistical analysis of the combined body of existing high-contrast imaging constraints on circumbinary planets to complement our ongoing survey. Indeed, while several of the available surveys intended to avoid binaries, or at least close visual binaries, the census of stellar multiplicity was highly incomplete at the time of the execution of the observations. The direct imaging surveys provided themselves the best census of close visual binaries, with each survey contributing typically with several new discoveries.

For this purpose, we searched the target lists of 23 published direct imaging surveys, looking for tight binaries, collected their contrast curves, and compared them to synthetic circumbinary planet populations using the QMESS code (Bonavita et al. 2013). The target sample is presented in Section 2, the stellar and binary properties in Section 3 and the statistical analysis is described in Section 4. Finally the results are summarised and discussed in Section 5.

## 2. Target samples

### 2.1. The circumbinary sample

Our initial sample was built merging the target lists of the several recent deep imaging surveys with sensitivity adequate for detection of giant planets. Among these are some of the largest deep imaging surveys performed to date, such as the VLT/NaCo large program by Chauvin et al. (2015) (NLP), the PALMS (Planets around Low-mass Stars) survey (Bowler et al. 2015), the SEEDS (Strategic Exploration of Exoplanets and Disk with Subaru) survey (Brandt et al. 2014a; Janson et al. 2013a, B13 and J13, respectively) and the Gemini NICI Planet-Finding Campaign (Nielsen et al. 2013; Biller et al. 2013, N13 and BN13, respectively). The main characteristics of all the surveys considered in this paper are reported in Table 1. To these, we added also the low-mass spectroscopic binary CHXR 74, which orbit has been constrained by Joergens et al. (2012) (JJ12).

We also included some target from a HST/NICMOS survey of 116 young ( $< 30$  Myrs) nearby ( $< 60$  pc) stars (Song et al. private communication, see also Song et al. 2006). Each target was observed at two spacecraft roll angles in successive HST orbits. After standard cosmetics correction, the two roll angle images were recentered and subtracted to suppress the stellar Light contribution. Additional Fourier filtering was applied to remove PSF low-spatial frequencies to search for faint point-like sources in the star vicinity. Detection limits and maps were derived using a 5x5 pixels sliding box over the whole image and flux calibrated considering the standard NICMOS photometric calibration in the F160W observing filters (please refer to: <http://www.stsci.edu/hst/nicmos/performance/photometry>)

For all the targets an extensive search for multiplicity was performed in binary catalogues such as the Hipparcos and Tycho Catalogues (Perryman & ESA 1997), the Catalogue of the Components of Double and Multiple Stars (CCDM Dommanget & Nys 2002), the Washington Visual Double Star Catalogue (WDS Worley & Douglass 1997), the 9th catalogue of spectroscopic orbits (SB9 Pourbaix et al. 2004), the SACY database (Torres et al. 2006), the Geneva-Copenhagen survey (Nordström et al. 2004). We also considered the literature on individual targets as well as from the direct imaging surveys themselves, which resolved for the first time a number of pairs, making the input papers the best sources to be used to identify close visual binaries. Ambiguous cases such as candidate binaries with astrometric accelerations only or with position above sequence of coeval stars in colour-magnitude diagram are not included in our sample of binaries. We also note that several of the targets of imaging surveys are lacking radial velocity monitoring, thus the census of spectroscopic binaries is likely incomplete.

When searching for circumbinary planet hosts in such samples, one must take into account that most of these surveys includes severe selection biases against binary targets. Most surveys in fact excluded known binaries with separations smaller than 2 arcsecs. Nevertheless, a significant number of binary and multiple targets are found in this surveys, not being known at the time of the target list compilation, or resolved for the first time during the searches themselves.

Of course, wide binaries are not suited to a search for circumbinary planets. We fixed as a limit for our investigation the systems for which the inner limit of dynamical stability for circumbinary planets (see Sect. 3.2 for definition and determination) is smaller than 50 au. This limit roughly corresponds to the expected truncation limit of the circumbinary disk. The adopted limit is significantly larger than the dynamical stability limits for the circumbinary systems discovered by Kepler but it can be considered as conservative when looking at the properties of some binaries hosting well-studied circumbinary disks such as GG Tau A ( $a \sim 60$  au, Köhler 2011) and SR24N ( $a \sim 32$  au, Andrews & Williams 2005).

Therefore, while the adopted limit is somewhat arbitrary, it appears reasonable for the identification of a sample of systems for which the presence of circumbinary planets is possible and worth to be explored.

With such selection criteria, a total of 139 targets were selected. Taking into account the overlap between the various surveys considered, our final sample for the search for circumbinary planets (hereafter CBIN sample) includes 117 unique systems.

The stellar and binary parameters of the stars in the CBIN sample are derived following the prescriptions described in Sec. 3 and are listed in Table 2.

It is interesting for the purposes of our statistical analysis and for comparison with other results (e.g., from Kepler space mis-

Table 1: Characteristics of the surveys considered to build the circumbinary (CBIN) sample.

Source	Instrument	Technique <sup>1</sup>	Filter	$N_{Srv}^2$	$N_{CBIN}^3$	Reference
L05	HST/NICMOS	COR	H(1.4-1.8)	45	6	Lowrance et al. (2005)
B06	VLT/NACO	COR	$K_S/H$	17	3	Brandeker et al. (2006)
B07	VLT-NACO/MMT	SDI	H	45	7	Biller et al. (2007)
K07	VLT/NACO	DI	L	22	4	Kasper et al. (2007)
GDPS	GEMINI/NIRI	SDI	H	85	8	Lafrenière et al. (2007)
CH10	VLT/NACO	COR	H/ $K_S$	91	9	Chauvin et al. (2010)
H10	Clio/MMT	ADI	L'/M	54	3	Heinze et al. (2010)
JB11	GEMINI/NIRI	ADI	K/H	18	3	Janson et al. (2011)
JJ12	VLT/NACO	DI	$K_S$	1	1	Joergens et al. (2012)
V12	VLT/NACO, NIRI	ADI	$K_S/H'/CH4$	42	3	Vigan et al. (2012)
R13	VLT/NACO	ADI	L'	59	3	Rameau et al. (2013b)
B13	SUBARU/HiCiao	DI/ADI/PDI	H	63	6	Brandt et al. (2014a)
J13	SUBARU/HiCiao	ADI	H	50	4	Janson et al. (2013a)
Y13	SUBARU/HiCiao	ADI	H/ $K_S$	20	3	Yamamoto et al. (2013)
N13	GEMINI/NICI	ADI/ASDI	H	70	4	Nielsen et al. (2013)
BN13	GEMINI/NICI	ADI/ASDI	H	80	4	Biller et al. (2013)
JL13	GEMINI/NICI	DI/ADI	$K_S$	138	5	Janson et al. (2013b)
L14	GEMINI/NIRI	DI/ADI	$K_S$	91	18	Lafrenière et al. (2014)
SONG	HST	ADI	H	116	14	Song et al. priv. comm.
M14	VLT/NACO	ASDI	H	16	1	Maire et al. (2014)
NLP	VLT/NACO	DI/ADI	H	110	8	Chauvin et al. (2015)
D15	GEMINI/NIRI	DI	$K_S$	64	4	Daemgen et al. (2015)
B15	SUBARU/HiCIAO	DI/ADI	$K_S$	31	5	Bowler et al. (2015)
	KECK/NIRC2/N	DI/ADI	H	59	3	
L15	VLT/NACO	ADI	L'	58	10	Lannier et al. 2016 (submitted)

<sup>1</sup>Techniques: **COR** = Coronagraphy; **SDI** = Spectral Differential Imaging; **DI** = Direct Imaging; **ADI** = Angular Differential Imaging; **PDI** = Polarized Differential Imaging; **ASDI** = Angular and Spectral Differential Imaging.

<sup>2</sup>Total number of targets included in the original survey; <sup>3</sup>Number of stars considered in our study.

sion) to obtain an ensemble view of the properties of the sample. To this aim, Fig. 1 shows histograms and plots of several relevant parameters, derived as described in Sec. 3.1. As expected, the sample is dominated by young stars, with median age  $\sim 50$  Myr. Nevertheless, several old stars are present, mostly tidally-locked binaries originally classified as young due to their high activity levels. The median distance of the systems is 45 pc, with a significant number of objects (25%) at distances larger than 100 pc, mostly members of Sco-Cen groups. The total system mass lies between 0.22 to 20.8  $M_{\odot}$ , with a median value of 1.34  $M_{\odot}$ . The distribution of critical semi-major axis has a median value of 10 au, with 48 % of systems with  $a_{crit} < 10$  au. Binaries at larger  $a_{crit}$  are under-represented in the sample with respect to unbiased samples due to the exclusion of previously known close visual binaries in most of the imaging surveys. The mass ratio distribution is fairly uniform, with a median value of 0.61.

## 2.2. The control sample

In order to ensure a consistent comparison of our results with those obtained for single stars, we carried an independent analysis of the sample described by Brandt et al. (2014b). All the binaries used for our analysis were removed from the sample, together with those targets for which the detection limits were not available. We also removed from the comparison sample the stars with stellar companions within 100 au. As suggested by Bonavita & Desidera (2007) and, more recently by Duchêne (2010), systems with separation  $> 100$  au are in fact indistinguishable from single stars as far as the initial conditions and end

product of planet formation are concerned. With these assumptions, the final control sample (hereafter SS sample) includes 205 stars.

## 3. CBIN sample properties

The CBIN sample is quite heterogeneous in terms of stellar and binary properties, as expected considering the original selection criteria in the parent surveys, which are focused in some cases of specific types of stars (low mass stars, early type stars, specific young moving groups), the presence or not of biases against specific types of binaries, etc. In this section, we present our determination of stellar and binary parameters for the systems included in our sample.

### 3.1. Stellar parameters

#### 3.1.1. Stellar Ages

Even if their evolution is not completely understood (see Fortney et al. 2008), giant planets are in fact thought to be more luminous at young ages, their luminosity fading with time, as they cool down (see Baraffe et al. 2003; Marley et al. 2007). Thus, observing younger targets increases the probability to find smaller companions by raising the planet/mass contrast, especially in the IR domain. Therefore, most of the original target lists for the surveys we considered were assembled on the basis of the young ages.

In the past few years, significant efforts were devoted to the identification of nearby young stars and to the determination of their basic parameters. However, the determination of stellar age is still a challenging task (Soderblom et al. 2014) and stellar multiplicity represent an additional source of complications due to blending of the spectral features and lack of spatially resolved fluxes for most of the systems studied in the present paper. Furthermore, in very close binaries the components are tidally locked and so they have a short rotation period, thus mimicking some of the characteristics of young stars, such as high levels of chromospheric and coronal activity. There are also claims that Lithium abundance, another widely used age indicator, is altered in tidally-locked binaries (Pallavicini et al. 1992b).

There are several cases of stars included in the direct imaging surveys being classified as young thanks to their high level of chromospheric and coronal activity but the subsequent identification of their nature as close spectroscopic binaries suggest that these are due to tidal locking and not to young age. In these cases, the determination of the stellar ages is very critical, especially when the lack of orbital solution prevents the study of the system kinematic. In some cases, we conservatively adopt an age of 4 Gyr, given the lack of specific constraints on stellar age. In some other cases, multiplicity was not known or in any case not taken into account in the derivation of stellar properties, resulting in biased parameters (e.g., photometric distances and then kinematic parameters).

In general, we followed the procedures described in Desidera et al. (2015) to derive stellar ages. For field stars, stellar ages were obtained from a variety of age indicators (lithium, chromospheric emission, coronal emission, rotation period, kinematic, isochrone fitting), exploiting measurements and age calibrations published after the original papers presenting the direct imaging surveys. For this reason, in several cases the system ages adopted in this work differ from those of the original papers. For close binary systems evolved through mass exchanges phase, ages and individual masses were taken from papers dedicated to the study of these objects.

Age is easier to determine in young associations, because a variety of stellar dating techniques can be used for stars of different masses (stellar models for low-mass stars and massive evolved stars, lithium, etc.) or for the association as a whole (kinematic age derived from relative velocities and position of the members).

The membership of the targets to various young associations and clusters was taken from several literature sources (Zuckerman & Song 2004; Torres et al. 2008; Zuckerman et al. 2011; Malo et al. 2013) and on studies of individual objects. Following the most recent results published in the literature in the last year, the ages of several young moving groups were revised with respect to those adopted in Desidera et al. (2015) and in Paper I. For  $\beta$  Pic, Tuc-Hor, Columba, AB Dor, TW Hya associations and  $\eta$  Cha open cluster we adopt the ages from Bell et al. (2015). For Argus-IC 2391, we adopt the Li-depletion boundary age by Barrado y Navascués et al. (2004), considering the ambiguities in the isochrone fitting discussed in Bell et al. (2015). For Sco-Cen groups, we adopt the ages from Pecaú et al. (2012), as already done in Desidera et al. (2015). They are based on the same technique employed in Bell et al. (2015), even if there are differences in some details of the isochrone fitting procedure. The resulting age ranking is also consistent with the result that the Lower Crux Centaurus group (LCC) is younger than  $\beta$  Pic moving group (MG) members, as found by Song et al. (2012) from Li EW. To be consistent with the upward revision of ages of most moving groups, we also revise the age of the Carina-

Near moving group to 250 Myr. This is consistent with the recent gyro-chronology age of the nearly coeval Her-Lyr association Eisenbeiss et al. (2013), although we do not have targets from this last group in our list. For Pleiades and Hyades open clusters we adopt 125 and 625 Myr, respectively. For Castor and Ursa Major moving groups we adopt 320 and 500 Myr, respectively.

Details of the age indicators and membership to groups for individual targets are provided in Appendix A. The ages of moving groups as described above were also adopted for the members included in the comparison sample of single stars considered in the statistical analysis in Sec. 4.4

### 3.1.2. Stellar Distances

Trigonometric distance from Hipparcos New Reduction (Van Leeuwen 2007) or other individual sources were adopted when available. For other members of groups Torres et al. (2008) photometric+kinematic distances were adopted. For members of Upper-Scorpius without trigonometric parallax, a distance of 145 pc is adopted. For field stars without trigonometric parallax, photometric distances were derived using empirical sequences for different ages determined from members of moving groups, as described in Desidera et al. (2015).

### 3.1.3. Stellar masses

Stellar masses were derived in most cases through stellar models for the adopted ages. In some case individual dynamical masses or mass ratio are available from orbital solution and we took into account this information. For the spectroscopic binaries for which only minimum mass of the companion is available from the orbital solution, we adopt this value to derive the critical semi-major axis for dynamical stability see Sect. 3.2). For the spectroscopic binaries for which minimum mass is not available (e.g. only indication for short period RV variations without orbital solution), we adopt a mass equal to half of that of the primary for the computation of the dynamical stability limit. Fig. 1C and 1D show the histograms of the total mass ( $M_A + M_B$ ) and of the mass ratio ( $q = M_B/M_A$ ), respectively, for the systems in the CBIN sample. Note that for the few systems where the secondary is a tight pair (see Sec.3.2.1 and Tab. 3 for details) the total mass of the two components was considered, thus resulting in a value of  $q > 1$ .

## 3.2. Binary parameters

The properties of the systems included in the CBIN sample are listed in Table 2. References and details on individual systems are provided in Appendix A. When the complete orbital solution is known, semi-major axis and eccentricity are listed. For systems for which no reliable semi major axis was available, we made the estimation that  $a(\text{au}) \sim \rho(\text{arcsec})d(\text{pc})$ . This relies on the assumption of a flat eccentricity distribution, based on the results of Raghavan et al. (2010).

For spectroscopic binaries the masses as described in Sect. 3.1.3 were adopted.

Tab. 2 also reports the values of the critical semi-major axis for dynamical stability ( $a_{\text{crit}}$ ), calculated following the approach of Holman & Wiegert (1999), For the circumbinary case this in-

ner limit for the stability is given by:

$$a_{crit} = a_{CB} = (1.60 + 4.12 \mu + 5.10 e_b) a_b + (-4.27 \mu e_b - 5.09 \mu^2) a_b + (-2.22 e_b^2 + 4.61 e_b^2 \mu^2) a_b. \quad (1)$$

In the equation we assume  $\mu = \frac{M_B}{M_A + M_B}$ , where  $M_A$  is the mass of the primary star,  $M_B$  the mass of the secondary and  $a_{bin}$  and  $e_{bin}$  are the semi major axis and the eccentricity of the binary orbit. In agreement with the assumption used for the semi-major axis calculation, an eccentricity value of 0.5 was adopted for the systems for which no information on the orbit was available.

We choose  $a_{crit}$  as a reference value because it is a physical quantity that better represents the dynamical effects due to a companion on planet formation and stability, including both the orbital parameters and mass ratio. Only planets outside the  $a_{crit}$  limit for circumbinary planets were considered in the statistical analysis.

### 3.2.1. Higher order systems

There are several cases among our targets showing higher order multiplicity. Five systems (Algol, TWA5, BS Ind, V815 Her and HIP 78977) are tight triple systems with an inner pair with period shorter than 5 days and an external component with semi-major axis smaller than 3 au. In these cases, the direct imaging data would be able to detect planets around the three components. The critical semi-major axis for circumbinary planets was derived in these cases considering the sum of the masses of the inner pair, the mass of the outer component and the outer orbital parameters.

There are also several cases of hierarchical systems with an additional component at wide separation (Table 3). In these cases, we considered the dynamical effects on possible circumbinary planets considering the tight binary as a single star with a mass resulting from the sum of the individual components. The limit for the presence of circumbinary planets due the outer companion(s) is therefore derived using the equation by Holman & Wiegert (1999) for circumstellar planets:

$$a_{crit} = a_{CS} = (0.464 - 0.38 \mu + 0.361 e_b) a_b + (0.586 \mu e_b + 0.150 e_b^2) a_b + (-0.198 \mu e_b^2) a_b. \quad (2)$$

For the 31 systems listed in Tab. 3 this outer stability limit is smaller than the maximum value considered for the planetary semi-major axis (1000 au). Therefore for these targets both the inner and outer limit for the stability have been considered for the statistical analysis (Sect. 4.3).

The few cases of compact triple systems for which the stability limit due to the presence of the outer component is smaller than the limit for circumbinary planets around the central pair were removed from the sample.

## 4. Statistical analysis

### 4.1. Statistical formalism

For our statistical analysis we used a Bayesian approach described in Lafrenière et al. (2007) and in a similar way to what has been done by Vigan et al. (2012) and Brandt et al. (2014b).

Our goal is to link the fraction  $f$  of the  $N$  systems in our sample hosting at least one companion of mass and semi-major axis in the interval  $[m_{min}, m_{max}] \cap [a_{min}, a_{max}]$  with the probability  $p$  that such companion would be detected from our observations.

The likelihood of the data given  $f$  is

$$L(\{d_j\}|f) = \prod_{j=1}^N (1 - fp_j)^{1-d_j} \cdot (fp_j)^{d_j} \quad (3)$$

where  $(fp_j)$  is the probability of detecting a companion around the  $j$ th star,  $(1 - fp_j)$  is the probability of non detection and  $\{d_j\}$  denotes the detections made by the observations, such that  $d_j$  equals 1 if at least one companion is detected around star  $j$  and 0 otherwise.

As we have no a priori knowledge of the wide-orbit massive planet frequency, we adopt a *maximum ignorance* prior,  $p(f) = 1$ . From this prior and the likelihood defined as in Eq. 3 we can use Bayes' theorem to obtain the probability that the fraction of stars having at least one companion is  $f$ , given our observations  $\{d_j\}$ , or posterior distribution:

$$p(f|\{d_j\}) = \frac{L(\{d_j\}|f) \cdot p(f)}{\int_0^1 L(\{d_j\}|f) \cdot p(f) df}, \quad (4)$$

For a given confidence level  $CL = \alpha$  we can then use this posterior distribution  $p(f|\{d_j\})$  to determine a confidence interval (CI) for  $f$  as follows:

$$\alpha = \int_{f_{min}}^{f_{max}} p(f|\{d_j\}) df, \quad (5)$$

the boundaries of this CI being the minimal ( $f_{min}$ ) and maximal ( $f_{max}$ ) values of  $f$  compatible with our observations.

In case of a null result, clearly  $f_{min} = 0$  and the only result of the such analysis would be a constraint on  $f_{max}$ .

For a case, like ours, where there are some detections, an equal-tail CI can be assumed, and for a given value of  $\alpha$ ,  $f_{min}$  and  $f_{max}$  can be obtained by numerically solving the following equations (see Lafrenière et al. 2007):

$$\frac{1 - \alpha}{2} = \int_{f_{max}}^1 p(f|\{d_j\}) df \quad (6)$$

$$\frac{1 - \alpha}{2} = \int_0^{f_{min}} p(f|\{d_j\}) df \quad (7)$$

### 4.2. Detection limits

For each of the targets in the CBIN sample, we collected the available information on the sensitivity in terms of star/planet contrast at a given angular distance from the star. Such detection limits were therefore used to define the discovery space of our search. Even if with many common points, the methods used for the evaluations of the limits are slightly different in the various surveys listed in Tab. 1, the main discriminant being the way in which the noise estimation is made.

Except for Lowrance et al. (2005), which uses a completely different approach, a Gaussian distribution is assumed for the noise, and a  $5 - 6\sigma$  level is set for the detection. This is particularly appropriate in case of the ADI data, since the LOCI processing leads to residuals whose distribution closely resembles a Gaussian (see e.g. Lafrenière et al. 2007).

Table 3: Additional wide companion around the close pairs in the CBIN sample.

# <sup>1</sup>	Star ID	$M_{Target}^2$ $M_{\odot}$	$M_{Outer}^3$ $M_{\odot}$	$\rho$ ( $''$ )	a (au)	e	$a_{CS}^4$ (au)	Notes
6	HIP 4967	0.88	1.22	25.6	765	–	81	
10	HIP 12413	2.63	0.40	23.8	947	–	159	
12	HIP 12638	1.19	0.80	14.57	662	–	87	
13	HIP 13081	1.16	0.16	20.0	493	–	83	
23	RX J0415.8+3100	1.16	0.62	0.95	190	–	26	
25	HIP 21482	1.03	0.67	126	2268	–	300	
26	GJ 3305	1.35	1.60	66.0	1942	–	217	
29	HIP 23296	1.79	0.09	9.17	455	–	82	
30	HIP 23418	0.41	0.25	1.37	34	–	4	
33	AB Dor AC	0.96	0.32	9.0	136	–	21	
34	AB Dor Bab	0.32	0.96	9.0	136	–	11	
38	HIP 35564	2.19	2.40	9.0	285	–	32	quintuple system
41	GJ 278 C	1.20	4.83	72	1073	–	82	Castor, sextuple system
43	HIP 39896 A	1.00	0.72	14	298	–	38	close pair of M dwarfs
44	HIP 39896 B	0.72	1.00	14	298	–	32	quadruple
52	HIP 49669	3.70	1.10	175	4165	–	644	quadruple
59	HD 102982	2.18	0.33	0.90	56	–	9	
71	HIP 72399	1.12	0.71	11.0	507	–	67	
75	HIP 76629	1.23	0.4	10.2	393	–	60	
83	1RXS J160210.1-2241.28	1.35	0.53	0.300	43	–	6	
90	HIP 79097	3.06	0.75	0.814	163	–	26	
93	HIP 79643 B	1.05	2.10	1.24	262	–	25	
95	HIP 84586	2.05	0.25	33	1038	–	178	
97	HIP 86346	1.23	0.30	19.6	590	–	94	
99	CD-64 1208 A	1.31	1.60	70	1998		222	
102	HIP 94863	1.46	0.26	9.4	394	–	65	
104	HIP 97255	~1.40	0.60	9.90	307	–	44	
105	2MASSJ19560294-3207186	0.30	0.55	26.0	1430	–	140	
110	HIP 105441	1.27	0.65	26.1	787	–	110	
113	HIP 108195	3.0	0.2	4.89	227	–	40	
116	PMM 366328 AB	1.82	0.56	24.0	1440	–	222	

<sup>1</sup>Reference number from Tab. 2; <sup>2</sup>Mass of the inner pair ( $M_A + M_B$  from Tab. 2); <sup>3</sup>Mass of the additional companion; <sup>4</sup>Outer limit for the stability, calculated using Eq. 2

Biller et al. (2013) report 95% completeness levels rather than  $5\sigma$  thresholds. We therefore used the method described by Brandt et al. (2014b) to convert them into a common framework with the values from the other studies.

In the case of the SONG HST survey, 2D detection maps were used.

The COND models (Allard et al. 2001; Baraffe et al. 2003) were used to convert the sensitivity curves into minimum mass limits for all the stars in the CBIN sample.

#### 4.3. Detection probability

In order to evaluate the detection probability ( $f_{p_j}$ ) for the targets in our sample, we used the QMESS code (Bonavita et al. 2013). The code uses the information on the target stars, together with the detection limits described in Sec. 4.2 to evaluate the probability of detection of companions with semi-major axis up to 1000 au and masses up to  $75 M_{Jup}$ . These values were chosen after a series of tests, aimed at constraining the best possible parameter space for our analysis, given the way our sample was constructed.

A dedicated version of the QMESS code was used for the target from the SONG HST survey, as 2D contrast maps were

provided instead of 1D contrast curves for this purpose (see Bonavita et al. 2012, for details).

In case several limits were available for the same star, separate runs were performed using each limit singularly. Then the final detection probability map was built by considering, for each grid point, the highest value among the full set. This is equivalent to assume that a planet is detected if it is so in at least one of the images.

The same kind of analysis was repeated for the targets in the control SS sample described in Sec. 2.2.

Fig. 2 shows the average detection probability map obtained considering all the stars in both the CBIN sample (left panel) and SS control sample (right panel).

#### 4.4. Derived companion frequency

Five of the 117 systems in the CBIN sample have reported detection of additional sub-stellar companions, two of which (HIP 59960b and 2MASS J01033563-5515561 AB b) below the deuterium burning limit. The SS control sample described in Sec. 2.2 includes 7 targets with confirmed sub-stellar companions, including the planetary-mass companions of  $\kappa$  And and AB Pic. The sub-stellar companions HN Peg B (Luhman et al.

2007) and MN UMa B (Kirkpatrick et al. 2001) are not included in the statistical analysis being at larger projected separation than the limits of the field of view of the imaging surveys considered here.

Table 4 summarises the characteristics of the detected companions in both the CBIN and the SS samples.

We used the approach described in Sec. 4.1 and the detection probability ( $f_{p_j}$ ) evaluated as in Sec. 4.3 to constraint the frequency  $f$  of sub-stellar companion in wide circumbinary orbits around the targets.

For a given value  $f$  of the fraction of stars having at least one companion in the chosen range of mass and semi-major axis, we inverted Eq. 5 to estimate its probability  $p(f|\{d_j\})$ .

Table 5 summarises the results we obtained for different choices of mass and semi-major axis ranges, for both the CBIN and the SS sample. Fig. 3 shows the results obtained considering semi-major axis up to 1000 au.

For each case, Eq. 7 and 6 were also used to calculate the values of  $f_{\min}$  and  $f_{\max}$  respectively, for a CL value of 68% and 95%.

## 5. Discussion

### 5.1. The frequency of planets and brown dwarfs in circumbinary orbits

We have presented the results of the statistical analysis of a sample of 117 tight binaries observed in the contest of some of the deepest DI planet search surveys. Five of the targets included in our sample have reported detection of sub-stellar companions, two of which (HIP 59960 b and 2MASS J01033563-5515561 b) are in the planetary mass regime.

We find that our data are compatible with 6% (with an upper limit of  $\sim 13\%$  at 95% confidence level) of tight binaries hosting sub-stellar companions ( $2 M_{Jup} < M_c < 70 M_{Jup}$ ) within 1000 au. If we limit our analysis to planetary mass companions ( $2 M_{Jup} < M_c < 15 M_{Jup}$ ), the best frequency value is 2.70% (with a 95% CL upper limit of  $\sim 9\%$ ), for a semi-major axis cut-off of 1000 au, and 1.35% (with  $f_{\max} \sim 7\%$  at 95% CL) for separations up to 100 au.

From a similar analysis of the SS control sample described in Sec. 2.2 we were able to infer a frequency of companions within 1000 au between 0.6% and 6.55% for the planetary mass objects and between 2.25% and 9.95% for companions up to  $70 M_{Jup}$ , within the same semi-major axis range.

Although our results seem to point towards the existence of small differences between the frequency of sub-stellar companions around close binaries and isolated stars, the significance of such result is only marginal (at most  $2\sigma$  for the 1000 au case, as shown also in Fig. 3) and needs confirmation through deeper observations and using larger samples.

Furthermore, possible selection effects may play a role. In particular, the discovery of substellar objects around a target may have triggered dedicated follow-up observations resulting in improved sensitivity to very close stellar companions. This is likely the case of HIP 59960, while the other stellar companions of stars in Table 4 were known in advance or presented in the discovery papers of the substellar companions. Our results therefore seem to suggest that no strong difference exists, in terms of frequency of sub-stellar companions in wide orbit, between close binaries and single stars.

### 5.2. Comparison with Kepler results

Welsh et al. (2012) estimated a frequency of circumbinary planets of about 3% (with lower limit of 1%) when considering the short-period circumbinary planets detectable by Kepler. The separation range we are sensitive with direct imaging is different from that explored by Kepler and then the two techniques are highly complementary. Very recently, a circumbinary planet at 2.7 au was discovered with Kepler (Kostov et al. 2015), indicating that circumbinary planets likely are present over an extended separation range.

Some additional interesting trends are also emerging from the Kepler sample. Welsh et al. (2014) noticed the complete absence of transiting circumbinary planets around binaries with  $p < 5$  d. This seems unlikely to be due to selection effects. Indeed, according to Slawson et al. (2011) a relatively high number of these systems were in fact observed by Kepler. Moreover, such planets, as long as they are near the inner stability limit, would have an higher transit probability, and therefore be easy to detect. The lack of planets around very close binaries could be due to the formation history of the tight pair, which may be linked to the presence of an outer stellar companions which shrunk the central binary orbit via Kozai mechanism and tidal circularization (Martin et al. 2015). Sanz-Forcada et al. (2014) suggest strong photoevaporation, expected for this kind of tight binaries which keep fast rotation and high levels of magnetic activity for their whole lifetime, as a possible explanation for this lack of planets.

Our sample includes a large variety of binary configuration, with a fraction of binaries with very short periods (17%), a number of binaries with orbital periods comparable to those of the hosts of Kepler circumbinary planets (7-41 days) and a significant number of wider binaries. Therefore, the possible lack of planets around very close pairs due to dynamical interaction has not a dominant role in our statistical analysis. Unfortunately, the binary properties of systems with detected sub-stellar companions are poorly constrained (orbits not available) for HIP 19176, HII 1348, 2MASS J01033563-5515561, and HIP 59960, while a reliable orbital solution was derived for TWA 5. However, a very close system is possible only for HII 1348.

Another property emerging from Kepler results is that often the circumbinary planets are found close to the dynamical stability limits. This is likely due to stopping of inward migration close to the inner disk limits caused by the presence of central binary (see e.g. Pierens & Nelson 2013). The circumbinary sub-stellar objects identified with direct imaging are typically very far from the dynamical stability limits with only 2MASS J01033563-5515561 b being at a separation which is less than two times the adopted dynamical stability limit. This holds both for the objects included in the sample as well as for other circumbinary planets or brown dwarfs which are not included in our statistical analysis due to the lack of suitable publication of the parent sample such as Ross 458 (Burgasser et al. 2010) and FW Tau and ROX42B (Kraus et al. 2014) or because the binary is wider than our adopted limit, as SR12 (Kuzuhara et al. 2011). This could be explained by a different formation mechanism but ejection to outer orbits due to gravitational encounters is also a viable possibility. The system around HIP 59960 is of special interest in this context, thanks to the presence of both a circumbinary companion of planetary mass at wide separation and of a circumbinary disk which have been recently spatially resolved with SPHERE and GPI (Lagrange et al. 2016; Kalas et al. 2015). The on-going extension of the SPOTS program with SPHERE at VLT, probing

Table 4: Sub-stellar companions detections

CBIN Sample					
# <sup>1</sup>	ID	Mass ( $M_{\text{Jup}}$ )	Sep (au)	Survey <sup>2</sup>	Reference <sup>3</sup>
61	HIP 59960 b	$11 \pm 2$	$654 \pm 3$	JL13	Bailey et al. (2014)
5	2MASS J01033563-5515561 AB b	$13 \pm 1$	84	L15	Delorme et al. (2013)
58	TWA 5 B	20	127	L05	Lowrance et al. (1999)
22	HIP 19176 B	32	400	D15	Bonavita et al. (2014)
20	H II 1348 B	$56 \pm 3$	$145 \pm 2.3$	Y13	Geißler et al. (2012)
SS Comparison Sample					
ID	Mass ( $M_{\text{Jup}}$ )	Sep (au)	Survey <sup>2</sup>	Reference <sup>3</sup>	
AB Pic B	13.5	275	BN13	Chauvin et al. (2005)	
$\kappa$ And b	$14^{+25}_2$	$55 \pm 2$	B14	Carson et al. (2013)	
$\eta$ Tel B	20-50	185	BN13	Lowrance et al. (2000)	
CD-35 2722 b	$31 \pm 8$	$67 \pm 4$	BN13	Wahhaj et al. (2011)	
HD 23514 b	$60 \pm 10$	360	Y13	Rodriguez et al. (2012)	
PZ Tel b	$62 \pm 9$	20	BN13	Biller et al. (2010)	

<sup>1</sup>Reference number from Tab. 2; <sup>2</sup>Original Survey, from Tab. 1; <sup>3</sup>Reference for the companion parameters.

Table 5: Statistical analysis results.

CBIN Sample						SS Comparison Sample			
SMA (au)	Mass ( $M_{\text{Jup}}$ )	$N_{det}^1$	$f_{best}^2$ (%)	$[f_{min}, f_{max}]^3$ CL=68%	$[f_{min}, f_{max}]^3$ CL=95%	$N_{det}^1$	$f_{best}^2$ (%)	$[f_{min}, f_{max}]^3$ CL=68%	$[f_{min}, f_{max}]^3$ CL=95%
10 – 100	2 – 15	1	1.35	[0.95, 4.30]	[0.35, 7.20]	1	0.90	[0.65, 2.85]	[0.25, 4.80]
	15 – 70	0	–	[0.00, 1.95]	[0.00, 3.85]	2	1.20	[0.85, 2.70]	[0.40, 4.20]
	2 – 70	1	1.15	[0.80, 3.60]	[0.30, 6.05]	3	1.90	[1.35, 3.70]	[0.70, 5.45]
10 – 500	2 – 15	1	1.30	[0.95, 4.10]	[0.35, 6.85]	2	1.60	[1.10, 3.60]	[0.50, 5.60]
	15 – 70	3	3.30	[2.30, 6.30]	[1.20, 9.25]	4	2.50	[1.80, 4.40]	[1.05, 6.25]
	2 – 70	4	4.50	[3.20, 7.80]	[1.85, 11.00]	6	3.95	[2.95, 6.15]	[1.90, 8.35]
10 – 1000	2 – 15	2	2.70	[1.85, 6.00]	[0.85, 9.25]	2	1.85	[1.30, 4.20]	[0.60, 6.55]
	15 – 70	3	3.55	[2.50, 6.75]	[1.30, 9.90]	4	3.05	[2.20, 5.30]	[1.25, 7.55]
	2 – 70	5	6.00	[4.35, 9.75]	[2.70, 13.35]	6	4.70	[3.50, 7.35]	[2.25, 9.95]

<sup>1</sup>Number of detections in the considered mass and semi-major axis (SMA) range; <sup>2</sup>Best value of the planet frequency compatible with the observations; <sup>3</sup>Minimum and maximum values of the frequency compatible with the results, for a given confidence level (CL).

closer separations, will be crucial for a better understanding of the separation distribution of circumbinary sub-stellar objects.

### 5.3. Implications for the origin of planet candidates around post-common envelope binaries

In the past years, several claims of massive planetary companions orbiting post-common envelope binaries, based on the transit timing technique, appeared in the literature (Zorotovic & Schreiber 2013, and references therein). Their existence is currently controversial, as in several cases the continuation of the observations did not follow the ephemeris from the discovery papers, calling for a full revision of the orbital elements and/or the inclusion of additional objects (see, e.g. Parsons et al. 2010; Beuermann et al. 2012). In other cases, the proposed multi-planet systems are not dynamically stable (see, e.g., Horner et al. 2013). Only the system orbiting NN Ser ap-

pears to be confirmed (Parsons et al. 2014), as timing variations are consistent with circumbinary planets for both the primary and secondary eclipses. The recent imaging non-detection of the brown dwarf candidate identified with timing technique around V471 Tau (Hardy et al. 2015) further calls into question the Keplerian origin of the observed eclipse timing variation (see however Vaccaro et al. 2015, for a different interpretation of the imaging non-detection).

If the observed timing variations are due to circumbinary planets, there are two paths for their formation. The first one is that they formed together with the central binary and survived the common envelope evolution of central pair (first generation scenario). In most cases, the observed wide separation could be compatible with this possibility. The second scenario is that circumbinary planets formed after the common envelope evolution, in the circumbinary disk that is expected to form from the material lost in the process. The large content of heavy el-



ements expected in such disks (Waters et al. 1998) could contribute in a large efficiency of planet formation process in these environments. This scenario is favoured in the discussion by Zorotovic & Schreiber (2013) and, for the specific case of the NN Ser system, by Mustill et al. (2013), while Bear & Soker (2014) identified some difficulties with the second-generation model.

The first attempt to estimate the frequency of circumbinary planets around post-common envelope binaries was performed by Zorotovic & Schreiber (2013). They found a very high frequency (90% from 10 systems with adequate time baseline and measurement accuracy) of the occurrence of eclipse timing variations suggesting the presence of circumbinary planets. In most cases, these candidate companions are moderately massive ( $5-10 M_J$ ) and at moderately wide separation (5-10 au), i.e. within the mass and separation range we are probing with direct imaging (although the binary evolution could have caused some outward migration due to system mass loss). The similar (and relatively low) frequency of sub-stellar objects around close binaries and single stars found in our work points against the first-generation scenario being responsible for the majority of planet candidates around post-common-envelope binaries. This leaves as the most probable interpretations to the eclipsing timing variations either second generation planet formation or some non-Keplerian physical mechanisms mimicking the timing signature of planetary companions. It should be noticed that second generation planets are expected to be much younger than the age of the system and thus significantly brighter than 1st generation ones. This would strongly favour their direct detection. In the case of the NN Ser system, the cooling age of the white dwarf in the system is estimated to be just 1 Myr (Beuermann et al. 2010). We note that in the three cases of post-common envelope systems in our sample (Algol, Regulus,  $\theta$  Hya), the detection limits were derived for the original system age, and thus are valid for first generation planets. Lower mass limits could be derived for planets formed at the time of the common-envelope evolution.

## 6. Summary and conclusions

We have presented a statistical analysis of the combined body of existing high-contrast imaging constraints on circumbinary planets, to complement our ongoing SPOTS direct imaging survey dedicated to such planets. The sample of stars considered includes 117 objects and comes from a search for tight binaries within the target lists of 23 published direct imaging surveys, including some of the deepest ones performed to date. This resulted in a large variety of binary configurations, including systems with very short periods, a number of binaries with orbital periods comparable to those of the hosts of Kepler circumbinary planets and a significant number of wider binaries.

The main conclusion of this work is the suggestion that no strong difference exists, in terms of frequency of sub-stellar companions in wide orbit, between close binaries and single stars.

With five of the pairs included in our circumbinary sample hosting sub-stellar companions, only two of which have planetary mass, we were able to constraint the frequency of circumbinary companions in wide orbits ( $< 1000$  au) to a value between  $\sim 0.9\%$  and  $\sim 9\%$  for the planetary mass companions, and between  $1.3\%$  and  $\sim 10\%$  for low-mass brown dwarfs, with a confidence level of 95%.

A similar analysis for the comparison sample of 205 single stars lead to a value of the frequency of planetary (low-mass BD) companions between  $0.6\%$  and  $6.55\%$  ( $1.25\%$  and  $7.55\%$ ), with the same confidence level.

Although there seem to be some small differences between the results for the two samples, the retrieved values of the frequency are compatible within the errors, and given the small number of target considered, it is premature to speculate about possible differences in the overall frequency, as well as in the formation mechanisms.

The similar (and relatively low) frequency of sub-stellar objects around close binaries and single stars also points against the first-generation scenario being responsible for the high abundance of planet candidates around post-common-envelope binaries.

This leaves as the most probable interpretations to the eclipsing timing variations observed in the majority of post-common envelope binaries either second generation planet formation or some non-Keplerian physical mechanisms mimicking the timing signature of planetary companions.

Our result nicely complement those coming from the Kepler spacecraft, as the separation range explored with direct imaging is quite different. Kepler's circumbinary planets are often close to the dynamical stability limit, whereas most the companions identified with direct imaging are instead much further out.

The on-going extension of the SPOTS program with SPHERE at VLT, probing closer separations, will be crucial for a better understanding of the separation distribution of circumbinary sub-stellar objects.

## References

- Africano, J. L., Cobb, C. L., Dunham, D. W., et al. 1975, *ApJ*, 80, 689  
 Alecian, E., Catala, C., van't Veer-Menneret, C., Goupil, M.-J., & Balona, L. 2005, *A&A*, 442, 993  
 Allard, F., Hauschildt, P. H., Alexander, D. R., Tamanai, A., & Schweitzer, A. 2001, *ApJ*, 556, 357  
 Alonso, R., Deeg, H. J., Hoyer, S., et al. 2015, *A&A*, 584, L8  
 Andrews, S. M. & Williams, J. P. 2005, *ApJL*, 619, L175  
 Arriagada, P. 2011, *ApJ*, 734, 70  
 Bailey, III, J. I., White, R. J., Blake, C. H., et al. 2012, *ApJ*, 749, 16  
 Bailey, V., Meshkat, T., Reiter, M., et al. 2014, *ApJL*, 780, L4  
 Baraffe, I., Chabrier, G., Barman, T. S., Allard, F., & Hauschildt, P. H. 2003, *A&A*, 402, 701  
 Barnes, S. A. 2007, *ApJ*, 669, 1167  
 Barrado y Navascués, D., Stauffer, J. R., & Jayawardhana, R. 2004, *ApJ*, 614, 386  
 Bear, E. & Soker, N. 2014, *MNRAS*, 444, 1698  
 Bell, C. P. M., Mamajek, E. E., & Naylor, T. 2015, *MNRAS*, 454, 593  
 Beuermann, K., Dreizler, S., Hessman, F. V., & Deller, J. 2012, *A&A*, 543, A138  
 Beuermann, K., Hessman, F. V., Dreizler, S., et al. 2010, *A&A*, 521, L60  
 Beuzit, J.-L., Boccaletti, A., Feldt, M., et al. 2010, in *Astronomical Society of the Pacific Conference Series*, Vol. 430, Pathways Towards Habitable Planets, ed. V. Coudé du Foresto, D. M. Gelin, & I. Ribas, 231  
 Biller, B. A., Close, L. M., Masciadri, E., et al. 2007, *ApJS*, 173, 143  
 Biller, B. A., Liu, M. C., Wahhaj, Z., et al. 2010, *ApJL*, 720, L82  
 Biller, B. A., Liu, M. C., Wahhaj, Z., et al. 2013, *ApJ*, 777, 160  
 Bolyev, V. V., Goncharov, G. A., & Bajkova, A. T. 2007, *VizieR Online Data Catalog*, 908, 30821  
 Bonavita, M., Chauvin, G., Desidera, S., et al. 2012, *A&A*, 537, A67  
 Bonavita, M., Daemgen, S., Desidera, S., et al. 2014, *ApJL*, 791, L40  
 Bonavita, M., de Mooij, E. J. W., & Jayawardhana, R. 2013, *PASP*, 125, 849  
 Bonavita, M. & Desidera, S. 2007, *A&A*, 468, 721  
 Bonnefoy, M., Chauvin, G., Dumas, C., et al. 2009, *A&A*, 506, 799  
 Booth, M., Kennedy, G., Sibthorpe, B., et al. 2013, *MNRAS*, 428, 1263  
 Bouchy, F., Hébrard, G., Udry, S., et al. 2009, *A&A*, 505, 853  
 Bowler, B. P., Liu, M. C., Shkolnik, E. L., & Tamura, M. 2015, *ApJS*, 216, 7  
 Brandeker, A., Jayawardhana, R., Khavari, P., Haisch, Jr., K. E., & Mardones, D. 2006, *ApJ*, 652, 1572  
 Brandt, T. D., Kuzuhara, M., McElwain, M. W., et al. 2014a, *ApJ*, 786, 1  
 Brandt, T. D., McElwain, M. W., Turner, E. L., et al. 2014b, *ApJ*, 794, 159  
 Bubar, E. J., King, J. R., Soderblom, D. R., Deliyannis, C. P., & Boesgaard, A. M. 2007, *ApJ*, 134, 2328  
 Burgasser, A. J., Simcoe, R. A., Bochanski, J. J., et al. 2010, *ApJ*, 725, 1405  
 Burleigh, M. R. & Barstow, M. A. 1999, *A&A*, 341, 795  
 Buscombe, W. & Morris, P. M. 1961, *MNRAS*, 123, 233  
 Carson, J., Thalmann, C., Janson, M., et al. 2013, *ApJL*, 763, L32

- Catalán, S., Ribas, I., Isern, J., & García-Berro, E. 2008, *A&A*, 477, 901
- Chauvin, G., Lagrange, A.-M., Bonavita, M., et al. 2010, *A&A*, 509, A52
- Chauvin, G., Lagrange, A.-M., Zuckerman, B., et al. 2005, *A&A*, 438, L29
- Chauvin, G., Vigan, A., Bonnefoy, M., et al. 2015, *A&A*, 573, A127
- Chen, C. H., Mamajek, E. E., Bitner, M. A., et al. 2011, *ApJ*, 738, 122
- Close, L. M., Lenzen, R., Guirado, J. C., et al. 2005, *Nature*, 433, 286
- Cutispoto, G., Pastori, L., Pasquini, L., et al. 2002, *A&A*, 384, 491
- da Silva, L., Torres, C. A. O., de La Reza, R., et al. 2009, *A&A*, 508, 833
- Daemgen, S., Bonavita, M., Jayawardhana, R., Lafrenière, D., & Janson, M. 2015, *ApJ*, 799, 155
- Dahm, S. E., Slesnick, C. L., & White, R. J. 2012, *ApJ*, 745, 56
- De Rosa, R. J., Patience, J., Wilson, P. A., et al. 2014, *MNRAS*, 437, 1216
- Delorme, P., Gagné, J., Girard, J. H., et al. 2013, *A&A*, 553, L5
- Delorme, P., Lagrange, A. M., Chauvin, G., et al. 2012, *A&A*, 539, A72
- Desidera, S., Covino, E., Messina, S., et al. 2015, *A&A*, 573, A126
- Dommangeat, J. & Nys, O. 2002, *VizieR Online Data Catalog*, 1274, 0
- Duchêne, G. 2010, *ApJL*, 709, L114
- Eisenbeiss, T., Ammler-von Eiff, M., Roell, T., et al. 2013, *A&A*, 556, A53
- Elliott, P., Bayo, A., Melo, C. H. F., et al. 2014, *A&A*, 568, A26
- Evans, T. M., Ireland, M. J., Kraus, A. L., et al. 2012, *ApJ*, 744, 120
- Favata, F., Barbera, M., Micela, G., & Sciortino, S. 1995, *A&A*, 295, 147
- Favata, F., Micela, G., & Sciortino, S. 1996, *A&A*, 311, 951
- Feigelson, E. D., Lawson, W. A., Stark, M., Townsley, L., & Garmire, G. P. 2006, *ApJ*, 131, 1730
- Fekel, F. C., Barlow, D. J., Scarfe, C. D., Jancart, S., & Pourbaix, D. 2005, *AJ*, 129, 1001
- Fekel, F. C., Williamson, M., Buggs, C., Onuoha, G., & Smith, B. 2006, *ApJ*, 132, 1490
- Fortney, J. J., Marley, M. S., Saumon, D., & Lodders, K. 2008, *ApJ*, 683, 1104
- Fuhrmann, K. 2008, *MNRAS*, 384, 173
- Galland, F., Lagrange, A.-M., Udry, S., et al. 2005, *A&A*, 443, 337
- Gálvez, M. C., Montes, D., Fernández-Figueroa, M. J., & López-Santiago, J. 2006, *Ap&SS*, 304, 59
- Geißler, K., Metchev, S. A., Pham, A., et al. 2012, *ApJ*, 746, 44
- Ghez, A. M., Neugebauer, G., & Matthews, K. 1993, *AJ*, 106, 2005
- Gies, D. R., Dieterich, S., Richardson, N. D., et al. 2008, *ApJL*, 682, L117
- Goldin, A. & Makarov, V. V. 2007, *ApJS*, 173, 137
- Gray, R. O., Corbally, C. J., Garrison, R. F., et al. 2006, *ApJ*, 132, 161
- Griffin, R. F. 2010, *The Observatory*, 130, 125
- Griffin, R. F. & Filiz Ak, N. 2010, *APSS*, 330, 47
- Guenther, E. W. & Esposito, E. 2007, *ArXiv Astrophysics e-prints*
- Guenther, E. W., Esposito, M., Mundt, R., et al. 2007, *A&A*, 467, 1147
- Guirado, J. C., Martí-Vidal, I., Marcaide, J. M., et al. 2006, *A&A*, 446, 733
- Haghighipour, N., ed. 2010, *Astrophysics and Space Science Library*, Vol. 366, *Planets in Binary Star Systems*
- Hardy, A., Schreiber, M. R., Parsons, S. G., et al. 2015, *ApJL*, 800, L24
- Heinze, A. N., Hinz, P. M., Sivanandam, S., et al. 2010, *ApJ*, 714, 1551
- Helminiak, K. G., Brahm, R., Ratajczak, M., et al. 2014, *A&A*, 567, A64
- Henry, T. J., Franz, O. G., Wasserman, L. H., et al. 1999, *ApJ*, 512, 864
- Hinkley, S., Kraus, A. L., Ireland, M. J., et al. 2015, *ApJL*, 806, L9
- Holberg, J. B., Oswalt, T. D., Sion, E. M., Barstow, M. A., & Burleigh, M. R. 2013, *MNRAS*, 435, 2077
- Holman, M. J. & Wiegert, P. A. 1999, *AJ*, 117, 621
- Holmberg, J., Nordström, B., & Andersen, J. 2009, *A&A*, 501, 941
- Hormuth, F., Brandner, W., Hippler, S., Janson, M., & Henning, T. 2007, *A&A*, 463, 707
- Horner, J., Wittenmyer, R. A., Hinse, T. C., et al. 2013, *MNRAS*, 435, 2033
- Janson, M., Bonavita, M., Klahr, H., et al. 2011, *ApJ*, 736, 89
- Janson, M., Brandner, W., Lenzen, R., et al. 2007, *A&A*, 462, 615
- Janson, M., Brandt, T. D., Moro-Martín, A., et al. 2013a, *ApJ*, 773, 73
- Janson, M., Hormuth, F., Bergfors, C., et al. 2012, *ApJ*, 754, 44
- Janson, M., Lafrenière, D., Jayawardhana, R., et al. 2013b, *ApJ*, 773, 170
- Janson, M., Thalmann, C., Boccaletti, A., et al. 2016, *ApJL*, 816, L1
- Jayawardhana, R., Coffey, J., Scholz, A., Brandeker, A., & van Kerkwijk, M. H. 2006, *ApJ*, 648, 1206
- Joergens, V., Janson, M., & Müller, A. 2012, *A&A*, 537, A13
- Kalas, P. G., Rajan, A., Wang, J. J., et al. 2015, *ApJ*, 814, 32
- Kasper, M., Apai, D., Janson, M., & Brandner, W. 2007, *A&A*, 472, 321
- King, J. R., Villareal, A. R., Soderblom, D. R., Gulliver, A. F., & Adelman, S. J. 2003, *AJ*, 125, 1980
- Kiraga, M. 2012, *Acta Astron.*, 62, 67
- Kirkpatrick, J. D., Dahn, C. C., Monet, D. G., et al. 2001, *AJ*, 121, 3235
- Koen, C. & Eyer, L. 2002, *MNRAS*, 331, 45
- Köhler, R. 2011, *A&A*, 530, A126
- Köhler, R., Kunkel, M., Leinert, C., & Zinnecker, H. 2000, *A&A*, 356, 541
- Köhler, R., Ratzka, T., Petr-Gotzens, M. G., & Correia, S. 2013, *A&A*, 558, A80
- Konopacky, Q. M., Ghez, A. M., Duchêne, G., McCabe, C., & Macintosh, B. A. 2007, *ApJ*, 133, 2008
- Kostov, V. B., Orosz, J. A., Welsh, W. F., et al. 2015, *ArXiv e-prints*
- Kraus, A. L., Ireland, M. J., Cieza, L. A., et al. 2014, *ApJ*, 781, 20
- Kraus, A. L., Ireland, M. J., Martinache, F., & Lloyd, J. P. 2008, *ApJ*, 679, 762
- Kuzuhara, M., Tamura, M., Ishii, M., et al. 2011, *AJ*, 141, 119
- Kuzuhara, M., Tamura, M., Kudo, T., et al. 2013, *ApJ*, 774, 11
- Lafrenière, D., Doyon, R., Marois, C., et al. 2007, *ApJ*, 670, 1367
- Lafrenière, D., Jayawardhana, R., van Kerkwijk, M. H., Brandeker, A., & Janson, M. 2014, *ApJ*, 785, 47
- Lagrange, A.-M., Bonnefoy, M., Chauvin, G., et al. 2010, *Science*, 329, 57
- Lagrange, A.-M., Langlois, M., Gratton, R., et al. 2016, *A&A*, 586, L8
- Latham, D. W., Stefanik, R. P., Torres, G., et al. 2002, *ApJ*, 124, 1144
- Levato, H., Malaroda, S., Morrell, N., & Solivella, G. 1987, *ApJS*, 64, 487
- Liu, T., Janes, K. A., & Bania, T. M. 1991, *ApJ*, 377, 141
- López-Santiago, J., Montes, D., Gálvez-Ortiz, M. C., et al. 2010, *A&A*, 514, A97
- Lowrance, P. J., Becklin, E. E., Schneider, G., et al. 2005, *AJ*, 130, 1845
- Lowrance, P. J., McCarthy, C., Becklin, E. E., et al. 1999, *ApJL*, 512, L69
- Lowrance, P. J., Schneider, G., Kirkpatrick, J. D., et al. 2000, *ApJ*, 541, 390
- Luhman, K. L., Patten, B. M., Marengo, M., et al. 2007, *ApJ*, 654, 570
- Macintosh, B., Max, C., Zuckerman, B., et al. 2001, in *Astronomical Society of the Pacific Conference Series*, Vol. 244, *Young Stars Near Earth: Progress and Prospects*, ed. R. Jayawardhana & T. Greene, 309
- Maire, A.-L., Boccaletti, A., Rameau, J., et al. 2014, *A&A*, 566, A126
- Makarov, V. V. & Kaplan, G. H. 2005, *ApJ*, 129, 2420
- Makarov, V. V., Zacharias, N., Hennessy, G. S., Harris, H. C., & Monet, A. K. B. 2007, *ApJL*, 668, L155
- Malo, L., Artigau, É., Doyon, R., et al. 2014, *ApJ*, 788, 81
- Malo, L., Doyon, R., Lafrenière, D., et al. 2013, *ApJ*, 762, 88
- Marley, M. S., Fortney, J. J., Hubickyj, O., Bodenheimer, P., & Lissauer, J. J. 2007, *ApJ*, 655, 541
- Marois, C., Zuckerman, B., Konopacky, Q. M., Macintosh, B., & Barman, T. 2010, *Nature*, 468, 1080
- Martin, D. V., Mazeh, T., & Fabrycky, D. C. 2015, *MNRAS*, 453, 3554
- Mason, B. D. 1996, *ApJ*, 112, 2260
- Mathieu, R. D., Stassun, K., Basri, G., et al. 1997, *AJ*, 113, 1841
- Mathieu, R. D., Walter, F. M., & Myers, P. C. 1989, *AJ*, 98, 987
- Mishenina, T. V., Soubiran, C., Kovtyukh, V. V., Katsova, M. M., & Livshits, M. A. 2012, *A&A*, 547, A106
- Montes, D., López-Santiago, J., Fernández-Figueroa, M. J., & Gálvez, M. C. 2001a, *A&A*, 379, 976
- Montes, D., López-Santiago, J., Gálvez, M. C., et al. 2001b, *MNRAS*, 328, 45
- Moór, A., Szabó, G. M., Kiss, L. L., et al. 2013, *MNRAS*, 435, 1376
- Morales, F. Y., Rieke, G. H., Werner, M. W., et al. 2011, *ApJL*, 730, L29
- Mustill, A. J., Marshall, J. P., Villaver, E., et al. 2013, *MNRAS*, 436, 2515
- Neuhäuser, R., Guenther, E. W., Alves, J., et al. 2003, *Astronomische Nachrichten*, 324, 535
- Neuhäuser, R., Schmidt, T. O. B., Hambaryan, V. V., & Vogt, N. 2010, *A&A*, 516, A112
- Nguyen, D. C., Brandeker, A., van Kerkwijk, M. H., & Jayawardhana, R. 2012, *ApJ*, 745, 119
- Nidever, D. L., Marcy, G. W., Butler, R. P., Fischer, D. A., & Vogt, S. S. 2002, *ApJS*, 141, 503
- Nielsen, E. L., Liu, M. C., Wahhaj, Z., et al. 2013, *ApJ*, 776, 4
- Nordström, B., Mayor, M., Andersen, J., et al. 2004, *A&A*, 418, 989
- Pallavicini, R., Pasquini, L., & Randich, S. 1992a, *A&A*, 261, 245
- Pallavicini, R., Randich, S., & Giampapa, M. S. 1992b, *A&A*, 253, 185
- Parsons, S. G., Marsh, T. R., Bours, M. C. P., et al. 2014, *MNRAS*, 438, L91
- Parsons, S. G., Marsh, T. R., Copperwheat, C. M., et al. 2010, *MNRAS*, 407, 2362
- Pecaut, M. J., Mamajek, E. E., & Bubar, E. J. 2012, *ApJ*, 746, 154
- Perryman, M. A. C. & ESA, eds. 1997, *ESA Special Publication*, Vol. 1200, *The HIPPARCOS and TYCHO catalogues. Astrometric and photometric star catalogues derived from the ESA HIPPARCOS Space Astrometry Mission*
- Pierens, A. & Nelson, R. P. 2013, *A&A*, 556, A134
- Pizzolato, N., Maggio, A., Micela, G., Sciortino, S., & Ventura, P. 2003, *A&A*, 397, 147
- Plavchan, P., Werner, M. W., Chen, C. H., et al. 2009, *ApJ*, 698, 1068
- Pourbaix, D., Tokovinin, A. A., Batten, A. H., et al. 2004, *A&A*, 424, 727
- Queloz, D., Allain, S., Mermilliod, J.-C., Bouvier, J., & Mayor, M. 1998, *A&A*, 335, 183
- Raghavan, D., McAlister, H. A., Henry, T. J., et al. 2010, *ApJS*, 190, 1
- Rameau, J., Chauvin, G., Lagrange, A.-M., et al. 2013a, *ApJ*, 772, L15
- Rameau, J., Chauvin, G., Lagrange, A.-M., et al. 2013b, *A&A*, 553, A60
- Rappaport, S., Podsiadlowski, P., & Horev, I. 2009, *ApJ*, 698, 666
- Rhee, J. H., Song, I., Zuckerman, B., & McElwain, M. 2007, *ApJ*, 660, 1556
- Riaz, B., Gizis, J. E., & Harvin, J. 2006, *AJ*, 132, 866
- Ribas, I. 2003, *A&A*, 400, 297
- Richichi, A., Chen, W. P., Cusano, F., et al. 2012, *A&A*, 541, A96
- Richichi, A., Percheron, I., & Christoforova, M. 2005, *A&A*, 431, 773
- Riedel, A. R., Finch, C. T., Henry, T. J., et al. 2014, *AJ*, 147, 85
- Rizzuto, A. C., Ireland, M. J., Robertson, J. G., et al. 2013, *MNRAS*, 436, 1694
- Rodríguez, D. R., Marois, C., Zuckerman, B., Macintosh, B., & Melis, C. 2012, *ApJ*, 748, 30

- Rodríguez, D. R., Zuckerman, B., Kastner, J. H., et al. 2013, *ApJ*, 774, 101
- Saar, S. H., Huovelin, J., Osten, R. A., & Shcherbakov, A. G. 1997, *A&A*, 326, 741
- Sanz-Forcada, J., Desidera, S., & Micela, G. 2014, *A&A*, 570, A50
- Sarna, M. J. 1993, *MNRAS*, 262, 534
- Sato, B., Fischer, D. A., Ida, S., et al. 2009, *ApJ*, 703, 671
- Schlieder, J. E., Lépine, S., & Simon, M. 2012, *AJ*, 144, 109
- Schneider, J., Dedieu, C., Le Sidaner, P., Savalle, R., & Zolotukhin, I. 2011, *A&A*, 532, A79
- Schröder, C. & Schmitt, J. H. M. M. 2007, *A&A*, 475, 677
- Ségransan, D., Delfosse, X., Forveille, T., et al. 2000, *A&A*, 364, 665
- Shkolnik, E. L., Anglada-Escudé, G., Liu, M. C., et al. 2012, *ApJ*, 758, 56
- Skemer, A., Apai, D., Bailey, V., et al. 2014, in *IAU Symposium*, Vol. 299, IAU Symposium, ed. M. Booth, B. C. Matthews, & J. R. Graham, 70–71
- Slawson, R. W., Prša, A., Welsh, W. F., et al. 2011, *AJ*, 142, 160
- Soderblom, D. R., Hillenbrand, L. A., Jeffries, R. D., Mamajek, E. E., & Naylor, T. 2014, *Protostars and Planets VI*, 219
- Soderblom, D. R., King, J. R., & Henry, T. J. 1998, *AJ*, 116, 396
- Song, I., Schneider, G., Zuckerman, B., et al. 2006, *ApJ*, 652, 724
- Song, I., Zuckerman, B., & Bessell, M. S. 2003, *ApJ*, 599, 342
- Song, I., Zuckerman, B., & Bessell, M. S. 2012, *AJ*, 144, 8
- Stickland, D. J., Lloyd, C., Koch, R. H., & Pachoulakis, I. 1996, *The Observatory*, 116, 387
- Strassmeier, K., Washuettl, A., Granzer, T., Scheck, M., & Weber, M. 2000, *A&AS*, 142, 275
- Teixeira, R., Ducourant, C., Chauvin, G., et al. 2009, *A&A*, 503, 281
- Thalmann, C., Carson, J., Janson, M., et al. 2009, *ApJL*, 707, L123
- Thalmann, C., Desidera, S., Bonavita, M., et al. 2014, *A&A*, 572, A91
- Tokovinin, A. 2008, *MNRAS*, 389, 925
- Tokovinin, A. 2013, *ApJ*, 145, 76
- Tokovinin, A. 2014, *AJ*, 147, 86
- Tokovinin, A., Pribulla, T., & Fischer, D. 2015, *AJ*, 149, 8
- Tokovinin, A., Thomas, S., Sterzik, M., & Udry, S. 2006, *A&A*, 450, 681
- Tomkin, J. & Popper, D. M. 1986, *ApJ*, 91, 1428
- Torres, C. A. O., Quast, G. R., da Silva, L., et al. 2006, *A&A*, 460, 695
- Torres, C. A. O., Quast, G. R., Melo, C. H. F., & Sterzik, M. F. 2008, *ArXiv e-prints*
- Torres, G., Guenther, E. W., Marschall, L. A., et al. 2003, *ApJ*, 125, 825
- Torres, G. & Ribas, I. 2002, *ApJ*, 567, 1140
- Tremko, J., Bakos, G. A., Žižňovský, J., & Pribulla, T. 2010, *Contributions of the Astronomical Observatory Skalnaté Pleso*, 40, 83
- Vaccaro, T. R., Wilson, R. E., Van Hamme, W., & Terrell, D. 2015, *ApJ*, 810, 157
- Van Leeuwen, F. 2007, *A&A*, 474, 653
- Vennes, S., Christian, D. J., & Thorstensen, J. R. 1998, *ApJ*, 502, 763
- Vigan, A., Patience, J., Marois, C., et al. 2012, *A&A*, 544, A9
- Wahhaj, Z., Liu, M. C., Biller, B. A., et al. 2011, *ApJ*, 729, 139
- Waters, L. B. F. M., Cami, J., de Jong, T., et al. 1998, *Nature*, 391, 868
- Webb, R. A., Zuckerman, B., Platais, I., et al. 1999, *ApJL*, 512, L63
- Weinberger, A. J., Anglada-Escudé, G., & Boss, A. P. 2013, *ApJ*, 762, 118
- Weis, E. W. 1991, *AJ*, 101, 1882
- Welsh, W. F., Orosz, J. A., Carter, J. A., & Fabrycky, D. C. 2014, in *IAU Symposium*, Vol. 293, IAU Symposium, ed. N. Haghighipour, 125–132
- Welsh, W. F., Orosz, J. A., Carter, J. A., et al. 2012, *Nature*, 481, 475
- White, R. J., Gabor, J. M., & Hillenbrand, L. A. 2007, *ApJ*, 133, 2524
- Worley, C. E. & Douglass, G. G. 1997, *A&AS*, 125, 523
- Wright, J. T., Fakhouri, O., Marcy, G. W., et al. 2011, *PASP*, 123, 412
- Wright, J. T., Marcy, G. W., Butler, R. P., & Vogt, S. S. 2004, *ApJS*, 152, 261
- Yamamoto, K., Matsuo, T., Shibai, H., et al. 2013, *PASJ*, 65, 90
- Zorotovic, M. & Schreiber, M. R. 2013, *A&A*, 549, A95
- Zuckerman, B., Bessell, M. S., Song, I., & Kim, S. 2006, *ApJL*, 649, L115
- Zuckerman, B., Rhee, J. H., Song, I., & Bessell, M. S. 2011, *ApJ*, 732, 61
- Zuckerman, B. & Song, I. 2004, *ARA&A*, 42, 685
- Zuckerman, B., Song, I., & Bessell, M. S. 2004, *ApJL*, 613, L65
- Zuckerman, B., Song, I., & Webb, R. A. 2001, *ApJ*, 559, 388
- Zuckerman, B., Vican, L., Song, I., & Schneider, A. 2013, *ApJ*, 778, 5
- Zuckerman, B. & Webb, R. A. 2000, *ApJ*, 535, 959
- Zurlo, A., Vigan, A., Hagelberg, J., et al. 2013, *A&A*, 554, A21

## Acknowledgements

This research has made use of the SIMBAD database and of the VizieR catalogue access tool operated at CDS, Strasbourg, France, and of the Washington Double Star Catalogue maintained at the U.S. Naval Observatory. We made use of data products retrieved from ESO Science Archive Facility (program 084.A-9004) and SOPHIE archive. The authors warmly thank Anne-Marie Lagrange for sharing results in advance of publication. The authors would like to thank Beth Biller, Brendan Bowler, Alexis Brandeker, Sebastian Daemgen, Philippe Delorme, Markus Kasper, David Lafreniere, Anne-Lise Maire and Inseok Song for providing the detection limits and the target information from their surveys. We thank the anonymous referee for extensive feedback that significantly improved the clarity of the paper. SD acknowledges support from the “Progetti Premiali” funding scheme of the Italian Ministry of Education, University, and Research.

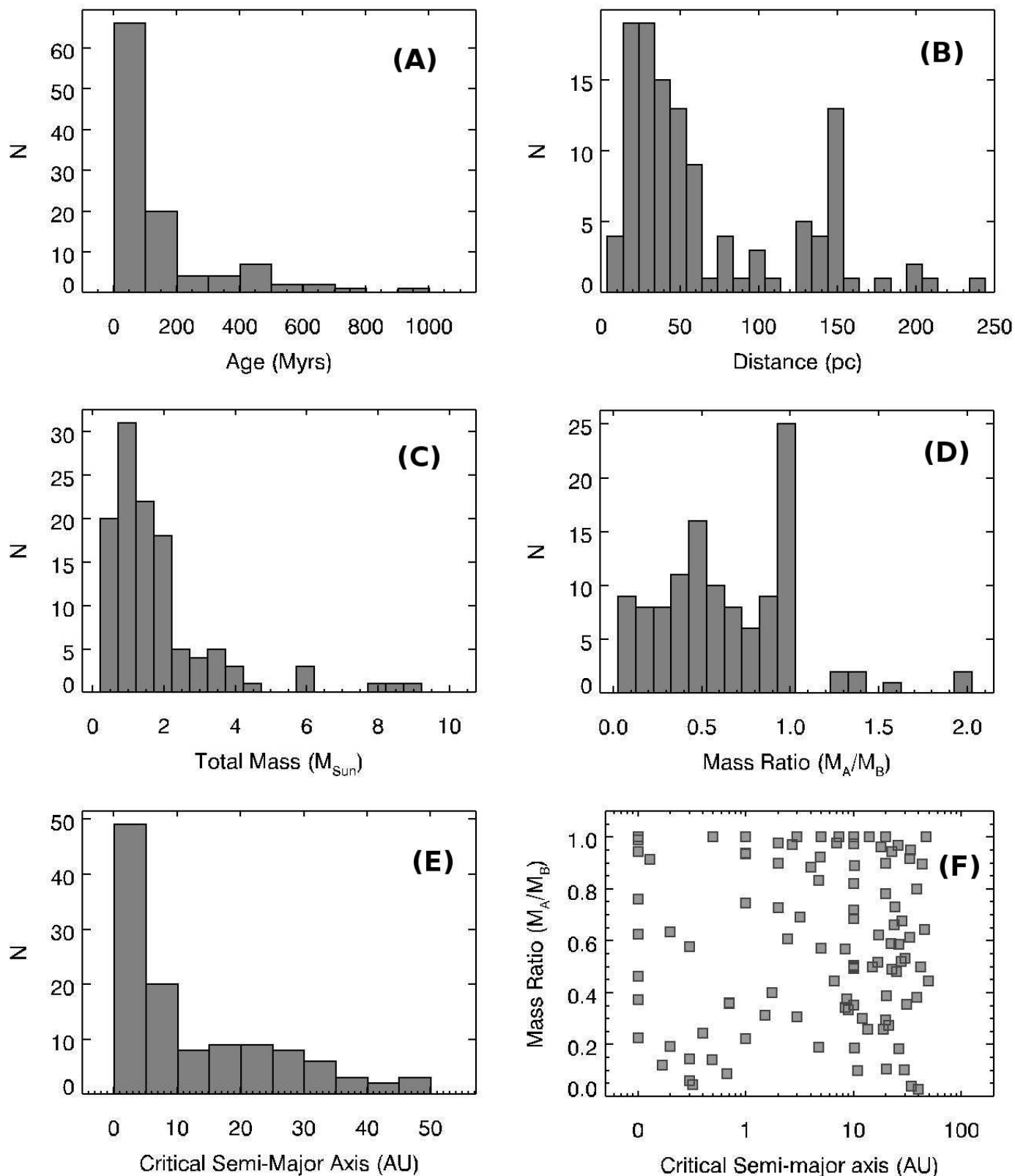


Fig. 1: Properties of the stars in the CBIN sample. **[A]**: histogram of stellar ages; **[B]**: histogram of stellar distances; **[C]** histogram of total system masses; **[D]**: histogram of the system mass-ratio; **[E]**: histogram of critical semi-major axis for dynamical stability of planetary companions ( $a_{\text{crit}}$ ). **[F]**: Inner limit for circumbinary planet stability ( $a_{\text{crit}}$ ) vs binary mass ratio.

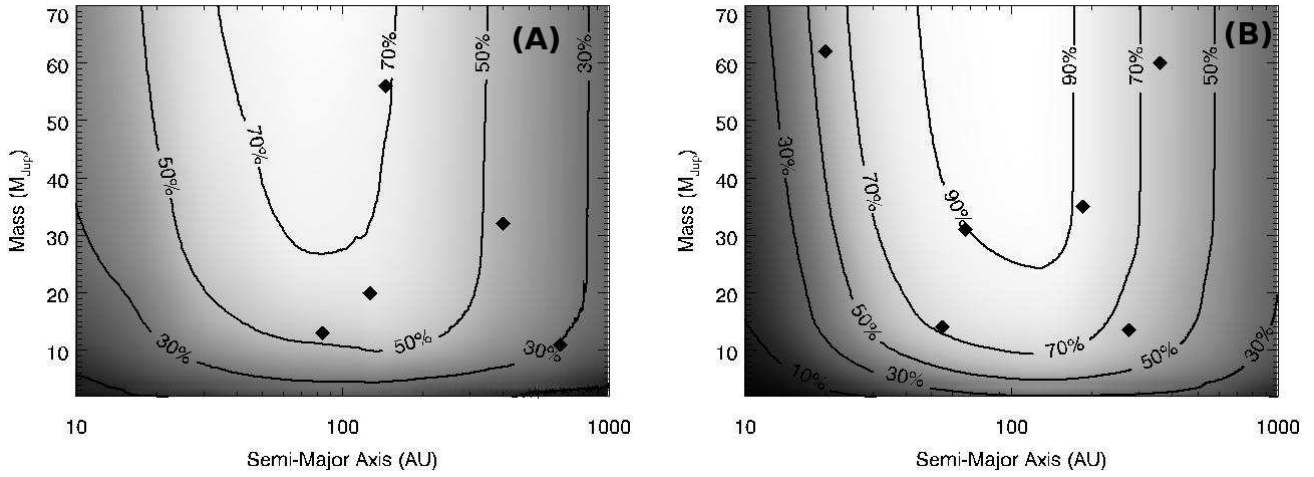


Fig. 2: Average detection probability as a function of planetary mass and semi-major axis. **A:** Circumbinary (CBIN) Sample; **B:** Comparison (SS) Sample. In both panels the sub-stellar companions reported in Tab. 4 are marked with filled diamonds.

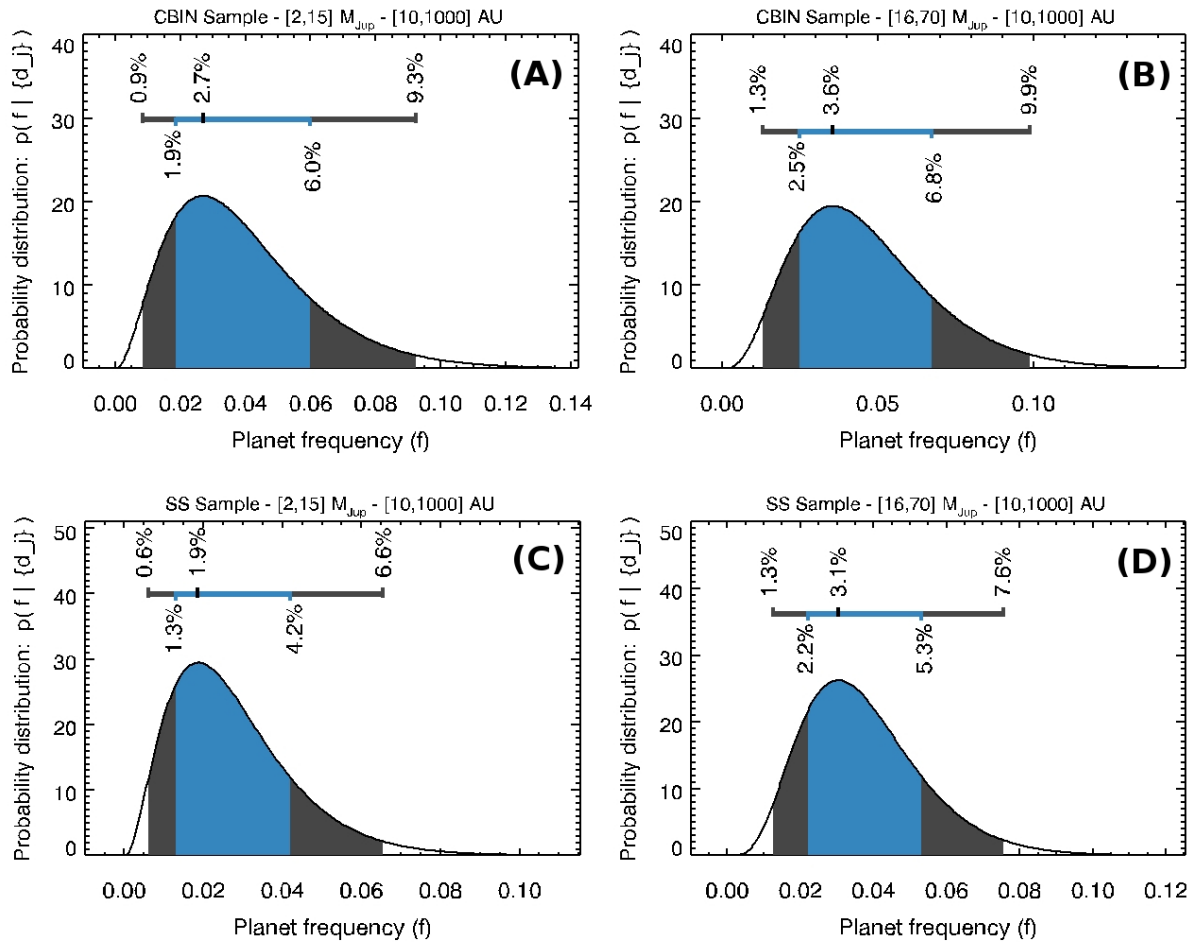


Fig. 3: Probability distribution (see Tab. 5 for details) of the frequency of planetary mass (up to  $15 M_{Jup}$ , left panels) and BD ( $16-70 M_{Jup}$ , right panels). The results for the CBIN sample and the and the SS control sample are shown in the upper and lower panels, respectively. The shaded areas show the frequency limits for the 95% (gray) and 68% (blue) confidence levels.





Table 2, continued.

#	Star ID	RA(2000)	Dec(2000)	Dist (pc)	Age (Myrs)	H (mag)	SpT	$M_A$ ( $M_\odot$ )	$M_B$ ( $M_\odot$ )	$\rho$ (arcsecs)	p (days)	ecc	$a_{crit}$ (AU)	Ref
107	HIP 101800	20:37:49.12	+11:22:39.64	57.90	320	5.37	A2V	2.00	0.49	–	11.0	0.23	0.40	R13, N13
108	TYC 5206-0915-1	21:18:33.50	-06:31:44.00	76.40	250	8.17	K1IV	0.91	0.45	–	–	–	< 10	NLP
109	HIP 105404	21:20:59.80	-52:28:40.10	45.15	45	6.70	K0V	0.90	0.80	–	1223	0.60	10.23	CH10, SONG
110	HIP 105441	21:21:24.49	-66:54:57.37	30.17	4000	6.50	K2.5Vk	0.85	0.42	–	–	–	< 10	K07
111	HIP 107556	21:47:02.44	-16:07:38.23	11.87	540	2.01	A5	1.50	0.56	–	1.0	0.01	0.06	N13
112	FS 1136	21:49:06.20	-64:12:55.00	25.00	100	9.80	M5	0.2	0.2	0.08	–	–	7.3	CH10
113	HIP 108195	21:55:11.40	-61:53:12.00	46.47	45	5.23	F1III	1.5	1.50	0.273	10070	0.546	46.8	CH10
114	HIP 109901	22:15:35.20	-39:00 51.00	56.10	100	7.120	K0V	0.89	0.45	–	–	–	< 10	SONG
115	GJ 860	22:27:59.47	57:41:45.15	4.00	1000	5.04	M2+M4	0.27	0.18	2.41	44.6yr	0.41	34.5	H10
116	PPM 366328	23:15:01.14	-63:34:24.54	60.00	4000	7.17	K0	0.94	0.88	–	–	–	< 1	K07
117	HIP 116003	23:30:13.4	-20:23:27.1	15.2	42	6.61	M3	0.30	0.20	–	–	–	< 5	L15



## Appendix A: Notes on individual objects

1. **TYC 5839-0596-1** See Desidera et al. (2015)
2. **HIP 3210** Classified as SB2 from Nordström et al. (2004) with mass ratio of 0.35. The orbital solution is not available. Moór et al. (2013) classified the star as a member of Columba association on the basis of the strength of lithium and kinematics, but without taking multiplicity into account. The system is also moderately X-ray bright. Considering the limited sensitivity of these age indicators for late F stars and the complications introduced by multiplicity, we adopt an age of 150 Myr. The possibility of tidal locking can not be ruled out but the young disk kinematics and lithium would make an old age unlikely. The confirmation of Columba membership would require additional data on binary orbital solution.
3. **HIP 3924** See Desidera et al. (2015)
4. **HIP 4448 = HD 5578 = BW Phe** Classified as a new potential member of Tuc-Hor association in Zuckerman et al. (2001) (but not included in the list by Zuckerman & Song 2004). Torres et al. (2008) and Malo et al. (2013) instead classified it a member of Argus association. The age indicators support a young age with upper limit of 150 Myr. We then adopt Argus membership and age, but stressing the uncertainty in the kinematic parameters due the unknown binary orbit. Indeed, the star is a close binary with similar components (projected separation 0.228 arcsec)
5. **2MASS J01033563-5515561** Close visual pair with a detected companion close to deuterium burning mass in circumbinary configuration (Delorme et al. 2013). The system is a probable member of Tuc-Hor association.
6. **HIP 4967 = G 132-50A** Young M dwarf, probable member of AB Dor MG, resolved into a tight binary by B15. There is an additional wide companion G 132-50B at 25.6 arcsec, which it itself a 2 arcsec pair, making the system quadruple.
7. **HIP 9141 = HD 12039 = DK Cet** Member of Tucana association. A close stellar companion ( $\rho = 0.15$  arcsec) was imaged by Biller et al. (2007).
8. **NLTT 6549** Young M dwarf, possible member of Hyades stream, resolved into a tight binary by B15. We adopt the parameters by B15.
9. **HIP 11072 = HD 14802 =  $\kappa$  For** Triple system, formed by a solar type star and a close pair of M dwarfs with tentative period of about 3 days. A full orbital solution of the outer orbit is available (Tokovinin 2013), including RV, astrometry and resolved imaging of the components. Isochrone fitting from Holmberg et al. (2009) gives  $5.7 \pm 0.5$  Gyr, fully consistent with the low chromospheric emission reported from Wright et al. (2004) ( $\log R_{HK} = -5.05$ ). The X ray emission is instead larger, comparable to Hyades stars of similar colour, but this may be dominated by the emission from the close pair of M dwarfs due to their probable tidal locking. Barnes (2007) report a gyro-age of 730 Myr, from a rotation period of 9 days, that is wrong due to a typo in Pizzolato et al. (2003) (the referenced paper Saar et al. 1997, gives 19.3 days, derived from chromospheric emission). We then adopt the isochrone age.
10. **HIP 12413 = HD 16754A = s Eri** Star with various signatures of multiplicity. As discussed in Zuckerman et al. (2011), the high-resolution X-ray imaging by Schröder & Schmitt (2007) indicates that the early-type primary should have a spatially unresolved low mass companion. The presence of RV variations (Buscombe & Morris 1961) and of the astrometric acceleration in Hipparcos catalogue further support the binarity and suggest an orbital period of several years. We derive the stability limit for a semi-major axis of 5 au and a mass of  $0.6 M_{\odot}$ . There is an additional M-type companion at 24 arcsec. The system is a probable member of Columba association (Zuckerman et al. 2011).
11. **HIP 12545 = BD +05 0378** See Thalman et al. (2014) Member of BPIC MG. Identified as SB1 in Song et al. (2003) (peak-to-valley variation of 20 km/s, no orbital solution provided). However, Bailey et al. (2012) found no evidence for large RV variations from their monitoring over 600 days (14 epochs, scatter of 179 m/s).
12. **HIP 12638 = HD 16760** Radial velocity monitoring revealed a substellar companion of projected mass  $m \sin i$  about  $14 M_J$  (Sato et al. 2009; Bouchy et al. 2009). The direct detection by Evans et al. (2012) shows that the true mass is significantly larger than the minimum mass and that the inclination is very close to pole-on. Evans et al. (2012) derived a combined imaging and RV orbital solution, which we adopt in our study. Evans et al. (2012) also summarised the puzzling results from different age diagnostics. The adopted age is derived from the membership to AB Dor moving group. The star has a wide companion (HIP 12635) at 14 arcsec.
13. **HIP 13081 = HD 17382 = BC Ari = GJ 113** Triple system. The primary is a spectroscopic and astrometric binary (Hipparcos acceleration). Latham et al. (2002) derived a preliminary spectroscopic orbital solution with period about 17 yr in a rather eccentric orbit. The minimum mass of the companion is about  $0.18 M_{\odot}$ . There is also a wide companion (GJ 113 C) at 20 arcsec (mass  $M_B = 0.16 M_{\odot}$ ). The star is a probable member of Hercules-Lyra according to Fuhrmann (2008). Activity indicators are consistent with a slightly older age (about 400 Myr) while lithium was not detected in the spectrum (Favata et al. 1996) suggesting an age of about 600 Myr or older. We then consider the membership unlikely, as also concluded by Eisenbeiss et al. (2013). The discrepancy between age indicators might also be explained if the unseen companion is actually white dwarf rather than a low mass main sequence star (see Zurlo et al. 2013, for the case of HD8049). But considering the lack of evidences supporting this latter hypothesis and the marginal amount of the discrepancy between age derived from lithium and activity indicators, we adopt an age 500 Myr.
14. **HIP 14555 = GJ 1054 A** Short-period SB2 with similar components. See Maire et al. (2014).
15. **HIP 14576 = Algol = HD 19356** Triple system, with an inner pair evolved through mass transfer phase, and an additional component that is anyway close enough ( $a=2.78$  au) to allow the search for planets around the three stars. Stellar masses and orbital parameters from Sarna (1993).
16. **HIP 16247 = HD 21703 = AK For** Eclipsing binary recently studied by Helminiak et al. (2014). The high levels of chromospheric and coronal activity are due to tidal locking and not to young age, as indicated by the lack of detection of lithium by Favata et al. (1995), that corresponds to a lower limit to stellar age of about 200 Myr. The thin disk kinematics is compatible with an age similar to that of the Sun.
17. **2MASS J03363144-2619578 = SCR J0336-2619** New close visual binary from Lannier et al. 2015; probable member of Tuc-Hor or Columba associations according to Rodriguez et al. (2013).
18. **HIP 16853 = HD 22705** See Thalman et al. (2014)
19. **HD 282954** SB2 in Pleiades open cluster according to Queloz et al. (1998). No orbit available.
20. **HII 1348** SB2 in Pleiades open cluster according to Queloz et al. (1998). No orbit available. Individual masses 0.67 and  $0.55 M_{\odot}$  from Geißler et al. (2012) Circumbinary brown dwarf detected by Geißler et al. (2012) and Yamamoto et al. (2013).
21. **HD 23863** Close visual companion in Pleiades open cluster detected by Richichi et al. (2012) using the lunar occultation technique at a projected separation of 22.1 mas= $2.95$  au. Estimated individual magnitudes are 7.60 and 1.66 in K band, that, coupled with the distance and age of the Pleiades, lead to individual masses of 1.75 and  $0.45 M_{\odot}$ . The star is also a SB according to Liu et al. (1991) Richichi et al. (2012) were not able to conclude whether this is the same object responsible of the RV variations, due to the scarcity of the available info on the RV variations.
22. **HIP 19176 = HD 284149** A brown dwarf companion was recently detected by Bonavita et al. (2014) at a projected separation of about 400 au. As discussed in this paper, the RV variability indicates the presence of an additional companion at small separation. We adopt the stellar parameters from Bonavita et al. (2014).
23. **RX J0415.8+3100 = V952 Per** This star was classified as a short-period SB1 by Nguyen et al. (2012) on the basis of the large (70 km/s) RV variations over timescales of days. A lower limit to the companion mass is  $0.21 M_{\odot}$  assuming a period of 2 days and a RV semi-amplitude of 35 km/s. An additional component at 0.9 arcsec makes the system triple. Daemgen et al. (2015) classified the star as member of the Taurus Extended association. We estimated a distance of 200 pc with a reddening  $E(B-V)=0.15$ , after correcting

- the system magnitude for the presence of the visual companion and assuming negligible flux contribution by the spectroscopic component. An age of about 100 Myr is estimated from Lithium EW.
24. **RX J0435.9+2352 = V1324 Tau** Close visual binary. D15 classified it in the Taurus extended group. We adopt an age of 20 Myr following D15.
  25. **HIP 21482 = HD 283750 = V833 Tau** Triple system: V833 Tau is a spectroscopic binary with period 1.79 days. The mass of the companion has been estimate by Fuhrmann (2008) to be  $0.19 M_{\odot}$ , leading to a total mass of V833 Tau Aab of  $1.03 M_{\odot}$ . The system has a wide companion (WD0433+270) at 126 arcsec. The primary appears to be a member of Hyades group. However, the WD cooling age is not compatible with the Hyades age unless the rather exotic scenario of a Fe-core WD favoured by Catalán et al. (2008). Following Catalán et al. (2008) we then adopt the Hyades age (625 Myr) but a much older age (about 4 Gyr) can not be ruled out. The high metallicity is compatible with Hyades membership.
  26. **GJ 3305** Member of  $\beta$  Pic MG. Close visual binary discovered by K07. An orbital solution was derived by Delorme et al. (2012). The pair has also a wide companion (sep. 66 arcsec, see Feigelson et al. 2006), the F0V star 51 Eri.
  27. **HIP 21965 = HD 30051** Astrometric binary, with orbital solution derived by Goldin & Makarov (2007). The star is a member of Tuc-Hor association.
  28. **DQ Tau SB2** with nearly identical components, member of Taurus star forming region. Orbital parameters from Mathieu et al. (1997) and primary mass from Daemgen et al. (2015).
  29. **HIP 23296 = HD 32115** This is a slow rotating A type star without abundance anomalies. It is a short-period single-lined SB with orbital parameters derived in Fekel et al. (2006). The minimum mass is of  $0.29 M_{\odot}$  (for a primary stellar mass of  $1.5 M_{\odot}$ ) A very low mass star in wide orbit has been identified by De Rosa et al. (2014). V12 adopt an age of 125 Myr from the position on CMD similar to Pleiades stars.
  30. **HIP 23418 = GJ 3322 = 2MASS J05015881+0958587** Tight triple system, formed by a 12d spectroscopic binary and an outer visual companion at 1.37 arcsec that strongly limits the region allowed for stable circumbinary planets around the central pair. We adopt the trigonometric distance from Riedel et al. (2014), the age from membership to  $\beta$  Pic MG and masses from Tokovinin (2008).
  31. **L449-1AB**: See Bowler et al. (2015).
  32. **HIP 25486 = HD 35850 = AF Lep**: See Thalmann et al. (2014)
  33. **AB Dor AC = HIP 25647 AC = HD 37065 AC** First of the two close pairs in the AB Dor quadruple system. Resolved by Close et al. (2005). Astrometric orbit has been derived by Guirado et al. (2006). We adopt these parameters in our analysis. The secondary AB Dor C is a very low mass star ( $0.09 M_{\odot}$ ). Included in the B07 survey.
  34. **AB Dor BaBb = HIP 25647 BaBb = HD 37065 BaBb** Second pair in the AB Dor quadruple system. Resolved into a 0.06 arcsec binary by Janson et al. (2007), included in the CH10 survey.
  35. **2MASS J05320450-0305291 = V1311 Ori = TYC 4770-797-1** Close visual binary, member of  $\beta$  Pic MG. Individual masses from Janson et al. (2012) and distance from L15.
  36. **HIP 30920 A = GJ 234 A = V575 Mon** Spectroscopic, astrometric and visual binary. Parameters from Ségransan et al. (2000) The stellar age is uncertain but likely moderately young, considering the large X-ray emission, significant rotation and young disk kinematics. We adopt 150 Myr.
  37. **HIP 32104 = HD 48097 = 26 Gem = HR 2466** Member of Columba association according to Zuckerman et al. (2011) and Malo et al. (2013). Spectroscopic (Galland et al. 2005) and astrometric (Hipparcos orbital solution) binary. Combining the spectroscopic solution with the inclination from Hipparcos results in a companion mass of  $0.51 M_{\odot}$  at 1.87 au. The secondary is most likely responsible for the X-ray emission from the system.
  38. **HIP 35564** See Desidera et al. (2015).
  39. **HIP 36349 = V372 Pup = 2MASS J07285137-3014490 = GJ 2060** Close visual system member of the AB Dor MG.
  40. **HIP 36414** See Desidera et al. (2015).
  41. **GJ 278C = YY Gem = Castor C** Eclipsing binary with similar components ( $P=0.81d$ ,  $M=0.5975+0.6009$ , Torres & Ribas 2002). The other components of the Castor system (two SB with A type primaries) are at 72 arcsec = 1070 au (total mass  $4.83 M_{\odot}$  Torres & Ribas 2002). Distance to the system from Torres & Ribas (2002), based on reanalysis of Hipparcos data. Member of Castor MG (Ribas 2003).
  42. **HIP 38160 = HD 64185** A close visual companion at 0.141 arcsec= $4.8$  au has been reported by R13. This companion might also be responsible of the astrometric signature in Makarov & Kaplan (2005). We adopt the mass of the companion from R13. The star listed in CCDM and WDS (CCDM J07492-6017B) at a projected separation of 23 arcsec is not physically associated. The star is a member of Carina-Near MG according to Zuckerman et al. (2006).
  43. **HIP 39896 A = FP Cnc = GJ 1108A** The star is a probable member of Columba association according to B13. They also discovered a close visual companion (sep 0.25 arcsec).
  44. **HIP 39896 B = GJ 1108B** Additional close pair (SB2) of M dwarf companions at a separation of 14 arcseconds from HIP 39896 A. We adopt the discovery parameters by Shkolnik et al. (2012). Both pairs have been observed in deep imaging. There is a limited space of dynamical stability (from 23 to 68 au) for planets around the central binary, due to moderately wide orbit of the central binary and the presence of the outer pair.
  45. **EM Cha = RECX7** See Thalmann et al. (2014).
  46. **RS Cha = HIP 42794 = RECX8** SB2 and EB with similar components, member of  $\eta$  Cha open cluster See Alecian et al. (2005) and references therein for a detailed description of the system. One of the components is also a pulsating  $\delta$  Scu star
  47. **EQ Cha = RECX12** Close visual binary member of  $\eta$  Cha open cluster (B06). Flux ratio close to unity.
  48. **TYC 8927-3620-1** See Desidera et al. (2015).
  49. **HIP 45336 =  $\theta$  Hya = HD 79469** The B9.5 star  $\theta$  Hya was shown to have a WD companion with temperature 25000-31000 K from the analysis of the UV spectrum of the system (Burleigh & Barstow 1999). Vennes et al. (1998) detected low amplitude RV variations and astrometric acceleration was detected from Hipparcos data and from the difference of Hipparcos and historical proper motion (Makarov & Kaplan 2005). Therefore, the period is expected to be or the order of a decade, but no orbital solution is available in the literature. We adopt the stellar masses from Holberg et al. (2013).
  50. **1RXSJ091744.5+461229AB** See Bowler et al. (2015). Individual masses from Janson et al. (2012)
  51. **HIP 47133 = PYC J09362+3731 = GJ 9303** Short-period SB2, see Bowler et al. (2015) for details and references. As for other suspected tidally locked binaries we adopt an age of 4 Gyr.
  52. **HIP 49669 = Regulus =  $\alpha$  Leo = HD 87901** The presence of a spectroscopic companion was identified by Gies et al. (2008), with indication that the companion is a white dwarf. If this is the case, significant interaction between the components were expected to have happened, possibly explaining the extreme rotation of the (current) primary. Rappaport et al. (2009) modelled the evolution of the system, finding as the most likely initial configuration two stars of 2.3 and  $1.7 M_{\odot}$  in short period (1-15 days). The current companion to the  $3.4 M_{\odot}$  component is expected to be a  $0.30 M_{\odot}$  He WD. This scenario requires an age of the system older than 900 Myr. The system is quadruple, as there is a close pair of low mass stars (K2V + M4V) at a projected separation of 175 arcsec = 4000 au, whose physical association has been recently confirmed by Tokovinin et al. (2015). Therefore, we rely on the age indicators of the late-type component. The lack of lithium (Pallavicini et al. 1992a) indicate an age older than 500 Myr while the chromospheric and coronal emission yield an age slightly younger than the Hyades. We adopt an age of 600 Myr. This estimate indicates that some adjustments are needed in the description of the evolution of the system by Rappaport et al. (2009), which is not unexpected considering the theoretical uncertainties in the common envelope evolution.
  53. **HIP 49809 = HD 88215 = HR 3991** This is a rapidly rotating early F star and single-lined SB. The minimum mass of the companion is  $0.20 M_{\odot}$ . Stellar age is obtained through isochrone fitting. Kinematics is compatible with

- young disk without association to any known group. The star hosts a debris disk.
54. **HIP 50156 = DK Leo = GJ 2079.** The star was suspected to have RV variations in the literature but without conclusive evidence of binarity. The star is also a  $\Delta\mu$  binary. We retrieved 7 spectra from SOPHIE archive, which show RV variations of about 18 km/s (peak-to-valley) over about 1 month. The CCF indicates a single-lined SB. From the small variations of RVs taken in consecutive nights (which is also consistent with López-Santiago et al. (2010) measurements), it results that the period is likely of the order of months. Therefore, the large activity and fast rotation can not explained by tidal locking but is rather due to youth. The star was classified as a member of Columba MG and  $\beta$  Pic MG according to Brandt et al. (2014a) and Schlieder et al. (2012); Malo et al. (2013), respectively. However, the unknown system velocity represents a major source of uncertainty in these evaluations. Independently on the kinematics, we estimate as age of 150 Myr, taking the lithium non-detection (López-Santiago et al. 2010) into account. We also adopt as tentative binary parameters to estimate the limits of dynamical stability a period of 100d and RV semi-amplitude of 10 km/s.
  55. **TWA 22** Originally proposed as TWA member, there are no adequate kinematic data according to Torres et al. (2008). Teixeira et al. (2009) derived system parallax, proposing association with the  $\beta$  Pic MG, that we adopt here. Orbit from Bonnefoy et al. (2009).
  56. **TYC 7188-0575-1** See Desidera et al. (2015).
  57. **CHXR 74** Binary and stellar parameters from Joergens et al. (2012)
  58. **TWA 5 Aab** The central pair was first resolved by Macintosh et al. (2001) and its orbit was derived by Konopacky et al. (2007) and recently refined by Köhler et al. (2013), obtaining a period of 6.025 yr, a semimajor axis of 63.7 mas and an eccentricity of 0.755. Adopting the recently derived trigonometric parallax (Weinberger et al. 2013), the sum of the masses of the components is  $0.90M_{\odot}$  and the semimajor axis 3.2 au. Torres et al. (2003) identified TWA5 as a very short period single-lined SB, with period 1.37 days and RV semi-amplitude 20 km/s. Therefore the system should include three stellar components, but some concerns on the existence of the short-period companion were presented by Weinberger et al. (2013). An additional companion of substellar mass (TWA5 B) to the pair was discovered by Lowrance et al. (1999); Webb et al. (1999) at a projected separation of  $1.95'' = 97.7$  au from TWA5Aab. The mass of TWA5B is of  $20M_J$  according to Lowrance et al. (1999) and Webb et al. (1999) and  $25M_J$  according to Neuhäuser et al. (2010); Chauvin et al. (2010). A preliminary orbital solution indicates a semimajor axis of 127 au with eccentricity of 0.24 (Köhler et al. 2013).
  59. **HD 102982** Very active star, probable SB2 according to Soderblom et al. (1998). A FEROS spectrum from ESO archive confirms the SB2 nature of the system. Kiraga (2012) classified the star as a contact eclipsing binary with period of 0.277d. Nordström et al. (2004) gives  $RV = -67.3 \pm 4.6$  km/s (1 measurement), which would imply kinematic parameters typical of an old star. However, the binarity may have significant impact on the RV. In any case, there is a good chance that the large activity is due to tidally-enhanced rotation and not to young age. We then adopt an age of 4 Gyr. L05 identified an additional companion at  $0.9''$  (spectral type M5V), making the system triple.
  60. **TWA 23** Member of TW Hya association. RV variability was discovered by Bailey et al. (2012). Their 14 measurements does not allow a unique orbital solution; they list three equally good orbits. Conservatively, we derive the limit for dynamical stability adopting their solution with the longest period. We adopt the trigonometric parallax and stellar mass from Weinberger et al. (2013).
  61. **HIP 59960 = HD 106906** Member of LCC, the star was shown to host a  $11 M_J$  companion at a projected separation of 650 au (Bailey et al. 2014). Images from JL13 were used in the discovery paper. Very recently, Lagrange et al. 2015, A&A, submitted, showed that the central star is an SB2 system. The star has also a significant infrared excess, indicating the presence of a massive debris disk, which have been recently spatially resolved with SPHERE and GPI (Lagrange et al. 2016; Kalas et al. 2015)
  62. **G 13-33** Young M dwarf resolved into a tight binary by B15. The system is not associated with known moving groups. B15 adopt an age between 10 to 300 Myr from Shkolnik et al. in prep. We adopt 150 Myr.
  63. **HIP 60553** Identified as SB2 in Torres et al. (2006), with an estimated magnitude difference of 0.5 mag in V. The star is also flagged as stochastic solution in the original Hipparcos catalog. Orbital solution is not known. Therefore, we are not able to determine whether the very large coronal emission ( $\log L_X/L_{bol} = -2.93$ ) and fast rotation (period 0.89 days, Koen & Eyser (2002)) are due to youth or tidal locking. From the lack of lithium (Torres et al. 2006), a lower limit of 400 Myr on stellar age is derived. The space velocities derived using the single-epoch RV from Torres et al. (2006) are far from locus typical of young stars, so we argue it is a old star tidally locked by a close companion. We adopt and age of 4 Gyr.
  64. **GJ 3729** Young M dwarf resolved into a tight binary by B15. The system is a possible member of Tuc-Hor MG (Shkolnik et al. 2012).
  65. **TWA 20** Young star classified as SB2 by Jayawardhana et al. (2006) and Elliott et al. (2014). The large RV difference between the components (at least 125 km/s) indicate a rather short orbital period. We adopt the trigonometric parallax by Weinberger et al. (2013). Elliott et al. (2014) reject membership on TWA on the basis of their revised system RV. The lithium content (da Silva et al. 2009) indicates an age intermediate between TWA and beta Pic MGs.
  66. **HIP 62983 = HD 112131** Close stellar companion resolved by lunar occultation and speckle interferometry (Africano et al. 1975; Mason 1996) The CHARME2 catalogue (Richichi et al. 2005) quote a projected separation of 0.320 arcsec and brightness ratio of 5.2 in V band. From this, we infer that the secondary is a late F star. V12 quote a separation of 0.04 arcsec. We adopt the projected separation from occultation for the derivation of the critical semimajor axis for dynamical stability. We adopt the age of 125 Myr from V12.
  67. **HIP 63742 = HD 113449 = PX Vir** Member of AB Dor MG according to Zuckerman et al. (2004) and Torres et al. (2008). Close companion detected by Hipparcos astrometry (with orbital solution), radial velocity (Griffin 2010) and direct imaging (Evans et al. 2012) The orbital solution by Evans et al. (2012) is adopted here.
  68. **HIP 63962 = HD 113706** G0 star classified as member of LCC. J13b noted the elongated PSF, indicating an unresolved binary with projected separation well below 50 mas. The binarity is further supported by the difference among the two RV measurements available in the literature ( $12.6 \pm 0.2$  km/s and  $4.8 \pm 1.3$  km/s from Chen et al. (2011) and Bobylev et al. (2007) respectively). We tentatively adopt a projected separation of 30 mas and a mass ratio close to unity.
  69. **2MASS J13215631-1052098** Close visual binary (L15), probable member of TWA following Riaz et al. (2006).
  70. **HIP 66001 = HD 117524** G8 star classified as member of LCC. J13b noted the elongated PSF, indicating an unresolved binary with projected separation below 50 mas. The binarity is further supported by the astrometric acceleration detected by Hipparcos and the difference among the two RV measurements available in the literature (7.4 km/s and  $2.7 \pm 1.2$  km/s from SACY and Bobylev et al. (2007) respectively). We tentatively adopt a projected separation of 30 mas and a mass ratio close to unity.
  71. **HIP 72399 = HD 130260A** See Desidera et al. (2015)
  72. **HIP 74045 = HD 135363 = IU Dra** Close companion detected by B07 and GDPS ( $\Delta H = 4.0$ ). Montes et al. (2001a) classified the star as a member of the IC2391 MG. Makarov et al. (2007) support this association by noting a possible close encounter with IC 2391 24 Myr ago with small relative velocity. Bubar et al. (2007) estimated an age of  $35_{-6}^{+14}$  Myr from isochrone fitting, further supporting the association. The activity indicators and lithium abundance suggest an age similar or younger than the Pleiades. We adopt an age of 50 Myr.
  73. **HIP 76267 =  $\alpha$  CrB = HD 139006** Double-lined spectroscopic and eclipsing binary composed by a B9.5 primary and G secondary. We adopt the individual masses and orbit from Tomkin & Popper (1986). The space velocities are compatible with UMa membership, as previously proposed by King et al. (2003). The X-ray luminosity is comparable to Hyades star, if one assumes it is originating from

- the solar-type secondary. We then adopt an age of 500 Myr. A circumbinary debris disk was resolved by Booth et al. (2013) on the basis of Herschel data.
74. **1RXS J153557.0-232417 = GSC 06764-01305** Close visual binary discovered by Kraus et al. (2008). Masses of the components from Kraus et al. (2008).
  75. **HIP 76629 = HD 139084 = V343 Nor** See Thalmann et al. (2014).
  76. **HIP 77858** SB1, orbit from Levato et al. (1987).
  77. **HIP 78104** SB1, orbit from Levato et al. (1987).
  78. **RX J155734.4-232112 = V1148 Sco = ScoPMS 17** The star was resolved as close visual binary in Kraus et al. (2008) and L14, with some discrepancy in the mass ratio between the two sources. We adopt the individual masses by Kraus et al. (2008).
  79. **HIP 78168** SB1, orbit from Levato et al. (1987).
  80. **HIP 78196** A very low mass star at small separation was discovered by Hinkley et al. (2015) using the sparse aperture masking technique.
  81. **HIP 78207** SB2 discovered by Dahm et al. (2012). Only single-epoch RV difference between the components available.
  82. **HIP 78265 = HD 143018** Double-lined spectroscopic and eclipsing binary. Orbital parameters from Stickland et al. (1996).
  83. **1RXS J160210.1-2241.28 = V1154 Sco** Short-period spectroscopic binary discovered by Mathieu et al. (1989). An additional system of lines at constant RV is also reported. A visual companion was discovered at about 0.30 arcsec making the system triple (Ghez et al. 1993; Köhler et al. 2000). The visual component is likely the responsible for the additional spectral signature. We adopt the stellar masses of the visual components by Kraus et al. (2008) and the minimum mass from the spectroscopic orbit for the unseen spectroscopic component. The system configuration leaves little dynamical room in our planet-search zone, as the critical semimajor axis due to the wide component is at about 12 au, corresponding to just 0.09 arcsec at the distance of Upper Scorpius region, while the limit for stability of planet around the whole triple system is too wide for being considered in this work (193 au).
  84. **[PGZ2001]J160341.8-200557** SB2 discovered by Dahm et al. (2012). Only single-epoch RV difference between the components available.
  85. **1RXJ 160355.8-203138** Close visual binary in Upper Scorpius.
  86. **1RXS J160446.5-193031 = V1156 Sco = ScoPMS027** Close visual binary discovered by Kraus et al. (2008). Masses of the components from Kraus et al. (2008).
  87. **[PGZ2001]J160545.4-202308** SB2 discovered by Dahm et al. (2012). Only single-epoch RV difference between the components available. Dahm et al. (2012) also reported a visual companion candidate identified on the HIRES guide camera images, but separation and magnitude difference are not listed.
  88. **HIP 78977 = HD 144548 = EPIC-204506777** This is a triple eclipsing system member of Upper Scorpius association. A close eclipsing system was originally identified by Kiraga (2012). Alonso et al. (2015) revised the period of the short-period eclipsing binary and identified additional eclipses with a period of 33 days, thanks to the Kepler-2 photometric time series. We adopt the system parameters from this latter study. The direct imaging observations allow to probe the presence of substellar companions around the three components of this tight triple system. The system was also reported to have IR excess at  $24 \mu\text{m}$  (Chen et al. 2011).
  89. **1RXS J160814.2-190845 = TYC 6209-735-1 = GSC 06209-00735** Spectroscopic binary discovered by Guenther et al. (2007). The companion has also been resolved by Kraus et al. (2008) from sparse aperture mask observations at a projected separation 25 mas = 3.6 au. The mass of the secondary estimated by Kraus et al. (2008) is similar to the minimum mass derived by the RV orbital solution.
  90. **HIP 79097 = HD 144823** J13b noted the elongated PSF, indicating an unresolved binary with projected separation below 50 mas. At odds to HIP 63962 and HIP 66001, which were also proposed as binaries by J13b due to PSF elongation, there are no multiple RV measurements available in the literature to confirm the binarity. We tentatively adopt a projected separation of 30 mas and a mass ratio close to unity. The star has an additional component at 0.8 arcsec, making the system a likely triple (J13b).
  91. **HIP 79404** SB1, orbit from Levato et al. (1987). Member of US.
  92. **1RXS J161318.0-221251 = TYC 6213-0306-1 = BD-21 4301** SB2 with nearly identical components discovered by Guenther et al. (2007) These authors also derived the orbital solution. We adopt the primary mass by L14.
  93. **HIP 79643 B** Triple system, formed by a F2 star, separated by 1.24 arcsec from a close pair (projected separation 47 mas, see L14) which is the target considered in our study. Masses from L14. Member of US
  94. **HIP 81266 =  $\tau$  Sco = HD 149438 = HR 6165** This early B star, member of US, was recently resolved in a close binary (projected separation  $21.52 \pm 0.27$  mas) by interferometric observations (Rizzuto et al. 2013).
  95. **HIP 84586 = HD 155555** Triple system, member of  $\beta$  Pic MG. The spectroscopic binary with a period of 1.68 days and a mass-ratio close to unity ( $M_A = 1.06M_\odot$  and  $M_C = 0.98M_\odot$ ) has a distant ( $\rho = 33''$ ) companion with  $M_B = 0.25M_\odot$ .
  96. **HIP 84642 = HD 155915 = V857 Ara** Close binary star, possible member of Tuc-Hor association according to Zuckerman et al. (2011) and further confirmed as member by Malo et al. (2013) The age indicators are fully consistent with the membership assignment.
  97. **HIP 86346 = HD 160934** Member of AB Dor MG. A close companion was identified by both RV and direct imaging (Gálvez et al. 2006; Lafrenière et al. 2007; Hormuth et al. 2007; Griffin & Filiz Ak 2010; Evans et al. 2012) The composite orbital solution by Evans et al. (2012) was adopted. Weis (1991) reported a companion at  $20''$ , confirmed by 2MASS observations (see Lowrance et al. 2005).
  98. **HIP 88848 = HD 166181 = V815 Her** Triple system. This short period spectroscopic binary (p=1.8 days) has been found by Fekel et al. (2005) to have a further companion with p=5.7yr on a quite eccentric orbit (e=0.76). Fekel et al. (2005) also reports a mass of  $0.37M_\odot$  and  $0.79M_\odot$  for the close and the distant companion respectively. An astrometric solution is also reported, with  $a=4.1 \text{ au} = 0.13''$ . The outer companion was resolved in GDPS. As the very high coronal activity should be induced by the close companion, we do not use the X-ray luminosity for the age determination. The lithium EW suggests an age of 125 Myr (to be taken with caution because of the blending of three objects, dedicated modelling would be needed).
  99. **CD -64 1208 A = TYC 9077-2489-1** Close visual binary resolved by Biller et al. (2007); Chauvin et al. (2010) at a projected separation of about 0.17 arcsec and with  $\Delta K = 2.3$  mag. The pair has a wide companion, the A7V star HIP 92024=HD 172555=HR 7012 at 70 arcsec = 2000 au projected separation, from which we took the trigonometric parallax of the system. The system is a member of  $\beta$  Pic MG.
  100. **HIP 92919 = HD 175742 = V775 Her** Single-lined SB (period 2.879 days, circular orbit). Plavchan et al. (2009) discovered  $24 \mu\text{m}$  excess. The star is a BY Dra variable, with photometric period similar to the orbital one, indicating tidal locking. This is likely responsible for the enhanced activity level of the star. The kinematic parameters (U,V,W=24.5, 0.0, -22.6 km/s, using center of mass velocity from SB9 orbit) put the system far from the region of very young stars and close to UMa group. Membership to UMa is assigned by Montes et al. (2001b) and considered possible by King et al. (2003) J13 adopted an age of 40-60 Myr from Plavchan et al. (2009). Marginal detection of lithium have been reported by Strassmeier et al. (2000) and White et al. (2007) while only upper limits by Mishenina et al. (2012). These values are compatible with a star of the age of UMa. We then adopt 500 Myr.
  101. **HIP 94050 = HD 177996:** The star is a short-period SB2 (Soderblom et al. 1998), but the orbital solution is not available. The line depth ratio is about 0.5 at  $6700 \text{ \AA}$ . Lithium was detected, with an EW likely larger than Hyades of similar color, indicating a true moderately young star rather than a tidally-locked system. Adopting a RV of -38.4 from Soderblom et al. (1998), kinematic parameters similar to the Hyades are derived (UVW = -40.5, -14.2, 5.3). We adopt an age of  $400 \pm 200$  Myr.
  102. **HIP 94863 = HD 180445** The star is a short period SB2 (Cutispoto et al. 2002, G8V+K5V). A preliminary orbital solution

was provided by Tokovinin et al. (2006). They also found evidence for a wide-separation tertiary component at 9.4 arcsec. We adopt the individual masses from MSC and we assume circular orbit due to the short period. No lithium was detected by Cutispoto et al. (2002); Soderblom et al. (1998), with limits corresponding to ages older than about 500 Myr. The rotation period by Kiraga (2012) is very close to the orbital period. Therefore the large coronal and chromospheric emission appear to be due to tidally induced rotation and not to young age. The main sequence status of both components and the thin disk kinematics put an upper limit of about 8 Gyr. We then adopt an age of 4 Gyr.

103. **HIP 95149 = HD 181321 = GJ 755** Reported as a SB in Nordström et al. (2004) (scatter of RV of 2.3 km/s over about 9 years) and Guenther & Esposito (2007) (trend of -1.4 km/s/yr, with a possible curvature over 1.2 yr). The astrometric acceleration was also detected by Hipparcos. We then argue that the companion is most likely a low mass star with a period of several years. A spectral type later than K5 is expected from the lack of signature of the secondary in the spectra (Cutispoto et al. 2002). The age indicators point to a moderately old age, compatible with membership in Castor MG proposed by Ribas (2003).
104. **HIP 97255=HD 186704** This star shows RV variations of at least 5 km/s peak-to-valley (Nidever et al. 2002; Nordström et al. 2004; Tremko et al. 2010). Tokovinin (2014) quote a period of 3990d from a priv. common by D. Latham. As the minimum mass of the spectroscopic companion is not included in this study, we adopt  $0.3M_{\odot}$  for the calculation of the stability limits. The star has a wide companion, the flare star V1406 Aql, at 9 arcsec. Zuckerman et al. (2013) classified the system as a probable member of the Octans-Near Association. The age indicators are compatible with an age similar to the Pleiades.
105. **2MASSJ19560294-3207186** Close visual pair with an additional component, the M0 star TYC 7443-1102-1, at 26 arcsec. This triple system is a probable member of  $\beta$  Pic MG.
106. **HIP 100751 = HD 193924 =  $\alpha$  Pav** This star, member of Tucana association, is a close spectroscopic binary (SB9). The minimum mass of the companion is  $0.26 M_{\odot}$ .
107. **HIP 101800 =  $\iota$  Del = HD 196544** This star is a spectroscopic binary with an Am primary. The short-period orbit from SB ( $P=11.039$ d;  $e=0.23$ ) yields a minimum mass of  $0.49 M_{\odot}$  for a primary stellar mass of  $2.0 M_{\odot}$ . The companion is then most likely a early M or a K dwarf. The star also shows IR excess (Rhee et al. 2007; Morales et al. 2011). This star was observed in deep imaging by R13 and B13. These studies provide discrepant age values. R13 assumed an age of 30 Myr from Rhee et al. (2007) while B13 list their own determination of a median age of 272 Myr (69-444 Myr 95% limits). To further investigate the issue, we consider the kinematic of the system, adopting the center of mass velocity from SB9 and distance and proper motions from Van Leeuwen (2007). The space velocities results  $U, V, W = -7.7, -4.2, -8.2$ . These are quite far from those of the moving groups younger than 100 Myr and compatible within error with those of the Castor MG (Ribas 2003). An additional indirect evidence against a very young age comes from the lack of detection of the system (whose X-ray emission should be dominated by the secondary, unless it is a WD) using ROSAT. Therefore, we adopt the age of the Castor MG as given in Ribas (2003) (320 Myr).
108. **TYC 5206-0915-1** See Desidera et al. (2015).
109. **HIP 105404 = HD 202917 = BS Ind** See Thalmann et al. (2014).
110. **HIP 105441 = HD 202746 = V390 Pav** This star was classified as a new potential member of Tuc-Hor association in Zuckerman et al. (2001) but it was rejected by Song et al. (2003) because of its low lithium content. Membership to  $\beta$  Pic MG is instead supported by Malo et al. (2013). Radial velocity is variable with peak-to-valley difference of at least 30 km/s (Nordström et al. 2004; Torres et al. 2006; Gray et al. 2006) and Gray et al. (2006) noted the possible presence of blending in the violet part of their optical spectrum. The star has a wide (26 arcsec projected separation) companion, TYC 9114-1267-1. Both components were observed by K07. The very similar proper motions and the fact that the photometric distance of TYC 9114-1267-1 is compatible with the trigonometric parallax of HIP 105441 suggest physical association, with the RV difference being due to binarity of the primary. However, TYC 9114-1267-1 (K7V) has detectable lithium ( $EW=15$  mÅ) in SACY, suggesting an age of about 30-50 Myr, while HIP 105441 (K2V) has no detectable lithium (Song et al. 2003; Torres et al. 2006), corresponding to a lower limit on stellar age of about 400 Myr. HIP 105441 shows indication of enhanced activity (Arriagada 2011) and rotation (Kiraga 2012), which would indicate age of about 100 Myr, but considering the lack of lithium, we favour tidal locking as the source of these characteristics. We then adopt an age of 4 Gyr but we note that further studies are needed for a characterisation of this object and to investigate its physical association with TYC 9114-1267-1.
111. **HIP 107556 =  $\delta$  Cap = HD 207098 = GJ 837** See Thalmann et al. (2014).
112. **[FS2003] 1136 = 1RXS J214906.4-641300** Resolved as a close visual binary by CH10. Stellar parameters from CH10.
113. **HIP 108195:** Triple system formed by a close pair of F stars and a M5-M7 companion at 4.9 arcsec, identified by Chauvin et al. (2010). The inner pair has a preliminary orbit in WDS. The system is a member of Tucana association.
114. **HIP 109901 = HD 211087 = CS Gru** See Thalmann et al. (2014).
115. **GJ 860 = HD 239960 B** Close visual binary with orbital solution. Individual masses from Henry et al. (1999). Age from H10.
116. **PPM 366328 = TYC 9129-1361-1** Classified as possible member of Tuc-Hor association (Zuckerman et al. 2001), Torres et al. (2006) showed that instead the star is an SB2 ( $\Delta V = 1$  mag) with no detectable lithium, indicating an age older than the Hyades. The different RVs as measured by Zuckerman & Webb (2000) and Torres et al. (2006) also support binary. The very fast rotation ( $v \sin i = 88$  km/s) and bright X-ray emission ( $\log L_X/L_{bol} = -3.38$ ) are then likely due to tides of the companion. There is another companion at 24 arcsec (Neuhäuser et al. 2003), classified as M2 by Riaz et al. (2006). Taking into account both components, we adopt a distance of 60 pc, and, assuming tidal locking as responsible of the enhanced activity of the SB2 system, an age of 4 Gyr. Masses of the components from mass-luminosity relations.
117. **HIP 116003 = GJ 1284 = 2MASSJ23301341-2023271** This star was classified as SB2 by Torres et al. (2006). The orbital solution is not available. It was classified as candidate member candidate of Columba association by Malo et al. (2014) We adopt the trigonometric distance by Riedel et al. (2014).