



Native Blue Banded Bee - Kabi Kabi Country

Native Title Snapshot 2023

Each year the Indigenous Country and Governance Unit (ICG) compiles information from a range of publicly available resources, including from the National Native Title Tribunal and the Office of the Registrar of Indigenous Corporations to provide a broad overview of the status of native title throughout Australia.

National

In Australia, there have been 471 positive determinations as at 1 January 2023:

	Land and waters (sq km)	Land and waters (%)
Total land and waters	8,099,264*¹	100%
Exclusive native title	1,133,103	14%
Non-exclusive native title	2,186,695	27%
Native title does not exist	529,548	7%
Offshore – non-exclusive	91,125	1%
Undetermined area	4,158,793	51%

Australian Capital Territory and Tasmania

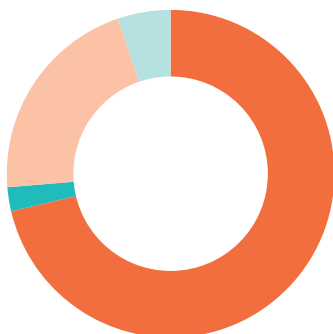
To date there has not been any determinations of native title in the Australian Capital Territory or Tasmania.

QUEENSLAND

In Queensland (QLD) there have been 166 positive determinations.

	Land and waters (sq km)	Land and waters (%)*
Total land and waters	1,851,736	100%
Exclusive native title	57,371	3%
Non-exclusive native title	512,080	28%
Native title does not exist	126,252	7%
Undetermined area	1,148,076	62%

*Percentages have been rounded to the nearest whole number



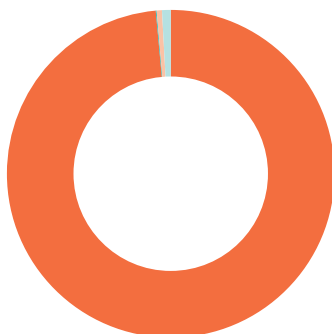
■ Exclusive native title ■ Non-exclusive native title ■ Native title does not exist ■ Undetermined area

NEW SOUTH WALES

In New South Wales (NSW) there have been 17 positive determinations.

	Land and waters (sq km)	Land and waters (%)*
Total land and waters	809,952	100%
Exclusive native title	685	Less than 1%
Non-exclusive native title	4,265	Less than 1%
Native title does not exist	6,927	Less than 1%
Undetermined area	798,075	>99%

*Percentages have been rounded to the nearest whole number



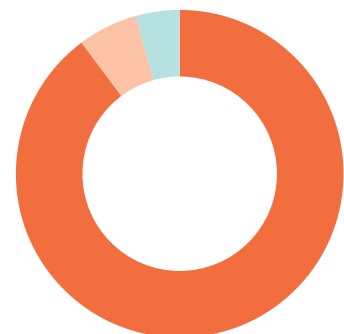
■ Exclusive native title ■ Non-exclusive native title ■ Native title does not exist ■ Undetermined area

VICTORIA

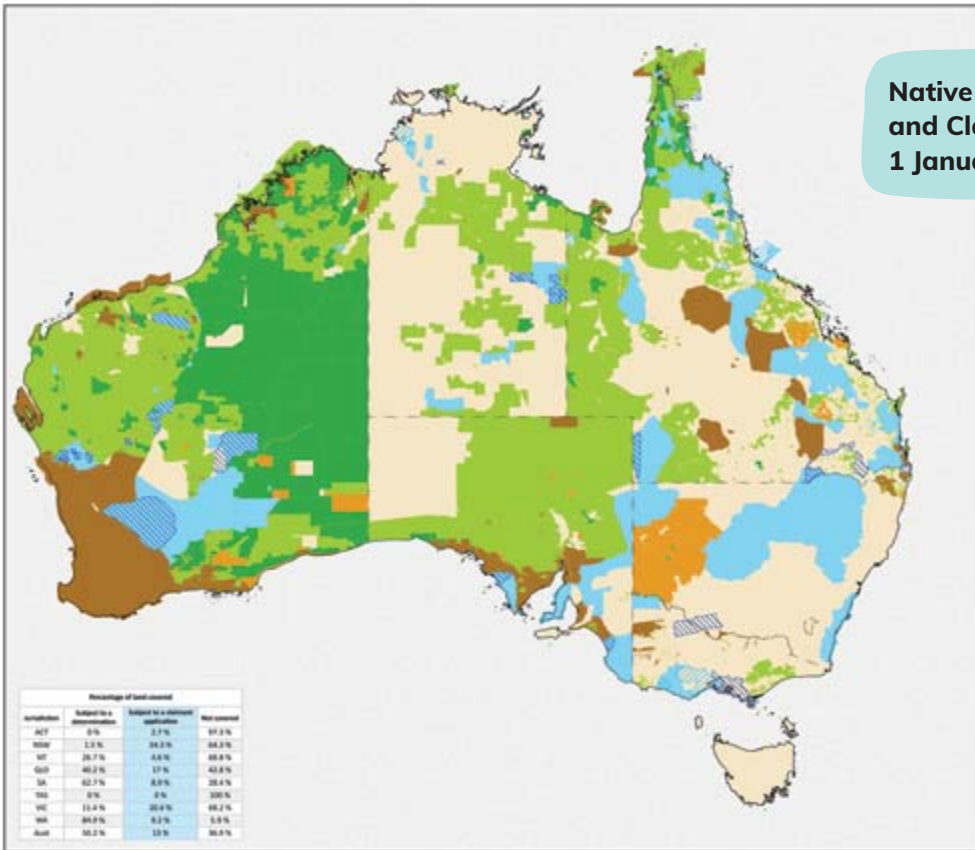
In Victoria (Vic) there have been 4 positive determinations.

	Land and waters (sq km)	Land and waters (%)*
Total land and waters	237,657	100%
Exclusive native title	0	0%
Non-exclusive native title	14,922	6%
Native title does not exist	11,008	5%
Undetermined area	211,647	89%

*Percentages have been rounded to the nearest whole number



■ Exclusive native title ■ Non-exclusive native title ■ Native title does not exist ■ Undetermined area



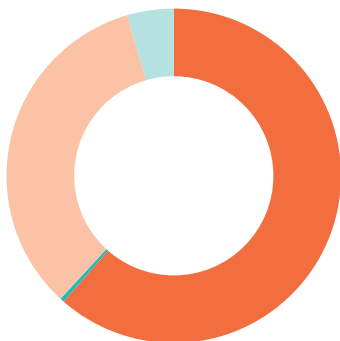
Native Title Determinations and Claimant applications at 1 January 2023

SOUTH AUSTRALIA

In South Australia (SA) there have been 35 positive determinations.

	Land and waters (sq km)	Land and waters (%)*
Total land and waters	1,044,353	100%
Exclusive native title	6,093	Less than 1%
Non-exclusive native title	539,232	52%
Native title does not exist	71,894	7%
Undetermined area	427,134	41%

*Percentages have been rounded to the nearest whole number



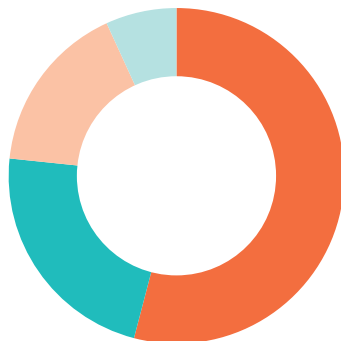
■ Exclusive native title ■ Non-exclusive native title
■ Native title does not exist ■ Undetermined area

WESTERN AUSTRALIA

In Western Australia (WA) there have been 131 positive determinations.

	Land and waters (sq km)	Land and waters (%)*
Total land and waters	2,642,753	100%
Exclusive native title	1,054,889	40%
Non-exclusive native title	771,829	29%
Native title does not exist	319,258	12%
Undetermined area	496,777	19%

*Percentages have been rounded to the nearest whole number



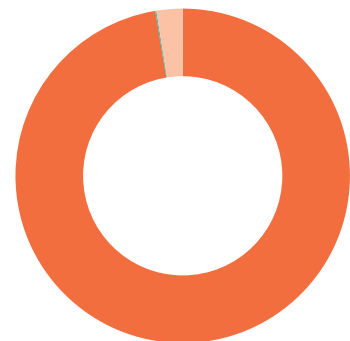
■ Exclusive native title ■ Non-exclusive native title
■ Native title does not exist ■ Undetermined area

NORTHERN TERRITORY

In Northern Territory (NT) there have been 119 positive determinations.

	Land and waters (sq km)	Land and waters (%)
Total land and waters	1,406,243	100%
Exclusive native title	14,055	Less than 1%
Non-exclusive native title	344,367	24%
Native title does not exist	927	Less than 1%
Undetermined area	1,046,894	74%

*Percentages have been rounded to the nearest whole number



■ Exclusive native title ■ Non-exclusive native title
■ Native title does not exist ■ Undetermined area

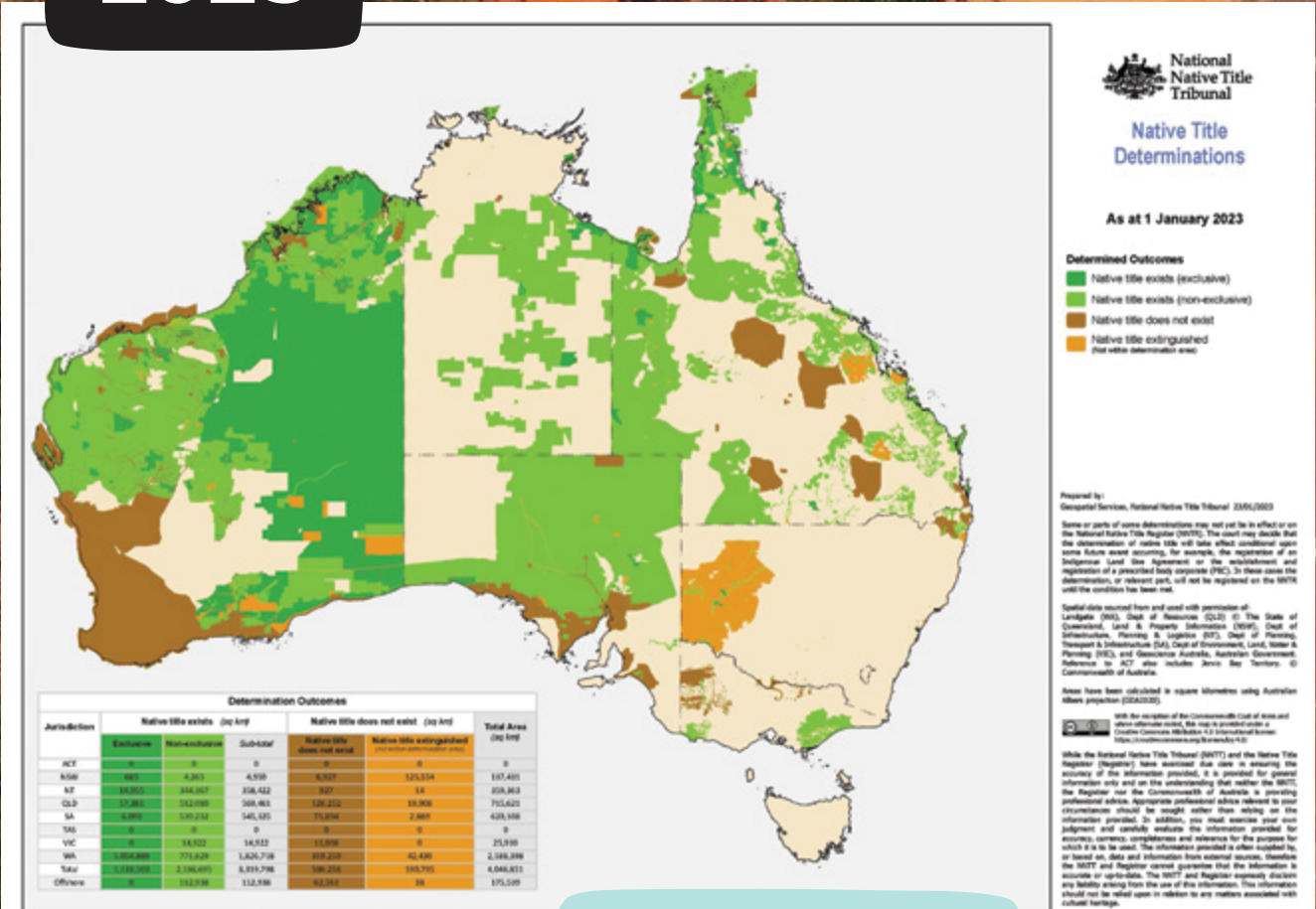
¹<https://www.ga.gov.au/scientific-topics/national-location-information/dimensions/area-of-australia-states-and-territories>

Native Title in Australia

Percentage of the land and waters covered by a native title determinations

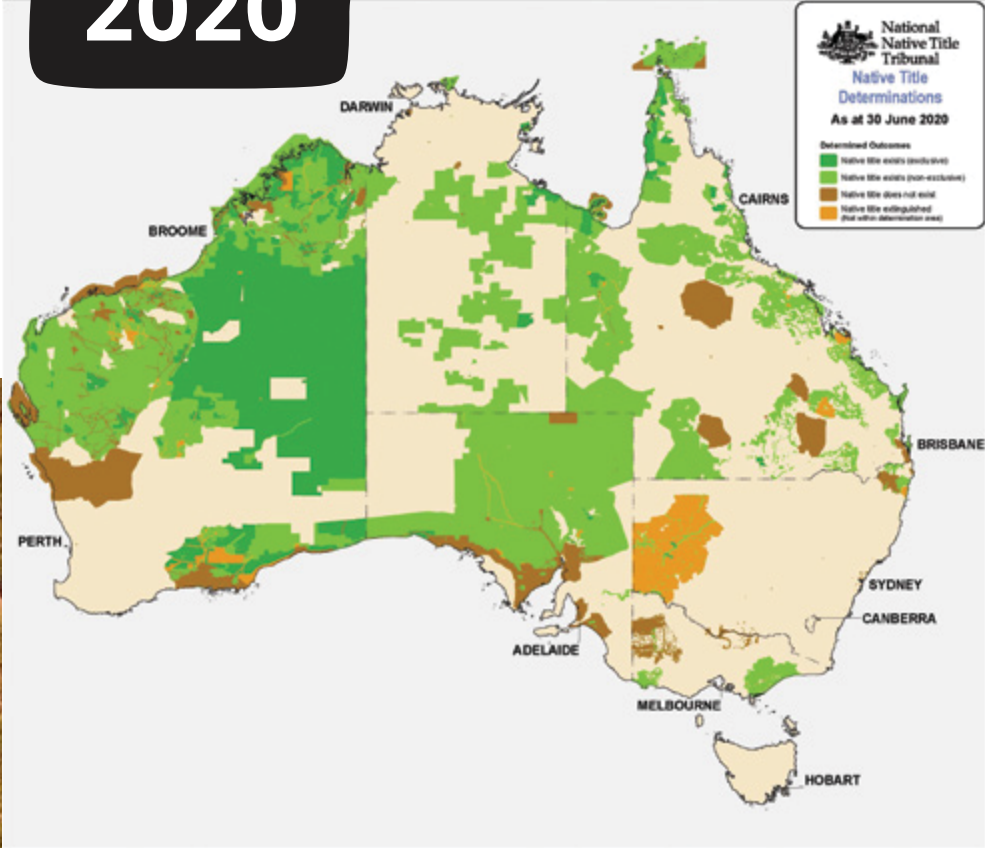
Year	Native Title determinations
2005	7.9%
2010	12.6%
2018	35%
2019	37%
2020	39.2%
2022	50.2%

2023

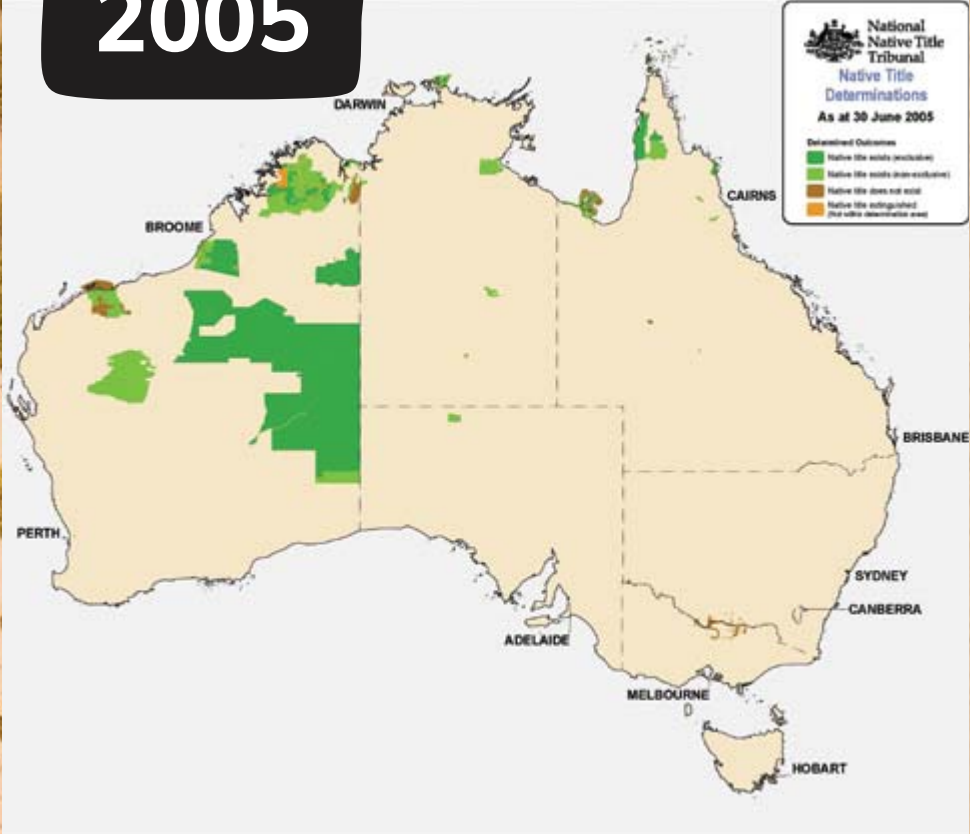


Native Title determinations at 1 January 2023

2020



2005



Prescribed Bodies Corporate (PBC) data

Total PBC's	Small*	Medium**	Large***
National 254	152	82	20

*A small PBC is a corporation with at least two of the following in a financial year:² a gross operating income of less than \$100,000; consolidated gross assets worth less than \$100,000; and less than five employees.

**A medium PBC is a corporation with at least two of the following, in a financial year: a gross operating income between \$100,000 and \$5 million; consolidated gross assets worth between \$100,000 and \$2.5 million; and between five and 24 employees.

***A large PBC is a corporation with at least two of the following, in a financial year: a gross operating income of \$5 million or more; consolidated gross assets worth \$2.5 million or more; and more than 24 employees.

PBC constitution	Total	Average
Number of directors	2,309	9
Number of members	62,887	248

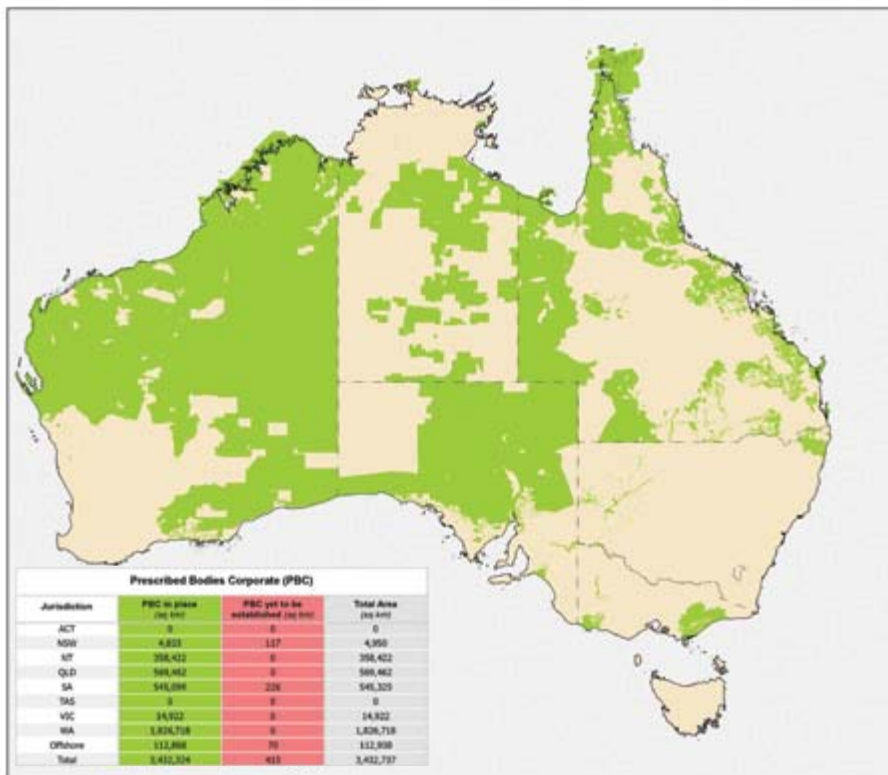
PBCs by representative body region

NTRB Region	Number of PBCs per region
Gur A Baradharaw Kod (Qld)	21
Cape York Land Council (Qld)	24
North Queensland Land Council (Qld)	35
Carpentaria Land Council Aboriginal Corporation (Qld)	6
Queensland South Native Title Services	33
Central Land Council (NT)	33
Northern Land Council (NT)	1*
Kimberley Land Council (WA)	33
Central Desert Native Title Services (WA)	26
Native Title Services Goldfields (WA)	5
Yamatji Marlpa Aboriginal Corporation	36
South West Aboriginal Land and Sea Council (WA)	2
South Australia Native Title Services	19
First Nations Legal and Research Services (Vic)	4
NTSCORP (NSW)	9
Unidentified	2

* The Top End (Default PBC/CLA) Aboriginal Corporation RNTBC (administered by the legal branch of the Northern Land Council) acts as PBC for all positive Native Title determinations in the Northern Land Council's region.

PBCs by State and Territory

State/Territory	Number of PBCs per State/Territory
Queensland	119
New South Wales	9
Australian Capital Territory	0
Victoria	4
Tasmania	0
South Australia	19
Western Australia	102
Northern Territory	34



National Native Title Tribunal
Prescribed Body Corporate
 As at 1 January 2023

■ PBC yet to be established
 ■ PBC in place

Prepared by:
 Geospatial Services, National Native Title Tribunal, 22/01/2023

Some or parts of some determinations may not yet be in effect or on the National Native Title Register (NNTT). The court may decide that the determination of native title will have effect conditional upon some future event occurring, for example, the registration of an Indigenous Land Use Agreement or the establishment and registration of a prescribed body corporate (PBC). In these cases the determination, or relevant part, will not be registered on the NNTT until the condition has been met.

Spatial data sourced from and used with permission of:
 Landgate (WA), Dept of Resources (Qld), © The State of Queensland, Dept of Customer Service (NSW), Dept of Infrastructure, Planning & Logistics (NT), Dept of Planning, Transport & Infrastructure (SA), Dept of Environment, Land, State & Planning (VIC), and Geoscience Australia, Australian Government. Reference to ACT also includes Jervis Bay Territory. © Commonwealth of Australia.

Areas have been calculated in square kilometres using Australian Albers projection (GDA2020).

With the exception of the Commonwealth Coat of Arms and where otherwise noted, the map is provided under a Creative Commons Attribution 4.0 International license: <https://creativecommons.org/licenses/by/4.0/>

While the National Native Title Tribunal (NNTT) and the Native Title Registrar (Registrar) have exercised due care in ensuring the accuracy of the information provided, it is provided for general information only and on the understanding that neither the NNTT, the Registrar nor the Commonwealth of Australia is providing professional advice. Appropriate professional advice relevant to your circumstances should be sought rather than relying on the information provided. In addition, you must exercise your own judgment and carefully evaluate the information provided for accuracy, currency, completeness and relevance for the purpose for which it is to be used. The information provided is often supplied by, or based on, data and information from external sources. Therefore the NNTT and Registrar cannot guarantee that the information is accurate or up-to-date. The NNTT and Registrar expressly disclaim any liability arising from the use of this information. This information should not be relied upon in relation to any matters associated with cultural heritage.

² ORIC fact sheet (2016) https://www.oric.gov.au/sites/default/files/documents/05_2016/14_0171_FACT%20SHEET_corporation_size_and_reporting_v2-0_web.pdf (see also CATSI Act s 37.10 and Corporations (Aboriginal and Torres Strait Islander) Regulations 2017 (Cth), s 8)