

New Properties of Double Boomerang Connectivity Table

Qianqian Yang^{1,3}, Ling Song^{2,4}, Siwei sun^{5,6}, Danping Shi^{1,3} and Lei Hu^{1,3}

¹ State Key Laboratory of Information Security, Institute of Information Engineering, Chinese Academy of Sciences, Beijing, China

yangqianqian@iie.ac.cn, shidanping@iie.ac.cn, hulei@iie.ac.cn

² College of Cyber Security, Jinan University, Guangzhou, China

songling.qs@gmail.com

³ School of Cyber Security, University of Chinese Academy of Sciences, Beijing, China

⁴ National Joint Engineering Research Center of Network Security Detection and Protection Technology, Jinan University, Guangzhou, China

⁵ School of Cryptology, University of Chinese Academy of Sciences, Beijing, China

sunsiwei@ucas.ac.cn

⁶ State Key Laboratory of Cryptology, P.O. Box 5159, Beijing 100878, China

Abstract. The double boomerang connectivity table (DBCT) is a new table proposed recently to capture the behavior of two consecutive S-boxes in boomerang attacks. In this paper, we observe an interesting property of DBCT of S-box that the ladder switch and the S-box switch happen in most cases for two continuous S-boxes, and for some S-boxes only S-box switch and ladder switch are possible. This property implies an additional criterion for S-boxes to resist the boomerang attacks and provides as well a new evaluation direction for an S-box. Using an extension of the DBCT, we verify that some boomerang distinguishers of TweAES and Deoxys are flawed. On the other hand, inspired by the property, we put forward a formula for estimating boomerang cluster probabilities. Furthermore, we introduce the first model to search for boomerang distinguishers with good cluster probabilities. Applying the model to CRAFT, we obtain 9-round and 10-round boomerang distinguishers with a higher probability than that of previous works.

Keywords: boomerang attack · DBCT · cluster · CRAFT · TweAES · Deoxys-BC

1 Introduction

Differential cryptanalysis, proposed by Biham and Shamir [BS91], is one of the most powerful techniques to assess the security of block ciphers. The main idea is to search for non-random pairs of input and output differences of the cipher with high probability. In many cases, it is hard to find long differentials. To overcome the restriction, Wagner introduced the boomerang attack in [Wag99], which is a development of differential cryptanalysis. The main idea of boomerang attacks is to combine two short differentials with high probabilities to get a long one. In boomerang attacks, a cipher E is regarded as the composition of two sub-ciphers, *i.e.*, $E = E_1 \circ E_0$. Suppose there exists two differentials $\Delta_1 \rightarrow \Delta_2$ for E_0 and $\nabla_2 \rightarrow \nabla_3$ for E_1 with probabilities p and q . Then it is a boomerang distinguisher of probability:

$$\mathbb{P}(E^{-1}(E(P) \oplus \nabla_3) \oplus E^{-1}(E(P \oplus \Delta_1) \oplus \nabla_3) = \Delta_1) = \mathbb{P}_{E_0} \cdot \mathbb{P}_{E_1} = p^2 \cdot q^2,$$

when the two differentials are independent.

Later, researchers focused on the dependence and the connectivity of two differentials. At Asiacrypt 2009, Biryukov *et al.* proposed three types of switches to evaluate the transition between the differentials of E_0 and E_1 more exactly in [BK09]. Then Dunkelman *et al.* proposed the sandwich attack [DKS10, DKS14], which divides the cipher into three parts, *i.e.*, $E = E_1 \circ E_m \circ E_0$ where E_m contains dependency. Further, Cid *et al.* gave a new tool named *Boomerang Connectivity Table* (BCT) to calculate the probability of one middle round theoretically [CHP⁺18]. Expanding one middle round to multiple middle rounds, Song *et al.* gave a generalized framework for the BCT and introduced a method to precisely calculate the probability of boomerang distinguishers [SQH19].

As shown in [SQH19], the clustering effect, which raises the probability of a boomerang distinguisher of SKINNY block cipher from $2^{-103.84}$ to $2^{-77.83}$, is significant for word-oriented block ciphers in boomerang attacks. In fact, the clustering effect of E_m can be considered only when dependency in E_m is well handled. This encourages a line of research on boomerang attacks that searches for good boomerang distinguishers with dependencies being taken into account. In [CHP⁺18], Cid *et al.* used an MILP model to study the ladder switch for boomerang attacks on Deoxys. In [LS19], Liu *et al.* proposed a generic approach searching for boomerang distinguishers on GIFT, where there is one middle round. Furthermore, Delaune *et al.* [DDV20] introduced a new approach to search for boomerang distinguishers by carefully dealing with dependencies without the need of specifying the middle rounds. Typically, these works search for good truncated boomerang characteristics first and then instantiate them.

In the most recent work [DDV20, HBS21], we observe that to handle dependency intermediate differences are treated as random for simplicity. However, this may be not true in certain cases. Besides, the clustering effect of the two outer parts E_0 and E_1 are neglected in the search for a truncated boomerang. So there needs a more careful treatment of dependency in E_m and the cluster effect over two outer parts.

Contribution. In this paper, we look into the double boomerang connectivity table (DBCT) which captures the properties of two continuous S-boxes in boomerang attacks and find new properties of DBCT, showing that the relation between neighbouring rounds cannot be ignored. We first observe that besides the common ladder switch and S-box switch, few other cases exist for two continuous active S-boxes and even for certain S-boxes, no other cases exist. When the cases besides the ladder switch and the S-box switch are rarer, it is more desirable for a cipher against the boomerang attack. Thus, the uniformity of DBCT for an S-box can be defined as an additional criterion for resisting the boomerang attack. The DBCT uniformity matters, which can be confirmed by comparing probabilities of the same boomerang distinguisher furnished with different S-boxes.

Further, we extend DBCT to the case of multiple active S-boxes in a row and the case where there is a complex linear layer in between. Applying extensions of DBCT to TweAES [CDJ⁺20] and Deoxys [JNPS16], we verify that a boomerang distinguisher of TweAES proposed by the designers is flawed, as well as two boomerang distinguishers of Deoxys-BC proposed in [BL22]. Once again, it demonstrates that the interactions between two S-box layers matter and should be treated carefully.

On the other hand, the properties of DBCT remind us to count only once instead of twice when there are two (or multiple) continuous active S-boxes. Based on this, we put forward a formula for evaluating the probability of the full boomerang cluster. We divide the cipher E into three sub-ciphers $E = E_1 \circ E_m \circ E_0$. Inspired by the method for evaluating the probability of truncated differentials, proposed by Moriai *et al.* in [MSAK99], we give the cluster probability of E_0 and E_1 similarly. The same technique applies to E_m due to the property of DBCT. Furthermore, we propose the first MILP model for searching boomerang clusters. What's more, it keeps the feature that there is no need for specifying the middle rounds. Applying our MILP model to CRAFT, we obtain good boomerang clusters for

6–14 rounds of CRAFT. Among them, the probabilities of 9-round and 10-round boomerang clusters are higher than those proposed in [HBS21].

Organization of the paper. The rest of the paper is organized as follows: in Section 2, we present the preliminaries for the boomerang attack and sandwich attack, and recall the previous definitions of tables used in boomerang attack. In Section 3, we propose some new properties for double boomerang connectivity table (DBCT) of S-box and introduce extensions of DBCT. In Section 4, we revisit some existing boomerang distinguishers of CRAFT, TweAES and Deoxys, respectively, and verify that the boomerang distinguisher of TweAES, and Deoxys are flawed. Using the property of DBCT, we give a new approach to simplify the formula for the probability of boomerang clusters and propose an MILP model to search for boomerangs with good cluster probability. Applying the model to CRAFT, we obtain 9-round and 10-round boomerang distinguisher with higher probability than previous works in Section 5. Finally, we conclude the paper in Section 6.

2 Preliminaries

2.1 Boomerang Attack

In [Wag99], Wagner proposed the boomerang attack which is grounded in the idea that combining two short differentials may lead to a good long one. In the left of Fig. 1 where a block cipher E is treated as the composition of two sub-ciphers E_0 and E_1 , we suppose there exist two short differentials $\Delta_1 \rightarrow \Delta_2$ and $\nabla_3 \rightarrow \nabla_2$ with high probability p and q . Under the assumption that the two differentials are independent, the probability of the boomerang distinguisher of E is

$$\mathbb{P}(E^{-1}(E(P) \oplus \nabla_3) \oplus E^{-1}(E(P \oplus \Delta_1) \oplus \nabla_3) = \Delta_1) = \mathbb{P}_{E_0} \cdot \mathbb{P}_{E_1} = p^2 \cdot q^2.$$

The sandwich attack, proposed by Dunkelman *et al.* in [DKS10, DKS14], is an improvement to the boomerang attack. Instead of assuming the two trails are independent, it takes into account the dependency between the two differentials and handles it in a middle part E_m , as shown in the right of Fig. 1. Thus, the sandwich attack regards cipher E as the composition of three sub-ciphers $E = E_1 \circ E_m \circ E_0$, where E_m usually contains a small number of rounds. If the probability of a boomerang coming back over E_m for random inputs x is $\mathbb{P}(E_m^{-1}(E_m(x) \oplus \nabla_2) \oplus E_m^{-1}(E_m(x \oplus \Delta_2) \oplus \nabla_2) = \Delta_2) = r$, then the probability of the whole boomerang distinguisher is

$$\mathbb{P}(E^{-1}(E(P) \oplus \nabla_3) \oplus E^{-1}(E(P \oplus \Delta_1) \oplus \nabla_3) = \Delta_1) = \mathbb{P}_{E_0} \cdot \mathbb{P}_{E_m} \cdot \mathbb{P}_{E_1} = p^2 \cdot r \cdot q^2.$$

2.2 Tables

First, let's recall the definitions of some tables of an S-box.

Definition 1. Let S be a function from \mathbb{F}_2^n to \mathbb{F}_2^n . Given $\alpha_i, \beta_i \in \mathbb{F}_2^n, i \in \{1, 2\}$, the difference distribution table (DDT) and the boomerang connectivity table (BCT [CHP⁺18]) are two-dimensional tables defined as

$$\text{DDT}(\alpha_1, \alpha_2) = \#\{x \in \mathbb{F}_2^n \mid S(x) \oplus S(x \oplus \alpha_1) = \alpha_2\}.$$

$$\text{BCT}(\alpha_1, \beta_2) = \#\{x \in \mathbb{F}_2^n \mid S^{-1}(S(x) \oplus \beta_2) \oplus S^{-1}(S(x \oplus \alpha_1) \oplus \beta_2) = \alpha_1\}.$$

For DDT, we introduce two sets as follows.

$$\mathcal{X}_{\text{DDT}}(\alpha, \beta) \triangleq \{x \in \mathbb{F}_2^n : S(x) \oplus S(x \oplus \alpha) = \beta\},$$

$$\mathcal{Y}_{\text{DDT}}(\alpha, \beta) \triangleq \{S(x) \in \mathbb{F}_2^n : x \in \mathbb{F}_2^n, S(x) \oplus S(x \oplus \alpha) = \beta\}.$$

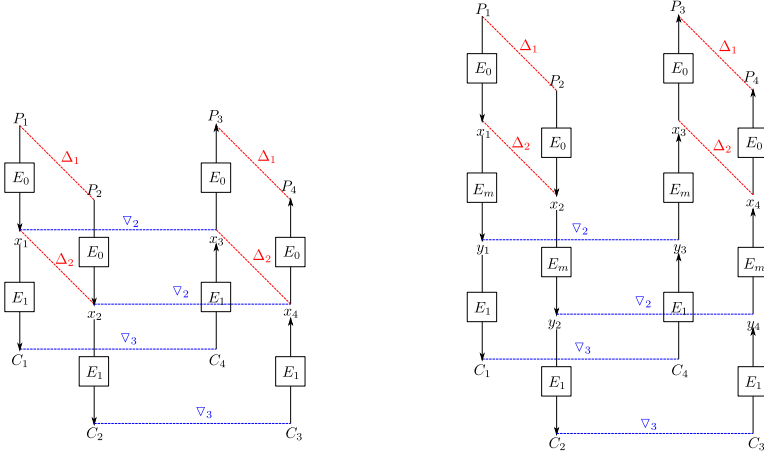


Figure 1: Basic boomerang attack(left) and Sandwich attack(right)

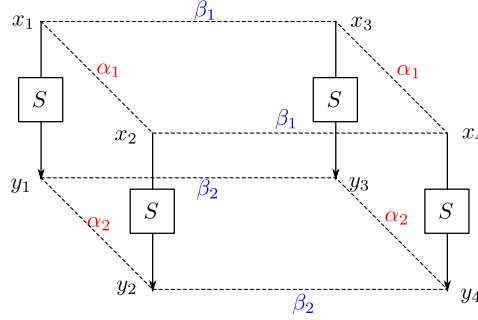


Figure 2: Differences of an S-box on four facets

Definition 2 ([DR07]). Let S be a function from \mathbb{F}_2^n to \mathbb{F}_2^n . S is called planar if and only if for all $\alpha, \beta \in \mathbb{F}_2^n$, both sets $\mathcal{X}_{\text{DDT}}(\alpha, \beta), \mathcal{Y}_{\text{DDT}}(\alpha, \beta)$ are affine subspaces.

Definition 3. Let S be a function from \mathbb{F}_2^n to \mathbb{F}_2^n . The Upper BCT (UBCT¹ [WP19, DDV20]) and the Lower BCT (LBCT² [SQH19, DDV20]) are three-dimensional tables defined as

$$\begin{aligned} \text{UBCT}(\alpha_1, \alpha_2, \beta_2) &= \# \left\{ x \in \mathbb{F}_2^n \left| \begin{array}{l} S(x) \oplus S(x \oplus \alpha_1) = \alpha_2 \\ S^{-1}(S(x) \oplus \beta_2) \oplus S^{-1}(S(x \oplus \alpha_1) \oplus \beta_2) = \alpha_1 \end{array} \right. \right\}, \\ &= \#(\mathcal{Y}_{\text{DDT}}(\alpha_1, \alpha_2) \cap (\mathcal{Y}_{\text{DDT}}(\alpha_1, \alpha_2) \oplus \beta_2)), \\ \text{LBCT}(\alpha_1, \beta_1, \beta_2) &= \# \left\{ x \in \mathbb{F}_2^n \left| \begin{array}{l} S(x) \oplus S(x \oplus \beta_1) = \beta_2 \\ S^{-1}(S(x) \oplus \beta_2) \oplus S^{-1}(S(x \oplus \alpha_1) \oplus \beta_2) = \alpha_1 \end{array} \right. \right\}, \\ &= \#(\mathcal{X}_{\text{DDT}}(\beta_1, \beta_2) \cap (\mathcal{X}_{\text{DDT}}(\beta_1, \beta_2) \oplus \alpha_1)). \end{aligned}$$

Definition 4. Let S be a function from \mathbb{F}_2^n to \mathbb{F}_2^n . The Extended BCT (EBCT [BHL⁺20,

¹UBCT is called Boomerang Difference Table BDT in [WP19], renamed as UBCT in [DDV20].

²LBCT is denoted by \mathcal{D}_{BCT} in [SQH19], renamed as LBCT in [DDV20].

DDV20)]³ is a four-dimensional table defined as

$$\text{EBCT}(\alpha_1, \beta_1, \alpha_2, \beta_2) = \# \left\{ x \in \mathbb{F}_2^n \left| \begin{array}{l} S(x) \oplus S(x \oplus \alpha_1) = \alpha_2 \\ S(x) \oplus S(x \oplus \beta_1) = \beta_2 \\ S^{-1}(S(x) \oplus \beta_2) \oplus S^{-1}(S(x \oplus \alpha_1) \oplus \beta_2) = \alpha_1 \end{array} \right. \right\}.$$

Definition 5. Let S be a function from \mathbb{F}_2^n to \mathbb{F}_2^n . Given $\alpha_i, \beta_i \in \mathbb{F}_2^n, i \in \{1, 2\}$, we define for each table the transition probability as

$$\begin{aligned} \mathbb{P}_{\text{DDT}}(\alpha_1, \alpha_2) &= \text{DDT}(\alpha_1, \alpha_2)/2^n, & \mathbb{P}_{\text{UBCT}}(\alpha_1, \alpha_2, \beta_2) &= \text{UBCT}(\alpha_1, \alpha_2, \beta_2)/2^n, \\ \mathbb{P}_{\text{BCT}}(\alpha_1, \beta_2) &= \text{BCT}(\alpha_1, \beta_2)/2^n, & \mathbb{P}_{\text{LBCT}}(\alpha_1, \beta_1, \beta_2) &= \text{LBCT}(\alpha_1, \beta_1, \beta_2)/2^n, \\ \mathbb{P}_{\text{EBCT}}(\alpha_1, \beta_1, \alpha_2, \beta_2) &= \text{EBCT}(\alpha_1, \beta_1, \alpha_2, \beta_2)/2^n. \end{aligned}$$

2.3 Properties of the Tables

1. S-box switch: $\forall \alpha_i, \beta_i \in \mathbb{F}_2^n, i \in \{1, 2\}$

$$\begin{aligned} \text{DDT}(\alpha_1, \alpha_2) &= \text{UBCT}(\alpha_1, \alpha_2, \alpha_2) = \text{EBCT}(\alpha_1, \alpha_1, \alpha_2, \alpha_2), \\ \text{DDT}(\beta_1, \beta_2) &= \text{LBCT}(\beta_1, \beta_1, \beta_2) = \text{EBCT}(\beta_1, \beta_1, \beta_2, \beta_2). \end{aligned} \tag{1}$$

2. Ladder switch: $\forall \alpha_1, \beta_2 \in \mathbb{F}_2^n$

$$\text{BCT}(0, \beta_2) = \text{UBCT}(0, 0, \beta_2) = 2^n, \quad \text{BCT}(\alpha_1, 0) = \text{LBCT}(\alpha_1, 0, 0) = 2^n.$$

3. $\forall \alpha_i, \beta_i \in \mathbb{F}_2^n, i \in \{1, 2\}$

$$\begin{aligned} \text{UBCT}(\alpha_1, \alpha_2, \beta_2) &= \sum_{\beta_1 \in \mathbb{F}_2^n} \text{EBCT}(\alpha_1, \beta_1, \alpha_2, \beta_2), \\ \text{LBCT}(\alpha_1, \beta_1, \beta_2) &= \sum_{\alpha_2 \in \mathbb{F}_2^n} \text{EBCT}(\alpha_1, \beta_1, \alpha_2, \beta_2), \\ \text{BCT}(\alpha_1, \beta_2) &= \sum_{\alpha_2 \in \mathbb{F}_2^n} \text{UBCT}(\alpha_1, \alpha_2, \beta_2) = \sum_{\beta_1 \in \mathbb{F}_2^n} \text{LBCT}(\alpha_1, \beta_1, \beta_2) \\ &= \sum_{\beta_1, \alpha_2 \in \mathbb{F}_2^n} \text{EBCT}(\alpha_1, \beta_1, \alpha_2, \beta_2). \end{aligned}$$

2.4 Previous Methods to Search for Boomerang Distinguishers

To find boomerang distinguishers, the classical approach is to search for two short differential characteristics with high probability and then combine them. In [CHP⁺17], Cid *et al.* proposed an MILP model for searching boomerang distinguishers on **Deoxys**, which employs the ladder switch in the combination. Later, Liu *et al.* gave a more generic MILP model for the block cipher **GIFT** in [LS19]. Note that in these two works the target cipher is divided into three parts $E = E_1 \circ E_m \circ E_0$, where E_m is restricted to a single round. Then in [SQH19], Song *et al.* provided a new tool to compute the probability of boomerang distinguishers and showed that the dependency may exist in multiple rounds. One limitation of this work is that E_m is determined when two trails are given. In [DDV20], Delaune *et al.* proposed a new approach to search for boomerang characteristics with E_m being identified automatically.

³In [Nyb19], a three-dimensional table, also named **EBCT**, was defined as

$$\text{EBCT}(a; b, c) = \#\{(x, y) \in \mathbb{F}_2^n \times \mathbb{F}_2^n \mid S(x) \oplus S(y) = b \text{ and } S(x \oplus a) \oplus S(y \oplus a) = c\},$$

where the output difference is allowed to be different from the difference on the opposite face.

Remark. All previous works search for boomerang distinguishers in two steps. The first step finds good truncated characteristics and the second step searches for good instantiations following the obtained truncated characteristics. The clustering effect is significant especially for word-oriented block ciphers. At present, all previous works consider the cluster effect when actual characteristics are obtained in the second step. As far as we know, no method is available in the literature to reflect the clustering effect in the first step.

3 New Properties of Double Boomerang Connectivity Table

In this section, we define the Double Boomerang Connectivity Table (DBCT) and present new properties of it. Then we discuss the extensions of DBCT.

3.1 Double Boomerang Connectivity Table (DBCT)

DBCT as defined below captures the properties of two S-boxes in a row in boomerang attacks, as depicted in Fig. 3 (left).

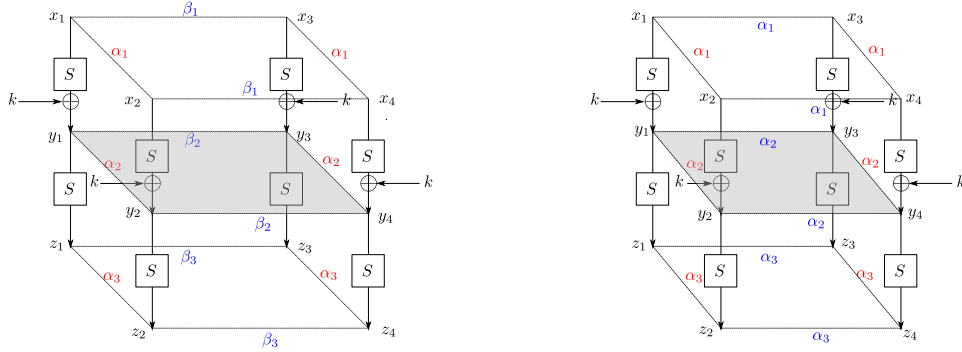


Figure 3: DBCT of general S-box (left) and DBCT of hard S-box in the sense of Definition 8 (right)

Definition 6. Let S be a function from \mathbb{F}_2^n to \mathbb{F}_2^n . The double boomerang connectivity table (DBCT)⁴ is defined as

$$\text{DBCT}(\alpha_1, \beta_3) = \sum_{\alpha_2, \beta_2} \text{dbct}(\alpha_1, \alpha_2, \beta_2, \beta_3),$$

where $\text{dbct}(\alpha_1, \alpha_2, \beta_2, \beta_3) = \text{UBCT}(\alpha_1, \alpha_2, \beta_2) \cdot \text{LBCT}(\alpha_2, \beta_2, \beta_3)$.

Like the differential uniformity, a new uniformity can be defined similarly.

Definition 7 (Double Boomerang Uniformity). The double boomerang uniformity of S is the largest value in the DBCT except for the first row and the first column:

$$U = \max_{\alpha_1, \beta_3 \neq 0} \text{DBCT}(\alpha_1, \beta_3).$$

Note we could represent $\text{DBCT}(\alpha_1, \beta_3)$ as the sum of two parts:

$$\text{DBCT}(\alpha_1, \beta_3) = \sum_{\alpha_2 = \beta_2} \text{dbct}(\alpha_1, \alpha_2, \beta_2, \beta_3) + \sum_{\alpha_2 \neq \beta_2} \text{dbct}(\alpha_1, \alpha_2, \beta_2, \beta_3).$$

⁴DBCT was first introduced in [HBS21] and defined in an algorithmic way. In fact, the DBCT notation used in this paper is the same as in [HBS21] but we use a more succinct definition.

For several 4-bit S-boxes (CRAFT [BLMR19], QARMA [Ava17], PRESENT [BKL⁺07], LBlock-s0 [WZ11], LBlock-s1 [WZ11], MIBS [ISSK09], and TWNIE [SMMK12]), we calculate their dbcts. When $\alpha_1, \beta_3 \neq 0$, there are 704, 738, 620, 608, 608, 735, and 735 nonzero values in total, respectively. Considering $\alpha_2 \neq \beta_2$, there are only 72, 36, 0, 0, 0, 0, and 0 nonzero values, respectively. We observe that the nonzero $\text{dbct}(\alpha_1, \alpha_2, \beta_2, \beta_3)$ occurs mainly when $\alpha_2 = \beta_2$. This means in most cases the UBCT and LBCT for computing DBCT degenerate to DDT, as shown in Equation (1). Thus, the entries of DBCT can be lower-bounded by a value computed from DDT entries, as formalized in Property 1.

Property 1. Let S be a function from \mathbb{F}_2^n to \mathbb{F}_2^n . For $\forall \alpha_1, \alpha_2, \beta_2, \beta_3 \in \mathbb{F}_2^n \setminus 0$, nonzero $\text{dbct}(\alpha_1, \alpha_2, \beta_2, \beta_3)$ occurs mainly when $\alpha_2 = \beta_2$. Consequently,

$$\begin{aligned} \text{DBCT}(\alpha_1, \beta_3) &= \sum_{\alpha_2, \beta_2} \text{dbct}(\alpha_1, \alpha_2, \beta_2, \beta_3) = \sum_{\alpha_2, \beta_2} \text{UBCT}(\alpha_1, \alpha_2, \beta_2) \cdot \text{LBCT}(\alpha_2, \beta_2, \beta_3) \\ &\geq \sum_{\alpha_2 = \beta_2} \text{UBCT}(\alpha_1, \alpha_2, \beta_2) \cdot \text{LBCT}(\alpha_2, \beta_2, \beta_3) \\ &= \sum_{\alpha_2} \text{DDT}(\alpha_1, \alpha_2) \cdot \text{DDT}(\alpha_2, \beta_3). \end{aligned}$$

For $\alpha_1 = 0$ or $\beta_3 = 0$, it corresponds to the ladder-switch [DKS10] and

$$\begin{aligned} \text{DBCT}(0, \beta_3) &= \sum_{\beta_2} \text{UBCT}(0, 0, \beta_2) \cdot \text{LBCT}(0, \beta_2, \beta_3) = 2^{2n}, \\ \text{DBCT}(\alpha_1, 0) &= \sum_{\alpha_2} \text{UBCT}(\alpha_1, \alpha_2, 0) \cdot \text{LBCT}(\alpha_2, 0, 0) = 2^{2n}. \end{aligned}$$

It is also observed that for certain S-boxes, the set of nonzero $\text{dbct}(\alpha_1, \alpha_2, \beta_2, \beta_3)$ always satisfies $\alpha_2 = \beta_2$. This is an exciting property as it turns the “ \geq ” in Property 1 into a more desirable “ $=$ ”. If such a property holds for an S-box, we call it a *hard* S-box.

Definition 8 (Hard S-box). Let S be a function from \mathbb{F}_2^n to \mathbb{F}_2^n . S is hard if the following holds. For $\forall \alpha_1, \beta_3 \neq 0$,

$$\begin{aligned} \text{DBCT}(\alpha_1, \beta_3) &= \sum_{\alpha_2, \beta_2} \text{UBCT}(\alpha_1, \alpha_2, \beta_2) \cdot \text{LBCT}(\alpha_2, \beta_2, \beta_3) \\ &= \sum_{\alpha_2 = \beta_2} \text{UBCT}(\alpha_1, \alpha_2, \beta_2) \cdot \text{LBCT}(\alpha_2, \beta_2, \beta_3) \\ &= \sum_{\alpha_2} \text{DDT}(\alpha_1, \alpha_2) \cdot \text{DDT}(\alpha_2, \beta_3). \end{aligned}$$

Remark. For a cipher employing hard S-boxes, it only allows two typical switch effects in two continuous S-boxes, *i.e.*, the S-box switch and the ladder switch. In other words, a right quartet (x_1, x_2, x_3, x_4) for the two continuous S-box is always composed of two pairs of the same value, *i.e.*, $x_1 = x_4, x_2 = x_3$, as illustrated in Fig. 3 (right).

Example 1. A good example of hard S-boxes is PRESENT’s S-box. Table 1 and Table 2 display PRESENT’s DBCT and DDT. It can be seen that for all $i, j \neq 0$, the entry at position (i, j) in DBCT equals the dot products between the i -th row and the j -th column of DDT.

Then under what circumstances is an S-box hard? According to Definition 3, for $\alpha_2, \beta_2 \in \mathbb{F}_2^n \setminus 0$, a hard S-box requires

$$\begin{aligned} \sum_{\alpha_2 \neq \beta_2} \text{dbct}(\alpha_1, \alpha_2, \beta_2, \beta_3) &= \sum_{\alpha_2 \neq \beta_2} \text{UBCT}(\alpha_1, \alpha_2, \beta_2) \cdot \text{LBCT}(\alpha_2, \beta_2, \beta_3) \\ &= \sum_{\alpha_2 \neq \beta_2} \#(\mathcal{Y}_{\text{DDT}}(\alpha_1, \alpha_2) \cap (\mathcal{Y}_{\text{DDT}}(\alpha_1, \alpha_2) \oplus \beta_2)) \cdot \#(\mathcal{X}_{\text{DDT}}(\beta_2, \beta_3) \cap (\mathcal{X}_{\text{DDT}}(\beta_2, \beta_3) \oplus \alpha_2)) = 0. \end{aligned}$$

Proposition 1. Let S be a planar S-box from \mathbb{F}_2^n to \mathbb{F}_2^n . For $\alpha_2, \beta_2 \in \mathbb{F}_2^n \setminus 0, \alpha_2 \neq \beta_2$, and $\alpha_1, \beta_3 \in \mathbb{F}_2^n$, if

$$\begin{cases} \text{span}(\alpha_2, \beta_2) \subseteq Y_{\text{DDT}}(\alpha_1, \alpha_2), \\ \text{span}(\alpha_2, \beta_2) \subseteq X_{\text{DDT}}(\beta_2, \beta_3) \end{cases}$$

never holds, then S is hard. If S has differential uniformity 4, then the S-box is hard when $\text{DDT}(\alpha_1, \alpha_2) = \text{DDT}(\beta_2, \beta_3) = 4, Y_{\text{DDT}}(\alpha_1, \alpha_2) = X_{\text{DDT}}(\beta_2, \beta_3)$ never holds.

Proof. If the S-box is planar, for $\alpha, \beta \in \mathbb{F}_2^n$, we can write $\mathcal{X}_{\text{DDT}}(\alpha, \beta)$ and $\mathcal{Y}_{\text{DDT}}(\alpha, \beta)$ as

$$\begin{aligned} \mathcal{X}_{\text{DDT}}(\alpha, \beta) &= x_0 + X_{\text{DDT}}(\alpha, \beta), \\ \mathcal{Y}_{\text{DDT}}(\alpha, \beta) &= y_0 + Y_{\text{DDT}}(\alpha, \beta), \end{aligned}$$

where $X_{\text{DDT}}(\alpha, \beta)$ and $Y_{\text{DDT}}(\alpha, \beta)$ are linear subspaces and x_0 and y_0 are elements of $\mathcal{X}_{\text{DDT}}(\alpha, \beta)$ and $\mathcal{Y}_{\text{DDT}}(\alpha, \beta)$, respectively. Consider the cardinality of the intersection $\mathcal{Y}_{\text{DDT}}(\alpha_1, \alpha_2) \cap (\mathcal{Y}_{\text{DDT}}(\alpha_1, \alpha_2) \oplus \beta_2)$. There are two possible cases.

- $\beta_2 \in Y_{\text{DDT}}(\alpha_1, \alpha_2)$, which equivalently means that $\mathcal{Y}_{\text{DDT}}(\alpha_1, \alpha_2) = \mathcal{Y}_{\text{DDT}}(\alpha_1, \alpha_2) \oplus \beta_2$.
- $\beta_2 \notin Y_{\text{DDT}}(\alpha_1, \alpha_2)$, which means that $\mathcal{Y}_{\text{DDT}}(\alpha_1, \alpha_2) \oplus \beta_2$ is a coset of $Y_{\text{DDT}}(\alpha_1, \alpha_2)$ different from $\mathcal{Y}_{\text{DDT}}(\alpha_1, \alpha_2)$. In this case, the intersection between the two cosets is empty.

The same applies to the cardinality of the intersection $\mathcal{X}_{\text{DDT}}(\beta_2, \beta_3) \cap (\mathcal{X}_{\text{DDT}}(\beta_2, \beta_3) \oplus \alpha_2)$. Then, a planar S-box is hard if

$$\sum_{\alpha_2 \neq \beta_2} \text{dbct}(\alpha_1, \alpha_2, \beta_2, \beta_3) = \sum_{\substack{\alpha_2 \neq \beta_2, \beta_2 \in Y_{\text{DDT}}(\alpha_1, \alpha_2), \\ \alpha_2 \in X_{\text{DDT}}(\beta_2, \beta_3)}} \# \mathcal{Y}_{\text{DDT}}(\alpha_1, \alpha_2) \cdot \# \mathcal{X}_{\text{DDT}}(\beta_2, \beta_3) = 0.$$

□

Example 2. The S-box of CRAFT, whose DDT is displayed in Table 12, is not hard as $Y_{\text{DDT}}(10, 5) = X_{\text{DDT}}(15, 10) = \{0, 5, 10, 15\}$ and $\text{DBCT}(10, 10) = \sum_{\alpha_2 = \beta_2} \text{dbct}(10, \alpha_2, \beta_2, 10) + \sum_{\alpha_2 \neq \beta_2} \text{dbct}(10, \alpha_2, \beta_2, 10) = 64 + 64 = 128$. The DBCT of CRAFT is displayed in Table 13.

3.2 Extensions

One may wonder under what circumstances the DBCT is applicable, *i.e.*, there are two active S-boxes in a row. Basically, the linear layer of the round function needs to be simple so that the output difference of one S-box may exactly be the input difference of another S-box. Indeed, this may happen when the linear layer can be represented with a binary matrix. A natural question would be: what if the linear layer is extremely simple or complex?

In this subsection, we first discuss extensions of DBCT in the case where the linear layer is extremely simple. In this case, multiple active S-boxes in a row are possible. Then we discuss the extension in the case where the linear layer is relatively complex.

Table 1: DECT of PRESENT's 4-bit S-box

	0	1	2	3	4	5	6	7	8	9	a	b	c	d	e	f
0	256	256	256	256	256	256	256	256	256	256	256	256	256	256	256	256
1	256	32	32	16	32	-	32	16	16	-	16	16	16	-	16	16
2	256	16	24	16	16	16	16	16	16	16	24	24	24	16	8	8
3	256	16	16	16	8	16	24	16	24	16	16	24	16	16	8	24
4	256	16	24	8	16	16	16	8	24	16	16	16	32	16	16	16
5	256	8	24	16	16	32	8	24	24	24	24	8	8	16	24	-
6	256	24	8	8	24	16	8	8	24	16	16	24	8	16	24	32
7	256	16	8	24	16	16	8	24	8	24	8	16	8	24	24	32
8	256	40	16	8	40	-	16	8	24	8	16	16	8	8	24	24
9	256	-	16	16	-	32	24	24	16	24	16	16	24	16	16	16
a	256	16	16	24	16	16	16	16	8	16	24	24	24	24	8	8
b	256	8	16	24	16	16	8	24	16	24	16	24	8	24	16	16
c	256	16	16	16	16	16	16	8	16	16	16	16	32	24	16	16
d	256	16	8	24	8	32	24	16	16	16	24	8	16	24	16	8
e	256	16	24	16	16	16	24	16	16	8	16	24	16	8	16	24
f	256	16	8	24	16	16	16	32	8	32	8	-	16	24	24	16

Table 2: DDT of PRESENT's 4-bit S-box

	0	1	2	3	4	5	6	7	8	9	a	b	c	d	e	f
0	16	-	-	-	-	-	-	-	-	-	-	-	-	-	-	-
1	-	-	-	4	-	-	-	4	-	4	-	-	-	4	-	-
2	-	-	-	2	-	4	2	-	-	-	2	-	2	2	2	-
3	-	2	-	2	2	-	4	2	-	-	2	2	-	-	-	-
4	-	-	-	-	-	4	2	2	-	2	2	-	2	-	2	-
5	-	2	-	-	2	-	-	-	-	2	2	2	4	2	-	-
6	-	-	2	-	-	-	2	-	2	-	-	4	2	-	-	4
7	-	4	2	-	-	-	2	-	2	-	-	-	2	-	-	4
8	-	-	-	2	-	-	-	2	-	2	-	4	-	2	-	4
9	-	-	2	-	4	-	2	-	2	-	-	-	2	-	4	-
a	-	-	2	2	-	4	-	-	2	-	2	-	-	2	2	-
b	-	2	-	-	2	-	-	-	4	2	2	2	-	2	-	-
c	-	-	2	-	-	4	-	2	2	2	2	-	-	-	2	-
d	-	2	4	2	2	-	-	2	-	-	2	2	-	-	-	-
e	-	-	2	2	-	-	2	2	2	2	-	-	2	2	-	-
f	-	4	-	-	4	-	-	-	-	-	-	-	-	-	4	4

Multiple S-boxes. In the case of $t > 2$ consecutive S-boxes, we could define as well a similar table which is called t -BCT. If the S-box is hard, then we have the following proposition for t -BCT.

Proposition 2. Let S be a function from \mathbb{F}_2^n to \mathbb{F}_2^n . If S is hard, then for $\forall \alpha, \beta \in \mathbb{F}_2^n \setminus 0$ and $t > 2$,

$$\begin{aligned}
3\text{-BCT}(\alpha, \beta) &= \sum_{\alpha_2, \beta_2, \alpha_3, \beta_3} \text{UBCT}(\alpha, \alpha_2, \beta_2) \cdot \text{EBCT}(\alpha_2, \beta_2, \alpha_3, \beta_3) \cdot \text{LBCT}(\alpha_3, \beta_3, \beta) \\
&= \sum_{\alpha_2, \alpha_3} \text{DDT}(\alpha, \alpha_2) \cdot \text{DDT}(\alpha_2, \alpha_3) \cdot \text{DDT}(\alpha_3, \beta), \\
t\text{-BCT}(\alpha, \beta) &= \sum_{\alpha_2, \beta_2, \dots, \alpha_t, \beta_t} \text{UBCT}(\alpha, \alpha_2, \beta_2) \cdot \text{EBCT}(\alpha_2, \beta_2, \alpha_3, \beta_3) \cdot \dots \cdot \text{LBCT}(\alpha_t, \beta_t, \beta) \\
&= \sum_{\alpha_2, \dots, \alpha_t} \text{DDT}(\alpha, \alpha_2) \cdot \text{DDT}(\alpha_2, \alpha_3) \cdot \dots \cdot \text{DDT}(\alpha_t, \beta).
\end{aligned}$$

The proof of Proposition 2 is postponed to Appendix A.1.

Complex linear layer. Suppose the the output differences of the first S-box is α_2, β_2 and input differences of the second S-box is α'_2, β'_2 , as depicted in Fig. 4. Unlike the case $\alpha_2 = \alpha'_2, \beta_2 = \beta'_2$ captured by the original DBCT, there is a complex linear mapping M between α_2, β_2 and α'_2, β'_2 . As long as α'_2 (resp. β'_2) can be computed from α_2 (resp. β_2) through M , a DBCT can be defined similarly as follows.

$$\text{DBCT}(\alpha_1, \beta_3) = \sum_{\alpha_2, \beta_2} \text{dbct}(\alpha_1, \alpha_2, \beta_2, \beta_3) = \sum_{\alpha_2, \beta_2} \text{UBCT}(\alpha_1, \alpha_2, \beta_2) \cdot \text{LBCT}(\alpha'_2, \beta'_2, \beta_3).$$

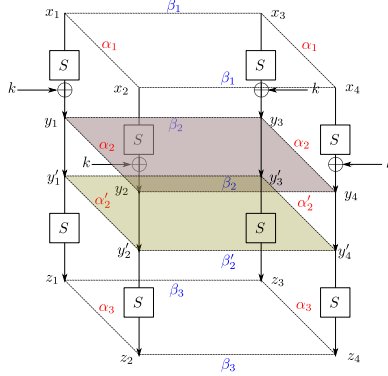


Figure 4: General DBCT with a complex linear layer in between

Example 3. Consider four bytes passing through $\text{SB} \circ \text{MC} \circ \text{SB}$ where SB and MC are the same as defined in AES. Without loss of generality, we consider $\text{DBCT}^{0,j}$ ($0 \leq j \leq 3$) for the first input byte and the j -th output byte. Let's assume that the input difference state for upper characteristic is $\Delta = [\alpha_1, 0, 0, 0]^T$ and consider four situations for the output difference state for lower characteristic as shown in Fig. 5. For case 1 where $\nabla = [\beta_3, 0, 0, 0]^T$, for $\forall \alpha_1, \beta_3 \in \mathbb{F}_{2^8}$:

$$\alpha'_2 = (\text{MC} \cdot [\alpha_2, 0, 0, 0]^T)[0], \beta_2 = (\text{MC}^{-1} \cdot [\beta'_2, 0, 0, 0]^T)[0]$$

$$\text{DBCT}^{0,0}(\alpha_1, \beta_3) = \sum_{\alpha_2, \beta_2} \text{dbct}(\alpha_1, \alpha_2, \beta_2, \beta_3) = \sum_{\alpha_2, \beta_2} \text{UBCT}(\alpha_1, \alpha_2, \beta_2) \cdot \text{LBCT}(\alpha'_2, \beta'_2, \beta_3).$$

The AES S-box is an 8-bit S-box, and thus the size of its DBCT is 256×256 . In the $\text{DBCT}^{0,0}$ of the AES S-box, all entries for zero input difference (the first row) and zero output difference (the first column) are 65536 owing to the ladder switch effect. For the other

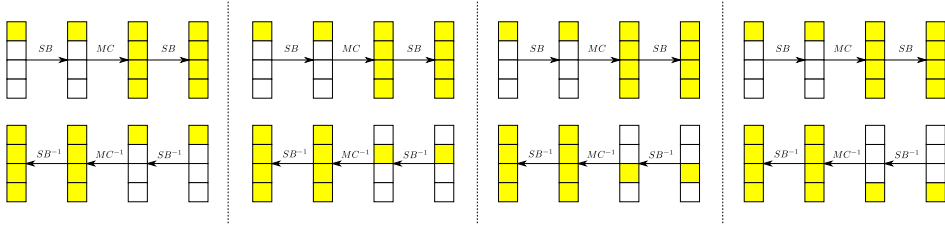


Figure 5: Four cases of DBCT of AES block cipher: $\text{DBCT}^{0,0}$, $\text{DBCT}^{0,1}$, $\text{DBCT}^{0,2}$ and $\text{DBCT}^{0,3}$

Table 3: Number of entries for each value for the $\text{DBCT}^{i,j}$ and the basic DBCT for the AES S-box

M	Table	65536	16	8	0	192-332
MC	$\text{DBCT}^{0,0}, \text{DBCT}^{1,1}, \text{DBCT}^{2,2}, \text{DBCT}^{3,3}$	511	8	882	64135	-
	$\text{DBCT}^{0,1}, \text{DBCT}^{1,2}, \text{DBCT}^{2,3}, \text{DBCT}^{3,0}$	511	3	252	64770	-
	$\text{DBCT}^{0,2}, \text{DBCT}^{1,3}, \text{DBCT}^{2,0}, \text{DBCT}^{3,1}$	511	1	-	65024	-
	$\text{DBCT}^{0,3}, \text{DBCT}^{1,0}, \text{DBCT}^{2,1}, \text{DBCT}^{3,2}$	511	3	126	64896	-
XOR	basic DBCT	511	-	-	-	65025

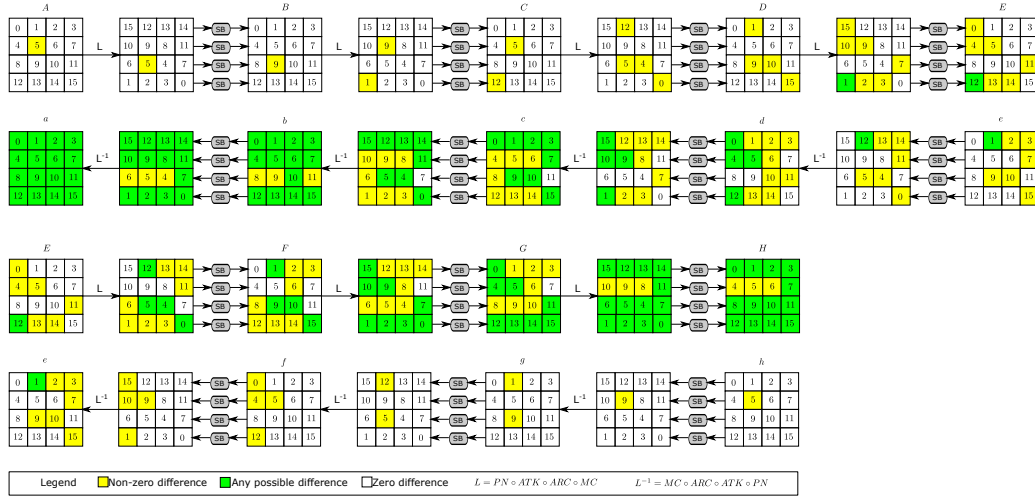
entries, the maximum value is 16. The number of entries with 65536, 16, 8, and 0 are 511, 8, 882, and 64135. For the all 16 $\text{DBCT}^{i,j}$ ($0 \leq i, j \leq 3$), there are four cases of the number of entries, the details are shown in Table 3. We also list the basic DBCT for the AES S-box in Table 3. Note that, the DBCT is related to the linear layer and the S-box. For the basic DBCT with simple XOR operations, the AES S-box is **hard** without zero entries. For $\text{DBCT}^{i,j}$ ($0 \leq i, j \leq 3$) with complex linear layer, most entries are zero.

4 Revisiting Boomerang Attacks on CRAFT, TweAES and Deoxys-BC

In this section, we revisit some existing boomerang distinguishers of CRAFT, TweAES and Deoxys-BC, respectively. Through the boomerang distinguisher of CRAFT, we demonstrate how DBCT uniformity and hard S-box matter. For the boomerang distinguishers of TweAES and Deoxys-BC, inspired by the property of AES S-boxes with a complex linear layer in between, we verify that two published boomerang distinguishers are flawed using extended DBCT.

4.1 Effect of Different S-boxes for Boomerang Distinguishers

CRAFT is a lightweight tweakable block cipher introduced by Beierle *et al.* [BLMR19] at FSE 2019. For more details of the cipher, please refer to Appendix B.1 and [BLMR19]. In [HBS21], a 13-round boomerang distinguisher of CRAFT is presented and there are 7 rounds in the middle to handle the dependency. We redraw the 7-round middle part E_m in Fig. 6, where White cells are zero differences, Yellow cells are nonzero differences and Green cells are unknown differences. The input difference of the upper characteristics is $\Delta = [0, 0, 0, 0, 0, a, 0, 0, 0, 0, 0, 0, 0, 0, 0]$ and the output difference of the lower characteristics is $\nabla = [0, 0, 0, 0, 0, a, 0, 0, 0, 0, 0, 0, 0, 0, 0]$. Note that $\{A, \dots, H\}$ are the states for upper characteristics and $\{a, \dots, h\}$ are the states rounds for lower characteristics. The symbols follow those in the original work, details can be referred to [HBS21]. A detailed analysis in [HBS21] showed that the boomerang distinguisher of the 7-round E_m involves four DBCTs and its probability is $2^{-10.39}$.

Figure 6: 7-Round E_m of CRAFT

For a boomerang distinguisher, its probability is closely related to the S-box being used. Specifically, the probability of the 7-round distinguisher is related to the DBCT, BCT and DDT of the S-box. To demonstrate the effect of the S-box on the probability of the boomerang distinguisher, we replace CRAFT’s S-box with different S-boxes and then compute the probability under all possible values for the active cells in the input and output differences (Δ, ∇) . The results are summarized in Table 4.

Table 4: Probability of the 7-round distinguisher with different S-boxes

S-box	DDT uni.	BCT uni.	DBCT uni.	Hard	Probability		
					Max	Min	Average
CRAFT [BLMR19]	4	16	128	✗	$2^{-10.39}$	$2^{-14.97}$	$2^{-13.37}$
QARMA [Ava17]	4	10	48	✗	$2^{-13.99}$	$2^{-15.18}$	$2^{-14.65}$
PRESENT [BKL ⁺ 07]	4	16	40	✓	$2^{-15.47}$	$2^{-15.63}$	$2^{-15.57}$
LBlock-s0 [WZ11]	4	16	40	✓	$2^{-15.51}$	$2^{-15.62}$	$2^{-15.56}$
LBlock-s1 [WZ11]	4	16	40	✓	$2^{-15.41}$	$2^{-15.63}$	$2^{-15.56}$
MIBS [ISSK09]	4	6	32	✓	$2^{-15.59}$	$2^{-15.62}$	$2^{-15.60}$
TWNIE [SMMK12]	4	6	28	✓	$2^{-15.58}$	$2^{-15.62}$	$2^{-15.60}$

Table 4 compares the uniformity of DDT, BCT and DBCT for different S-boxes, lists whether these S-boxes are hard or not, and gives the probabilities for the 7-round distinguisher under different S-boxes. From Table 4, We have the following observations.

- Even though CRAFT’s S-box and PRESENT’s S-box share the same DDT and BCT uniformity, the probability of the 7-round distinguisher differs for these two S-boxes. A possible reason for this is that they have different DBCT uniformity.
- Although QARMA’s S-box has better BCT uniformity than PRESENT’s S-box, it results in a higher probability. We note QARMA’s S-box has a higher DBCT uniformity.
- PRESENT’s S-box, LBlock-s0 and LBlock-s1 share the same DDT, BCT, and DBCT uniformity; they also lead to almost the same probability for the 7-round distinguisher.

- The S-boxes of MIBS and TWNIE have small BCT and small DBCT uniformity; at the same time, the probabilities of the 7-round distinguisher are low and stable for different input and output differences (Δ, ∇) .

These observations indicate that, apart from the uniformity of BCT and DDT, the uniformity of DBCT is a new measure criterion to evaluate the performance of S-box for resisting boomerang attacks. Therefore, the DBCT uniformity should be used together with the BCT uniformity to have a better evaluation of the S-box against the boomerang attack.

As the DBCT is equivalent to the S-box switch in most cases, *i.e.*, a quartet is formed by two pairs of the same value, it is interesting to see what happens when we force the ciphertexts to form such quartets. It is expected that the probability will increase. An experiment on the 7-round boomerang distinguisher of CRAFT confirm this, as shown in Appendix C.1.

4.2 Flawed Boomerang Distinguisher of TweAES and Deoxys-BC

For the S-box of AES, the DBCT with complexity linear layer has too many zero values. It will easily invalidate boomerang characteristics. Inspired by this, we focus on TweAES and Deoxys-BC and revisit some boomerang distinguishers, finding them flawed.

4.2.1 Recompute the Probability of the Boomerang Distinguisher in [CDJ+20] with DBCT

The tweakable block cipher TweAES is one of the underlying primitives of Authenticated Encryption with Associated Data (AEAD) scheme ESTATE [CDJ+20], which is a second-round candidate of the NIST Lightweight Cryptography Standardization project. For more details of the cipher, please refer to Appendix B.2 and [CDJ+20].

In [CDJ+20], Chakraborti *et al.* introduced a 7-round boomerang distinguisher with probability 2^{-123} , as illustrated in Fig 7. It can be seen that only the third, the fourth and the last rounds are critical to the probability of the distinguisher. Since the differential propagation of the last round is simple, we mainly detail the first six rounds and Table 11 gives their setting. We recompute the probability of the two middle rounds and find it 0 rather than 2^{-75} as reported in [CDJ+20]. This means the probability of the full distinguisher is not 2^{-75} multiplied by the probability of the last round 2^{-48} .

To compute the probability \mathbb{P}_{E_m} of the two middle rounds, we divide the state into four columns and calculate them separately. So

$$\mathbb{P}_{E_m} = \mathbb{P}_0 \cdot \mathbb{P}_1 \cdot \mathbb{P}_2 \cdot \mathbb{P}_3.$$

Without loss of generality, we compute the probability \mathbb{P}_1 of the second column in detail. As shown in Fig. 7, $[\ast, \ast, \alpha'_1, \alpha'_2]^T = \mathbf{MC} \times [\alpha, 0, 0, 0]^T$ and $[\beta, \ast, \ast, \ast]^T = \mathbf{MC}^{-1} \times [0, 0, \beta'_1, \beta'_2]^T$,

$$\mathbb{P}_1 = \frac{1}{2^{8 \cdot 3}} \cdot \sum_{\alpha, \beta'_1, \beta'_2 \neq 0} \text{UBCT}(1, \alpha, \beta) \cdot \text{LBCT}(\alpha'_1, \beta'_1, 4) \cdot \text{LBCT}(\alpha'_2, \beta'_2, 6).$$

It is easy to compute \mathbb{P}_1 by trying all possible α, β'_1 , and β'_2 . We then obtain $\mathbb{P}_1 = 0$. Hence, the differential propagation for the two middle rounds is impossible, *i.e.*,

$$\mathbb{P}_{E_m}(\Delta_1 \rightleftharpoons \nabla_7) = \mathbb{P}_0 \cdot \mathbb{P}_1 \cdot \mathbb{P}_2 \cdot \mathbb{P}_3 = 0.$$

Our computation shows that the probability of the 7-round boomerang distinguisher proposed in [CDJ+20] is not correct.

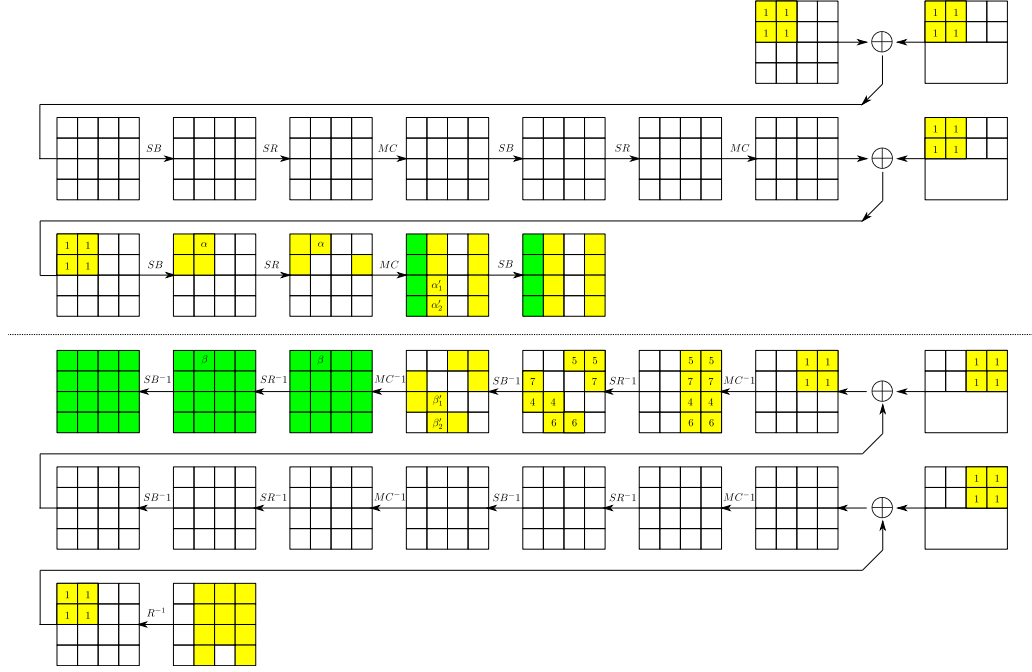


Figure 7: The 7-round boomerang distinguisher of TweAES

4.2.2 Recompute the Probability of the Boomerang Distinguishers of Deoxys-BC in [BL22] with DBCT

Deoxys-BC is an AES-based tweakable block cipher [JNPS16], based on the tweakkey framework [JNP14]. For more details of the cipher, please refer to Appendix B.3 and [JNP14].

In [BL22], Bariant *et al.* proposed some boomerang attacks on Deoxys-BC, as illustrated in Fig. 14 and Fig. 15 which are taken from [BL22]. Fig. 14 is an 8-round boomerang attack on Deoxys-BC in the model RTK1 and Fig. 15 is a 10-round boomerang attack on Deoxys-BC in the model RTK2, where RTK1 denotes single-key attacks on any variant with at least 128 bits of tweak and RTK2 denotes single-key attacks on Deoxys-BC-384 with 256 bits of tweak, or related-key attacks on Deoxys-BC-256. For more details of the attack, please refer to [BL22]. We recompute the probability for the middle part of the cipher in the two boomerang attacks and find it 0 rather than high probabilities.

8-round boomerang attack in the model RTK1. We compute the probability for the differential transition over the red boxes in the three middle rounds, as illustrated in Fig. 8. The detailed formula for computing the probability is

$$\mathbb{P} = \frac{1}{2^{3 \cdot 8}} \cdot \sum_{\alpha_1, \beta'_1, \alpha_2, \beta'_2} \text{UBCT}(01, \alpha_1, \beta_1) \cdot \text{EBCT}(\alpha'_1, \beta'_1, \alpha_2, \beta_2) \cdot \text{LBCT}(\alpha'_2, \beta'_2, c8),$$

where $[\ast, \alpha'_1, \ast, \ast] = \text{MC} \times [0, \alpha_1, 0, 0]$, $[\ast, \alpha'_2, \ast, \ast] = \text{MC} \times [0, \alpha_2, 0, 0]$, $[\ast, \beta_2, \ast, \ast] = \text{MC}^{-1} \times [0, \beta'_2, 0, 0]$ and $[\ast, \beta_1, \ast, \ast] = \text{MC}^{-1} \times [0, \beta'_1, 0, 0]$. We verify that no matter what β_2 is, the differential transition from 01 to β_2 over two S-box layers is incompatible as $\forall \beta_2 \in \mathbb{F}_2^8 \setminus 0$

$$\mathbb{P}' = \frac{1}{2^{2 \cdot 8}} \cdot \sum_{\alpha_1, \beta'_1} \text{UBCT}(01, \alpha_1, \beta_1) \cdot \text{LBCT}(\alpha'_1, \beta'_1, \beta_2) = 0.$$

So the probability of \mathbb{P} must be 0, which means the characteristic over the three middle rounds is incompatible.

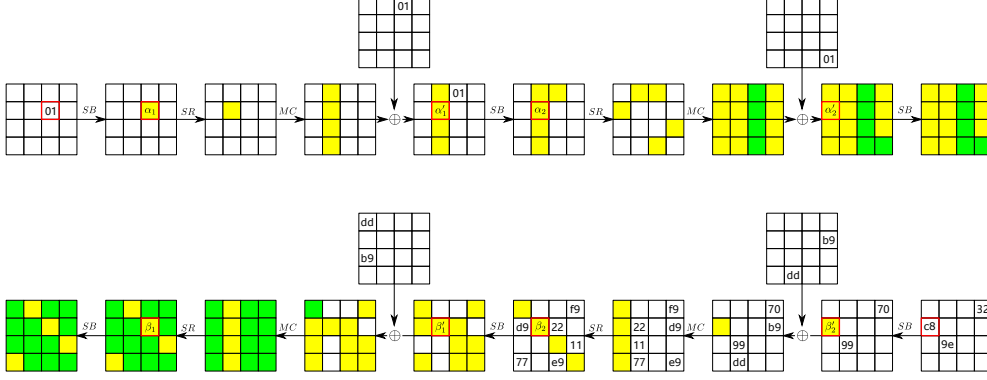


Figure 8: The three middle rounds of the 8-round boomerang attack in the model RTK1

10-round boomerang attack in the model RTK2. We compute the probability for the differential transition over the red boxes in the two middle rounds, as depicted in Fig. 9. For $\forall \alpha \in \mathbb{F}_2^8 \setminus 0$, the probability is

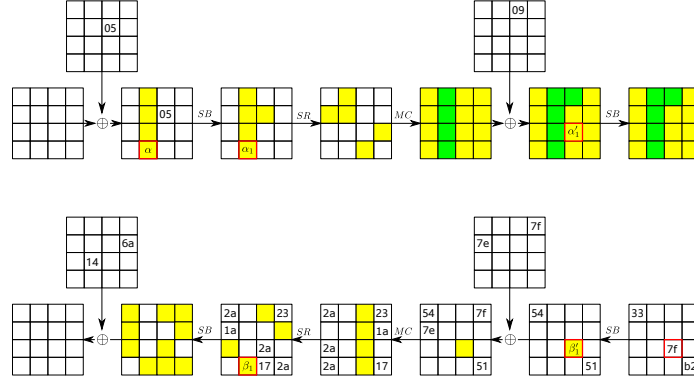


Figure 9: The two middle rounds of the 10-round boomerang attack in the model RTK2

$$\mathbb{P} = \frac{1}{2^{2 \cdot 8}} \cdot \sum_{\alpha_1, \beta'_1} \text{UBCT}(\alpha, \alpha_1, \beta_1) \cdot \text{LBCT}(\alpha'_1, \beta'_1, 7f) = 0,$$

where $[\ast, \ast, \alpha'_1, \ast] = \text{MC} \times [0, 0, 0, \alpha_1]$ and $[\ast, \ast, \ast, \beta_1] = \text{MC}^{-1} \times [0, 0, \beta'_1, 0]$. By trying all possible α, α_1 and β'_1 , we get a zero probability. Therefore, the middle part of the 10-round attack is also incompatible.

4.2.3 Discussion

Even though the basic DBCT cannot be directly applied to the boomerang distinguisher of TweAES and Deoxys-BC, employing the extensions, we do confirm that the interactions between two S-box layers matter and should be treated carefully. The source codes for computing the probabilities in subsection 4.2 are available via the link <https://www.jianguoyun.com/p/DTV20E4QiPTMChiV1NQEIAA>.

5 MILP Model to Search for Boomerangs with Cluster Probability

It is shown in [SQH19] the probability of a boomerang distinguisher of SKINNY is significantly increased from $2^{-103.84}$ to $2^{-77.83}$ when the *clustering effect* is considered. Later, better boomerang distinguishers of SKINNY were proposed by exploiting the *clustering effect* in [DDV20, HBS21]. Generally, the search for boomerang distinguishers proceeds in two steps. The first one is to search for good truncated boomerang characteristics with the least active S-boxes, and the second one is to search for the best instantiations. Although the cluster effect is very significant for word-oriented block ciphers, it is hard to be well considered in the above two steps. In fact, in the previous works [DDV20, HBS21] multiple boomerang characteristics are counted only when a good boomerang characteristic is given. In other words, multiple characteristics are searched under the fixed input and the output difference of a given boomerang characteristic. Due to the limitation of computing and storage capacity, there is no guarantee that the search will lead to boomerang clusters with sufficiently good probability.

To partially overcome the drawbacks, we propose a new strategy to search for boomerang distinguishers. Note that, for a boomerang distinguisher, only the input difference of the upper characteristic and the output difference of the lower characteristics are fixed while the difference of the intermediate state can vary. This motivates us to borrow the methods for calculating the probability of truncated differentials and provide a formula for estimating the probability of a boomerang cluster. In particular, Property 1 is used to simplify the computation of the probability of the middle part E_m . In this section, this formula is presented by taking a boomerang distinguisher of the block cipher CRAFT as an example. With this formula, we then propose a new MILP model to search for truncated characteristics with good cluster probability as the objective. The efficiency of the formula and the new model is demonstrated by its application to CRAFT, where better 9-round and 10-round boomerang distinguishers are obtained.

5.1 Formula for the Probability of Boomerang Clusters

The existing strategy for searching for good boomerang distinguishers is to search for a single boomerang characteristic with minimal active S-boxes as the objective at first. Our basic idea is that if we could replace the objective function with the cluster probability, it is more likely to obtain good boomerang clusters.

In the following, we formulate the boomerang cluster probability for SPN ciphers via an example of CRAFT under a common assumption used in truncated differential cryptanalysis and then show how to model the probability of clusters with MILP. Note that we consider SPN ciphers with n parallel S-boxes of s bits each in the nonlinear layer.

5.1.1 The previous formula for the probability of boomerang clusters

Suppose we have a boomerang distinguisher of $E = E_1 \circ E_m \circ E_0$. Following the work of Song *et al.* from [SQH19] and Delaune from [DDV20], the probability of the distinguisher is

$$\mathbb{P}_E(\Delta \rightleftharpoons \nabla) = \sum_{\Delta_1, \nabla_1} \mathbb{P}_{E_0}(\Delta \rightleftharpoons \Delta_1) \cdot \mathbb{P}_{E_m}(\Delta_1 \rightleftharpoons \nabla_1) \cdot \mathbb{P}_{E_1}(\nabla_1 \rightleftharpoons \nabla).$$

We assume E_m contains dependency, *i.e.*, the differential probability of its active S-boxes cannot be evaluated only by DDT. We denote two DDTs by UDDT2 and LDDT2, where L and U denote whether the two DDTs belong to lower path or upper path, and the probability transition formulas are $\mathbb{P}_{\text{UDDT2}}(\alpha_1, \alpha_2) = (\mathbb{P}_{\text{DDT}}(\alpha_1, \alpha_2))^2$ and $\mathbb{P}_{\text{LDDT2}}(\beta_1, \beta_2) = (\mathbb{P}_{\text{DDT}}(\beta_1, \beta_2))^2$ where (α_1, α_2) is the input difference and output difference of the S-box in upper path and (β_1, β_2) is the input difference and output difference of the S-box in lower path.

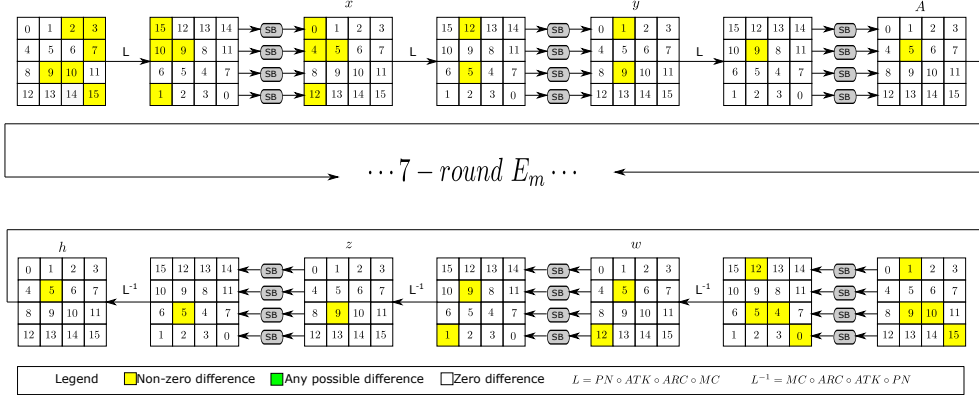


Figure 10: Example: a boomerang distinguisher for 13 rounds of CRAFT

Definition 9 (Upper Boundary/Lower Boundary of E_m [SQH19]). The upper boundary (B^u) of E_m is delineated by the round, which only has UDDT2. The lower boundary (B^l) of E_m is delineated by the round which only has LDDT2.

Taking CRAFT as an example, we give the previous formula for the probability of boomerang clusters.

Example 4. Fig. 10 shows a 13-round boomerang characteristic from [HBS21], which is obtained by extending the 7-round boomerang distinguisher as in Fig. 6, by three rounds on both sides. The input difference of the upper characteristics is $\Delta = [0, 0, a, a, 0, 0, 0, a, 0, a, a, 0, 0, 0, 0, a]$ and the output difference of the lower characteristics is $\nabla = [0, a, 0, 0, 0, 0, 0, 0, 0, 0, a, a, 0, 0, 0, 0, a]$. The symbols follow those in the original work, details can be referred to [HBS21].

- E_0/E_1 : There are 3 rounds for E_0 and E_1 , respectively. The probability is

$$\mathbb{P}_{E_0}(\Delta \rightleftharpoons \Delta_1) = (\mathbb{P}_{E_0}(\Delta \rightarrow \Delta_1))^2 = p^2,$$

$$\mathbb{P}_{E_1}(\nabla_1 \rightleftharpoons \nabla) = (\mathbb{P}_{E_1}(\nabla_1 \leftarrow \nabla))^2 = q^2,$$

where $\Delta_1 = [0, 0, 0, 0, 0, A_5, 0, 0, 0, 0, 0, 0, 0, 0, 0]$, $\nabla_1 = [0, 0, 0, 0, 0, h_5, 0, 0, 0, 0, 0, 0, 0, 0, 0]$. Given $A_5 \neq 0, h_5 \neq 0$, the probability p and q can be computed as follows

$$p = \sum_{x_{12}, y_9} (\mathbb{P}_{\text{DDT}}(a, x_{12}))^3 \cdot \mathbb{P}_{\text{DDT}}(x_{12}, y_9) \cdot \mathbb{P}_{\text{DDT}}(y_9, A_5) \cdot \Pr(a \xrightarrow{2 \text{ DDT}} y_9),$$

$$q = \sum_{z_9, w_{12}} \mathbb{P}_{\text{DDT}}(h_5, z_9) \cdot \mathbb{P}_{\text{DDT}}(z_9, w_{12}) \cdot (\mathbb{P}_{\text{DDT}}(w_{12}, a))^3 \cdot \Pr(z_9 \xrightarrow{2 \text{ DDT}} a).$$

where x_{12}, y_9, z_9, w_{12} are intermediate differences.

- E_m : There are 7 rounds, consisting of 4 DBCTs, the probability is $\mathbb{P}_{E_m}(A_5 \rightleftharpoons h_5) = r$,

$$r = \sum_{\substack{B_9, b_9, c_5, C_{12}, c_{12}, d_1, \\ E'_1, F'_5, F_{12}, f_{12}, G_9, g_9}} \mathbb{P}_{\text{UBCT}}(A_5, B_9, b_9) \cdot \mathbb{P}_{\text{LBCT}}(B_9, b_9, c_5) \cdot \mathbb{P}_{\text{UBCT}}(B_9, C_{12}, c_{12}) \cdot \mathbb{P}_{\text{LBCT}}(C_{12}, c_{12}, d_1) \\ \cdot \Pr(d_1 \xrightarrow{2 \text{ DDT}} f_{12}) \cdot \Pr(c_5 \xrightarrow{3 \text{ DDT}} f_{12}) \cdot \Pr(C_{12} \xrightarrow{2 \text{ DDT}} E'_1) \cdot \Pr(C_{12} \xrightarrow{3 \text{ DDT}} F'_5) \cdot \mathbb{P}_{\text{UBCT}}(E'_1, F_{12}, f_{12}) \cdot \mathbb{P}_{\text{LBCT}}(F_{12}, f_{12}, g_9) \cdot \mathbb{P}_{\text{UBCT}}(F'_5, G_9, g_9) \cdot \mathbb{P}_{\text{LBCT}}(G_9, g_9, h_5). \quad (2)$$

Considering the clusters, the final formula of the probability for E is

$$P_r = \sum_{\Delta_1, \nabla_1 \neq 0} p^2 \cdot q^2 \cdot r.$$

5.1.2 Our new formula for the probability of boomerang clusters

Next, taking CRAFT as an example, we propose a high-level procedure to generate a formula that approximates the probability of its best boomerang cluster without focusing on a single characteristic.

In [MSAK99], Moriai *et al.* proposed a method to calculate the truncated differential probability for word-oriented SPN block ciphers. Typically, for two s -bit cells a and b which are independently uniformly distributed on $\mathbb{F}_{2^s} \setminus 0$, the probability distribution of $a \oplus b$ is:

$$\begin{cases} \frac{1}{2^s - 1} & a \oplus b = 0, \\ 1 - \frac{1}{2^s - 1} & a \oplus b \neq 0. \end{cases}$$

In the boomerang clusters, the intermediate differences can take many possible values as in the truncated differentials, so the above probability distribution also applies here. For E_0 (resp. E_1), only UDDT2 (resp. LDDT2) is used for computing the probability. Actually, the probability for E_0 (resp. E_1) is equivalent to the differential probability given fixed input (resp. output) difference. Thus we could directly compute the probability using the method common to the one used in the truncated differential analysis.

1. Inspired by the idea of truncated differential, we transform the computation of p and q into counting the equality conditions of XOR operations by \hat{p} and \hat{q} . As shown on the left of Fig. 11, there are 3 cells need to be 0 and the last cell need to be the fixed value, thus the probability is $\hat{p} = \frac{1}{15^4} = 2^{-15.63}$ on average if each difference distributed uniformly on $\mathbb{F}_{2^s} \setminus 0$. Given a specific Δ as above, the probability \hat{p} can be further adjusted to $\hat{p} = \frac{1}{2^2 \cdot 15^2} = 2^{-11.81}$ on average by taking into account $\text{DDT}(0xa, *) = 4$. Similarly, the probability \hat{q} is $2^{-11.81}$ on average, for $\forall h_5 \neq 0$.
2. Computing r is complex. For example, in Equation 2, there are 12 variables to be traversed, which is very computationally intensive. We try to convert r to the case containing only DDT, further simplifying the evaluation by the idea of truncated differentials. We obtain its lower bound by simplifying the computation using Property 1,

$$\begin{aligned} \hat{r} = & \sum_{B_9, C_{12}, f_{12}, g_9} \mathbb{P}_{\text{DDT}}(A_5, B_9) \cdot \Pr(B_9 \stackrel{4 \text{ DDT}}{\leftarrow} f_{12}) \cdot \mathbb{P}_{\text{DDT}}(B_9, C_{12}) \cdot \Pr(C_{12} \stackrel{3 \text{ DDT}}{\leftarrow} f_{12}) \cdot \\ & \Pr(C_{12} \stackrel{3 \text{ DDT}}{\rightarrow} f_{12}) \cdot \mathbb{P}_{\text{DDT}}(f_{12}, g_9) \cdot \Pr(C_{12} \stackrel{4 \text{ DDT}}{\rightarrow} g_9) \cdot \mathbb{P}_{\text{DDT}}(g_9, h_5) \end{aligned}$$

where $B_9 = b_9, C_{12} = c_{12}$. Because of the nature of DBCT, the formula is simplified to the model only with DDT, and the probability can be calculated by using the technique of truncated differential evaluation. As shown in the middle of Fig. 11, there are 2 cell-wise conditions consumed in f_{12} , 1 cell condition consumed in g_9 and 1 cell condition consumed in h_5 . Essentially because there are 4 UBCT · LBCTs, 4 connections are established and 4 cells condition consumed are created. Therefore, the probability of E_m is $\hat{r} = \frac{1}{15^4} = 2^{-15.63}$ on average for any $A_5, h_5 \neq 0 \in \mathbb{F}_{2^4}$.

3. With the above techniques, the calculation of the probability of E will become very simple:

$$\hat{P}_r = \sum_{\Delta_1, \nabla_1 \neq 0} \hat{p}^2 \cdot \hat{q}^2 \cdot \hat{r} = 15^2 \cdot 2^{-11.81 \cdot 2} \cdot 2^{-11.81 \cdot 2} \cdot 2^{-15.63} = 2^{-55.06}.$$

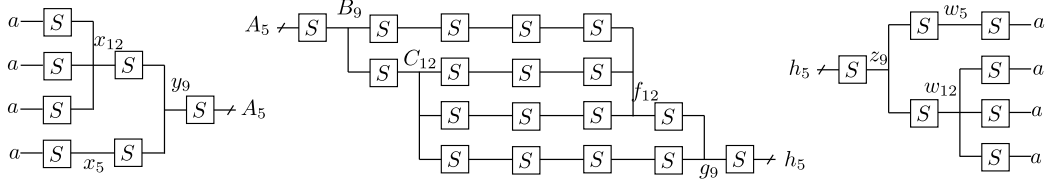


Figure 11: The difference propagation of E_0 (left), the difference propagation of E_m (middle) and the difference propagation of E_1 (right)

It can be inferred from DBCT and the borrowed technique from truncated differential analysis, that the stronger the S-box is, the better our computation approximates. We then replace CRAFT's S-box with other S-boxes and then compute the probability under all possible input and output differences (Δ, ∇) . The results are summarized in Table 5. It can be seen that the probability by our formula is closer to the actual optimal probability when a stronger S-box is used.

Table 5: The probability of 13-round boomerang distinguishers for different S-boxes

S-box	The maximum probability by formula P_r	Our result by formula \hat{P}_r
CRAFT	$2^{-45.59}$	$2^{-55.06}$
QARMA	$2^{-52.79}$	$2^{-58.39}$
PRESENT	$2^{-52.99}$	$2^{-55.06}$
TWNIE	$2^{-58.49}$	$2^{-59.84}$
MIBS	$2^{-58.44}$	$2^{-59.84}$

Remark 1. Note that our formula is valid only if the characteristics are the same in both faces at E_m of the boomerang. Actually, the two faces of the boomerang could have completely different differential characteristics. Because we study the property of DBCT for the same in both faces, we do not take this into account.

Now we will give the general formula for estimating the probability of the best boomerang cluster under certain active patterns.

Probability in E_0/E_1 . Suppose E_0 covers the first r_0 rounds, E_1 consists of the last r_1 rounds. For $\forall \Delta, \Delta_1, \nabla_1, \nabla \neq 0$, the probability are $\mathbb{P}_{E_0}(\Delta \rightleftharpoons \Delta_1) = \hat{p}^2$ and $\mathbb{P}_{E_1}(\nabla_1 \rightleftharpoons \nabla) = \hat{q}^2$ on average, *i.e.*,

$$\hat{p} = 2^{-s \cdot c_0} \cdot \frac{1}{|\Delta_1|},$$

$$\hat{q} = 2^{-s \cdot c_1} \cdot \frac{1}{|\nabla_1|},$$

where c_0 and c_1 are the number of cells which need to be zero from uniformity and s is the cell size. For the sake of simplicity, we substitute 2^{-s} for $\frac{1}{2^s - 1}$.

Probability in E_m . Suppose E_m is composed of the middle r_m rounds. For $\forall \Delta_1, \nabla_1 \neq 0$ the probability is $\mathbb{P}_{E_m}(\Delta_1 \rightleftharpoons \nabla_1) = \hat{r}$ on average and

$$\hat{r} = 2^{-s \cdot c_m},$$

where c_m is the *condition* consumed in E_m . Usually, the characteristic of E_m is complex and c_m could not be determined easily. We make simplifications using Property 1 and then directly evaluate the probability by counting the number of conditions consumed. In the following, we discuss the computation of c_m in different situations.

- $\blacksquare \rightarrow \square$: As with E_0 and E_1 , the difference of E_m is not constrained to propagate with probability 1. When there is one cell needed to be zero (**White**) from uniformity (**Green**) in the upper or lower path, the probability has to be multiplied by 2^{-s} . Equivalently, it consumes 1 condition.
- UDDT2 and LDDT2: UDDT2 is independent of the lower path. When we process an S-box where UDDT2 applies, the probability has to be multiplied by $\sum_{\beta \in \mathbb{F}_{2^s}} \mathbb{P}_{\text{DDT}}(\alpha, \beta)^2 \geq 2^{-s}$ for $\forall \alpha \in \mathbb{F}_{2^s}$. Equally, there is 1 cell condition consumption for one UDDT2. Similarly, LDDT2 is independent of the upper path. When there is a LDDT2, it consumes 1 condition.
- UBCT · EBCT_m · LBCT: While EBCT may exist or not, UBCT and LBCT must appear in pairs (otherwise, it will degenerate into BCT). Due to Property 1 and Definition 8, for UBCT · EBCT_m · LBCT, $m \geq 0$ the effect is almost an S-box switch. Thus to satisfy an S-box switch, the probability is 2^{-s} on average. It is the same as the truncated differential processing technique and equivalent to 1 condition consumption for one pair UBCT and LBCT.
- BCT: Similar to UBCT, when we add one BCT, building a BCT table from α to β , the probability has to be multiplied by $\text{BCT}(\alpha, \beta) > \text{DDT}(\alpha, \beta) > 2^{-s}$. Thus, it consumes 1 condition.

Thus, the condition consumed in E_m is the sum of the number of cells which need to be zero from uniformity, the number of UDDT2 and LDDT2, the number of UBCT · EBCT_m · LBCT and the number of BCT.

Probability in E . The probability of a boomerang distinguisher of E is:

$$\mathbb{P}_E(\Delta \rightleftharpoons \nabla) = \sum_{\Delta_1, \nabla_1 \neq 0} \hat{p}^2 \cdot \hat{q}^2 \cdot \hat{r} = 2^{-2s \cdot c_0 - 2s \cdot c_1 - s \cdot c_m - s \cdot c'_0 - s \cdot c'_1}, \quad (3)$$

where c'_0 is the number of UDDT2 in the upper boundary round and c'_1 is the number of LDDT2 in the lower boundary round.

Remark 2. In the above formula, all tables consume the same number of conditions. However, given an exact S-box, the consumption of condition for different tables may differ from 1 and a proper coefficient can be used to have a more accurate estimation.

5.2 MILP Mode to Search for Boomerangs with Good Cluster Probabilities

In this subsection, we give our MILP model for searching boomerangs, which takes the number of conditions consumed as the objective function. This model can be used alone to obtain good truncated boomerangs. Particularly, good boomerang clusters can be found if we instantiate the input and output differences for the obtained truncated ones.

Notions. We consider E , a classical SPN cipher with the round function composed of cell-level operations. Let E be a cipher with N_r rounds and n cells state.

1. We use two bit variables to encode whether the difference of a cell will be free or controlled and whether its difference value will be known or unknown. A free difference can take any (nonzero) value uniformly while a controlled difference can not. Notably, a **White** cell is controlled, a **Green** cell is free and a **Yellow** cell is indeterminate. More specifically,

$$(x, y) = \begin{cases} (0, 0) : \text{the difference is 0 and controlled;} \\ (0, 1) : \text{the difference is nonzero and controlled;} \\ (1, 0) : \text{the difference is nonzero and free;} \\ (1, 1) : \text{the difference is unknown and free.} \end{cases}$$

2. For different tables, the definitions are:

$\begin{matrix} (0,0) \\ \rightarrow \\ \square \\ \rightarrow \\ (0,0) \end{matrix}$	$\begin{matrix} (0,1) \\ \rightarrow \\ \blacksquare \\ \rightarrow \\ (0,1) \end{matrix}$	$\begin{matrix} (0,1) \\ \rightarrow \\ \blacksquare \\ \rightarrow \\ (1,0) \end{matrix}$	$\begin{matrix} (0,1) \\ \rightarrow \\ \blacksquare \\ \rightarrow \\ (0,1) \end{matrix}$
$\begin{matrix} (0,1) \\ \leftarrow \\ \blacksquare \\ \leftarrow \\ (0,1) \end{matrix}$	$\begin{matrix} (0,0) \\ \leftarrow \\ \square \\ \leftarrow \\ (0,0) \end{matrix}$	$\begin{matrix} (1,0) \\ \leftarrow \\ \blacksquare \\ \leftarrow \\ (0,1) \end{matrix}$	$\begin{matrix} (1,0) \\ \leftarrow \\ \blacksquare \\ \leftarrow \\ (0,1) \end{matrix}$
LDDT	UDDT	BCT	UBCT
$\begin{matrix} (0,1) \\ \rightarrow \\ \blacksquare \\ \rightarrow \\ (0,1) \end{matrix}$	$\begin{matrix} (0,1) \\ \rightarrow \\ \blacksquare \\ \rightarrow \\ (1,0) \end{matrix}$	$\begin{matrix} (0,1) \\ \rightarrow \\ \blacksquare \\ \rightarrow \\ (0,1) \end{matrix}$	$\begin{matrix} (1,1) \\ \rightarrow \\ \blacksquare \\ \rightarrow \\ (1,1) \end{matrix}$
$\begin{matrix} (0,1) \\ \leftarrow \\ \blacksquare \\ \leftarrow \\ (0,1) \end{matrix}$	$\begin{matrix} (0,1) \\ \leftarrow \\ \blacksquare \\ \leftarrow \\ (0,1) \end{matrix}$	$\begin{matrix} (1,1) \\ \leftarrow \\ \blacksquare \\ \leftarrow \\ (1,1) \end{matrix}$	$\begin{matrix} (0,1) \\ \leftarrow \\ \blacksquare \\ \leftarrow \\ (0,1) \end{matrix}$
EBCT	LBCT	UDDT2	LDDT2

Modeling of the Attribute Propagation through SubBytes(S-RULE). The SubBytes operation does not change the activeness of a cell, but would change its difference from free to controlled, *i.e.*,

$$(0, 0) \xrightarrow{S} (0, 0), (0, 1) \xrightarrow{S} (0, 1)/(1, 0), (1, 0) \xrightarrow{S} (1, 0), (1, 1) \xrightarrow{S} (1, 1).$$

For the modeling point set, we use the convex hull computation method [SHW⁺14] to generate the set of inequalities.

Modeling of the Attribute Propagation through XOR Operation with the Condition Consuming(XOR-RULE).

- a White cell XOR-ed with a cell of any attribute results in the cell of the same attribute \blacksquare , *i.e.*, $\square \oplus \blacksquare \rightarrow \blacksquare, \blacksquare \oplus \square \rightarrow \blacksquare$.
- a Green cell XOR-ed with a cell of any attribute results in a Green cell, *i.e.*, $\blacksquare \oplus \blacksquare \rightarrow \blacksquare$.
- a couple of Yellow cells results in a White cell with 1-cell condition consuming or a Green cell, *i.e.*, $\blacksquare \oplus \blacksquare \xrightarrow{1\text{-cell}} \square, \blacksquare \oplus \blacksquare \rightarrow \blacksquare$.

Table 6: Attribute propagation through XOR.

$\blacksquare \oplus \blacksquare \rightarrow \square / \blacksquare$	$\square \oplus \blacksquare \rightarrow \blacksquare$	$\blacksquare \oplus \blacksquare \rightarrow \blacksquare$
$(0, 1) \oplus (0, 1) \rightarrow (0, 0)$	$(0, 0) \oplus (0, 0) \rightarrow (0, 0)$	$(1, 1) \oplus (0, 0) \rightarrow (1, 1)$
$(0, 1) \oplus (0, 1) \rightarrow (1, 1)$	$(0, 0) \oplus (0, 1) \rightarrow (0, 1)$	$(1, 1) \oplus (0, 1) \rightarrow (1, 1)$
$(0, 1) \oplus (1, 0) \rightarrow (1, 1)$	$(0, 0) \oplus (1, 0) \rightarrow (1, 0)$	$(1, 1) \oplus (1, 0) \rightarrow (1, 1)$
$(1, 0) \oplus (0, 1) \rightarrow (1, 1)$	$(0, 0) \oplus (1, 1) \rightarrow (1, 1)$	$(1, 1) \oplus (1, 1) \rightarrow (1, 1)$
$(1, 0) \oplus (1, 0) \rightarrow (1, 1)$		
$\blacksquare \oplus \square \rightarrow \blacksquare$	$\blacksquare \oplus \blacksquare \rightarrow \blacksquare$	
$(0, 1) \oplus (0, 0) \rightarrow (0, 1)$	$(0, 0) \oplus (1, 1) \rightarrow (1, 1)$	
$(1, 0) \oplus (0, 0) \rightarrow (1, 0)$	$(0, 1) \oplus (1, 1) \rightarrow (1, 1)$	
$(1, 1) \oplus (0, 0) \rightarrow (1, 1)$	$(1, 0) \oplus (1, 1) \rightarrow (1, 1)$	

A free difference can take any (nonzero) value uniformly while a controlled difference can not. $(0, 1) \oplus (0, 1)$ is $(1, 1)$ and not $(0, 1)$ because in boomerang attacks, the difference value after XOR is related to at least two input operands and is closer to the random case, so it is free. So we use $(0, 1) \oplus (0, 1) = (0, 0)$ with one cell condition, or $(0, 1) \oplus (0, 1) = (1, 1)$ to denote the XOR case.

Modeling of the Tables. To synthesize the upper characteristic and the lower characteristic, we use different 8 variables to model the different tables for one S -box. According to the definitions of tables, the modeling point set is given in Table 7:

Table 7: Constraints of tables

$(x_0, x_1, x_2, x_3, x_4, x_5, x_6, x_7)$	Table	$(x_0, x_1, x_2, x_3, x_4, x_5, x_6, x_7)$	Table
$(0, 0, 0, 0, 0, 1, 0, 1)$	LDDT = 1	$(0, 1, 0, 1, 0, 1, 0, 1)$	EBCT = 1
$(0, 1, 0, 1, 0, 0, 0, 0)$	UDDT = 1	$(0, 1, 1, 0, 0, 1, 0, 1)$	LDDT = 1
$(0, 1, 1, 0, 1, 0, 0, 1)$	BCT = 1	$(0, 1, 0, 1, 1, 1, 1, 1)$	UDDT2 = 1
$(0, 1, 0, 1, 1, 0, 0, 1)$	UBCT = 1	$(1, 1, 1, 1, 0, 1, 0, 1)$	LDDT2 = 1

where $UDDT + LDDT + BCT + UBCT + EBCT + LBCT + UDDT2 + LDDT2 \leq 1$, x_0, x_1 are the input variables for S -box in upper path, x_2, x_3 are the output variables for S -box in upper path, x_4, x_5 are the input variables for S -box in lower path and x_6, x_7 are the output variables for S -box in lower path. For example, the upper path of UBCT is $\xrightarrow{(0,1)} \blacksquare \xrightarrow{(0,1)}$ and the lower path of UBCT is $\xleftarrow{(1,0)} \blacksquare \xleftarrow{(0,1)}$, so we use $(0, 1, 0, 1, 1, 0, 0, 1)$ to indicate $UBCT = 1$.

Modeling of the Upper Boundary and Lower Boundary. The target cipher E is segmented into three parts automatically, such that the overall probability is maximized. We use two sets of variables $\{tag^u[r_x], 0 \leq r_x \leq N_r - 1\}$ and $\{tag^l[r_x], 0 \leq r_x \leq N_r - 1\}$ to identify the upper boundary and the lower boundary of the middle part. Each $tag^u[r_x]$ or $tag^l[r_x]$ needs to satisfy the condition in Table 8. In the upper path, when $tag^u[i] = 1$, $tag^u[i + 1]$ must be 1. When $tag^u[i] = 0$, the table type of each cell needs to be considered. If there is a cell with the table type in Table 8, $tag^u[i + 1] = 1$. Otherwise, $tag^u[i + 1] = 0$. The lower path is a similar case. For instance, in Example 2, because the first three rounds have only UDDT2, $tag^u[0] = tag^u[1] = tag^u[2] = 0$. And since the fourth round has one UBCT, $tag^u[3] = 1$ and $tag^u[i] = 1, i > 3$. Consequently, the upper boundary of E_m is marked by the layer of S -boxes where $tag^u[r_x]$ turns to 1 in the forward direction and the lower boundary is the layer of S -boxes where $tag^l[r_x]$ turns to 1 in the backward direction. Thus S -boxes with $tag^u[r_x] = tag^l[r_x] = 1$ all belong to E_m .

Table 8: Constraints of the upper/lower boundary: $Sum[r_x] = \sum_{0 \leq i \leq n-1} (UDDT[r_x][i] + LDDT[r_x][i] + BCT[r_x][i] + UBCT[r_x][i] + EBCT[r_x][i] + LBCT[r_x][i]), \forall 0 \leq r_x \leq N_r - 1$.

$tag^u[r_x - 1]/tag^l[r_x + 1] + Sum[r_x]$	$tag^u[r_x]/tag^l[r_x]$
0	0
> 0	1

Remark 3. For the upper characteristic, the S -RULE, the upper boundary tag^u , and XOR-RULE are forward propagation from i -th round to $i + 1$ -th round. For the lower characteristic, in turn, the S -RULE, the lower boundary tag^l , and XOR-RULE are reverse propagation from $i + 1$ -th round to i -th round.

Objective Function. According to equation 3, the objective to minimize is the number of conditions consuming for E :

$$obj = 2c_0 + 2c_1 + c'_0 + c'_1 + c_m.$$

We use the boundary tags tag^u and tag^l to automatically segment E into E_0, E_m and E_1 , and use the variable c^u and c^l to identify the condition consumed in XOR operation. Then

the objective function is unified

$$\begin{aligned} obj = & \sum_{\substack{0 \leq i \leq N_r - 1 \\ 0 \leq j \leq n - 1}} \{ (2 - tag^u[i]) \cdot c^u[i][j] + (2 - tag^l[i]) \cdot c^l[i][j] + \\ & (tag^u[i+1] - tag^u[i]) \cdot \text{UDDT2}[i][j] + (tag^l[i-1] - tag^l[i]) \cdot \text{LDDT2}[i][j] + \\ & tag^u[i] \cdot \text{UDDT2}[i][j] + tag^l[i] \cdot \text{LDDT2}[i][j] + \text{UBCT}[i][j] + \text{BCT}[i][j] \}. \end{aligned}$$

to i -th round. Let $tag^u[-1] = 0, tag^u[N_r] = 1$ and $tag^l[-1] = 1, tag^l[N_r] = 0$. A detailed proof of the equivalence of the two formulas above is given in Appendix A.2.

5.3 Discussion

Similar to [DDV20], our model has the advantage of handling dependencies in the middle rounds automatically without specifying E_m in advance. Besides, our model has two remarkable features as follows.

1. It incorporates Property 1 and Proposition 1 of DBCT so as to evaluate the probability of E_m more accurately. Specifically, $\text{UBCT} \cdot \text{EBCT}_t \cdot \text{LBCT}$ which involves $t + 2$ active S-boxes actually consumes only about one condition, *i.e.*, contributes a probability about 2^{-s} . Therefore, our model reflects the probability of E_m more accurately than just counting the number of active S-boxes of E_m as has been done in previous works [DDV20, HBS21].
2. The clustering effect in both E_0 and E_1 are also well considered. We use variables tag^u/tag^l to mark the boundaries of E_m so that the technique borrowed from the truncated differential analysis can be applied to take into account the clustering effect in E_0 and E_1 .

As a result, our model is more likely to offer a good boomerang cluster when the input and output differences are instantiated, which will be exemplified in the next subsection.

The basic idea of modelling clusters' probability, which transforms calculating the probability to simply recording the condition consumed, can be generalized to other attacks for word-oriented block ciphers, such as the boomeyong attack [RSP21], the mixture differential cryptanalysis [Gra18], and the retracing boomerang attack [DKRS20], which embedded yoyo within a boomerang.

5.4 Boomerang Clusters by Applying the New Modeling

For a specific block cipher, the first step is to use our model to get a good boomerang cluster with truncated input and output differences together with the corresponding approximate probability. The second step is to instantiate the input and output differences and obtain the exact probability by experiments or computations if possible.

We apply the new model to CRAFT and obtain boomerang distinguishers of 6-14 rounds, including new 9-round and a new 10-round boomerang distinguishers with higher probability than the ones presented in [HBS21]. Fig. 12 depicts the 9-round and the 10-round boomerang distinguishers, where the 10-round boomerang distinguisher is obtained by appending one round to the 9-round boomerang distinguisher. They have the same 6-round E_m , which is divided automatically by the MILP model. The input and output differences in the 9-round distinguisher are chosen as follows:

$$\Delta = 0x000a00aa0000000a, \nabla = 0x0000000000a00000.$$

The estimated probability by our method is:

$$\mathbb{P}_E(\Delta \xrightarrow{9r} \nabla) = \sum_{\Delta_1, \nabla_1} \mathbb{P}_{E_0}(\Delta \xrightarrow{2r} \Delta_1) \cdot \mathbb{P}_{E_m}(\Delta_1 \xrightarrow{6r} \nabla_1) \cdot \mathbb{P}_{E_1}(\nabla_1 \xrightarrow{1r} \nabla) = 2^{-14.65}.$$




Figure 12: A Boomerang Distinguisher for 9/10 rounds of CRAFT

The experimental probability is about $2^{-12.95}$ which is higher than the probability $2^{-14.50}$ of the 9-round boomerang distinguisher in [HBS21].

The input and output differences of the 10-round boomerang distinguisher are as follows:

$$\Delta = 0x000a00aa0000000a, \nabla = 0x0000a000000000a00.$$

And the estimated probability by our method is:

$$\mathbb{P}_E(\Delta \xrightarrow{10r} \nabla) = \sum_{\Delta_1, \nabla_1} \mathbb{P}_{E_0}(\Delta \xrightarrow{2r} \Delta_1) \cdot \mathbb{P}_{E_m}(\Delta_1 \xrightarrow{6r} \nabla_1) \cdot \mathbb{P}_{E_1}(\nabla_1 \xrightarrow{2r} \nabla) = 2^{-19.60}.$$

The experimental probability is approximately $2^{-16.40}$ which is higher than the probability $2^{-18.17}$ of the 10-round boomerang distinguisher in [HBS21]. Our source code is provided in <https://drive.google.com/file/d/1DIExHZpL0rbv9h1Ma0JrCXC0b3QpQMqR/view?usp=sharing>.

6 Conclusion

In this paper, we observe an exciting property of DBCT that the ladder switch and S-box switch constitute most cases for two continuous S-box and all cases for certain S-boxes in boomerang attacks. The meaning of this observation is at least twofold. From the point of view of cryptanalysis, when there is strong dependency between the two differential trails (this is the case for many lightweight ciphers, such as CRAFT), DBCT helps to capture dependency easily, and when the S-box is hard, the treatment of dependency can be

simplified further, while this is not unveiled in previous works. For hard S-boxes with a complex linear layer, the property of the extension of DBCT also shows that the interactions between two S-box layers matter and should be treated carefully to avoid proposing flawed boomerang distinguishers. From the point of view of designers, for a cipher using a lightweight linear layer, one needs to pay more attention to the DBCT uniformity when choosing the S-box.

Acknowledgments

The authors would like to thank the anonymous referees for their helpful comments. This research is supported by the National Natural Science Foundation of China (Grants No.62202460, 62022036, 62132008, 62172410, 62032014), the National Key Research and Development Program of China (No.2018YFA0704704 and No.2022YFB2701900), the Youth Innovation Promotion Association of Chinese Academy of Sciences and the Fundamental Research Funds for the Central Universities.

References

- [Ava17] Roberto Avanzi. The QARMA block cipher family. *IACR Trans. Symmetric Cryptol.*, 2017(1):4–44, 2017.
- [BHL⁺20] Hamid Boukerrou, Paul Huynh, Virginie Lallemand, Bimal Mandal, and Marine Minier. On the Feistel counterpart of the boomerang connectivity table introduction and analysis of the FBCT. *IACR Trans. Symmetric Cryptol.*, 2020(1):331–362, 2020.
- [BK09] Alex Biryukov and Dmitry Khovratovich. Related-key cryptanalysis of the full AES-192 and AES-256. In Mitsuru Matsui, editor, *Advances in Cryptology - ASIACRYPT 2009, 15th International Conference on the Theory and Application of Cryptology and Information Security, Tokyo, Japan, December 6-10, 2009. Proceedings*, volume 5912 of *Lecture Notes in Computer Science*, pages 1–18. Springer, 2009.
- [BKL⁺07] Andrey Bogdanov, Lars R. Knudsen, Gregor Leander, Christof Paar, Axel Poschmann, Matthew J. B. Robshaw, Yannick Seurin, and C. Vikkelsoe. PRESENT: an ultra-lightweight block cipher. In Pascal Paillier and Ingrid Verbauwhede, editors, *Cryptographic Hardware and Embedded Systems - CHES 2007, 9th International Workshop, Vienna, Austria, September 10-13, 2007, Proceedings*, volume 4727 of *Lecture Notes in Computer Science*, pages 450–466. Springer, 2007.
- [BL22] Augustin Bariant and Gaëtan Leurent. Truncated boomerang attacks and application to AES-based ciphers. Cryptology ePrint Archive, Paper 2022/701, 2022. <https://eprint.iacr.org/2022/701>.
- [BLMR19] Christof Beierle, Gregor Leander, Amir Moradi, and Shahram Rasoolzadeh. CRAFT: lightweight tweakable block cipher with efficient protection against DFA attacks. *IACR Trans. Symmetric Cryptol.*, 2019(1):5–45, 2019.
- [BS91] Eli Biham and Adi Shamir. Differential cryptanalysis of DES-like cryptosystems. *J. Cryptol.*, 4(1):3–72, 1991.

- [CDJ⁺20] Avik Chakraborti, Nilanjan Datta, Ashwin Jha, Cuauhtemoc Mancillas-López, Mridul Nandi, and Yu Sasaki. ESTATE: A lightweight and low energy authenticated encryption mode. *IACR Trans. Symmetric Cryptol.*, 2020(S1):350–389, 2020.
- [CHP⁺17] Carlos Cid, Tao Huang, Thomas Peyrin, Yu Sasaki, and Ling Song. A security analysis of Deoxys and its internal tweakable block ciphers. *IACR Trans. Symmetric Cryptol.*, 2017(3):73–107, 2017.
- [CHP⁺18] Carlos Cid, Tao Huang, Thomas Peyrin, Yu Sasaki, and Ling Song. Boomerang connectivity table: A new cryptanalysis tool. In Jesper Buus Nielsen and Vincent Rijmen, editors, *Advances in Cryptology - EUROCRYPT 2018 - 37th Annual International Conference on the Theory and Applications of Cryptographic Techniques, Tel Aviv, Israel, April 29 - May 3, 2018 Proceedings, Part II*, volume 10821 of *Lecture Notes in Computer Science*, pages 683–714. Springer, 2018.
- [DDV20] Stéphanie Delaune, Patrick Derbez, and Mathieu Vavrille. Catching the fastest boomerangs application to SKINNY. *IACR Trans. Symmetric Cryptol.*, 2020(4):104–129, 2020.
- [DKRS20] Orr Dunkelman, Nathan Keller, Eyal Ronen, and Adi Shamir. The retracing boomerang attack. In Anne Canteaut and Yuval Ishai, editors, *Advances in Cryptology - EUROCRYPT 2020 - 39th Annual International Conference on the Theory and Applications of Cryptographic Techniques, Zagreb, Croatia, May 10-14, 2020, Proceedings, Part I*, volume 12105 of *Lecture Notes in Computer Science*, pages 280–309. Springer, 2020.
- [DKS10] Orr Dunkelman, Nathan Keller, and Adi Shamir. A practical-time related-key attack on the KASUMI cryptosystem used in GSM and 3G telephony. In Tal Rabin, editor, *Advances in Cryptology - CRYPTO 2010, 30th Annual Cryptology Conference, Santa Barbara, CA, USA, August 15-19, 2010. Proceedings*, volume 6223 of *Lecture Notes in Computer Science*, pages 393–410. Springer, 2010.
- [DKS14] Orr Dunkelman, Nathan Keller, and Adi Shamir. A practical-time related-key attack on the KASUMI cryptosystem used in GSM and 3g telephony. *J. Cryptol.*, 27(4):824–849, 2014.
- [DR02] Joan Daemen and Vincent Rijmen. *The Design of Rijndael: AES - The Advanced Encryption Standard*. Information Security and Cryptography. Springer, 2002.
- [DR07] Joan Daemen and Vincent Rijmen. Plateau characteristics. *IET Inf. Secur.*, 1(1):11–17, 2007.
- [Gra18] Lorenzo Grassi. Mixture differential cryptanalysis: a new approach to distinguishers and attacks on round-reduced AES. *IACR Trans. Symmetric Cryptol.*, 2018(2):133–160, 2018.
- [HBS21] Hosein Hadipour, Nasour Bagheri, and Ling Song. Improved rectangle attacks on SKINNY and CRAFT. *IACR Trans. Symmetric Cryptol.*, 2021(2):140–198, 2021.
- [ISSK09] Maryam Izadi, Babak Sadeghiyan, Seyed Saeed Sadeghian, and Hossein Arabnezhad Khanooki. MIBS: A new lightweight block cipher. In Juan A. Garay, Atsuko Miyaji, and Akira Otsuka, editors, *Cryptology and Network Security*,

- 8th International Conference, CANS 2009, Kanazawa, Japan, December 12-14, 2009. Proceedings*, volume 5888 of *Lecture Notes in Computer Science*, pages 334–348. Springer, 2009.
- [JNP14] Jérémy Jean, Ivica Nikolic, and Thomas Peyrin. Tweaks and keys for block ciphers: The TWEAKEY framework. In Palash Sarkar and Tetsu Iwata, editors, *Advances in Cryptology - ASIACRYPT 2014 - 20th International Conference on the Theory and Application of Cryptology and Information Security, Kaoshiung, Taiwan, R.O.C., December 7-11, 2014, Proceedings, Part II*, volume 8874 of *Lecture Notes in Computer Science*, pages 274–288. Springer, 2014.
- [JNPS16] Jérémy Jean, Ivica Nikolic, Thomas Peyrin, and Yannick Seurin. Deoxys v1.41. *Submitted to CAESAR*, 124, 2016.
- [LS19] Yunwen Liu and Yu Sasaki. Related-key boomerang attacks on GIFT with automated trail search including BCT effect. In Julian Jang-Jaccard and Fuchun Guo, editors, *Information Security and Privacy - 24th Australasian Conference, ACISP 2019, Christchurch, New Zealand, July 3-5, 2019, Proceedings*, volume 11547 of *Lecture Notes in Computer Science*, pages 555–572. Springer, 2019.
- [MSAK99] Shiho Moriai, Makoto Sugita, Kazumaro Aoki, and Masayuki Kanda. Security of E2 against truncated differential cryptanalysis. In Howard M. Heys and Carlisle M. Adams, editors, *Selected Areas in Cryptography, 6th Annual International Workshop, SAC'99, Kingston, Ontario, Canada, August 9-10, 1999, Proceedings*, volume 1758 of *Lecture Notes in Computer Science*, pages 106–117. Springer, 1999.
- [Nyb19] Kaisa Nyberg. The extended autocorrelation and boomerang tables and links between nonlinearity properties of vectorial boolean functions. *IACR Cryptol. ePrint Arch.*, page 1381, 2019.
- [RSP21] Mostafizar Rahman, Dhiman Saha, and Goutam Paul. Boomeyong: Embedding yoyo within boomerang and its applications to key recovery attacks on AES and pholkos. *IACR Trans. Symmetric Cryptol.*, 2021(3):137–169, 2021.
- [Sas18] Yu Sasaki. Improved related-tweakey boomerang attacks on deoxys-bc. In Antoine Joux, Abderrahmane Nitaj, and Tajjeeddine Rachidi, editors, *Progress in Cryptology - AFRICACRYPT 2018 - 10th International Conference on Cryptology in Africa, Marrakesh, Morocco, May 7-9, 2018, Proceedings*, volume 10831 of *Lecture Notes in Computer Science*, pages 87–106. Springer, 2018.
- [SHW⁺14] Siwei Sun, Lei Hu, Peng Wang, Kexin Qiao, Xiaoshuang Ma, and Ling Song. Automatic security evaluation and (related-key) differential characteristic search: Application to SIMON, PRESENT, LBlock, DES(L) and other bit-oriented block ciphers. In Palash Sarkar and Tetsu Iwata, editors, *Advances in Cryptology - ASIACRYPT 2014 - 20th International Conference on the Theory and Application of Cryptology and Information Security, Kaoshiung, Taiwan, R.O.C., December 7-11, 2014. Proceedings, Part I*, volume 8873 of *Lecture Notes in Computer Science*, pages 158–178. Springer, 2014.
- [SMMK12] Tomoyasu Suzaki, Kazuhiko Minematsu, Sumio Morioka, and Eita Kobayashi. TWINE: A lightweight block cipher for multiple platforms. In Lars R. Knudsen and Huapeng Wu, editors, *Selected Areas in Cryptography, 19th International Conference, SAC 2012, Windsor, ON, Canada, August 15-16, 2012, Revised*

Selected Papers, volume 7707 of *Lecture Notes in Computer Science*, pages 339–354. Springer, 2012.

- [SQH19] Ling Song, Xianrui Qin, and Lei Hu. Boomerang connectivity table revisited. application to SKINNY and AES. *IACR Trans. Symmetric Cryptol.*, 2019(1):118–141, 2019.
- [Wag99] David A. Wagner. The boomerang attack. In Lars R. Knudsen, editor, *Fast Software Encryption, 6th International Workshop, FSE '99, Rome, Italy, March 24-26, 1999, Proceedings*, volume 1636 of *Lecture Notes in Computer Science*, pages 156–170. Springer, 1999.
- [WP19] Haoyang Wang and Thomas Peyrin. Boomerang switch in multiple rounds. application to AES variants and Deoxys. *IACR Trans. Symmetric Cryptol.*, 2019(1):142–169, 2019.
- [WZ11] Wenling Wu and Lei Zhang. LBlock: A lightweight block cipher. In Javier López and Gene Tsudik, editors, *Applied Cryptography and Network Security - 9th International Conference, ACNS 2011, Nerja, Spain, June 7-10, 2011. Proceedings*, volume 6715 of *Lecture Notes in Computer Science*, pages 327–344, 2011.

A Proofs

A.1 Proof of Proposition 2

Proof. If S is hard, there is only the S-box switch in two continuous S-boxes for $\alpha_1, \beta_3 \neq 0$, *i.e.*,

$$\begin{aligned}
 \text{DBCT}(\alpha_1, \beta_3) &= \sum_{\alpha_2, \beta_2} \text{UBCT}(\alpha_1, \alpha_2, \beta_2) \cdot \text{LBCT}(\alpha_2, \beta_2, \beta_3) \\
 &= \sum_{\beta_1, \alpha_2, \beta_2, \alpha_3} \text{EBCT}(\alpha_1, \beta_1, \alpha_2, \beta_2) \cdot \text{EBCT}(\alpha_2, \beta_2, \alpha_3, \beta_3) \\
 &= \sum_{\beta_1, \alpha_2 = \beta_2, \alpha_3} \text{EBCT}(\alpha_1, \beta_1, \alpha_2, \beta_2) \cdot \text{EBCT}(\alpha_2, \beta_2, \alpha_3, \beta_3) \\
 &= \sum_{\alpha_2 = \beta_2} \text{EBCT}(\alpha_1, \alpha_1, \alpha_2, \alpha_2) \cdot \text{EBCT}(\beta_2, \beta_2, \beta_3, \beta_3) \\
 &= \sum_{\alpha_2} \text{DDT}(\alpha_1, \alpha_2) \cdot \text{DDT}(\alpha_2, \beta_3).
 \end{aligned}$$

In other words, the product is non-zero only with $\alpha_2 = \beta_2$. Thus for three continuous S-boxes, a necessary condition for the product to be nonzero is $\alpha_2 = \beta_2$, which further leads to $\alpha_3 = \beta_3$. Consequently,

$$\begin{aligned}
 \text{3-BCT}(\alpha, \beta) &= \sum_{\alpha_2, \beta_2, \alpha_3, \beta_3} \text{UBCT}(\alpha, \alpha_2, \beta_2) \cdot \text{EBCT}(\alpha_2, \beta_2, \alpha_3, \beta_3) \cdot \text{LBCT}(\alpha_3, \beta_3, \beta) \\
 &= \sum_{\alpha_3, \beta_3} \left(\sum_{\alpha_2, \beta_2} \text{UBCT}(\alpha, \alpha_2, \beta_2) \cdot \text{EBCT}(\alpha_2, \beta_2, \alpha_3, \beta_3) \right) \cdot \text{LBCT}(\alpha_3, \beta_3, \beta) \\
 &= \sum_{\alpha_3, \beta_3} \left(\sum_{\beta', \alpha_2, \beta_2} \text{EBCT}(\alpha, \beta', \alpha_2, \beta_2) \cdot \text{EBCT}(\alpha_2, \beta_2, \alpha_3, \beta_3) \right) \cdot \text{LBCT}(\alpha_3, \beta_3, \beta) \\
 &= \sum_{\alpha_3, \beta_3} \left(\sum_{\beta', \alpha_2 = \beta_2} \text{EBCT}(\alpha, \beta', \alpha_2, \beta_2) \cdot \text{EBCT}(\alpha_2, \beta_2, \alpha_3, \beta_3) \right) \cdot \text{LBCT}(\alpha_3, \beta_3, \beta)
 \end{aligned}$$

Due to $\alpha_2 = \beta_2$, we get $\alpha = \beta'$ and $\alpha_3 = \beta_3$. Thus

$$\begin{aligned} 3\text{-BCT}(\alpha, \beta) &= \sum_{\alpha_3=\beta_3} \left(\sum_{\alpha_2=\beta_2} \text{EBCT}(\alpha, \alpha, \alpha_2, \beta_2) \cdot \text{EBCT}(\alpha_2, \beta_2, \alpha_3, \beta_3) \right) \cdot \text{LBCT}(\alpha_3, \beta_3, \beta) \\ &= \sum_{\alpha_2, \alpha_3} \text{EBCT}(\alpha, \alpha, \alpha_2, \alpha_2) \cdot \text{EBCT}(\alpha_2, \alpha_2, \alpha_3, \alpha_3) \cdot \text{EBCT}(\alpha_3, \alpha_3, \beta, \beta) \\ &= \sum_{\alpha_2, \alpha_3} \text{DDT}(\alpha, \alpha_2) \cdot \text{DDT}(\alpha_2, \alpha_3) \cdot \text{DDT}(\alpha_3, \beta). \end{aligned}$$

Similarly, it can go straight to the case with more continuous S-boxes, *i.e.*,

$$t\text{-BCT}(\alpha, \beta) = \sum_{\alpha_2, \dots, \alpha_t} \text{DDT}(\alpha, \alpha_2) \cdot \text{DDT}(\alpha_2, \alpha_3) \cdot \dots \cdot \text{DDT}(\alpha_t, \beta).$$

□

A.2 Proof of objective function

Proof. Let $obj = \textcircled{1} + \textcircled{2} + \textcircled{3}$. Due to the facts $tag^u[B^u] = 0, tag^u[B^u + 1] = 1$ and $tag^l[B^l] = 0, tag^l[B^l - 1] = 1$,

$$\begin{aligned} \textcircled{1} &= \sum_{\substack{1 \leq i \leq N_r \\ 0 \leq j \leq n-1}} (2 - tag^u[i]) \cdot c^u[i][j] + (2 - tag^l[i]) \cdot c^l[i][j] \\ &= \sum_{\substack{1 \leq i \leq r_0 \\ 0 \leq j \leq n-1}} 2 \cdot c^u[i][j] + \sum_{\substack{r-r_0 \leq i \leq N_r \\ 0 \leq j \leq n-1}} 2 \cdot c^l[i][j] + \sum_{\substack{r_0+1 \leq i \leq r_0+r_m \\ 0 \leq j \leq n-1}} c^u[i][j] + c^l[i][j] \\ &= 2c_0 + 2c_1 + X. \end{aligned}$$

$$\begin{aligned} \textcircled{2} &= \sum_{\substack{0 \leq i \leq N_r-1 \\ 0 \leq j \leq n-1}} (tag^u[i+1] - tag^u[i]) \cdot \text{UDDT2}[i][j] + (tag^l[i-1] - tag^l[i]) \cdot \text{LDDT2}[i][j] \\ &= \sum_{0 \leq j \leq n-1} \text{UDDT2}[B^u][j] + \text{LDDT2}[B^l][j] \\ &= c'_0 + c'_1. \end{aligned}$$

$$\begin{aligned} \textcircled{3} &= \sum_{\substack{1 \leq i \leq N_r \\ 0 \leq j \leq n-1}} tag^u[i] \cdot \text{UDDT2}[i][j] + tag^l[i] \cdot \text{LDDT2}[i][j] + \text{UBCT}[i][j] + \text{BCT}[i][j] \\ &= \sum_{\substack{r_0+1 \leq i \leq r_0+r_m \\ 0 \leq j \leq n-1}} \text{UDDT2}[i][j] + \text{LDDT2}[i][j] + \text{UBCT}[i][j] + \text{BCT}[i][j] \\ &= c_m - X. \end{aligned}$$

Thus $obj = 2c_0 + 2c_1 + c'_0 + c'_1 + c_m$. □

B Specification of CRAFT, TweAES, and Deoxys-BC

B.1 Specification of CRAFT

CRAFT is a lightweight tweakable block cipher which introduced by Beierle *et al.* [BLMR19] at FSE 2019. CRAFT supports 64-bit message, 128-bit key and 64-bit tweak, and its round function is composed of involutory operations. The round function is shown in Fig. 13 and its operations are listed as follows:

- MixColumns(MC): The MC layer is the multiplication of internal state by the following binary matrix:

$$MC = \begin{pmatrix} 1 & 0 & 1 & 1 \\ 0 & 1 & 0 & 1 \\ 0 & 0 & 1 & 0 \\ 0 & 0 & 0 & 1 \end{pmatrix}.$$

- AddRoundConstants(ARC): The state XOR-ed constant in cells 4 and 5.
- AddTweaKey(ATK): A 64-bit round tweakey is XOR-ed with state.
- PermuteNibbles(PN): The PN is an involutory permutation over nibbles of state:

$$P = [15, 12, 13, 14, 10, 9, 8, 11, 6, 5, 4, 7, 1, 2, 3, 0].$$

- Sbox(SB): CRAFT uses a 4-bit involutory S-box, the detail is given in Table 9.

Table 9: The S-box used in CRAFT

x	0	1	2	3	4	5	6	7	8	9	a	b	c	d	e	f
$S(x)$	c	a	d	3	e	b	f	7	8	9	1	5	0	2	4	6

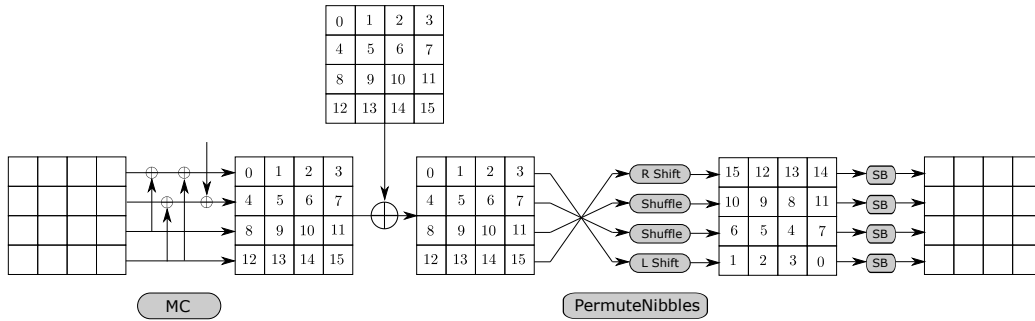


Figure 13: A round function of CRAFT

B.2 Specification of TweAES

The tweakable block cipher **TweAES** is one of the underlying primitives of Authenticated Encryption with Associated Data (AEAD) scheme ESTATE [CDJ⁺20], which is a second-round candidate of the NIST Lightweight Cryptography Standardization project. It is tweaked from AES-128 [DR02] and takes in as input a 4-bit tweak, a 128-bit key and a 128-bit block. Its round function has five operations, which are identical to that of AES except **AddTweak**. Next, we briefly describe the round function of **TweAES**.

- SubBytes: **TweAES** uses the same 8-bit S-box as **AES**.
- ShiftRows: The bytes in the i -th row are cyclically shifted by i places to the left.
- MixColumns: Multiply each column with an invertible MDS matrix.
- AddKey: XORed 128-bit round key.

- **AddTweak:** The 8-bit tweak, which is expanded from 4-bit tweak, is added to the least significant bit of each byte in top two rows of the state at an interval of 2 rounds.

In more detail, **MixColumns** mixes every column by multiplication of a 4×4 MDS matrix

$$\text{MC} = \begin{pmatrix} 02 & 03 & 01 & 01 \\ 01 & 02 & 03 & 01 \\ 01 & 01 & 02 & 03 \\ 03 & 01 & 01 & 02 \end{pmatrix}$$

over the finite field \mathbb{F}_{2^8} , where the irreducible polynomial is $x^8 + x^4 + x^3 + x + 1$.

B.3 Specification of Deoxys-BC

Deoxys-BC is an AES-based tweakable block cipher [JNPS16], based on the tweakable framework [JNP14]. The **Deoxys** authenticated encryption scheme makes use of two versions of the cipher as its internal primitive: **Deoxys-BC-256** and **Deoxys-BC-384**. Both versions are ad-hoc 128-bit tweakable block ciphers which besides the two standard inputs, a plaintext P (or a ciphertext C) and a key K , also take an additional input called a *tweak* T . The concatenation of the key and tweak states is called the *tweakey* state. For **Deoxys-BC-256** the tweakey size is 256 bits.

Deoxys-BC is an AES-like design, *i.e.*, it is an iterative substitution-permutation network (SPN) that transforms the initial plaintext (viewed as a 4×4 matrix of bytes) using the AES round function, with the main differences with AES being the number of rounds and the round subkeys that are used every round. **Deoxys-BC-256** has 14 rounds.

Similarly to the AES, one round of **Deoxys-BC** has the following four transformations applied to the internal state in the order specified below:

- **AddRoundTweakey** – XOR the 128-bit round subtweakey to the internal state.
- **SubBytes** – Apply the 8-bit AES S-box to each of the 16 bytes of the internal state.
- **ShiftRows** – Rotate the 4-byte i -th row left by $\rho[i]$ positions, where $\rho = (0, 1, 2, 3)$.
- **MixColumns** – Multiply the internal state by the 4×4 constant MDS matrix of AES.

After the last round, a final **AddRoundTweakey** operation is performed to produce the ciphertext.

We denote the concatenation of the key K and the tweak T as KT , *i.e.* $KT = K||T$. The *tweakey* state is then divided into 128-bit words. More precisely, in **Deoxys-BC-256** the size of KT is 256 bits with the first (most significant) 128 bits of KT being denoted W_2 ; the second word is denoted by W_1 . Finally, we denote by STK_i the 128-bit *subtweakey* that is added to the state at round i during the **AddRoundTweakey** operation. For **Deoxys-BC-256**, a subtweakey is defined as $STK_i = TK_i^1 \oplus TK_i^2 \oplus RC_i$. The 128-bit words TK_i^1, TK_i^2 are outputs produced by a special *tweakey schedule* algorithm, initialised with $TK_0^1 = W_1$ and $TK_0^2 = W_2$ for **Deoxys-BC-256**. The tweakey schedule algorithm is defined as $TK_{i+1}^1 = h(TK_i^1)$, $TK_{i+1}^2 = h(LFSR_2(TK_i^2))$, where the byte permutation h is defined as

$$\begin{pmatrix} 0 & 1 & 2 & 3 & 4 & 5 & 6 & 7 & 8 & 9 & 10 & 11 & 12 & 13 & 14 & 15 \\ 1 & 6 & 11 & 12 & 5 & 10 & 15 & 0 & 9 & 14 & 3 & 4 & 13 & 2 & 7 & 8 \end{pmatrix},$$

with the 16 bytes of a 128-bit tweakey word numbered by the usual AES byte ordering.

C Supplementary Materials for Boomerang Attacks

C.1 A Note on the Boomerang Attack with Swapped Ciphertexts

Recall that the probability of the 7-round boomerang distinguisher of CRAFT involves four DBCT. As the DBCT is equivalent to the S-box switch in most cases, *i.e.*, a quartet is formed by two pairs of the same value, we check how the probability changes when new pairs of ciphertexts are generated by swapping certain cells of obtained pairs of ciphertexts, as the attacker does in the yoyo attack.

We reuse the 7-round boomerang distinguisher of CRAFT and test three kind of S-boxes, namely the S-box of CRAFT, PRESENT and TWNIE. Note the latter two are hard S-boxes. We then consider three pairs of boomerang attacks as follows.

Case A: Standard boomerang distinguisher with exact input difference and output difference ($\Delta_{in}, \Delta_{out}$) allowing the highest probability.

Case B: With the same difference as in Case A, but only check if the difference of the returned pair follows the truncated pattern of Δ_{in} .

Case C: Truncated boomerang distinguisher where the input and output difference are random for active cells.

Case A', B', C': Respective variants of Case A, B and C where the output cells are swapped if the cells of Δ_{out} at the same position are active.

Note that Case B is a variant of the standard boomerang attack which allows a higher probability at the cost of a lower signal to noise ratio. Case B has been used in attacks against AES and Deoxys-BC [Sas18]. And Case C' is actually the yoyo attack.

Table 10: The experimental probability of the 7-round boomerang distinguisher in different cases

S-box	A	B	C	A'	B'	C'
CRAFT	$2^{-10.11}$	$2^{-9.77}$	$2^{-12.40}$	$2^{-8.70}$	$2^{-8.36}$	$2^{-9.16}$
PRESENT	$2^{-15.14}$	$2^{-13.74}$	$2^{-14.04}$	$2^{-11.49}$	$2^{-10.01}$	$2^{-10.19}$
TWNIE	$2^{-15.53}$	$2^{-14.59}$	$2^{-14.54}$	$2^{-11.64}$	$2^{-10.69}$	$2^{-10.68}$
Random case	2^{-64}	2^{-60}	2^{-60}	2^{-64}	2^{-60}	2^{-60}

We conduct an experiment and the probabilities are summarized in Table 10. From Table 10 we have two observations.

- For each pair of cases like (A, A'), the probability is increased with swapped ciphertexts and the increase in probability is more significant for PRESENT's S-box and TWNIE's S-box. This is reasonable as these two kind of S-boxes are hard and thus only allow the S-box switch for the for DBCT.
- The probabilities in Case B and C (or B' and C') are very close for S-boxes PRESENT's S-box and TWNIE's S-box which have both good BCT and DBCT uniformity. That is, there is no special input difference Δ_{in} leading to much higher probability than others and truncated ones are good enough. This reminds us that searching for truncated boomerang distinguishers with good probability might be a good idea that is worth trying. We try this idea in Section 5.

C.2 Tables and Distinguishers

Table 11: Setting of the first six rounds of the boomerang distinguisher of TweAES

Round	State difference before SubBytes	Tweakey difference
1	$\Delta_1 = 0x1100110000000000$	$\Delta TK_1 = 0x1100110000000000$
7	$\nabla_7 = 0x0000000000000000$	$\nabla TK_7 = 0x0011001100000000$

Table 12: DDT of CRAFT's 4-bit S-box

	0	1	2	3	4	5	6	7	8	9	a	b	c	d	e	f
0	16	-	-	-	-	-	-	-	-	-	-	-	-	-	-	-
1	-	2	4	-	2	2	2	-	2	-	-	-	-	-	2	-
2	-	4	-	-	4	-	-	-	-	4	-	-	4	-	-	-
3	-	-	-	-	2	-	4	2	2	2	-	-	-	2	-	2
4	-	2	4	2	2	2	-	-	2	-	-	2	-	-	-	-
5	-	2	-	-	2	-	-	4	-	2	4	-	2	-	-	-
6	-	2	-	4	-	-	-	2	2	-	-	-	2	2	2	-
7	-	-	-	2	-	4	2	-	-	-	-	2	-	4	2	-
8	-	2	-	2	2	-	2	-	-	2	-	2	2	-	2	-
9	-	-	4	2	-	2	-	-	2	2	-	2	2	-	-	-
a	-	-	-	-	-	4	-	-	-	-	4	-	-	4	-	4
b	-	-	-	-	2	-	-	2	2	2	-	4	-	2	-	2
c	-	-	4	-	-	2	-	2	2	-	-	2	-	-	2	-
d	-	-	-	2	-	-	2	4	-	-	4	2	-	-	2	-
e	-	2	-	-	-	-	-	2	2	-	-	-	2	2	4	2
f	-	-	-	2	-	-	2	-	-	-	4	2	-	-	2	4

Table 13: DBCT of CRAFT's 4-bit S-box

	0	1	2	3	4	5	6	7	8	9	a	b	c	d	e	f
0	256	256	256	256	256	256	256	256	256	256	256	256	256	256	256	256
1	256	40	32	32	32	8	8	16	16	24	8	8	32	8	16	8
2	256	32	64	32	32	32	32	-	32	32	-	32	32	-	32	-
3	256	32	32	40	8	16	16	16	16	8	16	24	16	16	16	16
4	256	32	32	8	40	8	32	16	16	32	8	16	24	8	8	8
5	256	8	32	16	8	48	16	32	16	8	80	16	8	32	16	48
6	256	8	32	16	32	16	40	16	16	16	16	16	8	16	24	16
7	256	16	-	16	16	32	16	48	16	16	64	16	16	48	16	48
8	256	16	32	16	16	16	16	16	32	16	-	16	16	16	16	16
9	256	24	32	8	32	8	16	16	16	40	8	32	32	8	8	8
a	256	8	-	16	8	80	16	64	-	8	128	16	8	80	16	64
b	256	8	32	24	16	16	16	16	16	32	16	40	8	16	16	16
c	256	32	32	16	24	8	8	16	16	32	8	8	40	8	32	8
d	256	8	-	16	8	32	16	48	16	8	80	16	8	48	16	64
e	256	16	32	16	8	16	24	16	16	8	16	16	32	16	40	16
f	256	8	-	16	8	48	16	48	16	8	64	16	8	64	16	48

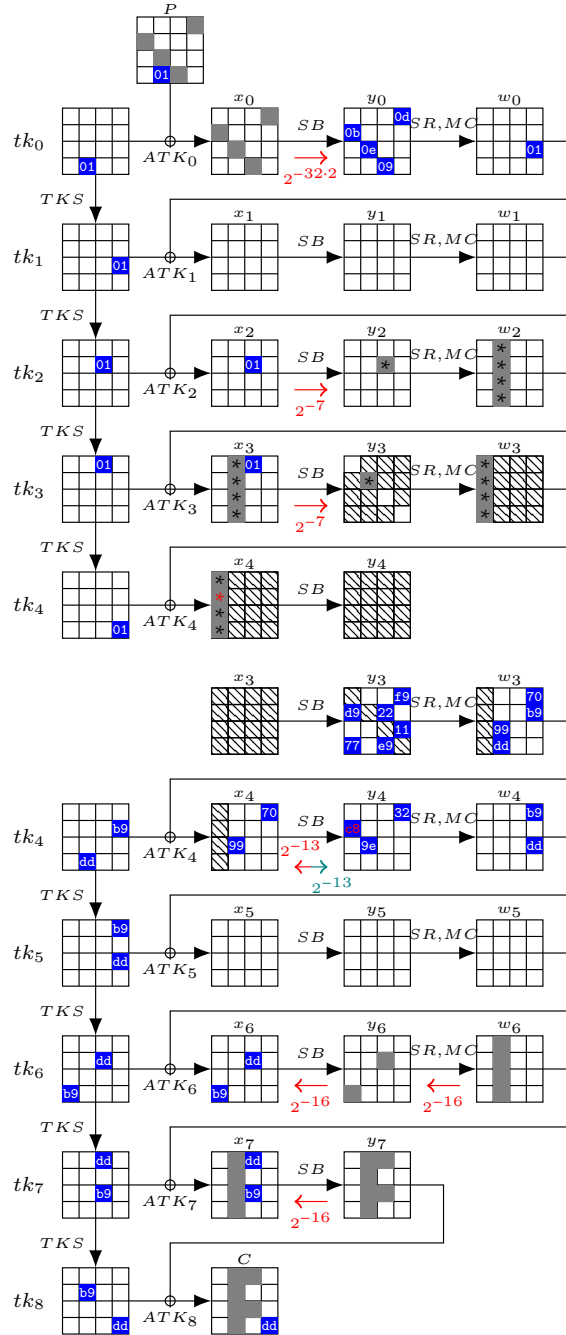


Figure 14: Truncated boomerang attack on 8-round Deoxys-BC in the RTK1 model, which is taken from [BL22]

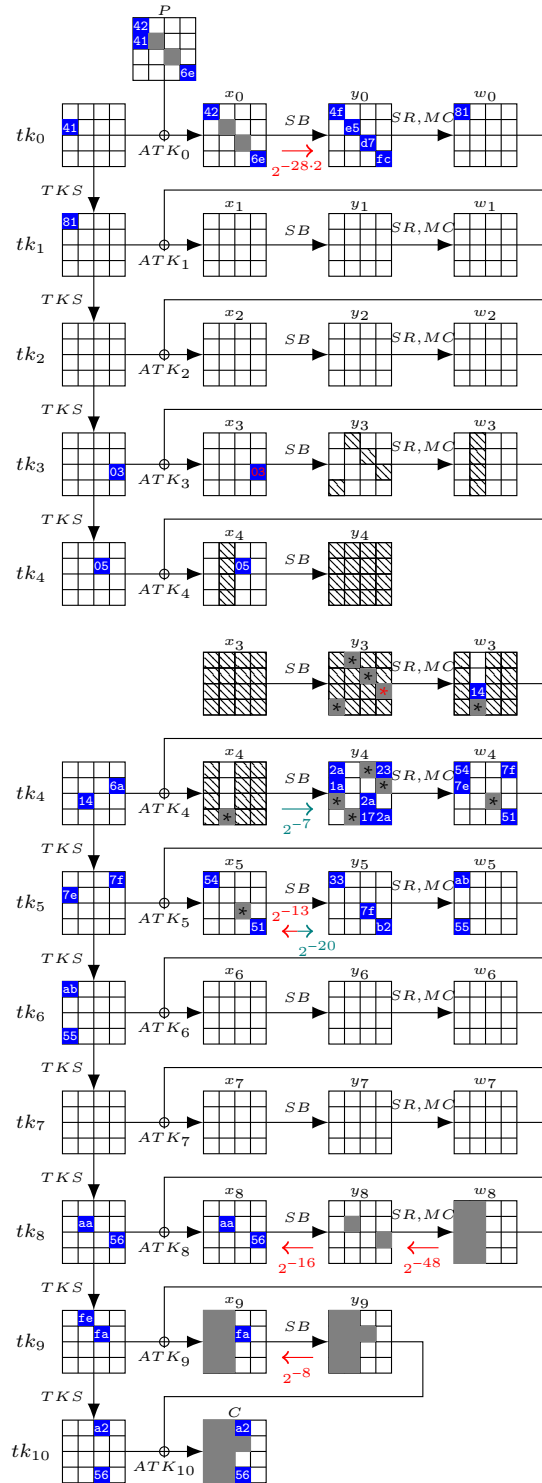


Figure 15: Truncated boomerang attack on 10-round Deoxys-BC in the RTK2 model, which is taken from [BL22]