

# A Reinforcement Learning Approach to Job-shop Scheduling

Wei Zhang

Department of Computer Science  
Oregon State University  
Corvallis, Oregon 97331-3202  
U S A

Thomas G Diettench

Department of Computer Science  
Oregon State University  
Corvallis, Oregon 97 511-3202  
U S A

## Abstract

We apply reinforcement learning methods to learn domain-specific heuristics for job shop scheduling. A repair-based scheduler starts with a critical-path schedule and incrementally repairs constraint violations with the goal of finding a short conflict-free schedule. The temporal difference algorithm  $TD(\lambda)$  is applied to train a neural network to learn a heuristic evaluation function over states. This evaluation function is used by a one-step lookahead search procedure to find good solutions to new scheduling problems. We evaluate this approach on synthetic problems and on problems from a NASA space shuttle payload processing task. The evaluation function is trained on problems involving a small number of jobs and then tested on larger problems. The TD scheduler performs better than the best known existing algorithm for this task—Zwehen's iterative repair method based on simulated annealing. The results suggest that reinforcement learning can provide a new method for constructing high-performance scheduling systems.

## 1 Introduction

Many problems of commercial interest—including job shop scheduling—are instances of NP-Complete problems. Hence, there is little hope of finding general-purpose solutions to these problems. However, in any particular application setting, there are usually domain-specific constraints and regularities that can be exploited to construct fast, domain-specific heuristic algorithms. While such domain-specific heuristics can be engineered by hand, the process is expensive and time-consuming. The goal of the research described in this paper is to explore the possibility of applying reinforcement learning algorithms to discover good domain-specific heuristics automatically.

Reinforcement learning algorithms learn policies for state-space problem-solving tasks. For each state, the policy specifies what action should be performed. During learning, the learning system receives a reinforcement signal (called a 'reward') after each action. The

goal of the learning system is to find a policy that maximizes the expected reinforcement over future actions. In the context of job shop scheduling, the policy tells what scheduling action to make next in order to maximize some measure of the quality of the final schedule.

In this paper, we focus on the application domain of space shuttle payload processing for NASA. The goal is to schedule a set of tasks to satisfy a set of temporal and resource constraints while also seeking to minimize the total duration (makespan) of the schedule. Of particular interest to NASA are scheduling methods that can also be used to repair a schedule when some unforeseen difficulty arises. In previous work on this task, Zwehen and colleagues [Zwehen *et al.*, 1994] developed an iterative repair-based scheduling procedure that combines a set of heuristics with a simulated annealing search procedure. The resulting scheduling system provides an efficient and flexible facility for scheduling space shuttle ground operations. It is in regular use at the Kennedy Space Center [Deale *et al.*, 1994]. The challenge for a learning approach is to discover scheduling heuristics that can match or exceed the quality and efficiency of this iterative repair method.

In the remainder of the paper, we describe the scheduling task in greater detail. We then briefly describe Zwehen's iterative repair-based scheduler. Following this, we review the reinforcement learning method known as  $TD(\lambda)$  and describe how the scheduling task can be formulated so that  $TD(\lambda)$  can be applied. We then describe our experiments on simulated problem sets and discuss the results. These results indicate that reinforcement learning can outperform the iterative repair scheduler on realistic scheduling tasks. Furthermore, the knowledge learned through reinforcement learning can be applied to scheduling problems that are larger and more complex than the ones that were studied during training. These initial results suggest that reinforcement learning has an important role to play in developing high-performance AI scheduling systems.

## 2 The NASA Domain and the Iterative Repair Method

The NASA space shuttle payload processing (SSPP) domain requires scheduling the various tasks that must be performed to install and test the payloads that are

placed in the cargo bay of the space shuttle. In job-shop scheduling terminology each shuttle mission is a job. Each job consists of a partially-ordered set of tasks that must be performed. Each task has a duration and a list of resource requirements. For example, the task MISSION-SEQUENCE-TEST has a duration of 7200 and requires two quality-control officers, two technicians, one ATE, one SPCDS, and one HITS. There are 35 different types of resources. There may be many units of a resource available. For example, there are 8 quality control officers available and 25 technicians. However, these available resources may be split into resource pools so that for example, the 8 quality control officers might be subdivided into three pools of size 2, 2, and 4. If a task requires two quality control officers, they must both be drawn from the same pool. Resource pools model multiple work shifts and multiple physical locations. A complete schedule must specify the start time of each task and the resource pool by which each resource requirement of each task is satisfied.

A typical SSPP problem involves the simultaneous scheduling of between two and six shuttle missions. Each mission involves between 32 and 164 tasks. Hence the SSPP domain requires solving scheduling problems containing several hundred tasks. Most of these tasks must be performed prior to launch, but some also take place after the shuttle has landed. Each shuttle mission has a fixed launch date, but no starting date or ending date. Hence, tasks prior to launch have deadlines but no ready times; tasks after landing have ready times but no deadlines. A key goal of the scheduling system is to minimize the total duration of the schedule. This is much more challenging than simply finding a feasible schedule.

Zweben et al. 1994 developed the following iterative repair method for solving this scheduling problem. First, a critical path schedule is constructed by working backward and forward from the launch and landing dates. Each task prior to launch is scheduled as late as possible, and each task after landing is scheduled as early as possible. The temporal partial order will permit each task after landing to be scheduled as early as possible, and the temporal partial order will permit each task prior to launch to be scheduled as late as possible. Resource constraints are ignored, resource requests are randomly assigned to resource pools. This critical path schedule can be constructed very efficiently, and it provides the starting state for the scheduling problem space. In each state of this problem space, there are two possible operators that can be applied. The REASSIGN-POOL operator changes the pool assignment for one of the resource requirements of a task. It is only applied when the pool reassignment would allow the resource requirement to be successfully satisfied. The MOVE operator moves a task to a different time and then reschedules all of the temporal dependents of the task using the critical path method (leaving the resource pool assignments of the dependents unchanged). The MOVE operator is only applied to move a task to the first earlier or the first later time at which the violated resource requirement can be satisfied.

These two operators are applied by the iterative repair method as follows. At each step, the earliest constraint violation (i.e., where a resource pool is over-allocated) is identified. If a REASSIGN-POOL operator can be applied

to reduce this over-allocation, then it is applied. If not, then the MOVE operator is applied to move one of the offending tasks to an earlier or later time. If several different pool reassignments are possible, one is chosen at random. If both an earlier and a later move are possible, then one is chosen at random. Of the several tasks involved in the resource violation, one is chosen at random based on a heuristic that prefers to move the task that (a) requires an amount of resource nearly equal to the amount that is over-allocated, (b) has few temporal dependents, and (c) needs to be moved only a short distance to satisfy the resource request.

The overall control structure of the algorithm applies simulated annealing to minimize the number of resource pool violations. After each operator is applied, the number of violations in the resulting schedule is computed. If this has decreased, the resulting schedule is accepted as the "current" schedule. If it has increased, the resulting schedule is accepted only with probability  $\exp(-\Delta V/T)$ , where  $\Delta V$  is the change in the number of violations and  $T$  is the current temperature. The temperature is gradually decreased. Search proceeds until no constraints are violated. To obtain a short schedule, the algorithm is run several times and the shortest resulting schedule is selected.

### 3 Reinforcement Learning, Temporal Difference Learning, and Scheduling

Reinforcement learning methods learn a *policy* for selecting actions in a problem space. The policy tells for each state which action is to be performed in that state. After an action  $a$  is chosen and applied in state  $s$ , the problem space shifts to state  $s'$  and the learning system receives reinforcement  $R(s, a, s')$ .

To view the scheduling problem as a reinforcement learning problem, we must describe the problem space and the reinforcement function. We employ the same problem space as Zweben et al. the starting state  $s_0$  is the critical path schedule as discussed above. We define the reinforcement function  $R(s, a, s')$  to give a reinforcement of  $-0.001$  for each schedule  $s'$  that still contains constraint violations. This is a small penalty for each scheduling action (REASSIGN-POOL or MOVE) and it is intended to encourage reinforcement learning to prefer actions that *quickly* find a good schedule. For any schedule  $s'$  that is free of violations, the reinforcement is the negative of the *resource dilation factor*  $-RDF(s', s_0)$ . The RDF attempts to provide a scale-independent measure of the length of the schedule, and this final reinforcement is intended to encourage reinforcement learning to find short final schedules. Because the reinforcement function depends only on the resulting state, we will write it as  $R(s')$ .

The RDF is defined as follows. Let  $capacity(i)$  be the (fixed) capacity of resource type  $i$ —that is, the combined capacity of all resource pools of resource type  $i$ . At each time  $t$  in the schedule, let  $u(i, t)$  be the current utilization of resources of type  $i$ . If  $u(i, t) > capacity(i)$ , then the resource of type  $i$  is over-allocated at time  $t$  (no matter how we assign resource requests to resource pools of this type). We define the resource *utilization index*  $RU^i(i, t)$

for resource type  $t$  at time  $t$  to be

$$RU^I(t, t) = \max \left\{ 1, \frac{u(t, t)}{\text{capacity}(t)} \right\}$$

If the resource is not over-allocated,  $RU^I(t, t)$  is 1, otherwise it is the fraction of overallocation

The *total resource utilization index (TRUI)* for a schedule of length  $l$  is the sum of the resource utilization index taken over all  $n$  resources and all  $l$  times

$$TRUI = \sum_{i=1}^n \sum_{t=1}^l RU^I(i, t)$$

Given these definitions, the resource dilation factor is defined as

$$RDF(s, s_0) = \frac{TRUI(s)}{TRUI(s_0)}$$

To understand the rationale behind this formula, first note that in the final schedule  $s$ ,  $TRUI(s)$  is just  $n$  times the length of the schedule. This is because in the final schedule, no resource is overallocated, so  $RU^I(i, t) = 1$ . Hence  $TRUI(s) = l \times n$ . We could have used the negative of this value as the reinforcement function, but reinforcement learning is easier if the reinforcement function is independent of the difficulty of the scheduling problem. A very difficult problem (e.g., with many jobs that have simultaneous deadlines) would require a very long schedule, whereas a simple problem would require a much shorter schedule. The total resource utilization index of the initial schedule  $TRUI(s_0)$  measures the amount of overallocation of resources in the initial state, and hence, provides a crude measure of the difficulty of the scheduling problem. Hence we use this to normalize the final schedule length to produce the resource dilation factor.

Now that we have specified how to view repair-based scheduling as a reinforcement learning problem, we turn our attention to the learning algorithm. Suppose at a given point in the learning process we have developed policy  $\pi$ , which says that in state  $s$  the best action to select is  $a = \pi(s)$ . We can define an associated function  $f_\pi$ , called the *value function*, such that  $f_\pi(s)$  tells the cumulative reward that we will receive if we follow policy  $\pi$  from state  $s$  onward. Formally,  $f_\pi(s) = \sum_{j=0}^N R(s_{j+1})$ , where  $N$  is the number of steps until a conflict-free schedule is found.

As in most reinforcement learning work, we will attempt to learn the value function of the optimal policy  $\pi^*$  denoted  $f^* = f_{\pi^*}$ , rather than directly learning  $\pi^*$ . Once we have learned this optimal value function, we can transform it into the optimal policy via a simple one-step lookahead search. To choose the best action in state  $s$  we compute the state  $a(s)$  that would result from applying each possible action  $a$  to state  $s$ . For each such action, we compute the value of the resulting state,  $f^*(a(s))$ , and choose the action  $a$  that maximizes this value. Note that this approach requires that we know the effects of our operators—which is certainly true for repair based scheduling operators.

To learn the value function, we can apply the method of temporal difference learning known as  $TD(\lambda)$  developed by Sutton 1988. In  $TD(\lambda)$ , the value function is

represented by a feed-forward neural network,  $f(s; \mathbf{W})$ , where  $\mathbf{W}$  is the vector of weights in the network. If the policy  $\pi$  were fixed,  $TD(\lambda)$  could be applied to learn the value function  $f_\pi$ , as follows. Let  $s_0, s_1, \dots, s_N$  be a sequence of states visited by following policy  $\pi$  with associated reinforcements  $R(s_1), \dots, R(s_N)$ . At step  $j+1$  we can compute the temporal difference error at step  $j$  as

$$J_j = [f(s_{j+1}, \mathbf{W}) + R(s_{j+1})] - f(s_j, \mathbf{W})$$

$TD(\lambda)$  then computes the smoothed gradient

$$e_j = \nabla_{\mathbf{W}} f(s_j, \mathbf{W}) + \lambda e_{j-1}$$

and updates the weights of the network according to

$$\Delta \mathbf{W} = \alpha J_j e_j$$

Here,  $\lambda$  is a smoothing parameter that combines previous gradients with the current gradient in  $e_j$ , and  $\alpha$  is the learning rate.

The  $TD(\lambda)$  algorithm was designed to learn the value function for a stationary Markov random process such as would result from following a *fixed* policy. In reinforcement learning however, we want to apply it to learn the value function of the *optimal* policy starting with an initial random policy. To do this, we employ a form of value iteration.  $TD(\lambda)$  is applied online to the sequences of states and reinforcements that result from choosing actions according to the current estimated value function  $f$ . At each state  $s$  during learning, we conduct a one-step lookahead search using the current estimated value function  $f$  to evaluate the states resulting from applying each possible operator. We then select the action that maximizes the predicted value of the resulting state  $s'$ . After applying this action and receiving the reward we update our estimate of  $f$  to reflect the difference between the value of  $f(s)$  and the more informed value  $R(s') + f(s')$  (We actually employ a slightly more complex procedure described below.) This means that the policy is continually changing during the learning process. Fortunately,  $TD(\lambda)$  will still converge under these conditions [Sutton, 1988].

There are five further modifications that we made to this algorithm based on preliminary experiments. First for any reinforcement learning algorithm it is critical to perform some kind of exploration to discover new and better ways of getting from the start state to the goal. We employed the following simple exploration strategy. At each state, with probability  $\beta$  we choose a random action instead of the action recommended by the current value function and policy. Initially,  $\beta$  is set to 1. After each action,  $\beta$  is decreased by an amount  $\Delta\beta$  until it reaches a final value of 0.05. (The values used for  $\Delta\beta$  are given below.)

Second, we do not perform weight updates in the neural network after each action. Instead, we remember the sequence of states visited along the path from the starting state to the final conflict-free schedule. Then we update the network starting with the final action and working backward to the start of the action sequence. Experimentally, this works better than simple online training, because the values being backed up are more up-to-date.

Third, we employ Lin's experience replay method. During learning, the best sequence of moves from start to goal is remembered, and after every four training sequences, we update the network using this best training sequence. This improved learning and performance significantly.

Fourth, we do not employ a full one-step lookahead search to select actions, because the branching factor in this problem space is typically 20 and it is costly to compute the value of each of these 20 successor states. Instead, we employ random sample greedy search which generates a random subset of the possible operators and evaluates their resulting states. The best of these operators is then chosen. The size of the random sample is determined incrementally. An initial sample of four actions is chosen. Based on the resulting computed values and a permitted amount of error  $\epsilon$  and desired confidence  $1 - \delta$ , we can compute the probability that the value of the best sampled action is within  $\epsilon$  of the best possible action. We continue sampling possible actions until this probability is  $1 - \delta$  (we set  $\epsilon = 0.1$  and  $\delta = 0.1$ ). Random sample greedy search is employed during both training and execution.

The final change in the learning algorithm is that we do not use the actual states of the scheduling process as input to the neural network. The neural network can accept only a fixed vector of feature values describing each state (i.e., each current schedule). Schedules on the other hand are variable length objects. Hence it was necessary to define a set of useful features that extract important aspects of the current schedule that the neural network can use to predict the value of the state. We defined the following features (based on a very modest amount of experimentation):

Mean and standard deviation of the free pool capacity for bottleneck pools. Simple experiments showed that only the technician, logistics, electrical engineer, mechanical engineer, and quality control officer resource types became major bottleneck resources. For each bottleneck pool, the number of unallocated units (the free capacity) is measured over the whole schedule period and the mean and standard deviation of this quantity provide two features for each pool.

Mean and standard deviation of slacks. The slack time between a task and one of its temporal prerequisites is the difference between the end time of the prerequisite task and the scheduled start time of the task. We measure the minimum slack for each task (and all of its temporal prerequisites) and the average slack for each task. The mean and standard deviation of these two quantities taken over all tasks provide four features.

Modified RDF. We used a slightly modified version of the resource dilation factor of the current schedule. The numerator of the modified RDF is computed using the capacity and allocation of individual resource-pools rather than of resource types.

Over-allocation index. This is the total number of units of over-allocated resources in the current schedule divided by the total number of units of over-allocated resources in the starting schedule.

Percentage of windows in violation. A window

is defined to be a maximal period of time during which the set of currently scheduled tasks does not change. A schedule can be segmented into a sequence of windows. We compute the percentage of windows that contain a constraint violation. We also find the earliest window that contains a constraint violation and compute the percentage of the following 9 windows that have violations.

Percentage of windows in violation that can be resolved by pool reassignment. This is the fraction of those windows having constraint violations where the total amount of resources assigned is actually less than the total capacity, so that—if the resources were not subdivided into pools—the resource requirements could be met.

Percentage of time units in violation. This is measured over the whole schedule period.

First violated window index (normalized). Let  $w_0$  be the index of the earliest window that has a violation. Let  $w$  be the total number of windows. Then this feature is  $(w - w_0)/w$ . As violations are repaired, this value decreases to zero. If no window has a violation, we set  $w_0 = w$ .

Each of these features was developed by studying small scheduling problems to find quantities that had some ability to predict RDT. However, we believe that these features can be improved substantially and this is a goal of our ongoing research.

A consequence of using these features instead of the full state is that the learned policy may enter infinite loops. We have taken two steps to detect and prevent these loops. First, the randomness introduced by the random sample greedy procedure and by the random exploration process tends to avoid loops because even when the same state is revisited, the same action may not be chosen. Second, all states visited while solving a particular problem are recorded and checked to detect loops. When a loop is detected, we apply the learned value function to compute the second best action and choose it. If a loop is detected again at the same state, we backtrack to the preceding state and again take the second best action. If this were to create a loop also, we would continue backtracking to earlier states.

## 4 Methods

We briefly describe the methods applied to generate the training and test problems, the network architecture and the parameters employed in the learning algorithm.

### 4.1 Problem Sets

We constructed two problem sets: an artificial problem set and a problem set based on specifications for the NASA SSPP problem. The artificial problems were generated as follows. First, we generated a pool of 20 jobs. From these, we constructed scheduling problems by choosing random subsets of these jobs. This was intended to model the NASA setting where there are only a limited number of possible shuttle cargo-bay configurations (i.e., jobs), but where each scheduling problem is a unique combination of such shuttle missions. More generally, this models a job shop where each new scheduling

interval requires scheduling a unique mix of more-or less standard jobs

To generate a synthetic job we choose the number of tasks randomly in the range 6 to 10. A set of temporal constraints among these tasks is then randomly generated such that approximately 60% of all possible pairwise precedence constraints are asserted.

Next, resource requirements are determined for each task. There are two types of resources. Each resource has two pools—one pool has a capacity of 6 units and the other has a capacity of 8 units. Resource requirements are randomly assigned to each task uniformly in the range from 0 to 6 units for each resource type.

Once the pool of 20 jobs is generated in this way, 50 training problems and 50 test problems are constructed. To generate a problem, we first choose the number of jobs in the problem to be either 3 or 4 (with equal probability). The desired number of jobs is selected randomly with replacement from the 20-job pool. Each job is assigned a completion deadline with the deadlines randomly separated by between 8 and 15 time units.

Sixteen input features are computed to represent schedules for these problems. Four pool capacity features for the 4 pools, 4 slack features, and features describing the modified RDF, percentage of windows and time units in violation, and percentage of violated windows in which the violation can be resolved by pool reassignment.

During training, 15 of the 50 training problems were held out as a validation set to determine when to halt training. The remaining 35 problems were repeatedly processed to train the value function networks.

In addition to the 50 test problems, we generated a second test set of 20 larger problems to evaluate the ability of the learned value functions to scale up to larger scheduling problems. Each of these larger problems was generated in the same way as the smaller problems except that the number of jobs was chosen uniformly between 15 and 20.

For the space shuttle payload processing task, a problem consists of a set of shuttle missions with launch dates one to three months apart. Each mission can have one or two payloads. We considered three kinds of payloads: long module (LM), mission peculiar equipment support structure (MPES), and pallet and igloo (PALLET & IGLOO). These have 65, 32, and 82 tasks, respectively. There are 35 types of resources of which only five are major bottleneck resources.

We randomly generated a training set of 20 problems and a test set of 20 problems. The training problems each contained between two and four shuttle missions. Of the 20 training problems, 5 were held out for validation to determine when to stop training. The test problems each contained 3 to 6 shuttle missions. The test problems thus assess the ability of the learned policy to scale up to larger problems.

For the shuttle problems, 20 input features are used: 10 features for pool capacity, 4 slack features, modified RDF, 2 features describing windows in violation, percentage of time units in violation, index of first violated window, and the overallocation index.

## 4.2 Network Architecture and Training Procedure

To represent the value function, we trained feed-forward networks having 40 sigmoidal hidden units and 8 sigmoidal output units. The 8 output units encode the predicted RDF using the technique of overlapping gaussian ranges [Pomerleau, 1991] as follows. Each output unit represents one assigned RDF value,  $v_j$  ( $j = 1, \dots, 8$ ). For the artificial problems, these RDF values are  $v_1 = 0.8, v_2 = 1.0, \dots, v_8 = 2.2$ . For the SSPP problems, the RDF values are  $v_1 = 0.9, v_2 = 1.0, \dots, v_8 = 1.6$ . During training, the target output activation for each output unit is set to be  $target_j = \varphi(RDF - v_j, 0.2) / \varphi(0.2)$  where  $\varphi(\mu, \sigma)$  is the standard normal probability density function with mean  $\mu$  and standard deviation  $\sigma$ . During testing, the predicted RDF value is computed as  $(\sum_j act_j v_j) / (\sum_j act_j)$ , where  $act_j$  is the actual output activation for output unit  $j$ .

For each problem we trained eight different networks, using all combinations of the following parameters: learning rate  $\alpha = 0.1$  or  $0.05$ , exploration schedule  $\Delta\beta = 0.001$  or  $0.0005$ , and  $\lambda = 0.2$  or  $0.7$ . (Preliminary experiments showed that  $\lambda = 0$  did not perform as well.) The training set problems are processed in round-robin fashion. Each problem is solved using one of the networks to obtain a sequence of states and actions. That network is then updated (via backpropagation with  $TD(\lambda)$ ) by processing the state sequence working backward from the final state. After every 50 passes through the training set a cross-validation test is conducted to compute the average RDF of the final schedules produced over all cross-validation problems. The best network found during cross-validation (for each of the eight parameter sets) is retained. For each network training continues until the cross-validated RDF of that network is worse than the previous nine measured values for cross-validated RDF.

Six networks are chosen for testing as follows. The three best networks found during cross-validation are retained along with their corresponding final networks. We retain the final networks to compensate for variance in the cross-validation measurements.

For the simulated annealing component of the iterative repair method, we set the starting temperature to 100 for the synthetic scheduling task and to 200 for the SSPP task. After every 10 accepted repairs to the schedule the temperature is reduced according to  $T = 0.95T$ .

## 5 Results

Figure 1 shows the average cross-validation RDF for the four value function networks trained with  $\alpha = 0.1$ . The horizontal axis gives the number of training sequences processed. This figure shows that the performance of the trained networks is improving on the cross-validation problems. Figure 2 plots the number of repair actions for these same networks. This shows that there is some reduction in the number of actions required to convert the starting schedule into a conflict-free final schedule.

Figure 3 compares the performance of temporal difference (TD) scheduling with the iterative repair (IR)

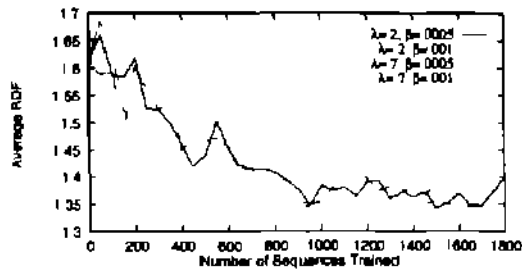


Figure 1 Average RDF over 15 CV Problems

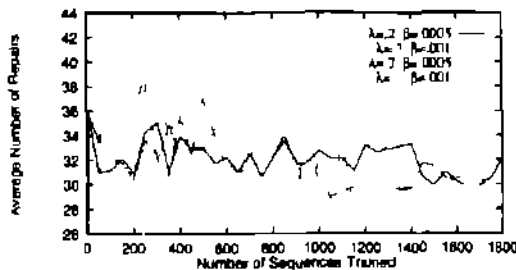


Figure 2 Average Number of Repairs over 15 CV Problems

method of Zweben. The vertical axis is the RDF of the best conflict-free schedule found so far. The horizontal axis is a machine-independent proxy for the amount of CPU Game consumed by each method. For IR, the horizontal axis gives the number of restarts of the simulated annealing procedure, and the vertical axis records the HDT of the best conflict-free schedule found so far. The longer IR is run, the better its performance.

For the TD scheduler, the horizontal axis represents the number of neural network evaluation functions employed. When  $k$  networks are used to solve a scheduling problem, the problem is solved  $k$  times, once with each network, and the schedule having the best RDF is returned as the answer. The best  $k$  networks, as determined by cross-validation, are used. The curves stop at  $k = 6$ , because only six networks were used (once each).

Some care must be taken in interpreting the horizontal axis as a measure of CPU time. Each step of the TD scheduler requires more CPU time than a step of the IR scheduler, because the TD scheduler must perform the random sample lookahead search and check for loops. On the average, TD spends 2.2 times as much CPU time per step as IR. On the other hand, TD requires fewer steps to find a conflict-free schedule. The average sequence length for an iteration of TD is 82% as long as an average IR sequence. The net effect is that one iteration of TD is equivalent to approximately 1.8 iterations of IR.

Bearing this in mind, the key point to notice is that the curve for the TD scheduler always lies below the curve for iterative repair. This means that given the same amount of CPU time, TD always finds a better schedule (i.e., with lower RDF). For example, with 6 networks, TD obtains an RDF of 1.320 compared to IR's RDF of 1.371 (at  $1.8 \cdot 6 = 11$  iterations). This is a 3.9% improvement, which in a schedule lasting a year is a savings of 14 days

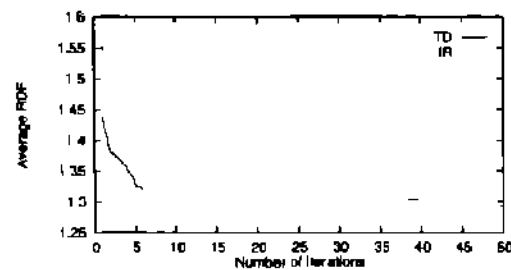


Figure 3 Performance Comparison of TD to IR on 50 Small-scale Problems

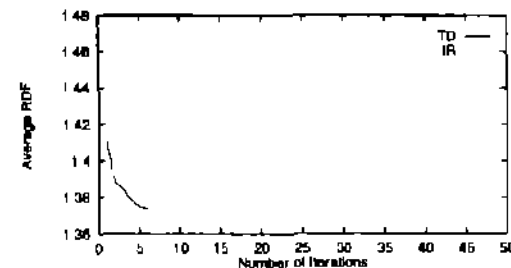


Figure 4 Performance Comparison of TD to IR on 20 Medium scale Problems

(and thousands of dollars). The curve also shows that iterative repair always requires much more time (29 iterations vs. 11) to find a schedule whose quality matches the RDF found by TD.

Figure 4 shows a similar comparison for TD and IR on the 20 larger test problems. Here the difference between the algorithms is even more pronounced. Temporal difference scheduling scales better to larger problems even though it has only been trained on smaller problems.

Figure 5 shows analogous results for temporal difference and iterative repair on the 20 test-set SSPP problems. Here the horizontal axis is log CPU time. We see that TD maintains a constant factor advantage over iterative repair. Temporal difference scheduling finds better schedules faster than iterative repair.

Note, however, that this figure just gives the average RDF over the whole test set. Because of the random components of both algorithms, this hides considerable variation. Figure 6 reveals this variation. Let us say that TD "wins" on a particular problem if the RDF of its best schedule computed so far is better than the RDF of the best IR schedule computed with the same amount of CPU time. The two algorithms will be said to "tie" if they find schedules with identical RDF values. Figure 6 plots the fraction of TD "wins" and TD "wins + ties" as a function of log CPU time. We see that at low CPU costs, TD wins on almost every problem. Eventually, as CPU time becomes larger, TD still wins or ties slightly more than 50% of the time.

## 6 Discussion and Concluding Remarks

These results show that temporal difference (TD) methods outperform the best previous algorithm for scheduling space shuttle payload processing jobs. Furthermore,

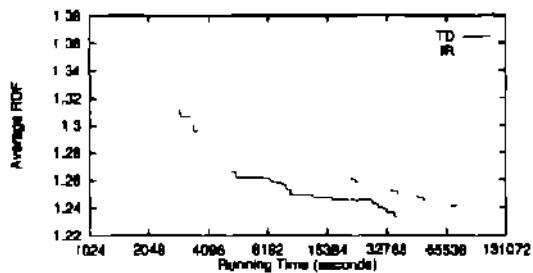


Figure 5 Performance Comparison of TD to IR on 20 PPS Problems (RDF)

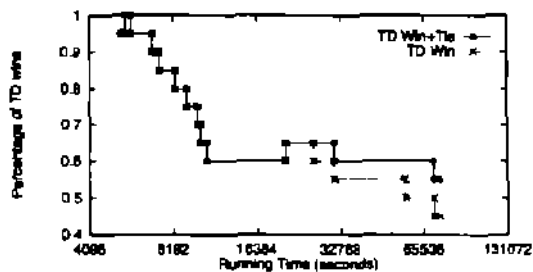


Figure 6 Performance Comparison of TD to IR on 20 PPS Problems (% Wins)

there are clearly many ways that the TD methods can be improved. For example, the current set of features needs to be improved so that the learning procedure can capture more domain specific knowledge. There is also some evidence to suggest that the training procedure could be improved.

Several authors [Bradtke, 1993, Thrun and Schwartz, 1993, Boyan and Moore 1995, Schraudolph *et al*, 1994] have shown that there are pitfalls associated with using neural networks (and other function approximation schemes) to represent value functions in reinforcement learning. However, the results of this paper and the notable success of Tesauro's [1992] TD backgammon system show that in some situations, these pitfalls are not encountered. An important open question is to understand why  $TD(\lambda)$  works in this and other applications.

We suspect that the success of TD methods in this domain results from two factors. First, there are probably many good solutions to each scheduling problem. Certainly there are many good solution paths because the search space is highly redundant. Second, TD is essentially a technique for smoothing adjacent estimates of the final RDF. This smoothing can remove local minima even if it does a poor job of predicting the final RDF. These two properties may permit a simple greedy algorithm to find good schedules.

These same two properties may explain why the iterative repair method with simulated annealing also succeeds in this domain. Simulated annealing is a stochastic method for locally smoothing an objective function. As applied in this domain, simulated annealing is not run long enough to find a global optimum, but it may be able to escape local minima and find an acceptable solution.

in spite of this

Industrial scheduling problems abound and general purpose solutions to these problems probably do not exist. This research has shown that reinforcement learning methods have the potential for quickly finding high-quality solutions to these scheduling problems. The goal of future research must be to improve these learning methods so that they can be applied with a minimum of domain-specific engineering to produce a new, cost effective scheduling technology.

## Acknowledgements

The authors thank Rich Sutton and Monte Zweben for several helpful discussions. The authors gratefully acknowledge the support of NASA grant NAG 2-630 from NASA Ames Research Center. Additional support was provided by NSF grants CDA-9216172 and 1R1-9204129.

## References

- [Boyan and Moore, 1995] J. A. Boyan and A. W. Moore. Generalization in reinforcement learning: safely approximating the value function. In *Advances in Neural Information Processing Systems 7*, San Mateo, CA, 1995. Morgan Kaufmann.
- [Bradtke, 1993] S. J. Bradtke. Reinforcement learning applied to linear quadratic regulation. In *Advances in Neural Information Processing Systems 5*, pages 295-302, San Mateo, CA, 1993. Morgan Kaufmann.
- [Deale *et al*, 1994] M. Deale, M. Yvanovich, D. Schnitzler, D. Kautz, M. Carpenter, M. Zweben, G. Davis and B. Daun. The space shuttle ground processing scheduling system. In M. Zweben and M. S. Fox, editors, *Intelligent Scheduling*, chapter 15, pages 423-449. Morgan Kaufmann, San Francisco, CA, 1994.
- [Pomerleau, 1991] D. A. Pomerleau. Efficient training of artificial neural networks for autonomous navigation. *Neural Computation*, 3(1): 88-97, 1991.
- [Schraudolph *et al*, 1994] N. Schraudolph, P. Dayan and T. Sejnowski. Using  $TD(\lambda)$  to learn an evaluation function for the game of go. In *Advances in Neural Information Processing Systems 6*, San Mateo, CA, 1994. Morgan Kaufmann.
- [Sutton, 1988] R. S. Sutton. Learning to predict by the methods of temporal differences. *Machine Learning* 3(1): 9-44, August 1988.
- [Tesauro, 1992] G. Tesauro. Practical issues in temporal difference learning. *Machine Learning*, 8: 257-278, 1992.
- [Thrun and Schwartz, 1993] S. Thrun and A. Schwartz. Issues in using approximation for reinforcement learning. In *Proceedings of the Fourth Connectivist Models Summer School*, Hillsdale, NJ, 1993. Lawrence Erlbaum Publisher.
- [Zweben *et al*, 1994] M. Zweben, B. Daun and M. Deale. Scheduling and rescheduling with iterative repair. In M. Zweben and M. S. Fox, editors, *Intelligent Scheduling*, chapter 8, pages 241-255. Morgan Kaufmann, San Francisco, CA, 1994.