

TORO Count on it.

Groundsmaster® 3280-D



TORO

Count on it.

The passing of the torch.



Toro® ushers in a new era of rotary trim mowers with the introduction of the Groundsmaster® 3280-D 2WD and 4WD. These new, all-

purpose mowers embody the Toro standard for durability, yet are refined to meet today's more stringent cutting demands.

Groundsmaster 3280-D:

- 24.8 hp (18.5 kW) Kubota® diesel engine
- 7-gauge welded steel cutting decks
- Guardian® Recycler®, side or rear discharge cutting decks
- 2WD or 4WD models
- All-season attachments

Count on Durability

The industry's toughest spindle assembly.

Toro spindle assemblies are tested to take a beating that would destroy most spindle assemblies. A cast iron housing with a massive 9" (23 cm) diameter base absorbs impacts and distributes the load across the robust deck shell.

Plus, Timkin® tapered roller bearings last up to six times longer than ball bearings.



Groundskeeper 3280-D



Power to perform.

The new Groundskeeper 3280-D are everything all-purpose mowers should be. The 3280-D packs a 24.8 hp (net) (18.5 kW) Kubota® diesel engine that tackles the toughest jobs with power to spare. The proven PTO drive system delivers power to the cutting deck and optional attachments smoothly and efficiently for long life. Available 4WD plus an innovative counter balance system provide secure footing on any terrain.



Attachments

All-day comfort.

Operator comfort and safety played a critical role in the design of these new Toro mowers. Abundant leg room, available air ride seat suspension, 12V power outlet, ergonomic controls, and a tilt steering wheel enable operators to be more comfortable and productive. The large-capacity fuel tank, built-in cup holder and storage compartment are just some of the other user-focused designs.



The standard ROPS not only provides rollover protection, it folds down for storage and trailer transport.

Grass Collection System for 52" or 62" side discharge decks



Angled Snow Blade - Allied

MB model Dozer Blade



Universal Sunshade

30349



Fixed V-Plow

30750



Removeable Heated Cab

30391



Snowthrower - Allied

Erskine model 1600




Rotary broom - Allied


MB model MCT



Debris blower



Atomic® mulching blades




Also available: Leaf mulcher, sunshade, V-plow, dozer blade, air ride seat suspension, collection system, Guardian Recycler conversion kit, rear discharge conversion kit, side discharge high-tip speed kit

Groundsmaster 3280-D



Side Discharge Decks – The patent pending adjustable front baffle allows you to fine tune the deck performance to meet changing turf conditions. The baffle position adjusts in a matter of seconds with no tools required. The patent pending rubber discharge deflector disperses clippings evenly while protecting tree bark from damage.



Guardian Recycler Decks – A patented vertical discharge system offers improved safety and clipping management by forcing clippings to be cut and re-cut. Recycler decks can be easily converted to rear discharge with optional kit for added versatility.



Rear Discharge Decks – The shallow deck design removes clippings quickly allowing the cutting chambers to accept more grass for increased productivity. Rear discharge decks can be easily converted to Guardian Recycler with optional kit for added versatility.

75% stronger.*

The Groundsmaster® 3280-D features seven durable deck options for high-performance cutting in any condition. They stand up to the rigors of everyday use with high-strength 7-gauge welded steel construction that resists cracking and sand abrasion. In fact, Toro® decks are 33% thicker and 75% stronger than competitive decks made from ordinary 10-gauge steel.*

Available deck configurations include:

- Side Discharge
72" (183 cm) or 60" (152 cm)
- Rear Discharge
72" (183 cm) or 62" (157 cm)
- Guardian® Recycler®
72" (183 cm) or 62" (157 cm)



Bull-nose Bumper – This unique design provides durability and minimizes blowout of grass and dust. The leading edge is raised 1/4" (64 mm) so grass stands up straight for a cleaner cut.

*Comparison based on 7-gauge high-strength steel versus ordinary 10-gauge commercial steel.



Groundsmaster® 3280-D

Engine	<p>Model: Kubota® 3-cylinder, EPA Tier IV Final Compliant Rating: 24.8 hp (18.5 kW) gross Displacement: 68.5 cu. in. (1.1 liter) Fuel: Diesel Fuel Capacity: 11.3 gallon (42.8 liter) Cooling: Liquid</p>
Traction Unit	<p>Drive: 2WD: Hydrostatic U-type transmission; 4WD: On-demand, bi-directional overrunning clutch Brakes: Individual drum type, dynamic breaking traction drive Steering: Power Gauges: Hour meter, fuel, 4 light warning cluster, temperature, oil pressure, water temperature, amps, glow plug Controls: Foot-operated traction and brake pedals. Hand-operated throttle, PTO switch, brake lock, implement lift switch, ignition switch, glow plugs Seat suspension options: mechanical or air ride ROPS: Standard foldable</p>
Electrical	<p>Battery: 12 volt, 530 CCA Alternator: 40 amp Interlock: High water temperature</p>
Tires	<p>Front traction: 23 x 9.5-12 with demountable rims Rear steering: 2WD: 16 x 6.5-8; 4WD: 18 x 6.5-8, tubeless, 4-ply</p>
Dimensions	<p>Width: 47" (119 cm) Length: 83.5" (212 cm) Height: 56" w/ROPS down (142 cm), 77" w/ROPS up (195 cm) Wheelbase: 46" (117 cm)</p>
Ground Speed	0-10 mph (16.1 km/h), infinitely variable

Cutting Units	
72" Cutting Units	<p>Model 31336: 72" Side Discharge with adjustable front baffle and ⁵/₁₆" (8 mm) rubber discharge chute Model 30404: 72" Base Deck Configuration with 72" Rear Discharge Completion Kit (30303) Model 31335: 72" Guardian® Recycler® Type: 3-blade, front mounted rotary Width of cut: 72" (183 cm) Height of cut: Side and Rear Discharge: 1-5" (2.5-12.7 cm), Recycler 1.5-5" (3.8-12.7 cm), all are adjustable front and rear in .5" (12.7 mm) increments Mowing rate: 3.6 acres/h (1.46 hectares/h) at 5 mph (8 km/h) Construction: 7-gauge welded steel 72" Castor Wheels: Side Discharge: two rear 6" (15.2 cm), two front 8.0"(20.3 cm) pneumatic tires (foam filled optional) with tubes and maintenance free bearings. Recycler: two rear 6.0" (15.2 cm), two front 8.0" (20.3 cm) x 3.5" pneumatic tires. Rear Discharge: two front 8.0" (20.3 cm) pneumatic tires.</p>
60" Cutting Units	<p>Model 30366: 60" Side Discharge with adjustable front baffle and ⁵/₁₆" (8mm) rubber discharge chute Type: 3-blade, front mounted rotary Width of cut: 60" (152 cm) Height of cut: 1-5" (2.5-12.7 cm), adjustable front and rear in .5" (12.7 mm) increments Mowing rate: 3.0 acres/h (1.22 hectares/h) at 5 mph (8 km/h) Construction: 7-gauge welded steel Castor Wheels: Front two 8.0" x 3.5" (20.3 cm x 8.9 cm) pneumatic tires (foam filled optional) with tubes and maintenance-free bearings. Tensioning caps made from impact modified thermoplastic alloy – are used to hold the castor wheels on the castor arms.</p>
52" Cutting Units	<p>Model 30555: 52" Side Discharge with steel discharge chute Type: 3-blade, front mounted rotary Width of cut: 52" (132 cm) Height of cut: 1-4" (2.5-10.2 cm), adjustable front and rear in .5" (12.7 mm) increments Mowing rate: 2.6 acres/h (1.1 hectares/h) at 5 mph (8 km/h) Construction: 12-gauge welded steel w/7-gauge support brackets Castor Wheels: Pneumatic, 8" turf tread tires, 8 x 3-4 regreasable roller bearings and heavy duty bushings rotating on a replaceable spanner. (Optional Phenolic Castor Wheel Assembly, P/N 27-1050; two required.)</p>
Warranty	Two-year limited

TORO® PROFESSIONAL SERVICES

Toro Financing A full-service offering for all your equipment and irrigation purchases. Flexible financing options can be tailored to meet your operational needs.

Toro Protection Plus Extended Protection Plan Protect your budget and your equipment investment. Plans are available for both new and used equipment, and you can choose from various terms to fit your financing terms.

Toro Genuine Parts Keep the productivity and performance of your equipment at its peak. Learn about Performance Parts pricing and MVP kits. Find replacement parts online at Toro.com/partsviwer.

Toro Training Toro Factory Service Schools are available. Explore the training and customer care areas of Toro.com and ToroNSN.com for readily available education and training materials.

Toro Controller Repair Provides irrigation controller boards ready for immediate board exchange to assure that downtime is minimal and your turf stays protected. Toro is the choice for reliability.

Toro NSN® An industry-first support network that provides reliable, around-the-clock irrigation central control system troubleshooting and operation assistance. Call 1-800-ASK-TORO.

myTurf™ Fleet Management This on-line tool from Toro keeps track of maintenance for all of your turf equipment. Complete product information and parts ordering is also included. Ask your distributor for availability.

