

Year 6 art ambassadors

- ▶ Last Wednesday the year 6 art ambassadors visited St. Johns primary school and gave a presentation about the big art projects that occurred in North Primary School for the last few weeks.
- ▶ We wanted to share our thoughts on what events happened that day and what we learned. A representative from a charity that supports refugees talked to us about a girl and her family and how their lives was affected by war and poverty in their country. The women explaining the true story said that she helped the girl fly to England to seek a new home away from conflict. We learned about the struggles people had and still need to go through to immigrate to a new country.



- ▶ This is the presentation we showcased to represent the artwork created in our school. We also talked about the refugees and journeys people faced in the books that the art was based off.





North Primary School and Nursery Art Project


By Liepa, Sophita ,Lark and Macey

North Primary School and Nursery

- ▶ Good morning fellow pupils, teachers, (other members of staff) and art ambassadors. We are the representatives of North Primary School and Nursery. Today, we will talk about the big art projects that occurred over the last few weeks in our school.

Reception art project


- ▶ *In the reception classes, they have been focusing on a book called 'Lubna and Pebble' by Wendy Meddour and Daniel Egneus.*
- ▶ This book is based on a girl who is a refugee because of war. The girl draws a face on a pebble and later finds a friend named Amir. By the end of the story, the little girl has to sail away to her new home and gifts Amir her pebble.




The reception classes created small rocks out of clay and sculpted faces into them since, in the story, the girl's best friend was a rock.



The KS1 art project

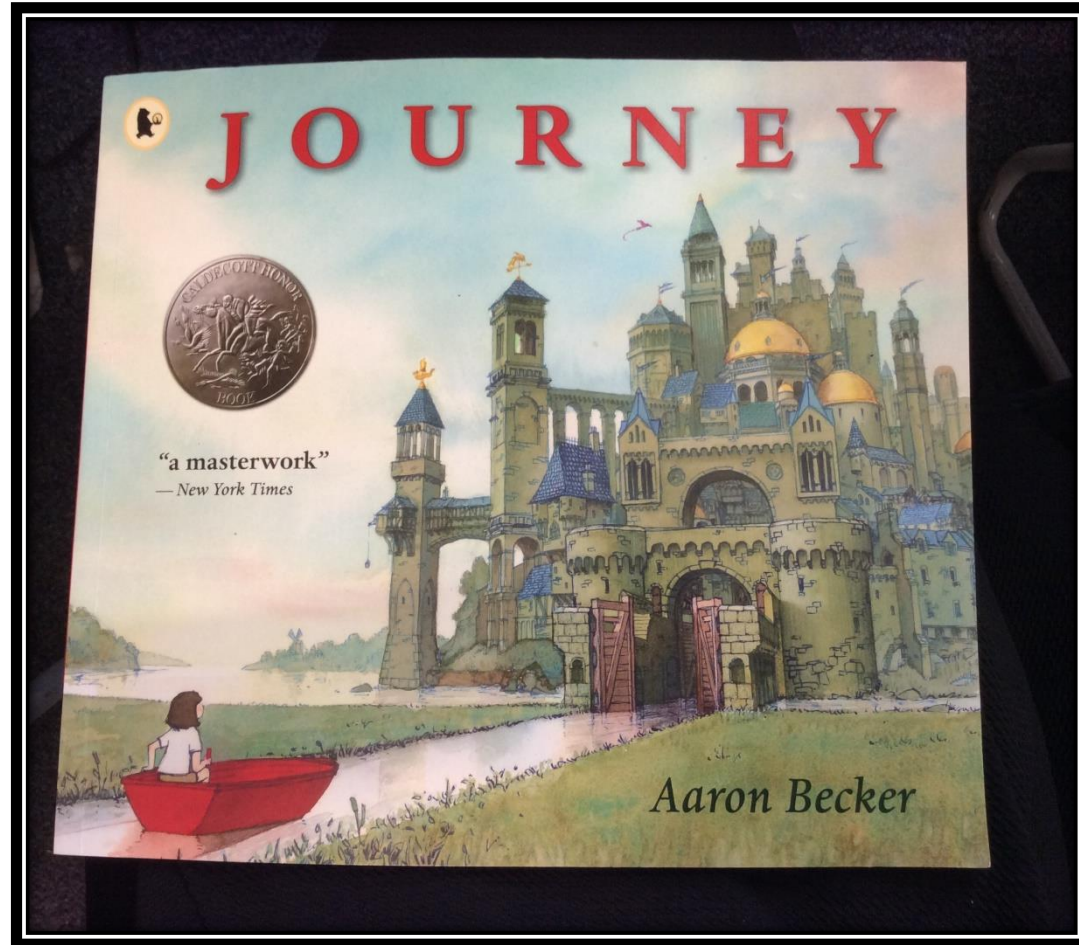


- ▶ The KS1 project was based on the story 'Beegu' written by Alexis Deacon.
- ▶ The story starts with Beegu stranded on earth without her parents after her flying ship crashes. She was alone but she seems to hear her mother calling to her. Beegu investigates the sound and in doing so, she learns that humans can be very mean or kind by making several friends. Beegu was taken away from the kids and stranded once again by herself until she suddenly heard her parents' flying ship. Finally, she was reunited with her family and Beegu explained the adventures she faced on Earth. She hoped her friends would remember her just like she remembered them.



The children created alien friends for Beegu with chalk, oil pastels, paint and paper plates. They also created paper chains with positive messages.

The KS2 art project



- ▶ In KS2 we studied a book called `Journey` by Aaron Becker.
- ▶ The story is about a girl who finds herself ignored by her family and later finds a red crayon in her bedroom. She draws a door and enters a new realm of lanterns. She draws a boat, hot air balloon and a flying carpet all to escape trouble. By the end, the girl rescues a captured bird and sets it free only to find out the owner of the bird has a purple crayon . They became friends and rode off into the sunset.

- The junior hall (where the KS2 art was presented) was in chronological order as you walk around the classes display boards. The first art piece in the gallery was a painting of the girl in her room alone curled up on her bed. When we sketched this, we wanted to create a perspective point which is where your eyes are drawn to when you look at the picture from the angles of the objects in the room. The mediums used to create this perspective piece were watered down paint in neutral and gloomy colours, sharp (6B) pencil for the outlines and black paint for the borders.






- ▶ The next part of the story is when the girl goes through the door and enters the lantern filled forest. So, the year 3s created paper lanterns with little windows with tissue paper on top so when the lights inside are turned on it creates a beautiful glow.



- ▶ Then, the girl sees a captured bird and she tries to save it and doing so she lets it free which is why this cage has a papier mache bird in it and birds in the sky because the bird was set free. It was made by bending strips of paper and overlapping them into a crown like shape and then gluing a band on the bottom to secure it.



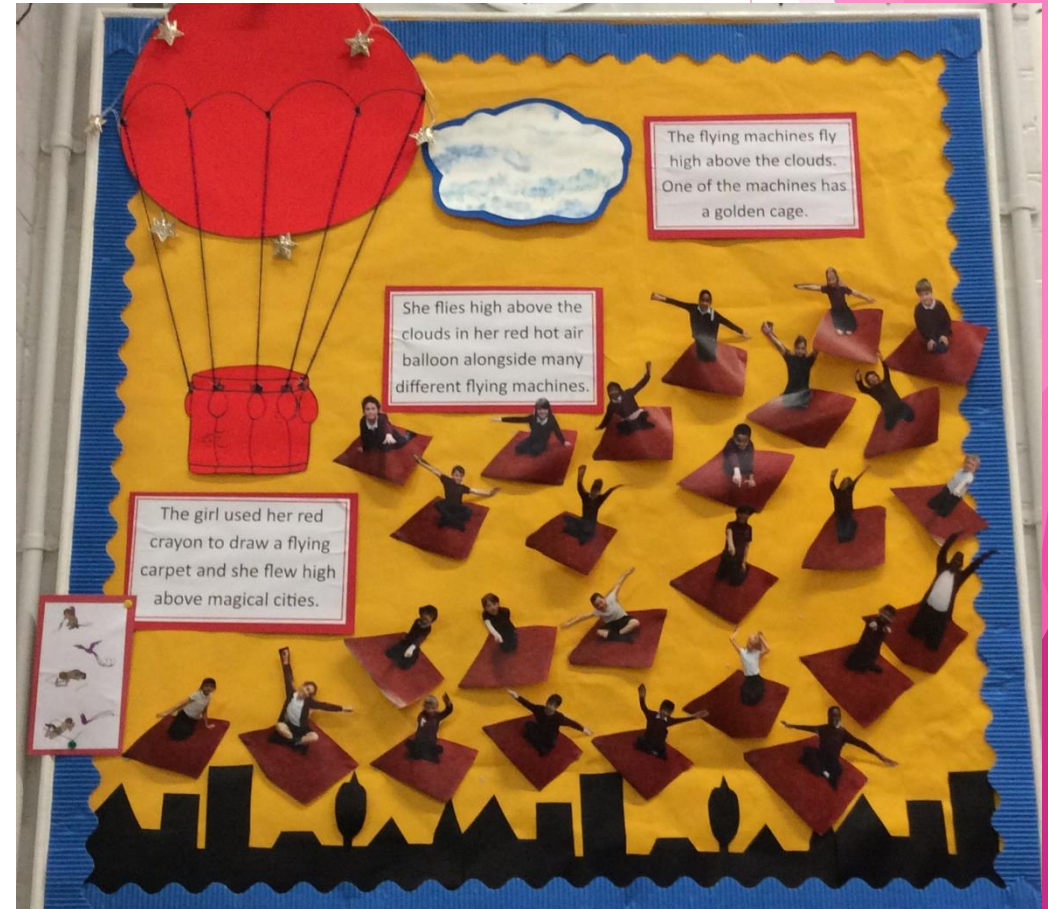
The year 4s drew some birds in different styles; one with pencils and black details and the other with interesting black patterns and filled in spaces to create a detailed look.



The next part in the story is where the girl falls off the aqueduct and quickly draws a hot air balloon to save her from falling; she then floats away. They made it by inflating a balloon, putting many layers of parcel tape over the balloon, popping the balloon, cutting the sculpture of the balloon in half, painting it with vibrant colors, connecting a cupcake case to string and finally attaching it to the balloon.



- ▶ At the end of the book, she rides away on her magic carpet into the sunset so two classes took pictures of themselves on a carpet and cut it out to make it seem like they're flying.





The year 3s created their own flying ship since, in the story, the bird was captured on an evil flying ship. They created the ship out of pencils and lined it with black pens. For the background, they used watercolors and darker shades of blue to create the clouds.

- ▶ Thank you for listening to our PowerPoint and we hope you will be inspired to read the books named in our presentation. And, with all that said, we are all delighted to be able to come here (to St. Johns) and show you our work . Have a splendid day .



**Thank you for
listening**