

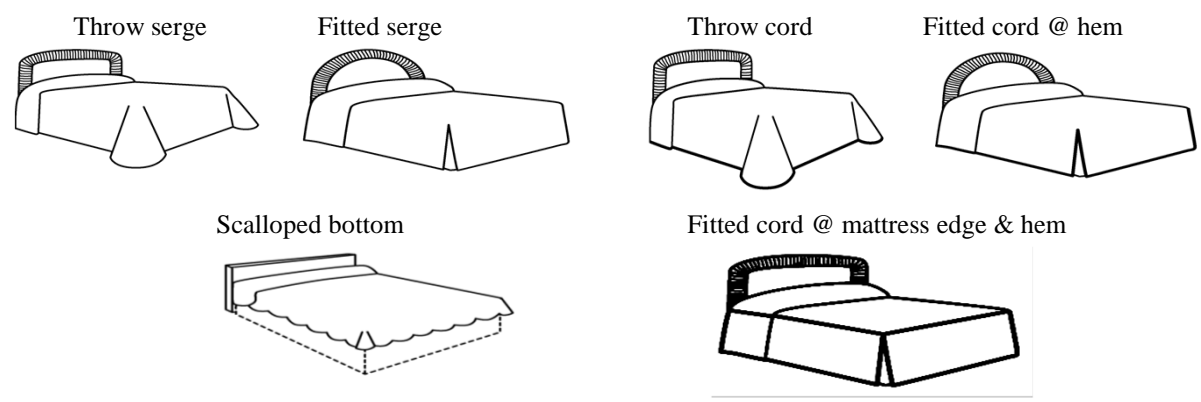
Your Fabric • Your Design • Your Creations • On Time

BEDDING CHARTS

BEDDING PRODUCTS

C.O.M YARDAGE REQUIREMENTS FOR QUILTED BEDSPREADS & COVERLETS (non-reversible)

Common Bedspread Styles Available:



Throw styles with split corners:
(splits @ bell corners, or at mattress edge must be specified).



Other styles available: Box Fitted, Waterfall Fitted, Bedsacks

Standards:

Bedspreads standardly have a 21" drop. Please specify. 14" drop is standard on coverlets
Standard 15" pillow tuck on Twin & Full sizes, 20" pillow tuck on Queen & King sizes. Specify with or without pillow tuck.
Bottom corners are rounded; Top corners are square on all bedspreads
Hems are serged and blind-hemmed unless corded.

STANDARD BEDSPREAD SIZES:			
SIZE	MATTRESS	DROP	FINISHED SIZE
Twin	39" x 75"	21"	81" x 111" (includes 15" pillow tuck)
Full	54" x 75"	21"	96" x 111" (includes 15" pillow tuck)
Queen	60" x 80"	21"	102" x 121" (includes 20" pillow tuck)
King	78" x 80"	21"	120" x 121" (includes 20" pillow tuck)

STANDARD COVERLET SIZES:			
SIZE	MATTRESS	DROP	FINISHED SIZE
Twin	39" x 75"	14"	67" x 104" (includes 15" pillow tuck)
Full	54" x 75"	14"	82" x 104" (includes 15" pillow tuck)
Queen	60" x 80"	14"	88" x 114" (includes 20" pillow tuck)
King	78" x 80"	14"	106" x 114" (includes 20" pillow tuck)

OVERSIZE BEDSPREADS OR COVERLETS--over 125" Finished width or length

BEDDING PRODUCTS

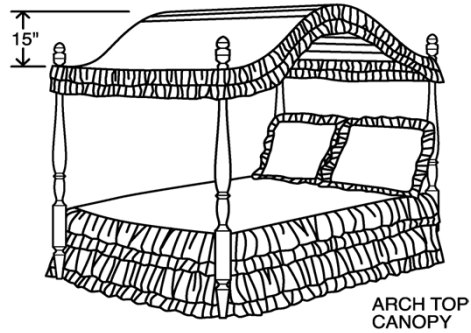

C.O.M YARDAGE REQUIREMENTS FOR QUILTED BEDSPREADS & COVERLETS (non-reversible)

Add the appropriate yardages for Cording or Fitted styles listed below to the Serged Hem style for total yardage.		Bedspread Yardage	Coverlet Yardage	Cording Yardage	Premade Trim Yardage (3 sides)
TWIN	STANDARD THROW - Serged Hem	7.00	6.50		
81" X 111" (bedspread) (1)	- 1/4" or 3/8" Cording at Hem	7.00	6.50	1.00	
	- 1/2" or 1" Cording at Hem	7.00	6.50	2.00	
	- 1" Shirred Cord at Hem	7.00	6.50	4.00	
	- C.O.M. Trim at Hem	7.00	7.00		8.50
	FITTED - Serged Hem	7.00	6.50		
67" X 104" (coverlet) (1)	FITTED - 1/4" or 3/8" Cording at Hem	7.00	7.00	1.00	
	FITTED with 1/4" or 3/8" Cording at Mattress Edge	8.00	7.50	1.00	
	FITTED w/1/4" or 3/8" Cording at Mattress Edge & Hem	7.75	7.50	2.00	
FULL	STANDARD THROW - Serged Hem	7.00	6.50		
96" X 111" (bedspread) (1)	- 1/4" or 3/8" Cording at Hem	7.00	6.50	1.00	
	- 1/2" or 1" Cording at Hem	7.00	6.50	2.00	
	- 1" Shirred Cord at Hem	7.00	6.50	4.00	
	- C.O.M. Trim at Hem	7.00	7.00		9.00
	FITTED - Serged Hem	7.00	6.50		
82" X 104" (coverlet) (1)	FITTED - 1/4" or 3/8" Cording at Hem	7.00	7.00	1.00	
	FITTED with 1/4" or 3/8" Cording at Mattress Edge (2)	11.75	11.25	1.00	
	FITTED w/1/4" or 3/8" Cording at Mattress Edge & Hem (2)	11.50	11.00	2.00	
QUEEN	STANDARD THROW - Serged Hem	11.25	7.00		
102" X 121" (bedspread) (2)	- 1/4" or 3/8" Cording at Hem	11.25	7.00	1.00	
	- 1/2" or 1" Cording at Hem	11.25	7.00	2.00	
	- 1" Shirred Cord at Hem	11.25	7.00	4.00	
	- C.O.M. Trim at Hem	11.25	7.25		10.00
	FITTED - Serged Hem	11.25	7.00		
88" X 114" (coverlet) (2)	FITTED - 1/4" or 3/8" Cording at Hem	11.25	7.00	1.00	
	FITTED with 1/4" or 3/8" Cording at Mattress Edge (2)	12.50	12.00	1.00	
	FITTED w/1/4" or 3/8" Cording at Mattress Edge & Hem (2)	12.50	11.75	2.00	
KING	STANDARD THROW - Serged Hem	11.25	10.50		
120" X 121" (bedspread) (2)	- 1/4" or 3/8" Cording at Hem	11.25	10.50	1.00	
	- 1/2" or 1" Cording at Hem	11.25	10.50	2.00	
	- 1" Shirred Cord at Hem	11.25	10.50	4.00	
	- C.O.M. Trim at Hem	11.25	10.75		10.50
	FITTED - Serged Hem	11.25	10.75		
106" X 114" (coverlet) (2)	FITTED - 1/4" or 3/8" Cording at Hem	11.25	10.50	1.00	
	FITTED with 1/4" or 3/8" Cording at Mattress Edge (2)	12.50	12.00	1.00	
	FITTED w/1/4" or 3/8" Cording at Mattress Edge & Hem (2)	12.50	11.75	2.00	
SUPER KING	STANDARD THROW - Serged Hem	12.50	12.00		
135" x 136" (bedspread) (2)	- 1/4" or 3/8" Cording at Hem	12.50	12.00	1.00	
	- 1/2" or 1" Cording at Hem	12.50	12.00	3.00	
	- 1" Shirred Cord at Hem	12.50	12.00	4.00	
	- C.O.M. Trim at Hem	12.50	12.00		11.50
	FITTED - Serged Hem	12.50	12.00		
121" X 131" (coverlet) (2)	FITTED - 1/4" or 3/8" Cording at Hem	12.50	12.00	1.00	
	FITTED with 1/4" or 3/8" Cording at Mattress Edge (3)	18.50	18.00	1.00	
	FITTED w/1/4" or 3/8" Cording at Mattress Edge & Hem (3)	18.25	17.75	2.00	

54" SOLID FABRICS have been used for all fabric yardages. For repeats, multiply your repeat measurement by the number in the parenthesis, divide by 36, and add to the yardage listed.

BEDDING PRODUCTS

C.O.M YARDAGE REQUIREMENTS FOR BED CANOPIES



ALLOWANCES:

Top:

Finished width + 4" divided by fabric width = # cuts needed for top

Finished length + 4" = cut length of top

Canopy Skirt:

(Finished width x 2) + (Finished length x 2) x 2 1/2 fullness divided by fabric width = # cuts for skirt

Skirt drop + 6 1/2" = cut length of skirt

Double the yardage for self-lined.

C.O.M. YARDAGE REQUIREMENTS						
CANOPY SIZE		Gathered Skirt Flat Top	Gathered Skirt Arch Top	Box Pleated Skirt Flat Top	Gathered Skirt Sunburst	All Canopies Are Lined. Lining Fabric is EXTRA.
Twin	Up to 12" Drop	8.00	9.75	9.50	25.25	
(1)	Contrast Lining	8.00	9.75	9.50	25.25	
Full	Up to 12" Drop	11.25	13.75	12.25	29.25	
(1)	Contrast Lining	11.25	13.75	12.25	29.25	
Queen	Up to 12" Drop	12.25	14.50	13.00	33.00	
(1)	Contrast Lining	12.25	14.50	13.00	33.00	
King	Up to 12" Drop	12.75	15.00	14.50	39.50	
(1)	Contrast Lining	12.75	15.00	14.50	39.50	

54" SOLID FABRICS have been used for all yardage estimates. For repeats, multiply your repeat size times the number in parenthesis divide by 36 and add this amount to the yardage listed in the chart.

Overages may be possible. Please call if you would like assistance.

BEDDING PRODUCTS

**C.O.M YARDAGE REQUIREMENTS FOR QUILTED COMFORTERS
(reversible)**

ALLOWANCES:

Width: Width of top + 2 drops = FINISHED WIDTH

Finished width + 10" shrinkage divided by fabric width = # cuts each side (round up to whole #)

Length:

Length of top + 1 drop = FINISHED LENGTH

Finished length + 14" shrinkage = CUT LENGTH


Add the appropriate yardages for "extras" to the pillowcased edge amount for total yardages.		Front Fabric Yardage	Back/Lining Fabric Yardage	Cording Yardage	Premade Trim Yardage	1" - 5" Ruffling Yardage	5 1/4"- 8" Ruffling Yardage
TWIN	- Pillowcased Edge	5.75	5.75				
	- 1/4" or 3/8" Cording	5.75	5.75	1.00			
67" FW x 89" FL (1)	- 1/2" or 1" Cording	5.75	5.75	2.00			
	- 1" Shirred Cord	5.75	5.75	4.00			
	- C.O.M. Trim	5.75	5.75		8.00		
	- Ruffling	5.75	5.75			4.75	7.00
FULL	- Pillowcased Edge	5.75	5.75				
	- 1/4" or 3/8" Cording	5.75	5.75	1.00			
82" FW x 89" FL (1)	- 1/2" or 1" Cording	5.75	5.75	2.00			
	- 1" Shirred Cord	5.75	5.75	4.00			
	- C.O.M. Trim	5.75	5.75		8.50		
	- Ruffling	5.75	5.75			4.75	7.00
QUEEN	- Pillowcased Edge	6.00	6.00				
	- 1/4" or 3/8" Cording	6.00	6.00	1.00			
88" FW x 94" FL (1)	- 1/2" or 1" Cording	6.00	6.00	2.00			
	- 1" Shirred Cord	6.00	6.00	4.00			
	- C.O.M. Trim	6.00	6.00		9.00		
	- Ruffling	6.00	6.00			5.00	7.50
KING	- Pillowcased Edge	9.00	9.00				
	- 1/4" or 3/8" Cording	9.00	9.00	1.00			
106" FW x 94" FL (2)	- 1/2" or 1" Cording	9.00	9.00	2.00			
	- 1" Shirred Cord	9.00	9.00	4.00			
	- C.O.M. Trim	9.00	9.00		9.50		
	- Ruffling	9.00	9.00			5.50	8.00
CALIFORNIA KING	- Pillowcased Edge	9.50	9.50				
	- 1/4" or 3/8" Cording	9.50	9.50	1.00			
100" FW x 98" FL (2)	- 1/2" or 1" Cording	9.50	9.50	2.00			
	- 1" Shirred Cord	9.50	9.50	4.00			
	- C.O.M. Trim	9.50	9.50		9.50		
	- Ruffling	9.50	9.50			5.50	8.00

* Maximum Comforter size: 125" finished width x 125" finished length.

54" SOLID FABRICS have been used for all yardage estimates. For repeats, multiply your repeat size times the number in parenthesis divide by 36 and add this amount to the yardage listed in the chart. Overages may be possible.

BEDDING

C.O.M YARDAGE REQUIREMENTS FOR BABY CRIB ENSEMBLES



		Fabric	Cording	Ruffling	Trim
CRIB BEDSPREADS 28" wide x 52" long	STANDARD THROW - Serged Hem	2.00			
	1/4" or 3/8" Cording at Hem		0.50		
	C.O.M. Trim at Hem				5.00
	Up to 5" Self-lined ruffle			2.75	

CRIB COMFORTERS 28" wide x 52" long	STANDARD THROW - Pillowcased	2.00			
	1/4" or 3/8" Cording at Hem		0.50		
	C.O.M. Trim at Hem				5.00
	Up to 5" Self-lined ruffle			2.75	

		Gathered or Box Pleated	Gathered or Box Pleated	Tailored	Tailored
CRIB DUST RUFFLES 28" x 52" x 12" drop	(Includes band on platform)	5.25 (7)	5.25 (7)	4.00 (5)	4.00 (5)
	Skirt Lining (not included)		4.75		3.50
	(Including tack strip)	5.25	5.25	4.00	4.00

		Fabric	Cording	Ruffling	Trim
BUMPER PADS 28" x 52" x 10" high (7)	Knife Edge	3.00			
	Straight bumper pad, Quilted, Knife Edge	4.75			
	1/4" or 3/8" cord @ top only		0.50		
	Premade trim @ top only				5.00
	Up to 5" self-lined ruffle (top only)			3.00	
	(send template)	estimate			
	1/4" cord and Up to 5" self-lined ruffle		0.50	3.00	

DIAPER STACKERS

Diaper stackers are made to fit most standard diapers. Unless custom pattern is supplied, the workroom will fabricate to our standard size.

ALLOWANCE: 4 yards per standard diaper stacker.

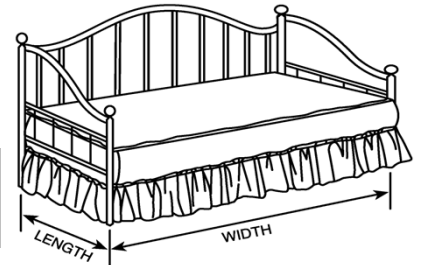


BEDDING PRODUCTS

C.O.M YARDAGE REQUIREMENTS FOR DAYBED PRODUCTS

DAYBED BEDSPREADS, COVERLETS & COMFORTERS:

21" drop standard on all Bedspreads; 14" drop standard on all coverlets.
 14" drop standard on all comforters.
 Standard daybeds are 3-sided with a 4" back flap.
 Fitted styles available only on Bedspreads & Coverlets only.



STANDARD DAYBED BEDSPREAD SIZES:

MATTRESS	DROP	FINISHED SIZE
75" x 39"	21"	117" x 64" (includes 4" back flap)

STANDARD DAYBED COVERLET SIZES:

MATTRESS	DROP	FINISHED SIZE
75" x 39"	14"	103" x 57" (includes 4" back flap)

STANDARD DAYBED COMFORTER SIZES:

MATTRESS	DROP	FINISHED SIZE
75" x 39"	14"	103" x 57" (includes 4" back flap)

MEASURING TIPS:

Always measure with bedding (blankets, sheets, etc.)
 Measure from top edge to desired length (allow for clearance).

ALLOWANCES:

Width:

Width of top + 2 drops = Finished width + 10% shrinkage + 4" (serged edge) + 2" (corded edge) divided by fabric width = # cuts needed (round up to whole number)

Length:

Length of top + 1 drop + 4" back flap = Finished length + 10% shrinkage + 4" (serged edge) + 2" (corded edge) = cut length.

DAYBED DUST RUFFLES

3 styles available: Gathered, Box Pleated or Tailored. Please specify style.
 Standardly made as 3-sided. (Please indicate if 4-sided is wanted)
 Split corners on Gathered & Box Pleated
 Platform lining and banding on the platform are included. (skirt lining is additional)

STANDARD DAYBED DUST RUFFLE SIZES:

WIDTH & LENGTH	DROP
75" wide x 39" long	14"

ALLOWANCES:

Gathered & Box Pleated

Width + Length + Length x 2 1/2 fullness divided by fabric width = # cuts needed (round up to whole #)
 Drop + 6 1/2" = cut length.

Tailored

Width + Length + Length x 1 3/4 fullness divided by fabric width = # cuts needed (round up to whole #)
 Drop + 6 1/2" = cut length.

BEDDING PRODUCTS

C.O.M YARDAGE REQUIREMENTS FOR DAYBED PRODUCTS

DAYBED BEDSPREADS OR COVERLETS	BEDSPREAD: 75" wide x 39" long x 21" drop (2) COVERLET: 75" wide x 39" long x 14" drop (2)	BEDSPREAD YARDAGE	COVERLET YARDAGE
	Throw - Serged Hem	6.50	6.00

DAYBED COMFORTERS	75" wide x 39" long x 14" drop (2)	COMFORTER YARDAGE
	Throw - Style only	6.00
Yardage amount is for EACH side of the comforter		

DAYBED EXTRAS		
Add the following extras to the THROW-STYLE yardage above		
Extras	YARDAGE	Item #
- 1/4" or 3/8" Cording at Hem	1.00	BS0701
- 1/2" or 1" Cording at Hem	2.00	BS0703
- 1" Shirred Cord at Hem	4.00	BS0704
- C.O.M. Trim at Hem	7.00	EX1101A
FITTED - Serged Hem		BS0904
FITTED - 1/4" or 3/8" Cording at Hem	1.00	BS0904 & BS0901
FITTED with 1/4" or 3/8" Cording at Mattress Edge	2.00	BS0904 & BS0702
FITTED w/1/4" or 3/8" Cording at Mattress Edge & Hem	4.00	BS0904 & BS0702

Fitted: Available on Bedspreads & Coverlets only.

DAYBED GATHERED DUST RUFFLE	75" wide x 39" long x 14" drop (1)	FABRIC	LINING
	Standard w/4" band on platform	6.00	5.00
	- 4-Sided Dust Ruffle	7.50	6.50
	- Tack Strip with Velcro	5.00	5.00


DAYBED TAILORED DUST RUFFLE	75" wide x 39" long x 14" drop (1)	FABRIC	LINING
	Standard w/4" band on platform	4.00	3.00
	- 4-Sided Dust Ruffle	5.00	4.00
	- Tack Strip with Velcro	3.00	3.00

DAYBED BOX PLEATED DUST RUFFLE	75" wide x 39" long x 14" drop (1)	FABRIC	LINING
	Standard w/4" band on platform	6.00	5.00
	- 4-Sided Dust Ruffle	7.50	6.50
	- Tack Strip with Velcro	5.00	5.00

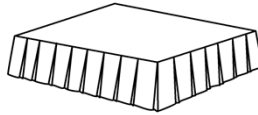
Lining is not included in pricing for lined dust ruffles. (EXTRA CHARGE)

BEDDING PRODUCTS

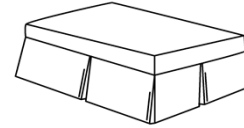
C.O.M YARDAGE REQUIREMENTS FOR DUST RUFFLES



Gathered



Box Pleated



Tailored

ALLOWANCES:

Width:

Gathered & Box Pleated: $Width + Length + Length \times 2 \frac{1}{2}$ fullness divided by fabric width = # cuts

Tailored: $Width + Length + Length \times 1 \frac{3}{4}$ fullness divided by fabric width = # cuts

1" Pleated: $Width + Length + Length \times 3$ fullness divided by fabric width = # cuts

Length: $Drop\ size + 6 \frac{1}{2}" = cut\ length$

* All yardages include the 4" banding on the platform.

	GATHERED OR BOX PLEATED			SKIRT LINING	TAILORED		SKIRT LINING
TWIN	Standard with 4"		# cuts (rpts)			# cuts (rpts)	
39" x 75" x 14" drop	Band on Platform	6.50	9 (8)	5.50	4.00	5 (5)	3.00
	4-Sided Dust Ruffle	7.50	11 (10)	6.50	6.00	7 (4)	5.00
	Tack Strip w/Velcro	6.50	9 (8)	5.50	4.00	5 (4)	3.00
FULL	Standard with 4"		# cuts (rpts)			# cuts (rpts)	
54" x 75" x 14" drop	Band on Platform	7.00	10 (9)	6.00	4.50	6 (5)	3.50
	4-Sided Dust Ruffle	8.50	13 (12)	7.50	6.00	8 (7)	5.00
	Tack Strip w/Velcro	7.00	10 (9)	6	4.50	6 (5)	3.50
QUEEN	Standard with 4"		# cuts (rpts)			# cuts (rpts)	
60" x 80" x 14" drop	Band on Platform	7.50	11 (10)	6.50	4.50	6 (5)	3.50
	4-Sided Dust Ruffle	9.00	14 (13)	8.00	6.00	8 (7)	5.00
	Tack Strip w/Velcro	7.50	11 (10)	6.50	4.50	6 (5)	3.50
KING	Standard with 4"		# cuts (rpts)			# cuts (rpts)	
78" x 80" x 14" drop	Band on Platform	8.00	12 (10)	7.00	4.50	6 (5)	3.50
	4-Sided Dust Ruffle	10.50	16 (14)	9.50	6.00	8 (7)	5.00
	Tack Strip w/Velcro	8.00	12 (11)	7.00	4.50	6 (5)	3.50

Gathered Dust Ruffles are 2 1/2 times fullness.

Box Pleated Dust Ruffles are 2 1/2 times fullness.

1" Pleated Dust Ruffles are 3 times fullness.

Tailored dust ruffles are 1 3/4 times fullness & will have pleats at corners & center of each drop unless specified otherwise.

54" SOLID FABRICS and standard sizes have been used for all fabric yardages. For repeats, multiply your repeat measurement by the number in the parenthesis, divide by 36, and then add to the listed solid yardages.

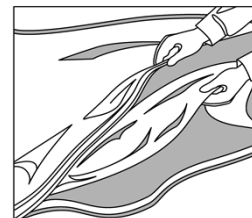
It may be possible that overages will occur with certain repeats. Please call if you would like assistance.

If cut length is less than the repeat size, all cuts will be at the repeat. Do not add additional yardage.

(example: 20 1/2" cut length, 27" repeat; all cuts will be at 27".)

BEDDING PRODUCTS

C.O.M YARDAGE REQUIREMENTS FOR DUVET COVERS



ALLOWANCES: (unquilted)

Width: Finished width + 4" divided by fabric width = # cuts (each side)

Length: Finished length + 4" = cut length.

		Front Fabric	Back Fabric	Flap Fabric	Flange	Cording	Trim	Up to 6" Ruffle
TWIN 68" x 90"	- Pillowcased	5.25	5.25	1.25				
	- 1/4" or 3/8" Cording	5.25	5.25	1.25		1.00		
	- 1/2" or 1" Cording	5.25	5.25	1.25		2.00		
	(1) - 1" Shirred Cord	5.25	5.25	1.25		4.00		
FULL 83" x 90"	- C.O.M. Trim	5.25	5.25	1.25			7.25	
	- up to 6" Ruffling	5.25	5.25	1.25				5.00
	- 4" Flanged w/ 1/4" or 3/8" Cord	5.25	5.25	1.25	3.50	1.00		
	- Pillowcased	5.25	5.25	1.25				
QUEEN 89" x 95"	- 1/4" or 3/8" Cording	5.25	5.25	1.25		1.00		
	- 1/2" or 1" Cording	5.25	5.25	1.25		2.00		
	(1) - C.O.M. Trim	5.25	5.25	1.25			7.50	
	- up to 6" Ruffling	5.25	5.25	1.25				5.25
KING 107" x 95"	- 4" Flanged w/ 1/4" or 3/8" Cord	5.25	5.25	1.25	3.50	1.00		
	- Pillowcased	5.50	5.50	1.25				
	- 1/4" or 3/8" Cording	5.50	5.50	1.25		1.00		
	- 1/2" or 1" Cording	5.50	5.50	1.25		2.00		
CAL KING 101" x 99"	(1) - C.O.M. Trim	5.50	5.50	1.25			8.00	
	- up to 6" Ruffling	5.50	5.50	1.25				5.25
	- 4" Flanged w/ 1/4" or 3/8" Cord	5.50	5.50	1.25	4.00	1.00		
	- Pillowcased	8.25	8.25	1.75				
(2)	- 1/4" or 3/8" Cording	8.25	8.25	1.75		1.00		
	- 1/2" or 1" Cording	8.25	8.25	1.75		2.00		
	- C.O.M. Trim	8.25	8.25	1.75			8.50	
	- up to 6" Ruffling	8.25	8.25	1.75				5.50
(1)	- 4" Flanged w/ 1/4" or 3/8" Cord	8.25	8.25	1.75	4.00	1.00		
	- Pillowcased	5.75	5.75	1.25				
	- 1/4" or 3/8" Cording	5.75	5.75	1.25		1.00		
	- 1/2" or 1" Cording	5.75	5.75	1.25		2.00		
(1)	- C.O.M. Trim	5.75	5.75	1.25			8.50	
	- up to 6" Ruffling	5.75	5.75	1.25				5.50
	- 4" Flanged w/ 1/4" or 3/8" Cord	5.75	5.75	1.25	4.00	1.00		

Extras yardage must be added to the Front or Back fabrics for total yardage amounts.

54" SOLID FABRICS have been used for all yardage estimates. For repeats, multiply your repeat size times the number in parenthesis divide by 36 and add this amount to the yardage listed in the chart.

Overages may be possible. Please call if you would like assistance.

BEDDING PRODUCTS

C.O.M YARDAGE REQUIREMENTS FOR HEADBOARDS

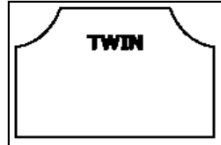
ANDERSON FABRICS INVITES CUSTOM DESIGNS OR SHAPES FOR HEADBOARDS

Simply send us a sketch and measurements of your custom design and we'll help you to create it for you!

- BH109 Sleighbed: Standard with cording. Specify if "flat face" is wanted
- BH111 Tufted Roll: Standard tufted roll with cording.
- BH112 Boxed: Standard 2" depth of boxing with cording front & back of boxing.
- BH113 Tailored: No roll. Face of headboard is flush with "framing" with cording on the face, boxed edge.
- BH114 Crown: Standard 2" depth boxed edge with cording front & back of boxing.



BH100



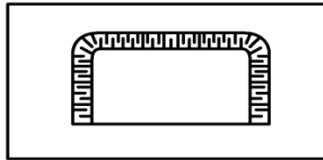
BH101 - pictured w/no roll



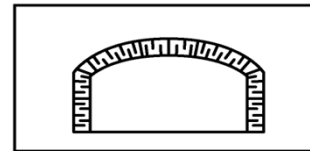
BH102 - pictured w/no roll



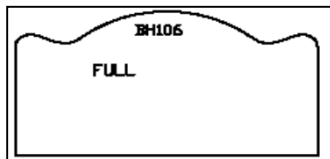
BH103 - pictured w/no roll



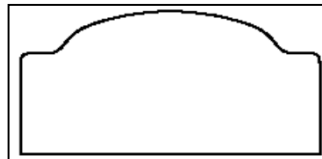
BH104**



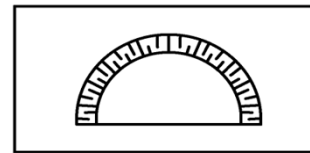
BH105**



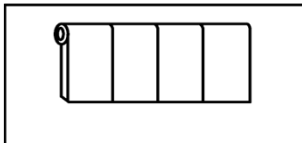
BH106 - pictured w/no roll



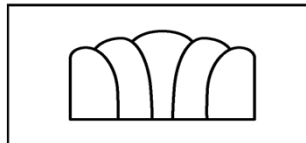
BH107 - pictured w/no roll



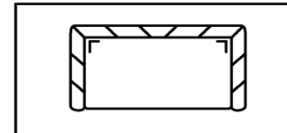
BH108



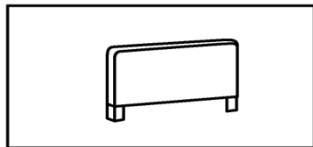
BH109**



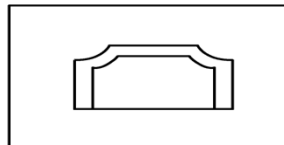
BH110**



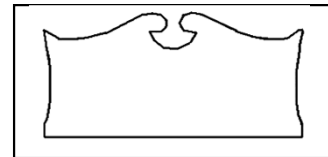
BH111**



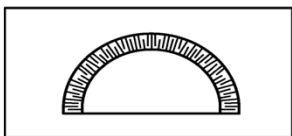
BH112**



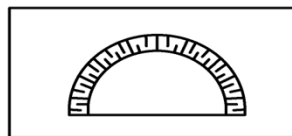
BH113**



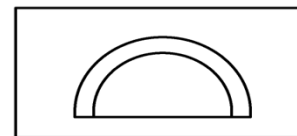
BH114



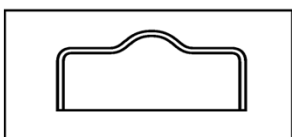
3/4" Pleated Roll



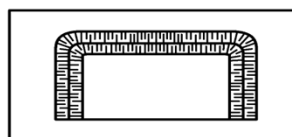
Shirred Roll




Flat Roll



Shirred Jumbo Cord**



Pleated Contour Roll**



Shirred Roll w/Overlay**

Concealed legs are available on the (**) styles only and must be requested on the work order. If not specified on the order, the headboard will be made with the standard leg style.

BEDDING PRODUCTS

C.O.M YARDAGE REQUIREMENTS FOR HEADBOARDS

Headboard yardages below include the headboard face and matching legs. Add appropriate columns together for total ydgs.

Standard white blackout lining will be used on the back of headboard if not specified or if extra fabric is not allowed.

	Quilted or Standard Tufted Headboard		Unquilted Headboard		Deep Diamond Tufted Headboard	Single Shirred Contour Roll	Single Flat Contour Roll	Single Pleated Contour Roll	Single 1" Shirred Cord	Shirred Double Contour Roll	1/2" Cording Between Roll & Headboard	Premade Trim between Roll & Headboard
BH100												
TWIN	5.00	(4)	5.00	(4)		2.50		2.50	1.50	5.75	0.50	3.00
FULL	5.00	(4)	5.00	(4)		2.50		2.50	1.50	5.75	0.50	3.00
QUEEN	6.00	(5)	6.00	(5)		2.75		2.75	1.50	6.50	0.50	3.00
KING	7.50	(5)	7.50	(5)		3.00		3.00	1.50	7.25	0.50	4.00
BH101 & BH102												
TWIN	2.50	(0)	2.25	(0)	5.00	2.50			1.50		0.50	3.00
FULL	3.75	(1)	2.25	(1)	5.00	2.50			1.50		0.50	3.00
QUEEN	3.75	(1)	2.25	(1)	5.00	2.75			1.50		0.50	3.00
KING	5.00	(1)	3.50	(1)	6.75	3.00			1.50		0.50	4.00
BH103												
TWIN	2.50	(0)	2.25	(0)	5.00	2.50			1.50		0.50	3.00
FULL	3.75	(1)	2.25	(1)	5.00	2.50	2.50		1.50		0.50	3.00
QUEEN	3.75	(1)	2.25	(1)	5.00	2.75	2.50		1.50		0.50	3.00
KING	5.00	(1)	3.50	(1)	6.75	3.00	3.75		1.50		0.50	4.00
BH104												
TWIN	2.50	(0)	2.25	(0)	5.00	2.50	2.50	2.50	1.50	5.75	0.50	3.00
FULL	3.75	(1)	2.25	(1)	5.00	2.50	2.50	2.50	1.50	5.75	0.50	3.00
QUEEN	3.75	(1)	2.25	(1)	5.00	2.75	2.50	2.75	1.50	6.50	0.50	3.00
KING	5.00	(1)	3.50	(1)	6.75	3.00	3.75	3.00	1.50	7.25	0.50	4.00
BH105												
TWIN	2.50	(0)	2.25	(0)	5.00	2.50		2.50	1.50	5.75	0.50	3.00
FULL	3.75	(1)	2.25	(1)	5.00	2.50	2.50	2.50	1.50	5.75	0.50	3.00
QUEEN	3.75	(1)	2.25	(1)	5.00	2.75	2.50	2.75	1.50	6.50	0.50	3.00
KING	5.00	(1)	3.50	(1)	6.75	3.00	3.75	3.00	1.50	7.25	0.50	4.00
BH106 & BH107												
TWIN	2.50	(0)	2.25	(0)	5.00	2.50			1.50		0.50	3.00
FULL	3.75	(1)	2.25	(1)	5.00	2.50			1.50		0.50	3.00
QUEEN	3.75	(1)	2.25	(1)	5.00	2.75			1.50		0.50	3.00
KING	5.00	(1)	3.50	(1)	6.75	3.00			1.50		0.50	4.00
BH108												
TWIN	2.50	(0)	2.25	(0)	5.00	2.50	2.50	2.50	1.50	5.75	0.50	3.00
FULL	3.75	(1)	2.25	(1)	5.00	2.50	2.50	2.50	1.50	5.75	0.50	3.00
QUEEN	3.75	(1)	2.25	(1)	5.00	2.75	2.50	2.75	1.50	6.50	0.50	3.00
KING	5.00	(1)	3.50	(1)	6.75	3.00	3.75	3.00	1.50	7.25	0.50	4.00

54" SOLID FABRICS have been used for all fabric yardages. For repeats on the body of the Headboard, multiply your repeat measurement by the number in the parentheses, and then add to the listed solid yardage. It may be possible that overages will occur with certain repeats.

You do not have to be concerned about repeats with the Contour roll or Extras yardages. Please call for assistance.

* Full & Queen headboards without roll: add one yard additional (plus repeat)

BEDDING PRODUCTS**C.O.M YARDAGE REQUIREMENTS FOR HEADBOARDS**

Headboard yardages below include the headboard face and matching legs. Add appropriate columns together for total ydage.

Standard white blackout lining will be used on the back of headboard if not specified or if extra fabric is not allowed.

	Quilted or Standard Tufted Headboard		Unquilted Headboard	1/2" Cording Between Roll & Headboard	Premade Trim between Roll & Headboard
BH109					
TWIN	5.25	(1)		2.00	6.00
FULL	5.25	(1)		2.00	6.00
QUEEN	5.25	(1)		2.00	6.00
KING	7.00	(2)		2.00	6.00
BH110					
TWIN	3.50	(1)		2.00	7.00
FULL	3.75	(1)		2.00	7.50
QUEEN	3.75	(1)		2.00	7.50
KING	3.75	(2)		2.00	8.50
BH111					
TWIN	2.50	(0)		2.00	6.50
FULL	3.75	(1)		2.00	7.00
QUEEN	3.75	(1)		2.00	7.00
KING	3.75	(1)		2.00	7.50
BH112					
TWIN		(1)	3.75	1.00	7.00
FULL		(1)	4.00	1.00	8.00
QUEEN		(1)	4.00	1.50	7.50
KING		(2)	5.00	1.50	8.50
BH113					
TWIN		(1)	3.75	1.00	10.00
FULL		(1)	4.00	1.00	12.00
QUEEN		(1)	4.00	1.50	13.00
KING		(2)	5.00	1.50	15.00
BH114					
TWIN		(1)	3.75	1.00	7.00
FULL		(1)	4.00	1.00	8.00
QUEEN		(1)	4.00	1.50	7.50
KING		(2)	5.00	1.50	8.50

54" SOLID FABRICS have been used for all fabric yardages. For repeats on the body of the Headboard, multiply your repeat measurement by the number in parentheses, and then add to the listed solid yardage. Overages may be possible. You do not have to be concerned about repeats with the Contour Roll or Extras' yardages. Please call if you would like assistance.

BEDDING PRODUCTS

C.O.M YARDAGE REQUIREMENTS FOR PILLOW SHAMS

Add the "extras" column to the sham body for total yardage when using the same fabric.

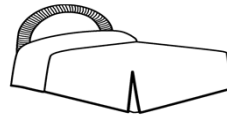
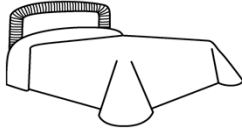
		C.O.M. YARDAGE REQUIREMENT						
		Unquilted or Handguide d Outline Quilting Fabric needed for sham BODY	HAUSER patterns Quilting Fabric needed for sham BODY	All EXTRAS Fabric needed (add to sham body)	Envelope Style Sham Fabric needed for sham BODY	Envelope Style EXTRAS Fabric needed (add to sham body)	Boxed Edge Style Sham Fabric needed for sham BODY	Boxed Edge Style EXTRAS Fabric needed (add to sham body)
TWIN & FULL 26" x 20" (1)	- Knife Edge	1.50	2.00				2.50	
	- 1/4" or 3/8" Cording	1.50	2.00	0.50	2.50	0.50	2.50	1.00
	- 1/2" or 1" Jumbo Cording	1.50	2.00	0.50	2.50	0.50	2.50	1.00
	- 1" Shirred Cording	1.50	2.00	1.50	2.50	1.50	2.50	3.00
	- 3" Flanged	1.50	2.00	1.00	2.50	1.50	2.50	2.00
	- 4" Ruffled	1.50	2.00	1.50	2.50	1.50	2.50	3.00
	- 1/4" or 3/8" Cord & Ruffling	1.50	2.00	2.00	2.50	2.00	2.50	4.00
	- C.O.M. Trim	1.50	2.00	3.00	2.50	4.00	2.50	5.50
QUEEN 30" x 20" (1)	- Knife Edge	1.50	2.00				2.50	
	- 1/4" or 3/8" Cording	1.50	2.00	0.50	2.50	0.50	2.50	1.00
	- 1/2" or 1" Jumbo Cording	1.50	2.00	0.50	2.50	0.50	2.50	1.00
	- 1" Shirred Cording	1.50	2.00	1.50	2.50	1.50	2.50	3.00
	- 3" Flanged	1.50	2.00	1.00	2.50	1.50	2.50	2.00
	- 4" Ruffled	1.50	2.00	1.50	2.50	1.50	2.50	3.00
	- 1/4" or 3/8" Cord & Ruffling	1.50	2.00	2.00	2.50	2.00	2.50	4.00
	- C.O.M. Trim	1.50	2.00	3.00	2.50	4.50	2.50	6.00
KING 36" x 20" (1)	- Knife Edge	1.50	2.00				2.50	
	- 1/4" or 3/8" Cording	1.50	2.00	0.50	2.50	0.50	2.50	1.00
	- 1/2" or 1" Jumbo Cording	1.50	2.00	0.50	2.50	0.50	2.50	1.00
	- 1" Shirred Cording	1.50	2.00	1.50	2.50	1.50	2.50	3.00
	- 3" Flanged	1.50	2.00	1.00	2.50	1.50	2.50	2.00
	- 4" Ruffled	1.50	2.00	2.00	2.50	2.00	2.50	3.50
	- 1/4" or 3/8" Cord & Ruffling	1.50	2.00	2.50	2.50	2.50	2.50	4.50
	- C.O.M. Trim	1.50	2.00	3.50	2.50	5.00	2.50	6.50
EURO (1)	Twin, Full (26" x 26")	1.50	2.00					
	Queen, King (26" x 26")	1.50	2.00					
BODY PILLOW SHAM	Standard Size 70" x 35"	5.00	5.00					

** Divide your repeat size by the size of your sham to figure the number of repeats needed per sham.
54" SOLID FABRICS have been used for all yardage estimates. Please call if you would like assistance.

BEDDING PRODUCTS

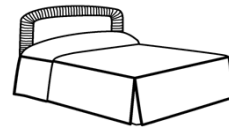
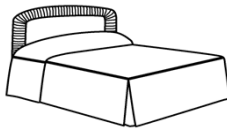
C.O.M YARDAGE REQUIREMENTS FOR UNQUILTED BEDSPREADS

Unquilted bedspreads or coverlets are available in the following styles:
 Throw Style Fitted Style



Fitted w/cord @ mattress edge

Fitted w/cord @ hem & mattress edge



Drop extends to the floor on bedspreads--standard drop 21".

14" drop standard on all coverlets.

Includes 15" to 20" pillow tuck. Reverse pillow tuck is also available if specified.

PLEASE NOTE: All unquilted bedspreads MUST BE "DRESSED". Fabric and lining will shift.

All unquilted bedspreads standard WITHOUT FILL. Seams will be pattern matched, serged & topstitched. Stitch line is visible on face. Stretchy fabrics will have seams lockstitched and press flat; no stitch lines on face. Hem is pillowcased and topstitched 1/2" on all four sides.

If fill is wanted, you will be billed as a HANDGUIDED OUTLINE QUILTED bedspread/coverlet.

Seams will be pattern matched, serged & topstitched (stitch line is visible on face.)

The lining & fill will be tack quilted together; the face fabric will be tacked (3 tacks) along the seams.

Hem is serged and blindstitched. If cord or trim is used, there will be a facing on the back side when lining is used.

If contrast lining, hem will be pillowcased 3 sides and topstitched along the top edge.

Maximum amount of fill is 4 1/2 oz. Flannel interlining or bump cloth interlining may also be used.

STANDARD BEDSPREAD SIZES:

SIZE	MATTRESS	DROP	FINISHED SIZE
Twin	39" x 75"	21"	81" x 111" (includes 15" pillow tuck)
Full	54" x 75"	21"	96" x 111" (includes 15" pillow tuck)
Queen	60" x 80"	21"	102" x 121" (includes 20" pillow tuck)
King	78" x 80"	21"	120" x 121" (includes 20" pillow tuck)

ALLOWANCES: WITHOUT FILL

Width:

Width of top + 2 drops = FINISHED WIDTH

Finished width + 8" work divided by fabric width = # cuts

Length:

Length of top + 1 drop + pillow tuck = FINISHED LENGTH

Finished length + 8" work = CUT LENGTH

If your fabric has a repeat, allowance must be made for matching pattern @ the seams.

CUT LENGTH divided by REPEAT SIZE = # of repeats needed x REPEAT SIZE = ADJUSTED CUT LENGTH

YARDAGE ESTIMATE:

ADJUSTED CUT LENGTH x # cuts needed divided by 36 = yardage estimate. (round up to nearest 1/4 yard)

BEDDING PRODUCTS

C.O.M YARDAGE REQUIREMENTS FOR UNQUILTED BEDSPREADS

Add the appropriate yardages for Cording or Trim to the styles below.		Bedspread Yardage	Coverlet Yardage	Cording Yardage	Premade Trim Yardage (3 sides)
TWIN	STANDARD THROW	7.00	6.50		
81" X 111" (bedspread) (1)	- 1/4" or 3/8" Cording at Hem	7.00	6.50	1.00	
	- 1/2" or 1" Cording at Hem	7.00	6.50	2.00	
	- 1" Shirred Cord at Hem	7.00	6.50	4.00	
	- C.O.M. Trim at Hem	7.00	6.50		8.50
	FITTED - no cord or trim	7.00	6.50		
67" X 104" (coverlet) (1)	FITTED - 1/4" or 3/8" Cording at Hem	7.00	6.50	1.00	
	FITTED with 1/4" or 3/8" Cording at Mattress Edge	7.00	6.50	1.00	
	FITTED w/1/4" or 3/8" Cording at Mattress Edge & Hem	7.00	6.50	2.00	
FULL	STANDARD THROW	7.00	6.50		
96" X 111" (bedspread) (1)	- 1/4" or 3/8" Cording at Hem	7.00	6.50	1.00	
	- 1/2" or 1" Cording at Hem	7.00	6.50	2.00	
	- 1" Shirred Cord at Hem	7.00	6.50	4.00	
	- C.O.M. Trim at Hem	7.00	6.50		9.00
	FITTED - no cord or trim	7.00	6.50		
82" X 104" (coverlet) (1)	FITTED - 1/4" or 3/8" Cording at Hem	7.00	6.50	1.00	
	FITTED with 1/4" or 3/8" Cording at Mattress Edge	7.00	6.50	1.00	
	FITTED w/1/4" or 3/8" Cording at Mattress Edge & Hem	7.00	6.50	2.00	
QUEEN	STANDARD THROW	11.00	7.00		
102" X 121" (bedspread) (2)	- 1/4" or 3/8" Cording at Hem	11.00	7.00	1.00	
	- 1/2" or 1" Cording at Hem	11.00	7.00	2.00	
	- 1" Shirred Cord at Hem	11.00	7.00	4.00	
	- C.O.M. Trim at Hem	11.00	7.00		10.00
	FITTED - no cord or trim	11.00	7.00		
88" X 114" (coverlet) (1)	FITTED - 1/4" or 3/8" Cording at Hem	11.00	7.00	1.00	
	FITTED with 1/4" or 3/8" Cording at Mattress Edge	11.00	7.00	1.00	
	FITTED w/1/4" or 3/8" Cording at Mattress Edge & Hem	11.00	7.00	2.00	
KING	STANDARD THROW	11.00	10.50		
120" X 121" (bedspread) (2)	- 1/4" or 3/8" Cording at Hem	11.00	10.50	1.00	
	- 1/2" or 1" Cording at Hem	11.00	10.50	2.00	
	- 1" Shirred Cord at Hem	11.00	10.50	4.00	
	- C.O.M. Trim at Hem	11.00	10.50		10.50
	FITTED - no cord or trim	11.00	10.50		
106" X 114" (coverlet) (2)	FITTED - 1/4" or 3/8" Cording at Hem	11.00	10.50	1.00	
	FITTED with 1/4" or 3/8" Cording at Mattress Edge	11.00	10.50	1.00	
	FITTED w/1/4" or 3/8" Cording at Mattress Edge & Hem	11.00	10.50	2.00	
SUPER KING	STANDARD THROW	12.00	12.00		
135" x 136" (bedspread) (2)	- 1/4" or 3/8" Cording at Hem	12.00	12.00	1.00	
	- 1/2" or 1" Cording at Hem	12.00	12.00	2.00	
	- 1" Shirred Cord at Hem	12.00	12.00	4.00	
	- C.O.M. Trim at Hem	12.00	12.00		11.50
	FITTED - no cord or trim	12.00	12.00		
121" X 131" (coverlet) (2)	FITTED - 1/4" or 3/8" Cording at Hem	12.00	12.00	1.00	
	FITTED with 1/4" or 3/8" Cording at Mattress Edge	12.00	12.00	1.00	
	FITTED w/1/4" or 3/8" Cording at Mattress Edge & Hem	12.00	12.00	2.00	

54" SOLID FABRICS have been used for all fabric yardages. For repeats, multiply your repeat measurement by the number in the parenthesis, divide by 36, and add to the yardage listed.