

State of Iowa Public Drinking Water Program 2016 Annual Compliance Report



Environmental Services Division
Water Quality Bureau
Water Supply Engineering & Operations Sections

June 2017

Iowa Department of Natural Resources
Chuck Gipp, Director



Table of Contents

Title Page: Photo of UV Reactors at a DWSRF project	i
Introduction	1
2016 Report Highlights	1
Compliance with Health-Based Standards	1
Map of Iowa's PWS with Health-Based Standards Violations	2
Compliance with Monitoring & Reporting Requirements	3
Map of Iowa's PWS with Major Monitoring & Reporting Violations	6
The National Public Drinking Water Program: An Overview	5
The DNR Drinking Water Program Components	6
On-site Inspection, Operation Permitting, Construction Permitting, Water Allocation and Use	
Permitting, Operator Certification, and Environmental Laboratory Certification	
DWSRF Program, Capacity Development, AWOP, Source Water Protection, and	7
Technical Assistance Contracts	
Iowa's Public Water Supply Systems	8
Definition of a PWS	8
System Size	8
Number of Iowa Systems	8
Map of Iowa's Active Public Water Supplies	9
System Source Water	10
Population Served by Source Water Type	10
Maximum Contaminant Levels and Maximum Residual Disinfectant Levels	11
Acute Contaminants	11
<i>E. coli</i> Bacteria	11
Nitrate & Nitrite	12
Chlorine Dioxide	12
Chronic (non-acute) Contaminants	12
Inorganic Chemicals	12
Organic Chemicals	13
Radionuclides	13
Disinfectants	14
Action Level and Treatment Technique Requirements	15
Lead & Copper Action Levels	15
Treatment Techniques	16
Total Inactivation CT Ratio	16
Disinfection Byproduct Precursor Removal	16
Groundwater Rule	16
Mandatory Treatment	17
Residual Disinfectant (minimum)	17
SWTR, IESWTR, and LT1 ESWTR	18
Total Coliform Bacteria	18
Turbidity	18
Violation Data for Health-Based Standards: MCL, MRDL, AL, and TT	20
Major Monitoring & Reporting Violations	24
Major Monitoring & Reporting Violation Data	22
Monitoring & Reporting Compliance Rates (10-year history)	26

Enforcement Actions	27
Variations & Exemptions	28
Public Notification, Lead Public Education, and Consumer Confidence Reporting	28
Operator Certification	30
Classification of Systems, Facilities, and Operators	30
Classification Grades	31
Enforcement, Certification Renewal, and Initiatives	32
Abbreviations	33
Distribution of Report & Staff Contact Information	34
Appendix A: EPA Violations Summary Report	A-1
Appendix B: Iowa Public Water Supply Violation Data	B-1

All photos in this report were taken by DNR water supply program staff during 2016 unless otherwise noted.



Hydrous manganese oxide feed for radium removal treatment

Introduction

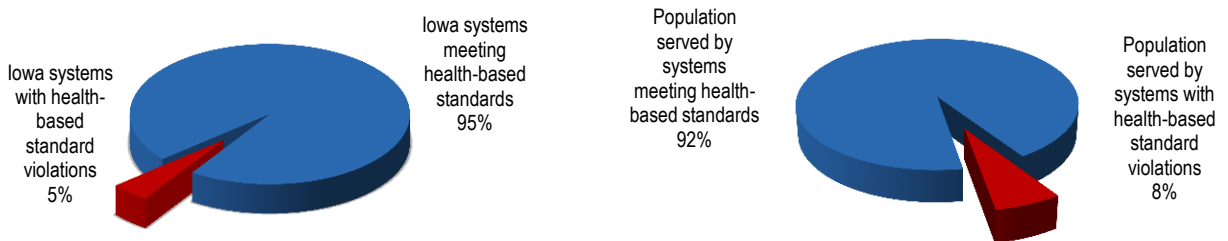
The Iowa Department of Natural Resources (DNR) administers the Public Drinking Water Program in Iowa under delegation of authority from the United States Environmental Protection Agency (EPA). The 1996 re-authorized Safe Drinking Water Act (SDWA) requires that each state that has been granted primary implementation authority prepare an annual report on violations of national primary drinking water regulations within the state, make the report readily available to the public, and submit it to the EPA. This report fulfills this responsibility in Iowa for the 2016 calendar year, and includes violations of maximum contaminant levels, maximum residual disinfectant levels, treatment technique requirements, action level exceedances, major monitoring or reporting requirements, and operator certification requirements.

The 2016 Report Highlights

A significant change in 2016 was the implementation of the Revised Total Coliform Rule, which changed the non-acute coliform bacteria maximum contaminant level violation to an Assessment conducted by the water system owner or operator. Only if the system failed to conduct the Level 1 Assessment was a treatment technique violation incurred. With that exception, the compliance figures are similar to the previous two years.

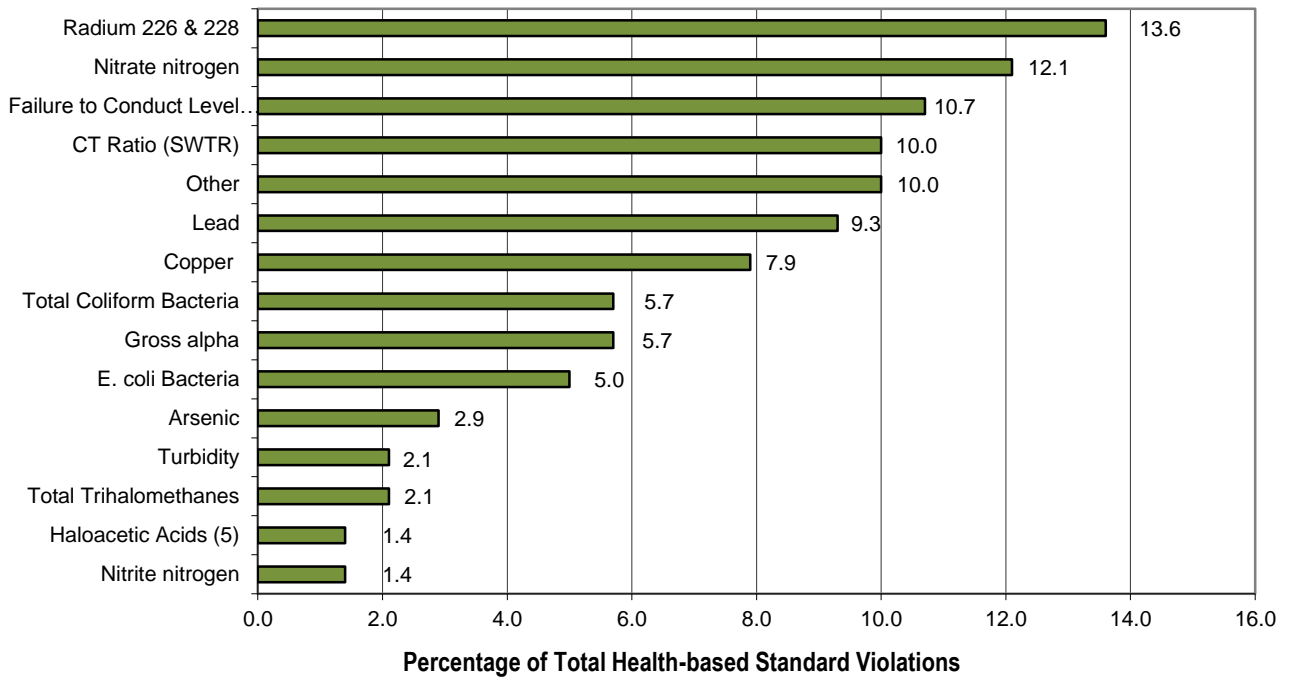
Compliance with Health-Based Standards

- No waterborne diseases or deaths were reported from Iowa public water supply systems (PWS) in 2016.
- Over 2.69 million people (of the 2.93M people served by Iowa’s PWS) regularly received water from systems meeting all health-based drinking water standards.



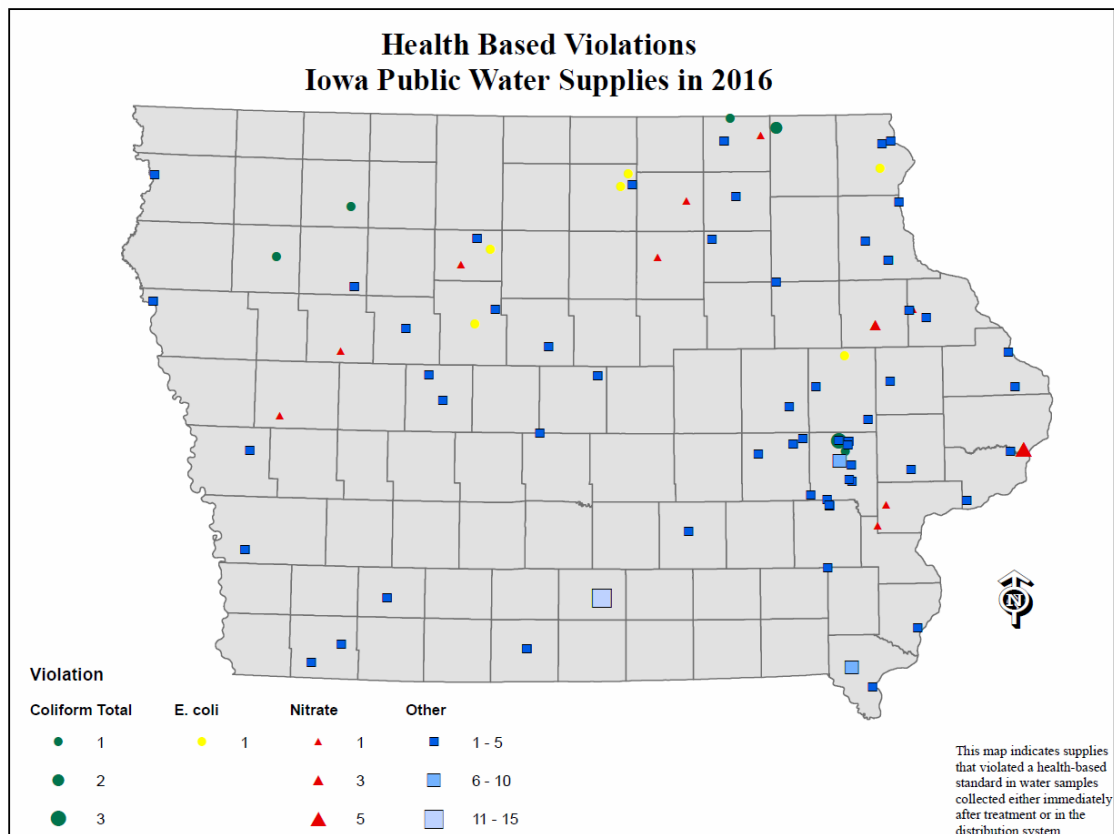
- Health-based drinking water standards were met by 95.4% of the 1,847 regulated public water supplies. There were 84 public water supplies that had 140 violations of a health-based drinking, maximum residual disinfectant level, treatment technique, or action level.
- Twelve regulated contaminants were found at levels that exceeded the health-based standards during 2016, and eight treatment techniques were not met. Eleven contaminants and the treatment techniques for failure to conduct a Level 1 assessment, CT ratio, and turbidity are shown in the chart on the following page, along with the percentage each contributed to the total number of health-based standard violations. The other health-based standards were each exceeded at least once during the year include: chlorite, benzene, direct integrity test, failure to address a significant deficiency, failure to

meet minimum disinfectant residual, and failure to meet operation permit conditions.



2016 Health-based Standard Violations Map

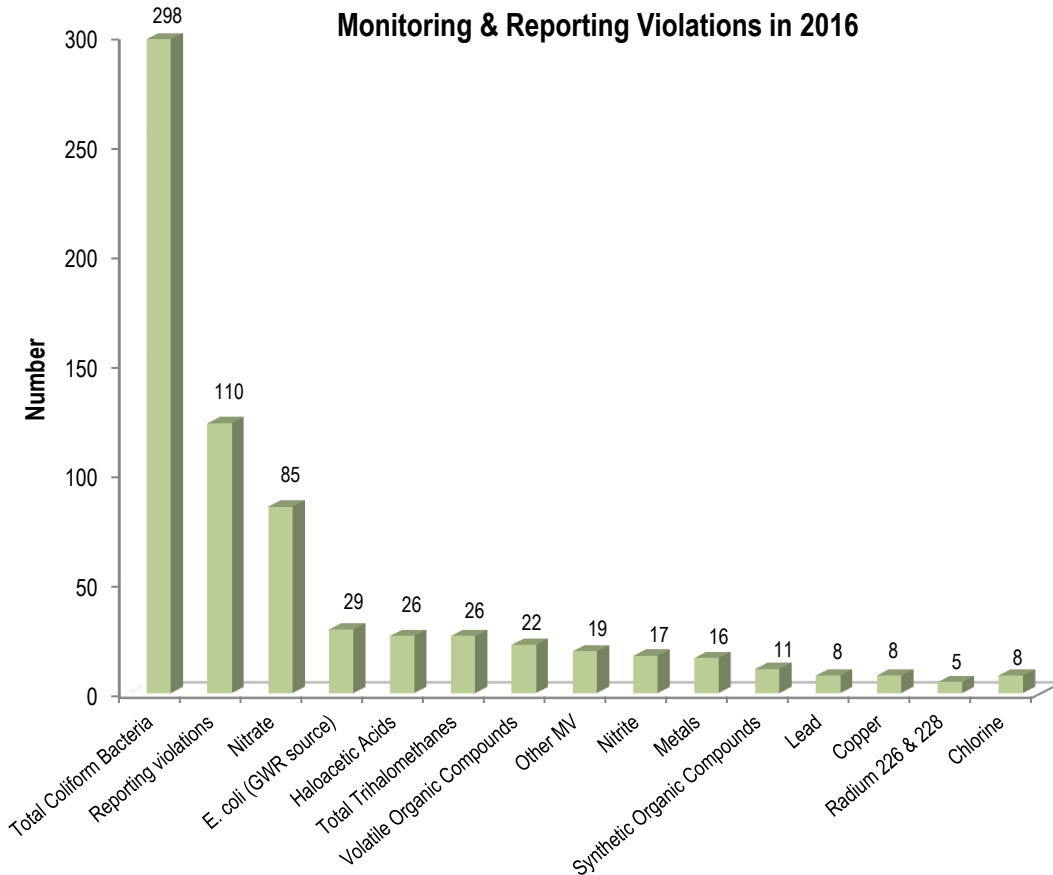
The map depicts the health-based standard violations that occurred in 2016 at Iowa’s PWS, with the number of violations denoted by size of the marker. Three common violations are shown separately; the remaining violations are grouped together as “other.”



Compliance with Monitoring & Reporting Requirements

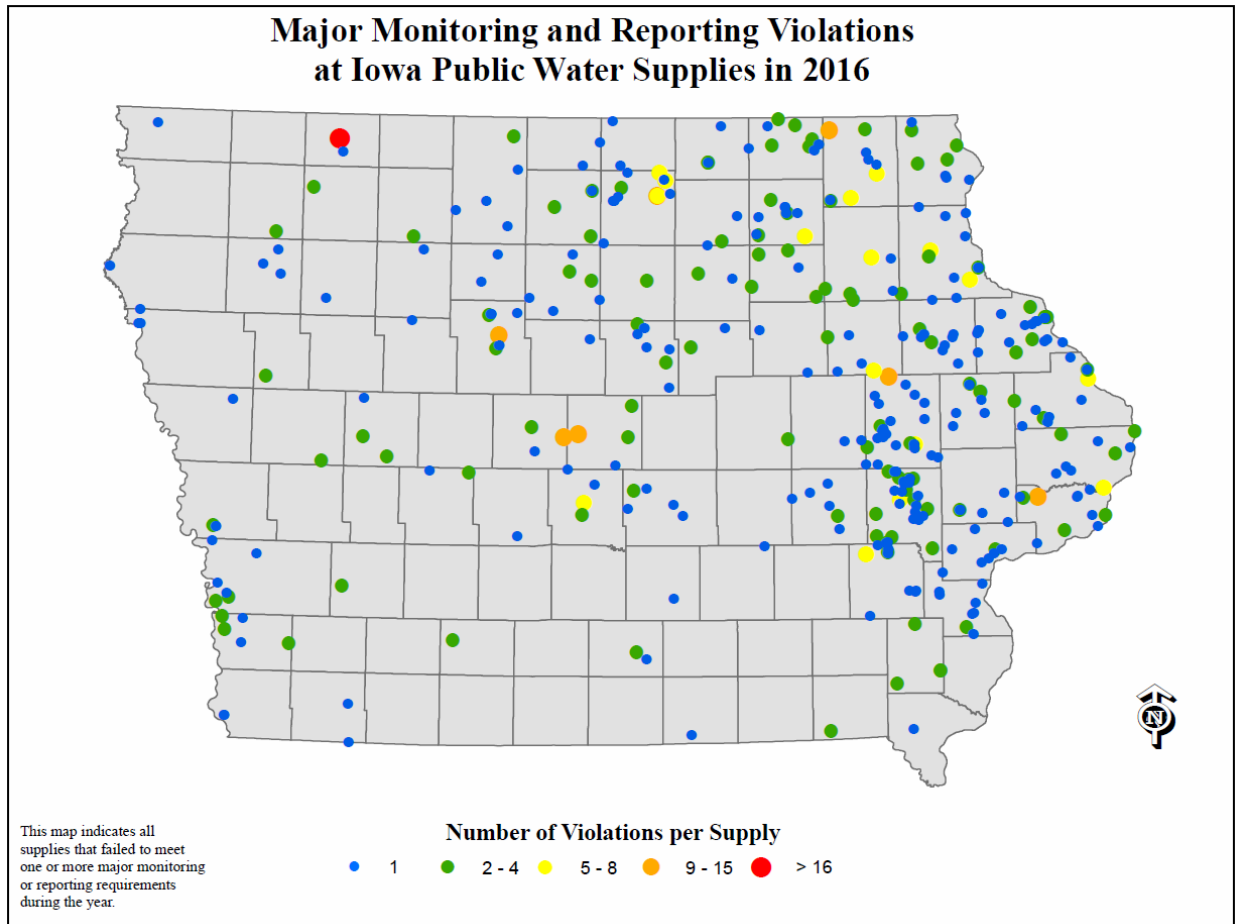
A major monitoring violation is incurred when a required sample is not collected for a specific contaminant.

- Over 2.73 million people regularly received water from Iowa systems that complied with all major monitoring and reporting requirements.
- Major monitoring and reporting requirements were met by 80.4% of the 1,847 regulated public water supply systems.
 - There were 570 major monitoring violations in 2016 at 289 systems.
 - At least one reporting violation was incurred by 104 systems, for a total of 123 reporting violations.
- The monitoring and reporting violations are shown on the following chart, along with the number each contributed to the total number of monitoring and reporting violations.



2016 Major Monitoring & Reporting Violations Map

This map depicts the systems in Iowa that incurred a major monitoring or reporting violation in 2016. The system that incurred the most monitoring/reporting violations in 2016 had 32 monitoring/reporting violations.



The National Public Drinking Water Program: An Overview

The United States Environmental Protection Agency (EPA) established the Public Water System Supervision Program under authority of the 1974 Safe Drinking Water Act (SDWA), which was most recently amended in 1996.

- To ensure the water is safe for human consumption, EPA sets national limits on allowable contaminant levels in public water supply systems. These limits are known as maximum contaminant levels and maximum residual disinfectant levels.
- Because certain contaminants are difficult to measure, EPA establishes treatment techniques or action levels in lieu of maximum contaminant levels to control unacceptable levels of those specific contaminants in public drinking water.
- EPA specifies how often systems must monitor for contaminants and requires those monitoring results be reported to the state. Generally, the larger the population, the more frequent the monitoring and reporting requirements.
- EPA requires systems to notify the public they serve when violations of the drinking water regulations occur. Public notification must include a clear and understandable explanation of the nature of the violation, potential adverse health effects resulting from the violation, steps the system is taking to correct the violation, and the availability and necessity of using alternative water supplies until the violation is corrected.
- EPA also has requirements for certification of water distribution and water treatment operators, environmental laboratory certification, and development of systems' technical, financial, and managerial capacity, to ensure that systems are properly operated.

The SDWA applies to all 50 States, the District of Columbia, Native American Indian Lands, Puerto Rico, the Virgin Islands, American Samoa, Guam, and the Commonwealth of the Northern Mariana Islands.

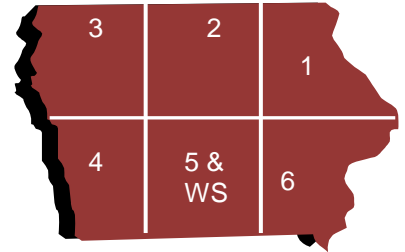
The SDWA allows States and Territories to seek EPA approval to administer the Public Water Supply Supervision Program within their state or territory, which is called primacy. To receive primacy, States must meet certain requirements set forth in the SDWA regulations, including adoption of drinking water regulations which are at least as stringent as federal regulations, and must demonstrate that the state or territory can enforce the program requirements. Of the 56 states and territories, all but Wyoming and the District of Columbia have primacy. The EPA Regional Offices administer the PWSS programs within those two jurisdictions.

Native American tribes must meet the same requirements as a state in order to receive primacy. EPA currently administers PWSS Programs on all Indian lands except the Navaho Nation. The three public water supplies operated by Native American tribes in Iowa have not received primacy and are overseen directly by EPA Region 7 (Lenexa, KS): Winn-A-Vegas Casino in Sloan; Blackbird Bend Casino in Onawa; and, the Sac & Fox Community in Tama.

EPA regional offices report to the states any enforcement actions taken by EPA within their jurisdiction. All SDWA data for a state is stored in an electronic database called the Safe Drinking Water Information System (SDWIS). At the federal level, this database contains an inventory of public water supply systems and violation records. States have additional computer systems to augment the required functions of the SDWA program.

The Iowa DNR Drinking Water Program Components

The Iowa public drinking water program has the following responsibilities, conducted by staff located centrally in Des Moines (Water Supply and Region 5), as well as in six other cities around the state: Manchester (Region 1), Mason City (Region 2), Spencer (Region 3), Atlantic (Region 4), and Washington (Region 6). The offices are shown on the map at the right.



On-Site Inspection

- conducts site surveys for well and treatment facility placement,
- along with contracted county health departments, inspects every public water supply system in the state at least every five years (three years for community water systems), which includes examination of the operation and maintenance of the entire system,
- ensures systems address significant deficiencies identified during onsite inspections,
- reviews monthly operation reports,
- provides technical assistance to water supply operators,
- responds to complaints from the public,
- provides emergency response to spills that may threaten water resources, and
- provides assistance to public water supply systems during disaster events.

Operation Permitting

- issues the operation permits for each system at least every three years, which lists the system-specific monitoring, operation, and reporting requirements,
- provides technical assistance to water supply operators,
- monitors the compliance by each system with the drinking water program requirements, and
- prepares violation notices, compliance schedules, and enforcement actions.

Construction Permitting

- issues construction permits for projects,
- reviews preliminary engineering reports and viability assessments, and
- assists systems and consulting engineers in selecting various treatment technologies for specific water quality problems.

Water Allocation and Use Permitting

- allocates and tracks the withdrawal of water from Iowa's aquifers and surface waters,
- issues and renews water use permits that are effective for ten years, and
- reviews water conservation plans.

Drinking Water Operator Certification

- evaluates qualifications of the applicants to determine eligibility for examination,
- certifies operators that successfully complete an electronic exam, and
- renews certification every two years of operators that earn continuing education units.

Environmental Laboratory Certification

- certifies laboratories that analyze compliance samples under the SDWA, and

- contracts with the State Hygienic Laboratory to inspect environmental laboratories every two years and check the accuracy of annual proficiency testing samples.

Drinking Water State Revolving Loan Program (DWSRF)

- makes low-interest loans to drinking water systems for construction of drinking water sources, treatment, storage and distribution systems to ensure public health and provide safe drinking water,
- conducts environmental reviews, and,
- if there are more requests than funding, scores and ranks applications based on whether the projects addresses health risks, rule compliance, and infrastructure needs, including criteria for loan eligibility. Since 2000, the average annual binding loan commitment amount has been \$44 million for an annual average of 33 projects. From SFY 2000 – SFY 2017, approximately \$753 million has been provided in loans to Iowa's public water supply systems for 558 drinking water projects.

Iowa also provides a variety of assistance to public water systems through the following programs, funded through the state revolving loan fund set-asides:

- **Capacity Development** The department continues to implement a capacity development (also called viability assessment) strategy to improve the financial, technical, and managerial capabilities of all public water systems. New systems must be considered viable before they start construction and begin operating. Existing systems are required to conduct self-assessments based upon various performance factors and may need to work with the department on areas determined to be deficient in order to retain viable status. The department has an e-mail newsletter, the Water Supply Listserv, written for operators on relevant topics of the day. The listserv is sent at least monthly to the subscribers, which numbered 5,637 people at the end of December 2016.
- **Area Wide Optimization Program (AWOP)** In 2006, the department began participating in the AWOP program, a national program designed to assist public water system operators in optimizing the performance of their existing treatment facilities, as part of the state's capacity development strategy. The current focus is on comprehensive performance evaluation training, which will be conducted jointly with Kansas in 2017 and 2018.
- **Source Water Protection** The first step in a multiple-barrier approach to drinking water protection is preventing contamination of drinking water sources. The source water delineation and contaminant source inventory assessments for new public water sources continued in 2016, which the systems may then use to develop their system-specific source water protection plans. In the latter half of 2016, a one-year raw water monitoring project at surface water and influenced groundwater treatment plants was begun. The purpose of the project was to determine the level of the total microcystin in the raw water sources, and to determine if the system's treatment processes were able to remove the toxin. Microcystin is one of the cyanobacteria toxins that has caused drinking water alerts in other states.
- **Technical Assistance Contracts** The department administers contracts for projects that provide technical assistance to water operators and to systems serving fewer than 10,000 persons.

Iowa's Public Water Supply Systems

Definition of a Public Water Supply System (PWS)

A public water supply system is a system that provides water to the public for human consumption, which includes drinking, handwashing, bathing, ice-making, dishwashing, food preparation, etc. The system must have at least 15 service connections or regularly serve an average of at least 25 individuals daily at least 60 days out of the year. An example of a system that is not a public water supply would be a well serving a farmstead or rural home with 6 residents, which is considered to be a private water supply.

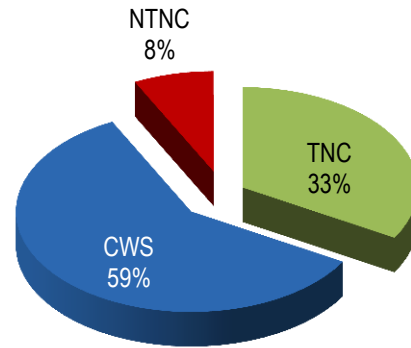
A public water supply system (PWS) is further classified as a community water system, a non-transient non-community system, or a transient non-community system.

- A **community water system (CWS)** is a PWS that meets the above definition for year-round residents. Examples of CWSs include municipalities, unincorporated towns, subdivisions, and mobile home parks.
- A **non-transient non-community water system (NTNC)** is a PWS that regularly serves at least 25 of the same people four hours or more per day, for four or more days per week, for 26 or more weeks per year. Examples of these systems are schools, day-care centers, factories, and offices. Other service-oriented businesses, such as hotels, resorts, hospitals, and restaurants, are classified as NTNCs if they employ 25 or more people and are open for 26 or more weeks of the year.
- A **transient non-community water system (TNC)** is a PWS other than a CWS or NTNC that regularly serves at least 25 individuals daily at least 60 days out of the year. Examples of TNCs are highway rest areas, bars, restaurants with fewer than 25 employees, golf courses, camps, and parks.

Public Water Supply Systems in Iowa

Number of Systems and Population Served

In 2016, over 2.82 million Iowans were served by community public water supplies, or 92.4% of the total state population (2010 census of 3,046,355), with the remaining 7.6% of the population served by private water supplies. Iowa's 1,847 public water supply systems in 2016 included 1,094 CWS, 137 NTNC, and 616 TNC systems. The map depicting all of Iowa's active public water supply systems in 2016 is shown on the next page.



System Size

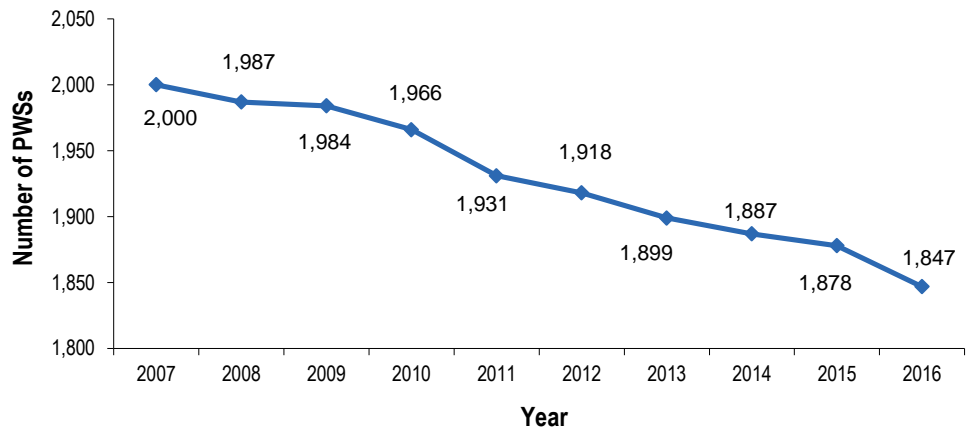
Iowa is a small-system state, as indicated in the following table, with 93% of our systems each serving fewer than 3,300 people.

Population Served	EPA Classification	Number of Iowa PWS	Percentage of Total Number of PWS	Total Population Served
25 – 500	Very Small	1,285	69.6	178,544
501 – 3,300	Small	429	23.2	517,037
3,301 – 10,000	Medium	87	4.7	490,127
10,001 – 100,000	Large	43	2.3	1,248,752
Over 100,000	Very Large	3	0.2	498,422
Total		1,847	100.0	2,932,882

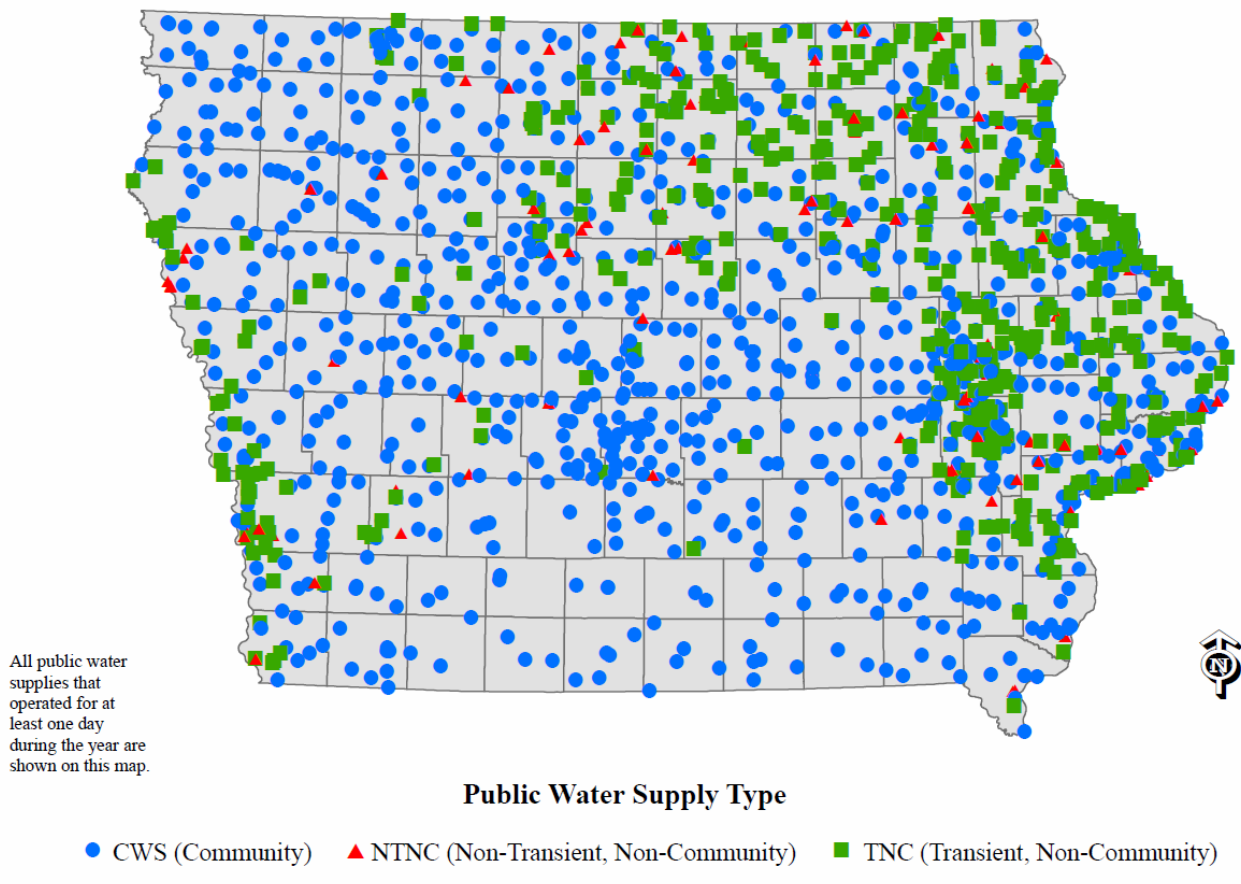
In 2016, the number of public water supply systems in Iowa continued a downward trend from 2006. Any system that was active for a single day during the year is included in that year's total.

The reasons for the trend include connection of systems with rural water systems or municipalities, and non-community systems that close, no longer meet the minimum population thresholds in the definition of a public water supply system of serving 25 people at least 60 days in the year, or no longer serve water to the public.

Number of Regulated Iowa PWSs: 2007 - 2016



Active Public Water Supplies in 2016



System Source Water

Iowa's drinking water is obtained from three sources:

- Groundwater from deep or shallow wells,
- Surface water from rivers, lakes, and reservoirs, and
- Groundwater that is under the direct influence of surface water as determined through testing by the presence of insects, bacteria, algae, pathogens, and/or significant and relatively rapid shifts in physical and chemical water characteristics.

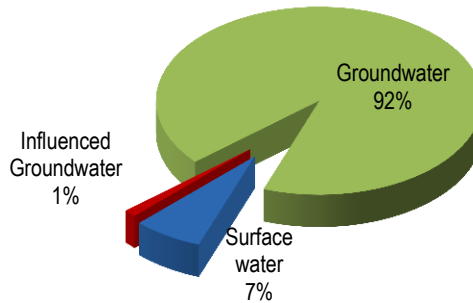
Since a PWS can use any combination of water sources in its system, the PWS is classified by the source that is most vulnerable to contamination. Surface water systems are the most vulnerable to contamination, followed by influenced groundwater systems. Systems using surface water or influenced groundwater sources have more complex operational and monitoring requirements than do groundwater systems, because of the greater treatment requirements of their source water.

As indicated in the following tables, 92% Iowa's systems are served by groundwater sources, which serve 55% of the population. Surface water and influenced groundwater sources are used in the remaining 8% of systems, and serve 45% of the population.

Source of Water	Number of PWS	Percentage of Total PWS	Percentage of Total Population Served
Surface water	128	6.9	36.2
Influenced Groundwater	23	1.2	9.1
Groundwater	1,696	91.8	54.6

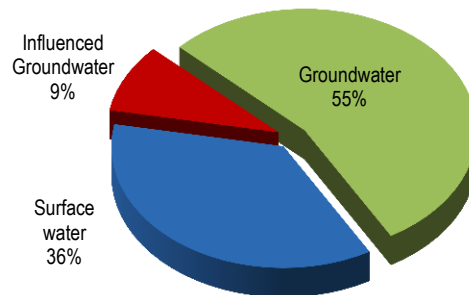
System Source Water in Iowa:

Most of Iowa's public water supply systems are supplied by groundwater.



Population Served by the various Source Waters:

Even though 92% of Iowa's systems use only groundwater sources, those systems serve only 55% of the population served by public water supply systems. The more populated areas of the state are generally served by surface water or influenced groundwater sources.



Maximum Contaminant Levels (MCLs) and Maximum Residual Disinfectant Levels (MRDLs)

All systems classified as public water supplies are required to test periodically for coliform bacteria, nitrate, and nitrite. Inorganic and organic chemical testing are only required in community and non-transient non-community systems. With the exception of chlorine, chloramines, chlorine dioxide, and confirmed total coliform bacteria, the contaminants are regulated by a specific maximum contaminant level (MCL). An MCL is defined as the maximum permissible level of a contaminant in water that is delivered to any user of a PWS. Chlorine, chloramines, and chlorine dioxide are regulated by a maximum residual disinfectant level (MRDL), defined as the level of a disinfectant added for water treatment that may not be exceeded at the consumer's tap without an unacceptable possibility of adverse health effects. The presence of confirmed total coliform bacteria triggers the requirement for a self-assessment by the system, which if not conducted within the prescribed timeframe, is a treatment technique (TT) violation.

With both the MCL and MRDL, if the drinking water meets that limit for a specific contaminant, it is considered to be safe. Monitoring frequencies are increased if a contaminant is found, and ultimately the system is required to resolve situations when the water is determined to not meet the standards.

In this section, the requirements for each group of contaminants are described, including the type of violation, common sources of contamination, specific health effects, how a violation is incurred, and how the system returns to compliance. The rules pertaining to MCLs and MRDLs are listed in the Iowa Administrative Code 567—Chapters 40, 41, 42, and 43.

Contaminants posing an immediate risk to human health (“acute”)

There are four regulated contaminants that may pose an immediate, or acute, risk to human health if they are found in drinking water: *E. coli*, nitrate, nitrite, or chlorine dioxide.

***E. coli* Bacteria—567 IAC 41.2(1)**

Sources of Contamination: Total coliform bacteria are common in the environment and are generally not harmful themselves. The presence of *Escherichia coli* (*E. coli*) in drinking water is serious because the bacteria are usually associated with sewage or animal waste. The presence of these bacteria in drinking water generally is a result of a problem with the water treatment or the pipes which distribute the water, and indicates that the water may be contaminated with organisms that can cause disease.

Health Effects: At greatest risk are children, pregnant women, infants, elderly persons, and persons with compromised immune systems. Disease symptoms may include diarrhea, cramps, nausea, headaches, and fatigue. Chlorinating the drinking water will provide disinfection. Boiling water from the tap is also an effective method of sterilizing the drinking water.

Acute MCL: When total coliform bacteria are present in any sample, that sample is also analyzed for *E. coli*. Any confirmed *E. coli* sample is a violation of the MCL for *E. coli* bacteria. To meet this MCL, all drinking water samples must be free from these bacteria.

Violation: A PWS incurs a violation when the MCL is exceeded in any one monthly or quarterly compliance period. A violation of the *E. coli* bacteria MCL is an acute violation and public notification must be started within 24 hours of notification of the violation.

Compliance Achieved: The system returns to compliance after two consecutive monitoring periods in which all required samples are collected as directed and all analytical results are negative.



Nitrate and Nitrite—567 IAC 41.3

Source of Contamination: Nitrate and nitrite contamination can occur from several sources: the natural decay of organic materials such as leaves and crop residue, use of commercial fertilizers, contamination by human sewage and wastes from farm animals, and the nitrification of ammonia in the treatment and distribution system.

Health Effects: Excessive levels of nitrate and nitrite in drinking water can cause serious illness and sometimes death in infants less than six months of age. Nitrate converts to nitrite, which interferes with the oxygen-carrying capacity in the child's blood (methemoglobinemia or blue-baby syndrome). This is an acute disease because symptoms can develop rapidly in infants. In most cases, health deteriorates over a period of days. Symptoms include shortness of breath and blueness of the skin. Expert medical advice should be sought immediately if these symptoms occur. Elevated nitrate and nitrite levels may also cause adverse health effects in pregnant women through the risk of miscarriage and in people with specific metabolic diseases that increase the risk of methemoglobinemia. Boiling the water should not be done, since it will only concentrate the nitrates and nitrites. Alternative sources of water should be used, such as Food and Drug Administration-approved bottled drinking water with low levels of nitrate clearly listed on the label.



Acute MCL: The MCL for nitrate is 10 mg/L as N and the MCL for nitrite is 1.0 mg/L as N.

Violation: A system incurs a violation when the MCL is exceeded in any one compliance period, assigned either as a monthly, quarterly, or annual requirement. Violation of the nitrate or nitrite MCL is an acute violation.

Compliance Achieved: The system returns to compliance after two consecutive months in which all required samples are collected as directed and all analytical results are below the MCL.

Chlorine Dioxide—567 IAC 41.6

Source: Chlorine dioxide is a chemical added to drinking water for the purposes of microbial disinfection and oxidation of dissolved organic carbon to reduce formation of disinfection byproducts.

Health Effects: Some infants and young children who drink water containing chlorine dioxide in excess of the MRDL could experience nervous system effects. Similar effects may occur in the fetuses of pregnant women who drink water containing chlorine dioxide in excess of the MRDL. Some people may experience anemia. Violations of the chlorine dioxide standard within the distribution system may harm human health based on short-term exposures. Certain groups, including fetuses, infants, and young children, may be especially susceptible to nervous system effects from excessive chlorine dioxide exposure.

Acute MRDL: The MRDL for chlorine dioxide is 0.8 mg/L as ClO₂, and only applies to those systems using chlorine dioxide in their treatment processes. An acute MRDL occurs when too much of the chlorine dioxide is applied during the treatment process at the treatment plant.

Violation: A system incurs an acute violation when the daily monitoring results in the distribution system exceeds the MRDL on the day following an elevated chlorine dioxide level at the entry to the distribution system.

Compliance Achieved: The system returns to compliance after two consecutive months in which all required samples are collected as directed and all analytical results are below the MCL.

Contaminants posing a long-term risk to human health (“chronic” or “non-acute”)

Inorganic Chemicals—567 IAC 41.3 (not including lead & copper)

Source of Contamination: Inorganic contaminants can leach into drinking water after dissolving from naturally-occurring minerals in the ground, or from runoff from industrial sources or landfills. Chlorite and bromate are byproducts of disinfection.

Health Effects: These contaminants may damage organs such as the kidneys and liver, damage the cardiovascular system and central nervous system, and are sometimes associated with high blood pressure and cancer. High levels of fluoride may cause dental and skeletal fluorosis.

Non-Acute MCL: Compliance with the MCL is determined based upon the sampling frequency:

- For systems collecting a sample every month or quarter, compliance with the MCL is determined using a running annual average.
- For systems collecting a sample annually or longer in frequency, compliance with the MCL is determined using the average of the initial sample and a confirmation sample.

Compliance with the chlorite requirements for systems using chlorine dioxide is determined from both source/entry point and distribution system samples.

Violation: A PWS incurs a violation when the MCL is exceeded in the average of the required samples.

Compliance Achieved: The system returns to compliance after two consecutive monitoring periods in which all required samples are collected as directed and all analytical results are below the MCL.

Organic Chemicals—567 IAC 41.5 and 41.6

Organic chemicals are classified as a volatile organic chemical [VOC] or a synthetic organic chemical [SOC].

Sources of Contamination: Organic contaminants come from petroleum solvents, paint removers, degreasers, cleaning fluids, pesticides, gasoline, electrical transformers, manufacturing processes, chemical production, byproducts from disinfection, and the production of plastics. Agricultural runoff, improper waste disposal, and improper handling and storage techniques contribute to drinking water contamination via percolation of the contaminant through the soil into the groundwater.



Health Effects: These contaminants may damage organs such as the heart, liver, and kidneys, damage the central nervous and immune systems, and cause cancer.

Non-Acute MCL: Compliance with the MCL is determined based upon the sampling frequency:

- For systems collecting a sample annually or longer in frequency, compliance with the MCL is determined using the average of the initial sample and a confirmation sample.
- For systems collecting a sample every quarter, compliance with the MCL is determined using a running annual average.

For contaminants with an established Health Advisory (HA) level but no established MCL, the PWS is required to conduct public notification each quarter in which the HA is exceeded.

Violation: A PWS incurs a violation when the MCL is exceeded in the average of the required samples.

Compliance Achieved: The system returns to compliance after two consecutive monitoring periods in which all required samples are collected as directed and all analytical results are below the MCL.

Radionuclides—567 IAC 41.8

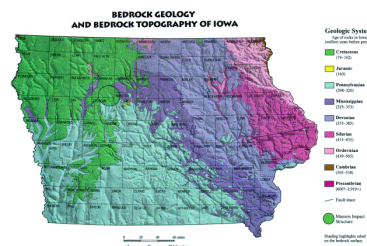
Source of Contamination: Alpha emitters, which include radium and uranium, occur naturally in certain groundwaters in the state due to the geological formations, particularly in the deeper aquifers. Beta emitters are usually the result of manmade sources or activities.

Non-Acute MCL: Compliance with the MCL is determined from the annual average of four quarters of sampling, either four separately analyzed samples or four temporally-composited aliquots in a single analyzed sample.

Health Effects: Radionuclide contaminants may cause cancer.

Violation: A PWS incurs a violation when the MCL is exceeded in the average of the required samples.

Compliance Achieved: The system returns to compliance after two consecutive monitoring periods in which all required samples are collected as directed and all analytical results are below the MCL.



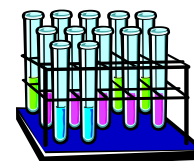
Map courtesy of Iowa Geological Survey

Disinfectants—567 IAC 43.6

Disinfectants are chemicals added to the drinking water during treatment to provide disinfection at the treatment plant and in the distribution system. They are regulated by a maximum residual disinfectant level, MRDL, which is the maximum amount of disinfectant allowed in the system.

Health Effects: Health effects for chlorine and chloramines include irritating effects to the eyes and nose, stomach discomfort, and (chloramine only) anemia. Chlorine dioxide can cause nervous system effects and anemia. Similar effects may occur in fetuses of pregnant women who drink water containing chlorine dioxide in excess of the MRDL.

Non-Acute MRDL: Compliance with the chlorine and chloramine maximum residual disinfectant level (MRDL) is determined from the annual average of twelve months of sampling. Compliance with the chlorine dioxide maximum residual disinfectant level is determined from the comparison of the source/entry point and distribution system samples to the MRDL. Chlorine dioxide can be either an acute (found in the distribution system at levels greater than the MRDL) or a non-acute health risk (only found at the treatment plant at levels greater than the MRDL), depending upon the duration and location of the elevated levels in the system.



Violation: A system incurs a violation for chlorine or chloramines when the MRDL is exceeded in the annual average of the required samples. A non-acute violation is incurred for chlorine dioxide when the source/entry point sample exceeds the MRDL for two consecutive days and the distribution system samples are all below the MRDL.

Compliance Achieved: The system returns to compliance after two consecutive monitoring periods in which all required samples are collected as directed and all analytical results are below the MRDL.



Action Level and Treatment Technique Requirements

Certain systems are required to meet action level and treatment technique requirements. All NTNC and CWS systems are required to comply with the lead and copper action levels. All systems meeting specific criteria are required to comply with the treatment techniques.

In this section, the requirements for each group of contaminants are described, including the type of violation, common sources of contamination, specific health effects, how a violation is incurred, and how the system returns to compliance. If the drinking water from these systems meets the stated requirements, it is considered to be safe.

Action Level (AL) Requirements

Lead/Copper Action Levels—567 IAC 41.4

Action Level Exceedance: Lead and copper are regulated by action levels (AL) rather than MCL standards. Compliance with the action level is based upon the number of samples collected. The lead action level is exceeded if the concentration of lead in more than 10 percent of tap water samples collected during any monitoring period is greater than 0.015 mg/L (i.e., if the "90th percentile" lead level is greater than 0.015 mg/L). The copper action level is exceeded if the concentration of copper in more than 10 percent of tap water samples collected during any monitoring period is greater than 1.3 mg/L (i.e., if the "90th percentile" copper level is greater than 1.3 mg/L). If the action level at the 90th percentile is exceeded for either lead or copper, it represents a long-term risk to health.

Source of Contamination:

- Lead is a common metal found in lead-based paint, household dust, and certain types of pottery, porcelain, and pewter. It can be found in drinking water due to leaching from lead pipes, from lead solder on indoor plumbing, or from brass faucets and fixtures.
- Copper is often used to plumb residential and commercial structures that are connected to water distribution systems. Leaching of copper from these sources can result in contamination of the drinking water.



Health Effects: Infants and children who drink water containing lead in excess of the action level could experience delays in their physical or mental development. Children could show slight deficits in attention span and learning abilities. Adults who drink this water over many years could develop kidney problems or high blood pressure. Copper is an essential nutrient but some people who drinking water containing copper in excess of the action level over many years could suffer liver or kidney damage. People with Wilson's Disease should consult their personal doctor.

Violation: A PWS is out of compliance when the action level is exceeded for either lead or copper in any one compliance period, assigned either as a six-month, annual, or triennial requirement. Once the action level is exceeded, the PWS must collect water quality parameters, conduct a corrosion control treatment study, implement steps to control the corrosive characteristics of the water, and collect additional samples to demonstrate return to compliance with the action level standard.

Compliance Achieved: A system is returned to compliance when the sample results for two 6-month compliance periods are below the action levels for both lead and copper. This can take several years to accomplish due to the time needed to refine corrosion control processes, which is then followed by a year of sampling. Those results must be below the action level before the violation is considered to be compliance achieved.

Treatment Technique Requirements (TT)

EPA established treatment techniques in lieu of MCLs to control unacceptable levels of some contaminants. For example, if a system using surface water or influenced groundwater exceeds the turbidity limit, does not meet the residual disinfectant requirements, or does not meet the disinfection contact time ratio (CT), that system incurs a treatment technique violation. The violation could be either an acute or a non-acute violation, depending upon the specific situation.

Total Inactivation CT Ratio—567 IAC 43.5

All SW/IGW systems must determine their CT value on a daily basis.

- The CT in drinking water is determined by multiplying the disinfectant concentration by the amount of time that the disinfectant is in contact with the water. Each system must achieve a specific CT prior to the treated water entering the water distribution system. The amount of CT required depends on system configuration and water quality parameters, which include the pH and temperature of the water.
- Insufficient CT can allow disease-causing organisms such as *Giardia lamblia* or viruses to survive and thereby be distributed throughout the system.

Health Effects: CT has no health effects, however, insufficient CT levels can allow disease-causing organisms that can cause symptoms such as nausea, cramps, diarrhea, and associated headaches to survive and enter the distribution system.

Violation: A system incurs a treatment technique violation when the CT ratio of actual CT compared to required CT is less than 1.0, and is insufficient.

Compliance Achieved: A system is returned to compliance when the CT ratio is sufficient and the residual disinfectant requirements have been met. The violation could be returned to compliance in the following month, or the time period could be longer, depending upon the action needed to correct the violation.

Disinfection Byproduct Precursor Removal—567 IAC 43.6

All SW/IGW systems using conventional filtration treatment must determine the removal percentage of disinfection byproduct precursors (organic carbon) on a monthly basis. Failure to remove an adequate percentage is a treatment technique violation. There are alternative compliance criteria that may be used by the system if it is unable to remove the required percentage of total organic carbon. Compliance is determined on running annual average.

Health Effects: Total organic carbon has no health effects, however, it provides a medium for the formation of disinfection byproducts. These byproducts include trihalomethanes and haloacetic acids. Drinking water containing these byproducts in excess of the MCL may lead to adverse health effects, liver, or kidney problems, or nervous system effects, and may lead to an increased risk of getting cancer.

Violation: A system incurs a treatment technique violation when the precursor removal percentage is insufficient and an alternative compliance criteria cannot be used.

Compliance Achieved: A system is returned to compliance when it can meet the precursor removal requirements.

Groundwater Rule—40 CFR 141.400

All public water systems using groundwater (excluding IGW systems in Iowa) are required to comply with the federal Groundwater Rule. This rule requires microbial source water monitoring for groundwater systems that do not treat all of their water to a level of at least 99.99% (4-log) virus inactivation or removal. Influenced groundwater systems already meet the requirements of this rule because of the mandatory treatment requirements for that source water type. A positive routine total coliform bacteria sample in the

distribution system triggers monitoring of the source water in each well that reasonably could have contributed to the positive sample. The source water sample is then analyzed for one of three fecal indicator organisms: *E. coli*, coliphage, or *Enterococci*. Significant deficiencies determined during a sanitary survey must be addressed and corrected within specified timeframes. Systems using approved 4-log virus inactivation or removal treatment in lieu of triggered source water monitoring must also conduct additional disinfectant residual compliance monitoring.

Health Effects: Persons at greatest risk to ill effects from microbial infection are children, pregnant women, infants, elderly persons, and persons with compromised immune systems. Disease symptoms may include diarrhea, cramps, nausea, headaches, and fatigue.

Violation: A system incurs a treatment technique violation when there is a failure in the 4-log virus inactivation treatment or when a significant deficiency in the system is not addressed and corrected within the specified timeframes.

Compliance Achieved: A system is returned to compliance when it meets the required treatment criteria and addresses any significant deficiency that triggers a violation.

Mandatory Treatment—567 IAC 43.2(5)

A system may be required to use a specific treatment process in order to comply with the MCL for a given contaminant, such as arsenic, coliform bacteria, fluoride, nitrate, or radionuclides. Failure to use that treatment on a continuous basis or as otherwise required in the system's operation permit, is a treatment technique violation.

Health Effects: The health effects are those that are caused by the specific contaminant for which the treatment was required.

Violation: A system incurs a treatment technique violation when the required treatment is not used.

Compliance Achieved: A system is returned to compliance when the treatment is used and all requirements have been met. The violation could be returned to compliance in the following month, or the time period could be longer, depending upon the action needed to correct the violation.

Residual Disinfectant (minimum)—567 IAC 43.5

All SW/IGW systems must provide disinfection to provide inactivation or removal of 99.9% *Giardia lamblia* cysts and 99.99% viruses. The chlorine residual in drinking water is a measure of the amount of available chlorine in the water. It also allows the maintenance of an effective disinfectant agent throughout the distribution system.

- The disinfectant entering the distribution system cannot be lower than 0.3 mg/L free residual chlorine for more than four hours.
- The disinfectant within the distribution system, measured as total chlorine, combined chlorine, or chlorine dioxide, cannot be undetectable in more than 5% of the samples each month for any 2 consecutive months. This also applies to heterotrophic plate counts (HPC) which can be measured in lieu of disinfectant monitoring. The HPC must be less than or equal to 500 colony forming units per milliliter of sample in order to have acceptable disinfectant residual.

Health Effects: Insufficient levels can allow disease-causing organisms that can cause symptoms such as nausea, cramps, diarrhea, and associated headaches to survive and enter the distribution system.

Violation: A system incurs a treatment technique violation when the minimum required residual disinfectant levels are not maintained.

Compliance Achieved: A system is returned to compliance when the residual disinfectant requirements have been met. The violation could be returned to compliance in the following month.

Surface Water Treatment Rule, Interim Enhanced Surface Water Treatment Rule, and Long-term 1 Enhanced Surface Water Treatment Rule—567 IAC 43.5, 43.9, and 43.10

This rule establishes criteria under which water systems supplied by surface water (SW) or groundwater under the direct influence of surface water (IGW), must filter and disinfect the water during the treatment process. These required treatment techniques are in addition to the other requirements of groundwater systems. All SW/IGW systems have filtration treatment in Iowa.



Treatment Techniques: For purposes of this report, treatment techniques are specified for SW/IGW systems to reduce or remove contaminants that must be monitored at the system and cannot be feasibly or economically measured in a laboratory. The definition of a treatment technique is a treatment process that leads to a reduction in the level of a contaminant sufficient to meet drinking water standards. Examples of treatment techniques for SW/IGW systems are turbidity removal, maintenance of an adequate disinfectant residual, and sufficient disinfectant contact time.

Total Coliform Bacteria—567 IAC 41.2(1)

All public water supply systems must comply with the total coliform bacteria monitoring rules. If a sample is confirmed positive for *E. coli*, it results in an acute *E. coli* MCL violation. If a sample is confirmed positive for total coliform only, it triggers a self-assessment of the entire system by the owner or operator, which is called a Level 1 assessment. Failure to complete or submit that assessment within the required timeframe is a TT violation. There are other scenarios when a TT violation is incurred, such as failure to fix the sanitary defect as scheduled.

Source of Contamination: Total coliform bacteria are common in the environment and are generally not harmful themselves, but their presence in drinking water is serious because it indicates a pathway of contamination. The presence of these bacteria in drinking water generally is a result of a problem with the water treatment or with the pipes which distribute the water, and indicates that the water may be contaminated with organisms that can cause disease.

Health Effects: At greatest risk are children, pregnant women, infants, elderly persons, and persons with compromised immune systems. Disease symptoms may include diarrhea, cramps, nausea, headaches, and fatigue. Chlorinating the drinking water will provide disinfection. Boiling water in the home is also an effective method of sterilizing the drinking water.

Level 1 Assessment: Compliance with the total coliform bacteria standard is determined by the presence or absence of total coliform bacteria in a sample. Any confirmed total coliform sample, with no detection of *E. coli*, triggers the system to conduct a Level 1 Assessment, to find any significant deficiency in their system and to fix any deficiency that is found.

Violation: A system incurs a violation when the trigger is exceeded in any one compliance period assigned either as a monthly or quarterly requirement and the system fails to conduct the Level 1 Assessment. The violation is a treatment technique violation.

Compliance Achieved: The system returns to compliance after any found defect is repaired followed by two consecutive monitoring periods in which all required samples are collected as directed and all analytical results are negative for coliform bacteria.

Turbidity—567 IAC 43.5, 43.9, and 43.10

Treatment Technique: All SW/IGW systems, regardless of size, must meet the treatment techniques for turbidity. Turbidity, or cloudiness, of drinking water is a measure of the tiny particles suspended in the water that can interfere with disinfection and testing for bacteria. It can also prevent maintenance of an effective

disinfectant residual throughout the distribution system. Systems are required to remove 99% (2-log) of the *Cryptosporidium* oocysts through filtration. In addition, systems using conventional or direct filtration must meet the following two treatment techniques for turbidity:

- the turbidity level of representative samples of a system's filtered water must be less than or equal to 0.3 NTU in at least 95% of the measurements taken each month, and
- no single sample result may exceed 1 NTU.

Sources of Contamination: The major source of turbidity contamination is soil runoff.

Health Effects: Turbidity by itself has no health effects. However, turbidity can interfere with disinfection and provide a medium for microbial growth. Turbidity may indicate the presence of disease-causing organisms such as bacteria, viruses, and parasites such as *Giardia lamblia* and *Cryptosporidium* that can cause symptoms such as nausea, cramps, diarrhea, and associated headaches, and can result in death.



Violation: A PWS incurs a treatment technique violation when either standard is exceeded in any month.

Compliance Achieved: A system is returned to compliance when turbidity results consistently meet the standards.



Chlorine and polyphosphate feedpoints on raw water line



New fire hydrant as part of upgraded distribution system

Violation Data for Health-based Standards: MCL, MRDL, AL, and TT

Approximately 2.69 million people received water served by Iowa public water supply systems in 2016 that complied with all health-based standards, including MCL, MRDL, AL, and TT standards. In 2016, 91.4% of the population served by community public water supply systems received water that met all drinking water standards adopted by the department, which was virtually the same as in 2015.

Of the 1,847 regulated PWSs in Iowa, 95.4% were in compliance with all MCL, MRDL, AL, and TT standards. There were 84 PWSs that had at least one violation of an MCL, AL, MRDL, or TT standard. There were 140 violations of thirteen contaminants and seven treatment techniques in 2016, as indicated in the following table. The most frequent standard that was not met in Iowa in 2016 was combined radium 226/radium 228.

Analyte	Number of PWS	Number of Violations	Percentage of the Total Number of Violations	Number of Samples Collected in 2016	System Population*
Arsenic	2	4	2.9	206	88
Benzene	1	4	2.9	111	28
Chlorite	1	1	0.7	367 (CL)	1,635
Coliform Bacteria, Total	8	6	5.7	53,373	292
Coliform Bacteria: Failure to conduct a Level 1 Assessment TT	14	15	10.7	Not applicable	9,681
Copper action level	9	11	7.9	3,636	11,117
CT Ratio treatment technique	2	14	10.0	Not applicable	87,080
<i>E. coli</i>	7	7	5.0	26,868	878
Gross alpha, excluding Rn & U	2	8	5.7	195	970
Groundwater Rule treatment technique	4	4	2.9	Not applicable	2,928
Haloacetic Acids (5)	1	2	1.0	1,849	8,730
IESWTR Direct Integrity Test TT	1	1	0.7	Not applicable	82,759
Lead action level	11	13	9.3	3,636	5,549
Minimum disinfectant residual TT	3	3	2.1	Not applicable	2,571
Nitrate nitrogen	11	17	12.1	3,591	1,996
Nitrite nitrogen	2	2	1.4	727	1,194
Operation Permit: Failure to meet conditions in a permit TT	1	1	0.7	Not applicable	1,714
Radium 226 & 228	11	19	13.6	244	11,515
Total Trihalomethanes (TTHM)	2	3	2.1	1,981	2,170
Turbidity treatment technique	2	3	2.1	Not applicable	29,943
Total:	84**	140	100%		244,636**

* The population for a system with multiple violations in a single category was only included once in this total.

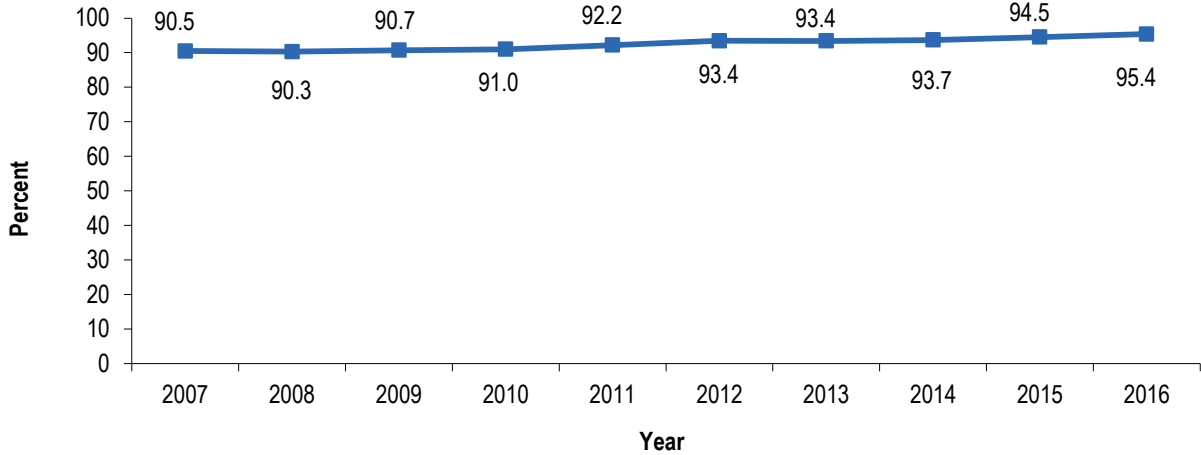
** Each PWS is only included once in the total, even though they may have multiple violations. Likewise, the population of a system is only included once in the system population total, even though multiple violations may have occurred in a system.

The number of public water supply systems in compliance with all health-based standards improved from last year, and is the ten-year high, as shown in the following chart. The average compliance rate over the ten-year period is 92.5%.

A significant change in 2016 was in the Total Coliform Rule. Effective April 1, 2016, the non-acute MCL violation was eliminated and replaced with the requirement to conduct a Level 1 Assessment if the same trigger was met (confirmed total coliform bacteria). The old TCR rule was in effect the first three months, so there were 8 non-acute violations at 6 systems. After April 1st, the Revised TCR (RTCR) was in effect, and

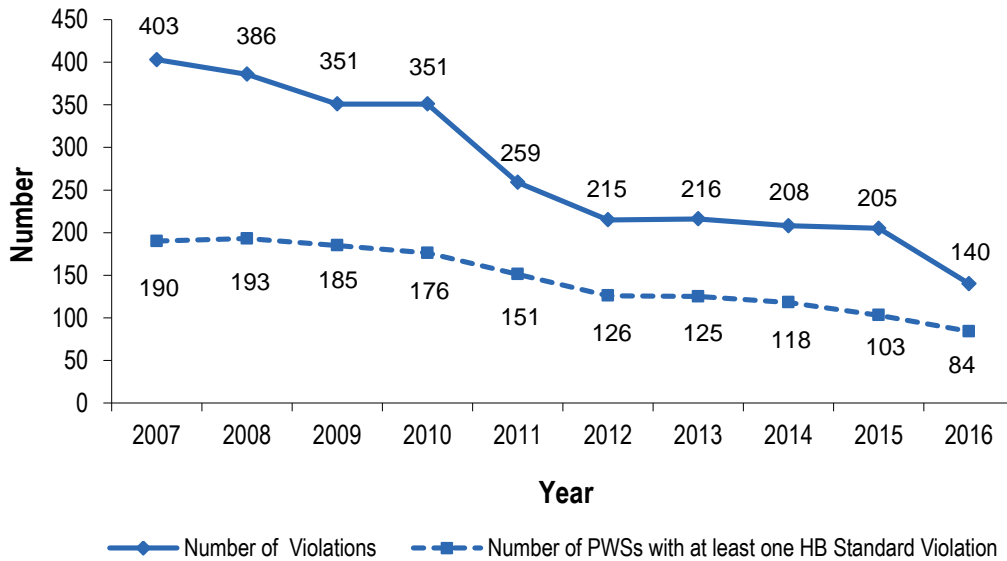
there were 14 systems that failed to conduct the required Level 1 Assessment and received 15 TT violations. If a system conducts the required Level 1 Assessment, there is no violation. The non-acute total coliform violation was typically the most frequent HBS standard violation and was incurred by the most systems.

Percentage of PWS in Compliance with all MCL, AL, TT, & MRDL: 2007 - 2016



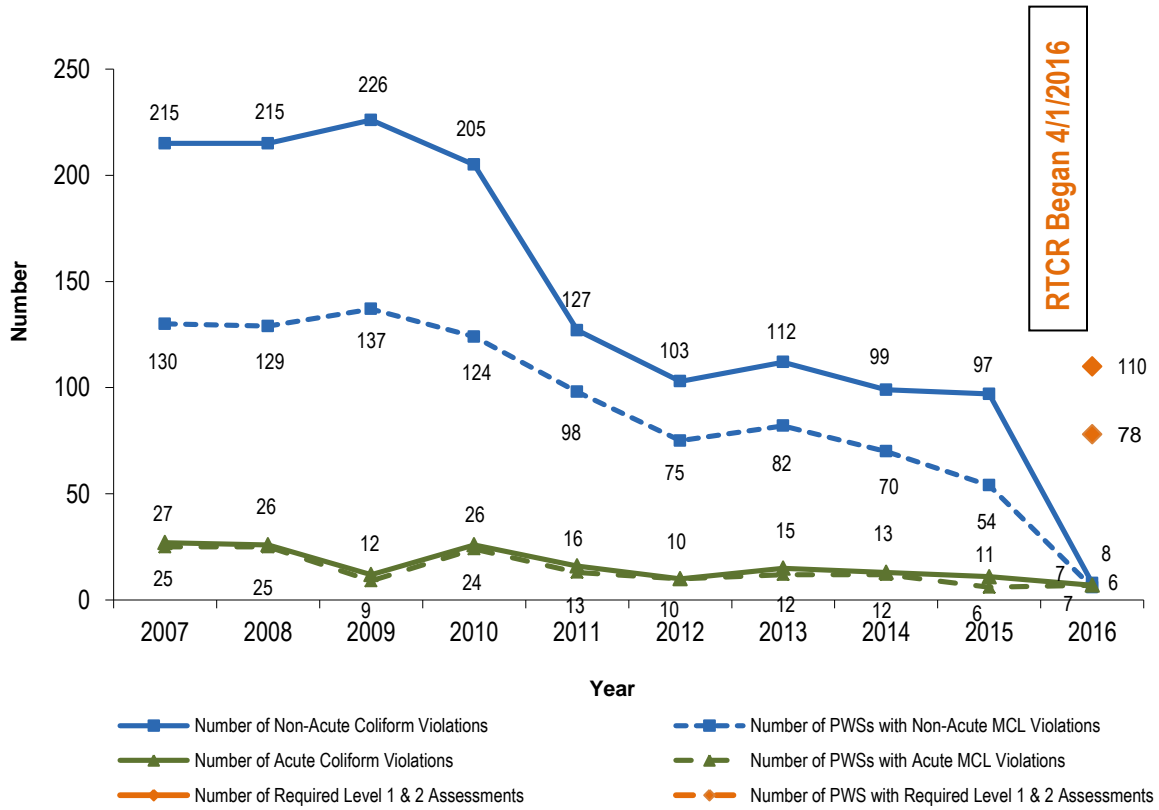
In 2016, both the number of systems with violations of health-based standards and the number of violations continued the trend from 2012, with the lowest levels in the ten-year period. The revision of the TCR is a large part of the decline between 2015 and 2016 since non-acute MCL coliform bacteria violations were eliminated.

Health-Based Standards Violations: 2007 - 2016



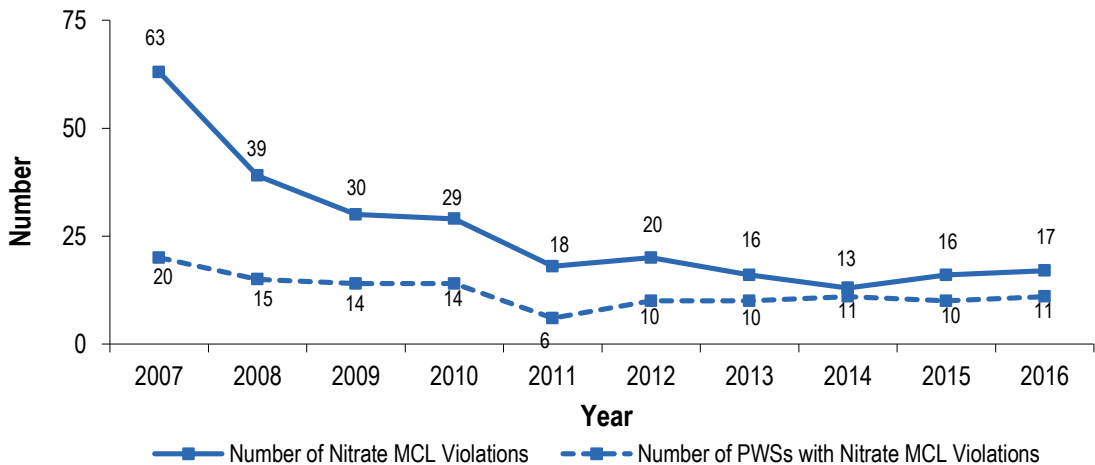
The 2016 coliform bacteria MCL violation data is quite different than 2015, due to the revision of the TCR. If the required Level 1 and 2 Assessments are included (which replaced the non-acute coliform bacteria MCL violation), the numbers are similar between the previous five years. The number of *E. coli* MCL violations is at a 10-year low.

Coliform Bacteria MCL Violations: 2007 - 2016



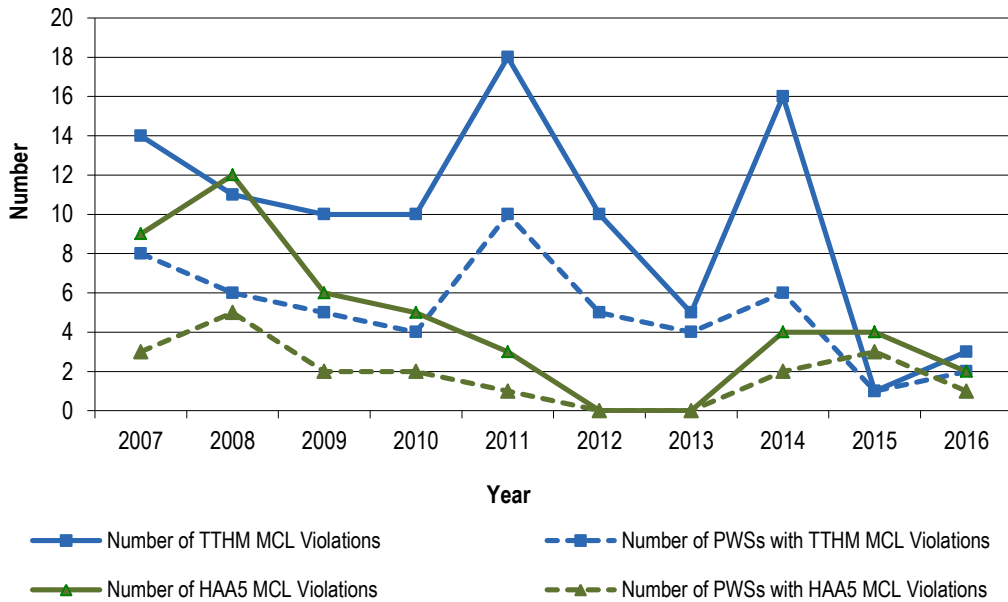
In 2016, the number of nitrate MCL violations and number of systems with violations were very similar to the previous five years.

Nitrate MCL Violations: 2007 - 2016



Under the federal Stage 1 Disinfectants/Disinfection Byproducts Rule (DBPR), large systems were required to start monitoring for disinfection byproducts in 2002, with medium and small systems starting in 2004. Usually a system monitors for a year before an MCL violation can occur, so the first violations began respectively in 2003 and 2005. After peaking in 2005, systems implemented various techniques to reduce the levels of disinfection byproducts formed in the distribution systems. In the last quarter of 2012, the Stage 2 DBPR compliance monitoring calculation changed for the largest system category from a system-wide running annual average to a locational running annual average. The remaining three categories of systems were phased into the new compliance calculation by the second quarter of 2014, and there were increased numbers of violations under the new compliance calculation method. The violations in 2015 and 2016 are very similar, with fewer than four violations for each analyte.

Disinfection Byproduct MCL Violations: 2007 - 2016



Emergency power generators

Violation Data: MCL, MRDL, AL, and TT

Major Monitoring & Reporting Violations

Monitoring and Reporting (M/R) violations for this report were based on the guidelines briefly described in the next table. EPA deems these violations to be classified as major violations. Minor monitoring violations are those in which at least some of the required monitoring was completed. They are not listed in this report. Systems are assigned the monitoring requirements for each contaminant in an operation permit that is issued at least every three years. The monitoring requirements vary by contaminant, from sampling every four hours (turbidity) to sampling once every nine years (inorganic chemicals). The specific requirements are listed in the Iowa Administrative Code (567) Chapters 41, 42, and 43.

Monitoring Guidelines by Rule:

Rule	Violation Type	Description
Total Coliform Rule and Groundwater Rule	M/R, Routine Major	No samples collected during a compliance period
	M/R, Repeat Major	No follow-up samples collected after a positive sample. Revised TCR does not have repeat major violations.
Surface Water Treatment Rule, Interim Enhanced Surface Water Treatment Rule, Long-term 1 Enhanced Surface Water Treatment Rule	M/R, Routine Major	Collected less than 10% of samples required during a compliance period
Lead and Copper Rule	M/R Routine Tap	Failure to collect the required tap samples, failure to follow the sampling plan, or failure to submit the associated report.
Phase I, II, IIB, and V Rules (Inorganic and Organic chemicals)	Regular Monitoring	Failure to collect any required samples
Stage 1 & Stage 2 Disinfectants & Disinfection Byproducts Rules	M/R, Routine Major	Failure to collect any required samples
Radionuclides	M/R, Routine Major	Failure to collect any required samples

Out of Compliance: A violation is incurred when the PWS fails to collect samples, fails to use approved sampling locations, fails to have the samples analyzed, or fails to report the analytical results from the required samples in any one compliance period. One violation is issued for each analyte when samples are not collected, analyzed, and reported in accordance with the system's operation permit.

Compliance Achieved: A system is returned to compliance when the samples are collected as required and the results are reported to the DNR.



New well with protective posts

Major Monitoring and Reporting (M/R) Violation Data

Over 2.73 million people received water served by Iowa's systems that met the major monitoring and reporting requirements. Of the 1,847 regulated PWSs in Iowa, 80.3% (1,484 PWSs) were in compliance with all major monitoring and reporting requirements. There were 363 PWSs serving a total population of 204,975 that incurred 693 major monitoring and reporting violations in 2016. The DNR assigns violations by contaminant for each system, which can result in a single system incurring several monitoring violations.

Listed below are the contaminants with a major monitoring violation or a reporting violation in 2016. The majority of violations were for failure to collect coliform bacteria and nitrate samples, which are the two contaminants that are required to be sampled by all systems each year.

Contaminant or Reporting Requirement	Number of PWS	Number of Violations	Population Affected*
Monitoring			
Ammonia Nitrogen	2	2	329
Antimony	1	1	90
Arsenic	2	2	133
Barium	1	1	90
Cadmium	1	1	90
Chlorine	6	8	2,725
Chlorite	1	1	7,834
Chromium	1	1	90
Coliform Bacteria, Total (TCR Distribution System)	197	298	30,846
Copper	8	8	1,207
<i>E. coli</i> (GWR Source Water)	25	29	2,520
Fluoride	1	1	90
Haloacetic Acids (5)	26	26	18,934
Lead	8	8	1,207
Mercury	1	1	90
MOR (self-monitoring)	6	6	1,767
Nitrate	66	85	9,865
Nitrite	9	17	14,250
Radium 226 & 228	5	5	8,347
Selenium	1	1	90
Sodium	7	7	3,629
Synthetic Organic Compounds (SOC)	1	11	438
Thallium	1	1	90
Total Organic Carbon (TOC)	1	1	7,834
Total Trihalomethanes	26	26	18,934
Volatile Organic Compounds (VOC)	2	22	1,039
Monitoring Total:	289*	570	94,552*
Reporting			
Failure to submit monthly operation report or MRDL	39	54	99,207
Failure to provide consumer confidence report	44	44	13,374
Failure to obtain a construction permit	3	3	3,156
Failure to obtain a certified operator	6	6	632
Failure to meet a compliance schedule	11	13	1,332
Failure to consult with DNR (GWR)	3	3	4,015
Reporting Total:	104*	123	121,456*
Monitoring & Reporting Total:	363**	693	204,975**

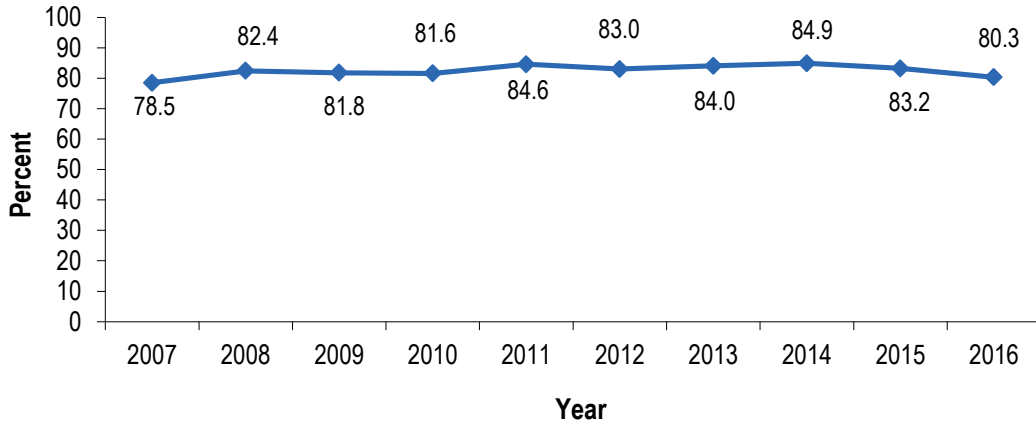
* The population of each PWS is only counted once for each contaminant.

**Each system with a violation is only included once in the number of systems total and the affected population total.

Monitoring & Reporting Compliance Rates: 2007 - 2016

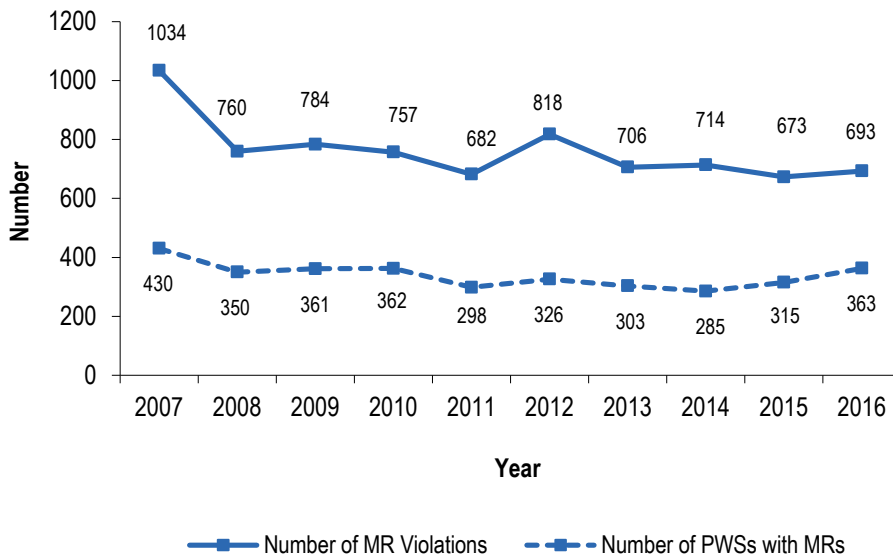
The number of public water supplies in compliance with all major monitoring and reporting requirements averages 82.4% over the past ten years. The percentage of PWS in compliance with all major monitoring and reporting requirements was 80.3% in 2016.

Percentage of PWS in Compliance with all Major Monitoring & Reporting Requirements: 2007 - 2016



In 2016, both the number of violations and the number of systems with monitoring and reporting violations increased from 2015.

Monitoring & Reporting Violations: 2007 - 2016



Enforcement Actions

Any time a system incurs a violation, enforcement actions are taken. All systems are issued a notice of violation (NOV), which requires that the public be notified about the violation and any possible health effects. Operation permits are used to list the monitoring and reporting requirements, and also any compliance schedule that the system must meet in order to remedy a violation. The operation permit is termed a "bilateral compliance agreement" or BCA, because the system has a legal right to appeal the document for 30 days, after which time it is binding.

If a system is unable or unwilling to mitigate a violation, an administrative order (AO) is the next enforcement action. An AO may be issued with a monetary penalty or without a monetary penalty. The next level of escalation in enforcement actions is to refer the system to the Iowa Attorney General for enforcement. A system may be referred to EPA for enforcement.

All violations remain "open" until the system satisfies the requirements to return it to compliance. In the case of a monitoring violation, returning to compliance may be as simple as collecting the sample that was missed and conducting public notification. In the case where a system has an ongoing health-based standard violation, the system may have to install treatment processes to be able to successfully remove the contaminant from the water. These types of situations can take many months to remedy, and the system is required to conduct public notification at intervals throughout the time period when it is not in compliance with the health standard.

The DNR tracks the corrective actions for all violations at all PWSs. All violations and corrective actions are reported to EPA. When the criteria for compliance are met, the specific violation is coded "Compliance Achieved". Failure to achieve compliance in a timely manner may result in the issuance of an administrative order. These are the most commonly used enforcement actions:

- NOV issued: A notice of violation has been issued to the system by the department.
- PN requested: Public notification for the violation must be done by the system.
- PN received: Public notification has been done by the system and a copy has been received by the department.
- BCA issued: A bilateral compliance agreement between the system and the department has been issued.
- AO w/Penalty: An administrative order with a penalty has been issued by the department.
- AO w/o Penalty: An administrative order without a penalty has been issued by the department.
- AG Case Referred: The system has been referred to the Attorney General's Office for enforcement action.
- EPA Consent Order: The system has an enforcement order with EPA.
- Compliance Achieved: The system is now in compliance and the specific violation is "closed".



Most violations have a predefined set of enforcement actions, which include the following four actions at a minimum: notice of violation issued, public notification requested, public notification received, and compliance achieved. Once the PWS has successfully met the compliance achieved criteria, the system is returned to compliance in the department's computerized tracking system.

Variations and Exemptions

Iowa does not use the variance and exemption allowances from EPA.

Public Notification, Lead Public Education, and Consumer Confidence Report—567 IAC Chapter 42

The SDWA requires a system to notify both the people who consume the system's water and the department whenever the following violations occur:

- a Maximum Contaminant Level (MCL) has been exceeded,
- a Maximum Residual Disinfectant Level (MRDL) has been exceeded,
- a required Treatment Technique (TT) has not been achieved,
- the lead Action Level (AL) is exceeded in at least 10 percent of the tap water samples,
- a groundwater sample tested positive for a fecal indicator organism after the triggering positive routine coliform bacteria sample was collected in the distribution system,
- a Compliance Schedule has not been met,
- an EPA Lifetime Health Advisory (HA) has been exceeded,
- a waterborne emergency has occurred,
- a certified operator has not been retained for CWS and NTNC systems, or
- other situations where the department determines that public notification is needed.



MCL, MRDL, or Treatment Technique Violation

To comply with the MCL, MRDL, and TT public notification requirements, the PWS must:

- notify the department within 48 hours after the violation occurred (24 hours for acute violations);
- notify the consumers by the required public notification procedures; and
- provide proof of such public notice including a certification to the department.

Monitoring or Reporting Violation

All PWSs must issue public notification for failure to:

- monitor and report the required data to the department;
- comply with established testing procedures; or
- meet the public notification requirements.



Public Education for a Lead Action Level Exceedance

A PWS must notify the DNR and the population served by the PWS when the 90th percentile exceeds the action level for lead. This lead public education requires that mandatory language be provided to the consumers every twelve months as long as the action level is exceeded, in the following forms for community systems:

- newspaper announcement;
- pamphlets and brochures to doctors, clinics, schools, daycare facilities, etc.;
- attachments to customers' water bills;
- a notice printed directly on the water bill; and
- a public service announcement must be issued to television and radio for broadcasting.



In addition to the annual notice, a public service announcement must be issued every six months to local television and radio broadcast outlets. Non-transient non-community systems have notification requirements that include posting at the facility plus additional requirements depending upon the composition of their population.

Consumer Confidence Reports

All CWS must notify the public by July 1 of every year with information on the quality of the water delivered by the system in the previous calendar year, and to characterize the risks (if any) from exposure to contaminants in the drinking water. This report, called a Consumer Confidence Report (CCR) or a Water Quality Report, must be prepared by each CWS and made available to their public. The CCR must include the following information:

- source water information;
- definitions of terms used in the report;
- information on detected contaminants (if any were detected), including mandatory language and additional health information where applicable; and,
- whether the system is not in compliance with any other requirement, including monitoring, public notification, operation, administrative order, or operator certification.



Each CWS must mail or otherwise directly deliver one copy of the report to each customer. Mailing waivers are issued to CWS having fewer than 10,000 persons, provided the system had no violations for the covered calendar year. A CWS serving fewer than 500 persons and having a mailing waiver is allowed to publicly post their CCR.

In 2016, 44 CWS failed to prepare and distribute their CCR for calendar year 2015. Each CWS received a reporting violation for this failure. The CCR compliance rate for Iowa's CWS in 2016 was 96.0%.

Lead Consumer Notice

The CWS and NTNC systems are required to provide a Lead Consumer Notice to those consumers who occupy homes or buildings that are part of the system's lead & copper monitoring program. The Notice must be provided within 30 days of the system's receipt of the analytical results, and must include specific mandatory language as well as the analytical lead result from the water sample collected at that home or building.

Health Effects

If a public notification or public education requirement is not met, the public health is placed at risk because the public is unaware of the potential health effects of the water being consumed. Children, pregnant women, the elderly, and persons with compromised immune systems are at the greatest risk from most contaminants.

Public Notification or Public Education Violation

A system is in violation of the public notification or public education rules when it does not issue public notification specific to its violation and does not provide proof of notification to the DNR. A system is returned to compliance when it publishes the appropriate public notification or public education language within the required amount of time and provides the proof to the DNR.

Operator Certification—567 IAC Chapter 81

All CWS and NTNC systems are required to have a certified operator in direct responsible charge of the water treatment and water distribution systems. The operators must be certified by the department at the same classification of the treatment plant or water distribution system at a minimum.

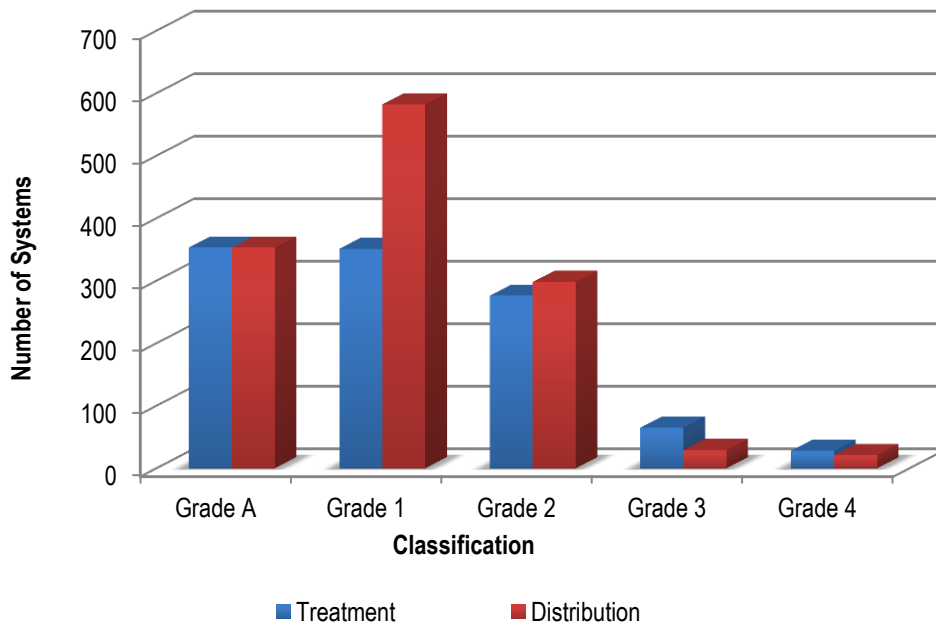
The Iowa Operator Certification Program reporting time frame for this report is July 1, 2016 through June 30, 2017.

Classification of Systems and Facilities

Beginning in 2002, all CWS and NTNC were required to designate a certified operator in direct responsible charge of the water treatment and water distribution systems. The facilities are classified according to complexity, with Grade 4 being the most complex. Listed below are the Iowa CWS and NTNC systems in all classification levels, as of June 20, 2017. There are 210 systems that have a distribution system but no treatment plant.

Classification	Treatment Facility	Distribution Facility
Grade A	353	353
Grade 1	351	582
Grade 2	276	298
Grade 3	65	29
Grade 4	28	21
Total	1,073	1,283

Treatment and Distribution System Classification of Iowa's CWS & NTNC Systems



Classification Grades for Operator Certification

The Iowa Operator Certification program is predicated on three principles: Education, Experience, and Examination. A certified drinking water operator in Iowa must meet these requirements:

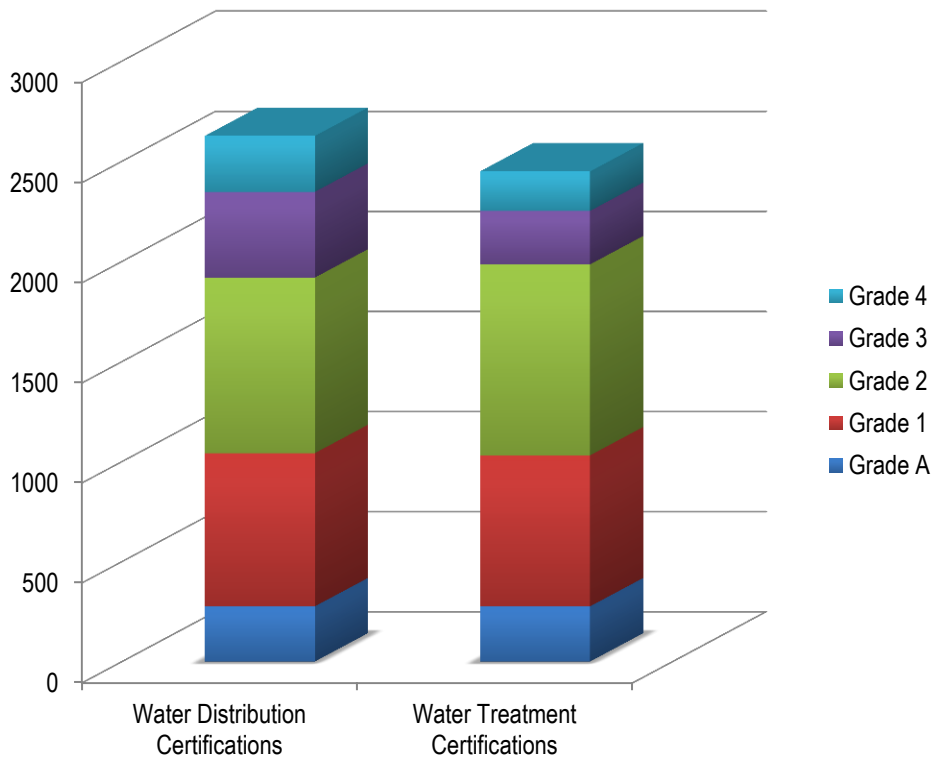
1. Meet the initial education and experience requirements and pay the examination fee
2. Successfully pass the examination for the specific type of certification
3. Maintain the certification by successfully attaining the required continuing education hours or credits during each two-year certification period and paying the bi-annual certification fee

The requirements are based upon the level of complexity of the various facility grades, with Grade A being the least complex and Grade 4 being the most complex.

In this reporting period, there were 252 small system Grade A certifications, which includes both water treatment and water distribution. There were 2,213 active Grades 1 – 4 water distribution certifications and 2,051 active Grades 1-4 water treatment certifications, both of which decreased from the previous year's levels.

Certification Grade	Number of certified Water Distribution Operators	Number of certified Water Treatment Operators
Grade A	276 (combined WT and WD)	
Grade 1	766	755
Grade 2	877	954
Grade 3	428	267
Grade 4	279	197

The following chart depicts the makeup of the two types of drinking water certifications. Note that Grade A is included in both certifications, since it is a combined water distribution and water treatment certification.



Enforcement

Compliance actions were directed at 6 public water supply systems that failed to have a certified operator in charge of their water supply and two operators whose treatment and distribution certifications were revoked, one via a consent order and the other via an administrative law judge ruling.

Certification Renewal

Operator certifications are renewed every two years, with the next renewal period ending on June 30, 2017. Continuing education requirements must have been met by March 31, 2017, in order for the operator to renew for the next period. Operators holding a Grade A, 1, or 2 certificate must earn 10 contact hours of continuing education in the renewal period. Operators holding a Grade 3 or 4 certificate must earn 20 contact hours.



Pressure filters for removal of iron

Abbreviations

AG	Attorney General of Iowa
AL	action level
AOP	administrative order with penalty
AOWP	administrative order without penalty
BCA	bilateral compliance agreement
CCR	consumer confidence report
CT	contact time
Cu	chemical symbol for copper
CWS	community public water supply
DNR	Iowa Department of Natural Resources
EPA	U.S. Environmental Protection Agency
FDA	U.S. Food and Drug Administration
GW	groundwater
GWR	Groundwater Rule
IGW	groundwater under the direct influence of surface water or influenced groundwater
HA	Health Advisory
HAA5	haloacetic acids (5)
HPC	heterotrophic plate count
IAC	Iowa Administrative Code
IOC	inorganic chemical
LSL	lead service line
MCL	maximum contaminant level
mg/L	milligrams per liter
MOR	monthly operation report
M/R	Monitoring and Reporting
MRDL	maximum residual disinfectant level
mrem/yr	millirems per year
NOV	Notice of Violation
NTNC	non-transient non-community public water supply
NTU	nephelometric turbidity units
Pb	chemical symbol for lead
pCi/L	picocuries per liter
PE	public education for Lead
PN	public notification
PWS	public water supply system
PWSS	Public Water System Supervision (EPA program)
Rn	chemical symbol for radon
SDWA	Safe Drinking Water Act
SDWIS/FED	Safe Drinking Water Information System/Federal (EPA's electronic database)
SOC	synthetic (nonvolatile) organic chemical
SW	surface water
SWTR	Surface Water Treatment Rule
TCR	Total Coliform Rule
TNC	transient non-community public water supply
TT	treatment technique
TTHM	total trihalomethanes
U	chemical symbol for uranium
V/E	variance or exemption
VOC	volatile organic chemical
WD	water distribution
WT	water treatment
WQP	water quality parameters

Distribution of this Report

The Safe Drinking Water Act requires both summary and detailed reports from the State be accessible to the U.S. EPA and the public. The following options are utilized to make this report readily available to the public.

The DNR sends the detailed report to the EPA Headquarters in Washington, DC, and the EPA Region 7 Office in Lenexa, KS.

The DNR also:

- includes the report on the DNR Internet website where it available for download: www.iowadnr.gov/WS-Annual-Compliance-Report,
- publishes a notice of report availability,
- provides a notice of the report to the Environmental Protection Commission,
- archives the report in the State Library, and
- makes the report available for individuals and organizations upon request.

Staff Contact Information:

Name	Telephone	Primary Responsibilities	Title
Diane Moles	515/725-0281	Rules and Policy Development	Executive Officer II
Hal Frank	515/725-0342	SDWIS Data Management	Environmental Specialist
Laurie Sharp	515/725-0284	Operator Certification Program	Program Planner 2
Mark Moeller, PE	515/725-0275	Water Supply Engineering Section Supervisor	Env. Program Supervisor
Corey McCoid	515/725-0401	Water Supply Operations Section Supervisor	Env. Program Supervisor

Fax number: 515/725-0348

E-mail addresses: *first name.last name@dnr.iowa.gov*

Mailing address:

Iowa Department of Natural Resources - Water Supply
 502 E. 9th Street
 Des Moines, IA 50319-0034



APPENDIX A: EPA Violations Summary Report

The EPA Violations Summary Report listed in this appendix is a numerical total of the violations of each contaminant required under the SDWA and is a required report element. This report lists the number of violations of each contaminant categorized by both MCL/MRDL/TT Violations and major federal Monitoring & Reporting Violations. State violations, such as failure to obtain a construction permit, are not included in this summary report.

Legend

Column (from left to right)	Description of Heading
1	The first column identifies the contaminant name
2	The second column identifies the MCL for that contaminant
3	The third column identifies the number of MCL violations for that contaminant
4	The fourth column identifies the number of PWSs with MCL violations for that contaminant
5	The fifth column identifies the number of TT violations
6	The sixth column identifies the number of PWSs with TT violations
7	The seventh column identifies the number of M/R violations for that contaminant
8	The eighth column identifies the number of PWSs with M/R violations for that contaminant



APPENDIX A: EPA VIOLATIONS SUMMARY REPORT

State: Iowa		Reporting Interval: January 1, 2016 through December 31, 2016					
Organic Contaminants	MCL (mg/L)	MCLs		Treatment Techniques		Significant Monitoring/Reporting	
		Number of Violations	Number of Systems with Violations	Number of Violations	Number of Systems with Violations	Number of Violations	Number of Systems with Violations
1,1,1-Trichloroethane	0.2	0	0	0	0	1	1
1,1,2-Trichloroethane	0.005	0	0	0	0	1	1
1,1-Dichloroethylene	0.007	0	0	0	0	1	1
1,2,4-Trichlorobenzene	0.07	0	0	0	0	1	1
1,2-Dibromo-3-chloropropane (DBCP)	0.0002	0	0	0	0	0	0
1,2-Dichloroethane	0.005	0	0	0	0	1	1
1,2-Dichloropropane	0.005	0	0	0	0	1	1
2,3,7,8-TCDD (Dioxin)	0.00000008	0	0	0	0	0	0
2,4,5-TP (Silvex)	0.05	0	0	0	0	1	1
2,4-D	0.07	0	0	0	0	1	1
Acrylamide		0	0	0	0	0	0
Alachlor (Lasso)	0.002	0	0	0	0	1	1
Atrazine	0.003	0	0	0	0	1	1
Benzene	0.005	4	1	0	0	1	1
Benzo[a]pyrene	0.0002	0	0	0	0	1	1
Carbofuran	0.04	0	0	0	0	0	0
Carbon tetrachloride	0.005	0	0	0	0	1	1
Chlordane	0.002	0	0	0	0	0	0

Organic Contaminants, continued	MCL (mg/L)	MCLs		Treatment Techniques		Significant Monitoring/Reporting	
		Number of Violations	Number of Systems With Violations	Number of Violations	Number of Systems With Violations	Number of Violations	Number of Systems With Violations
cis-1,2-Dichloroethylene	0.07	0	0	0	0	1	1
Dalapon	0.2	0	0	0	0	0	0
Di(2-ethylhexyl)adipate	0.4	0	0	0	0	1	1
Di(2-ethylhexyl)phthalate	0.006	0	0	0	0	1	1
Dichloromethane	0.005	0	0	0	0	1	1
Dinoseb	0.007	0	0	0	0	1	1
Diquat	0.02	0	0	0	0	0	0
Endothall	0.1	0	0	0	0	0	0
Endrin	0.002	0	0	0	0	0	0
Epichlorohydrin		0	0	0	0	0	0
Ethylbenzene	0.7	0	0	0	0	1	1
Ethylene dibromide	0.00005	0	0	0	0	0	0
Glyphosate	0.7	0	0	0	0	0	0
Heptachlor	0.0004	0	0	0	0	0	0
Heptachlor epoxide	0.0002	0	0	0	0	0	0
Hexachlorobenzene	0.001	0	0	0	0	0	0
Hexachlorocyclopentadiene	0.05	0	0	0	0	0	0
Lindane	0.0002	0	0	0	0	0	0
Methoxychlor	0.04	0	0	0	0	0	0

Organic Contaminants, continued	MCL (mg/L)	MCLs		Treatment Techniques		Significant Monitoring/Reporting	
		Number of Violations	Number of Systems With Violations	Number of Violations	Number of Systems With Violations	Number of Violations	Number of Systems With Violations
Monochlorobenzene	0.1	0	0	0	0	1	1
o-Dichlorobenzene	0.6	0	0	0	0	1	1
Oxamyl (Vydate)	0.2	0	0	0	0	0	0
para-Dichlorobenzene	0.075	0	0	0	0	1	1
Pentachlorophenol	0.001	0	0	0	0	1	1
Picloram	0.5	0	0	0	0	1	1
Simazine	0.004	0	0	0	0	1	1
Styrene	0.1	0	0	0	0	1	1
Tetrachloroethylene	0.005	0	0	0	0	1	1
Toluene	1	0	0	0	0	2	2
Total polychlorinated biphenyls	0.0005	0	0	0	0	0	0
Toxaphene	0.003	0	0	0	0	0	0
trans-1,2-Dichloroethylene	0.1	0	0	0	0	1	1
Trichloroethylene	0.005	0	0	0	0	1	1
Vinyl chloride	0.002	0	0	0	0	1	1
Xylenes (total)	10	0	0	0	0	1	1
Haloacetic acids	0.060	2	1	0	0	26	26
Total trihalomethanes	0.080	3	2	0	0	26	26

Inorganic Contaminants	MCL (mg/L)	MCLs		Treatment Techniques		Significant Monitoring/Reporting	
		Number of Violations	Number of Systems With Violations	Number of Violations	Number of Systems With Violations	Number of Violations	Number of Systems With Violations
Antimony	0.006	0	0	0	0	1	1
Arsenic	0.010	4	2	0	0	2	2
Asbestos	7 million fibers/L (>10 µm in length)	0	0	0	0	0	0
Barium	2	0	0	0	0	1	1
Beryllium	0.004	0	0	0	0	0	0
Cadmium	0.005	0	0	0	0	1	1
Chromium	0.1	0	0	0	0	1	1
Cyanide (as free cyanide)	0.2	0	0	0	0	0	0
Fluoride	4.0	0	0	0	0	1	1
Mercury	0.002	0	0	0	0	1	1
Nitrate	10 (as Nitrogen)	17	11	0	0	85	66
Nitrite	1.0 (as Nitrogen)	2	2	0	0	17	9
Selenium	0.05	0	0	0	0	1	1
Sodium	not applicable	0	0	0	0	7	7
Thallium	0.002	0	0	0	0	1	1
Total nitrate and nitrite	10 (as Nitrogen)	NA	NA	NA	NA	NA	NA

Radionuclide Contaminants	MCL	MCLs		Treatment Techniques		Significant Monitoring/Reporting	
		Number of Violations	Number of Systems With Violations	Number of Violations	Number of Systems With Violations	Number of Violations	Number of Systems With Violations
Gross alpha (excluding Rn & U)	15 pCi/L	8	2	0	0	0	0
Radium-226 and radium-228	5 pCi/L	19	11	0	0	5	5
Gross beta	4 mrem/year	0	0	0	0	0	0
Uranium	30 µg/L	0	0	0	0	0	0
Subtotal		59	29*	0	0	196	110*

*: Each system is only counted once in the subtotal category (i.e., 29 systems had 59 MCL violations and 110 systems had 196 monitoring/reporting violations).

Microbial Contaminants	MCL (mg/L)	MCLs		Treatment Techniques		Significant Monitoring/Reporting	
		Number of Violations	Number of Systems With Violations	Number of Violations	Number of Systems With Violations	Number of Violations	Number of Systems With Violations
Acute Total Coliform Bacteria MCL violation	Presence	7	7	0	0	0	0
Non-acute Total Coliform Bacteria MCL violation	Presence	8	6	0	0	0	0
Major routine and follow up Total Coliform Bacteria mon. violation		0	0	0	0	298	197
Major source water monitoring for Fecal Indicator (Groundwater Rule)		0	0	0	0	29	25
Sanitary survey		0	0	0	0	3 FTC**	3
Subtotal		15	13*	0	0	330	208*

*Each system is counted only once in the subtotal category, i.e., 13 systems had 15 acute and non-acute coliform bacteria MCL violations. ** FTC is failure to consult within 30 days.

Surface Water Treatment Rule, Interim Enhanced SWTR, & LT1 *	MCL (mg/L)	MCLs		Treatment Techniques		Significant Monitoring/Reporting	
		Number of Violations	Number of Systems With Violations	Number of Violations	Number of Systems With Violations	Number of Violations	Number of Systems With Violations
Filtered systems *		0	0	0	0	0	0
Monitoring, routine/repeat		0	0	0	0	0	0
Treatment techniques		0	0	18	3	0	0
Unfiltered systems *		0	0	0	0	0	0
Monitoring, routine/repeat		0	0	0	0	0	0
Failure to filter		0	0	0	0	0	0
Subtotal		0	0	18	3	0	0

* All surface water and influenced groundwater systems in Iowa have filtration.

Lead and Copper Rule	Action Level	Action Level Exceedance		Treatment Techniques		Significant Monitoring/Reporting	
		Number of Violations	Number of Systems With Violations	Number of Violations	Number of Systems With Violations	Number of Violations	Number of Systems With Violations
Action level exceedance	Lead: 0.015 mg/L Copper: 1.3 mg/L	Lead: 13 Copper: 11	Lead: 11 Copper: 9	0	0	0	0
Initial lead and copper tap M/R		0	0	0	0	0	0
Follow-up or routine lead and copper tap M/R		0	0	0	0	Cu: 8 Pb: 8	Cu: 8 Pb: 8
Treatment installation		0	0	0	0	0	0
Public education		0	0	0	0	0	0
Subtotal		24	19*	0	0	16	8

*: Each system is only counted once in the subtotal category (i.e., 19 systems had 24 ALE and 8 systems had 16 monitoring/reporting violations).

Stage 1 & 2 DBPR (TTHM & HAA5 included under Organic Contaminants)	MRDL or MCL	MRDL or MCL Violations		Treatment Techniques		Significant Monitoring/Reporting	
		Number of Violations	Number of Systems With Violations	Number of Violations	Number of Systems With Violations	Number of Violations	Number of Systems With Violations
Chlorine or chloramines residual	4.0 mg/L	0	0	0	0	8 monitoring	6 monitoring
Chlorine dioxide	0.8 mg/L	0	0	0	0	0	0
Chlorite	1.0 mg/L	1	1	0	0	0	0
Bromate	0.010 mg/L	0	0	0	0	0	0
Total organic carbon (TOC)		0	0	0	0	1	1
Subtotal		1	1	0	0	8	6*

*: Each system is only counted once in the subtotal category (i.e., 7 systems had 9 DBP rule monitoring/reporting violations).

APPENDIX B: Iowa Public Water Supply Violation Data

All public water supply systems that incurred one or more violations during 2016 are listed in the following appendix, including the most recent enforcement action. Systems that became "inactive" during the year because they no longer met the definition of a public water supply are denoted in boldface print on the table.

Legend

Item	Description
PWS Name	Business name of the Public Water System
Minimum Population Served	Population that could use the water, as reported to DNR by the PWS. For municipal systems, it is the most recent official census.
County	County location of PWS
PWSID Number	Public Water System Identification number, a unique and dedicated number permanently assigned to each PWS
PWS Type	Classification type of PWS: community public water system (CWS), non-transient non-community system (NTNC), or transient non-community system (TNC)
Violation Number	A unique, dedicated identification number assigned to each violation as it occurs.
Analyte	The analyte that triggered the violation.
Compliance Period End Date	Date at the end of the compliance period in which the violation occurred.
Violation	The EPA-assigned text description of the violation.
Violation Type	The alphabetic code description of the violation.
Enforcement Action	Most recent action taken by the PWS or the DNR in response to the violation. The final action for any violation is "Compliance Achieved," meaning the system is now in compliance.
Enforcement Action Date	Date the follow-up action or enforcement action occurred



Iowa Public Water Supply System Violations in 2016

Name of the Public Water Supply (Alphabetical Listing)	Minimum Population Served	County	PWSID	PWS Type	Violation Number	Analyte	Compliance End Date	Violation	Violation Type	Enforcement Action	Enforcement Action Date
2ND PLEASANT VIEW SUBDIVISION	47	WRIGHT	IA9909305	TNC	201601513	Coliform (RTCR)	31-May-16	Monitoring (RTCR), Routine Major	MON	Compliance Achieved	7/12/2016
2ND PLEASANT VIEW SUBDIVISION	47	WRIGHT	IA9909305	TNC	201601722	Coliform (RTCR)	30-Jun-16	Monitoring (RTCR), Routine Major	MON	Compliance Achieved	7/12/2016
2ND PLEASANT VIEW SUBDIVISION	47	WRIGHT	IA9909305	TNC	201602278	Coliform (RTCR)	31-Aug-16	Monitoring (RTCR), Routine Major	MON	Compliance Achieved	4/11/2017
2ND PLEASANT VIEW SUBDIVISION	47	WRIGHT	IA9909305	TNC	201700189	Coliform (RTCR)	30-Sep-16	Monitoring (RTCR), Routine Major	MON	Compliance Achieved	4/11/2017
AGAPE CHRISTIAN FAMILY CHURCH	208	CERRO GORDO	IA1716802	TNC	201601746	Nitrate (as N)	30-Jun-16	Monitoring (Chem-Rad), Routine Major	MON	Compliance Achieved	7/13/2016
AINSWORTH 4 CORNERS RESTAURANT	400	WASHINGTON	IA9203760	TNC	201601718	Coliform (RTCR)	30-Jun-16	Monitoring (RTCR), Routine Major	MON	Compliance Achieved	7/14/2016
AMES MOBILE HOME PARK	160	STORY	IA0800601	CWS	201602339	Failure to Issue Consumer Confidence Report	31-Jul-16	Consumer Confidence Report (CCR)	RPT	Compliance Achieved	10/10/2016
AMES MOBILE HOME PARK	160	STORY	IA0800601	CWS	201700867	Chlorine	31-Oct-16	MRDL (Stage 1 DBPR)	MON	Compliance Achieved	3/24/2017
AMES MOBILE HOME PARK	160	STORY	IA0800601	CWS	201700390	Coliform (RTCR)	31-Oct-16	Monitoring (RTCR), Routine Major	MON	Compliance Achieved	1/9/2017
AMES MOBILE HOME PARK	160	STORY	IA0800601	CWS	201700868	Chlorine	30-Nov-16	MRDL (Stage 1 DBPR)	MON	Compliance Achieved	3/24/2017
AMES MOBILE HOME PARK	160	STORY	IA0800601	CWS	201700653	Coliform (RTCR)	30-Nov-16	Monitoring (RTCR), Routine Major	MON	Compliance Achieved	1/9/2017
AMES MOBILE HOME PARK	160	STORY	IA0800601	CWS	201700869	Chlorine	31-Dec-16	MRDL (Stage 1 DBPR)	MON	Compliance Achieved	3/24/2017
AMES MOBILE HOME PARK	160	STORY	IA0800601	CWS	201700779	Coliform (RTCR)	31-Dec-16	Monitoring (RTCR), Routine Major	MON	Compliance Achieved	1/9/2017
AMES MOBILE HOME PARK	160	STORY	IA0800601	CWS	201700985	Total Haloacetic Acids (HAA5)	31-Dec-16	Monitoring (DBP), Routine Major	MON	NOV Issued	3/6/2017
AMES MOBILE HOME PARK	160	STORY	IA0800601	CWS	201700986	Total Trihalomethanes (TTHM)	31-Dec-16	Monitoring (DBP), Routine Major	MON	NOV Issued	3/6/2017
ARGO CORNERS LLC	62	SCOTT	IA8245201	TNC	201600911	Coliform (TCR)	31-Jan-16	Monitoring (TCR), Routine Major	MON	Compliance Achieved	2/2/2016
ATALISSA MUNICIPAL WATER SUPPLY	311	MUSCATINE	IA7009071	CWS	201601309	Radium, Combined (226, 228)	31-Mar-16	Monitoring (Chem-Rad), Routine Major	MON	Compliance Achieved	6/9/2016
ATKINS MUNICIPAL WATER WORKS	1670	BENTON	IA0603072	CWS	201601037	Coliform (TCR)	29-Feb-16	Monitoring (TCR), Routine Major	MON	Compliance Achieved	3/7/2016
AUTUMN RIDGE ESTATES MHP	1032	POLK	IA7709601	CWS	201700350	Chlorine	30-Sep-16	Operations Report	RPT	Compliance Achieved	3/24/2017
AUTUMN RIDGE ESTATES MHP	1032	POLK	IA7709601	CWS	201700197	Coliform (RTCR)	30-Sep-16	Monitoring (RTCR), Routine Major	MON	Compliance Achieved	12/6/2016
AUTUMN RIDGE ESTATES MHP	1032	POLK	IA7709601	CWS	201700485	Total Haloacetic Acids (HAA5)	30-Sep-16	Monitoring (DBP), Routine Major	MON	NOV Issued	12/1/2016
AUTUMN RIDGE ESTATES MHP	1032	POLK	IA7709601	CWS	201700487	Total Trihalomethanes (TTHM)	30-Sep-16	Monitoring (DBP), Routine Major	MON	NOV Issued	12/1/2016
AUTUMN RIDGE ESTATES MHP	1032	POLK	IA7709601	CWS	201700351	Chlorine	31-Oct-16	Operations Report	RPT	Compliance Achieved	3/24/2017
AUTUMN RIDGE ESTATES MHP	1032	POLK	IA7709601	CWS	201700486	Coliform (RTCR)	31-Oct-16	Monitoring (RTCR), Routine Major	MON	Compliance Achieved	12/6/2016

Name of the Public Water Supply (Alphabetical Listing)	Minimum Population Served	County	PWSID	PWS Type	Violation Number	Analyte	Compliance End Date	Violation	Violation Type	Enforcement Action	Enforcement Action Date
AUTUMN RIDGE ESTATES MHP	1032	POLK	IA7709601	CWS	201700676	Coliform (RTCR)	30-Nov-16	Monitoring (RTCR), Routine Major	MON	Compliance Achieved	12/6/2016
AVEKA NUTRA PROCESSING LLC	53	ALLAMAKEE	IA0398101	NTNC	201602018	Coliform (RTCR)	31-Jul-16	Monitoring (RTCR), Routine Major	MON	Compliance Achieved	8/2/2016
AVEKA NUTRA PROCESSING LLC	53	ALLAMAKEE	IA0398101	NTNC	201700674	E. coli (GWR)	30-Nov-16	Monitoring (GWR) AS, Major	MON	Compliance Achieved	12/12/2016
BAILEYS FORD PARK - DELAWARE CCB	55	DELAWARE	IA2839910	TNC	201601476	Coliform (RTCR)	31-May-16	Monitoring (RTCR), Routine Major	MON	Compliance Achieved	7/19/2016
BAILEYS FORD PARK - DELAWARE CCB	55	DELAWARE	IA2839910	TNC	201700644	Coliform (RTCR)	30-Nov-16	Monitoring (RTCR), Add. Routine Major	MON	Compliance Achieved	12/27/2016
BARNES CITY WATER SUPPLY	176	POWESHIEK	IA7905088	CWS	201602390	Failure to Issue Consumer Confidence Report	31-Jul-16	Consumer Confidence Report (CCR)	RPT	NOV Issued	9/19/2016
BAYARD WATER SUPPLY	471	GUTHRIE	IA3907092	CWS	201700136	Coliform (RTCR)	30-Sep-16	Monitoring (RTCR), Routine Major	MON	Compliance Achieved	10/4/2016
BELLEVUE MUNICIPAL UTILITIES	2191	JACKSON	IA4910000	CWS	201601092	Radium, Combined (226, 228)	31-Mar-16	MCL (Chem-Rad), Average	MCL	Compliance Achieved	11/8/2016
BENEFIT WATER DISTRICT #2	73	BOONE	IA0819305	CWS	201601675	Total Haloacetic Acids (HAA5)	31-May-16	Monitoring (DBP), Routine Major	MON	Compliance Achieved	8/1/2016
BENEFIT WATER DISTRICT #2	73	BOONE	IA0819305	CWS	201601676	Total Trihalomethanes (TTHM)	31-May-16	Monitoring (DBP), Routine Major	MON	Compliance Achieved	8/1/2016
BENEFIT WATER DISTRICT #2	73	BOONE	IA0819305	CWS	201602340	Failure to Issue Consumer Confidence Report	31-Jul-16	Consumer Confidence Report (CCR)	RPT	Compliance Achieved	10/15/2016
BENNETT WATERWORKS	405	CEDAR	IA1603005	CWS	201602345	Failure to Issue Consumer Confidence Report	31-Jul-16	Consumer Confidence Report (CCR)	RPT	Compliance Achieved	9/28/2016
BIG CREEK BLUFFS	80	LINN	IA5784309	CWS	201601789	Chlorine	30-Jun-16	Operations Report	RPT	Compliance Achieved	7/11/2016
BIG ROCK COUNTRY CLUB	52	FAYETTE	IA3342890	TNC	201601292	Coliform (RTCR)	30-Apr-16	Monitoring (RTCR), Routine Major	MON	Compliance Achieved	6/29/2016
BIG ROCK COUNTRY CLUB	52	FAYETTE	IA3342890	TNC	201601490	Coliform (RTCR)	31-May-16	Monitoring (RTCR), Routine Major	MON	Compliance Achieved	6/29/2016
BIG ROCK COUNTRY CLUB	52	FAYETTE	IA3342890	TNC	201601984	Coliform (RTCR)	31-Jul-16	Monitoring (RTCR), Routine Major	MON	Compliance Achieved	10/25/2016
BIG ROCK COUNTRY CLUB	52	FAYETTE	IA3342890	TNC	201602242	Coliform (RTCR)	31-Aug-16	Monitoring (RTCR), Routine Major	MON	Compliance Achieved	10/25/2016
BIG ROCK COUNTRY CLUB	52	FAYETTE	IA3342890	TNC	201700129	Coliform (RTCR)	30-Sep-16	Monitoring (RTCR), Routine Major	MON	Compliance Achieved	10/25/2016
BLACK SQUIRREL TAP	25	JOHNSON	IA5285203	TNC	201601726	Nitrate (as N)	30-Jun-16	Monitoring (Chem-Rad), Routine Major	MON	Compliance Achieved	7/26/2016
BLACK SQUIRREL TAP	25	JOHNSON	IA5285203	TNC	201601590	E. coli (RTCR)	30-Jun-16	MCL, EC+ (RTCR)	MCL	Compliance Achieved	8/4/2016
BLACK SQUIRREL TAP	25	JOHNSON	IA5285203	TNC	201602030	E. coli (GWR)	01-Jul-16	Monitoring (GWR) TG and AD, Major	MON	Compliance Achieved	8/4/2016
BLACK SQUIRREL TAP	25	JOHNSON	IA5285203	TNC	201601928	Coliform (RTCR)	31-Jul-16	Monitoring (RTCR), Routine Major	MON	Compliance Achieved	8/4/2016
BLAIRS FERRY MANOR	75	LINN	IA5784316	CWS	201601823	Chlorine	30-Jun-16	Operations Report	RPT	Compliance Achieved	7/11/2016
BLAIRS FERRY MANOR	75	LINN	IA5784316	CWS	201700994	Copper	31-Dec-16	Routine/Repeat Tap Sampling (Pb/Cu)	MON	Compliance Achieved	3/29/2017
BLAIRS FERRY MANOR	75	LINN	IA5784316	CWS	201700995	Lead	31-Dec-16	Routine/Repeat Tap Sampling (Pb/Cu)	MON	Compliance Achieved	3/29/2017

Name of the Public Water Supply (Alphabetical Listing)	Minimum Population Served	County	PWSID	PWS Type	Violation Number	Analyte	Compliance End Date	Violation	Violation Type	Enforcement Action	Enforcement Action Date
BODENSTEINER IMPLEMENT OF ROWLEY	30	BUCHANAN	IA1080201	TNC	201600912	Coliform (TCR)	31-Jan-16	Monitoring (TCR), Routine Major	MON	Compliance Achieved	2/1/2016
BRADDEVILLE WATER WORKS	159	PAGE	IA7324038	CWS	201602384	Failure to Issue Consumer Confidence Report	31-Jul-16	Consumer Confidence Report (CCR)	RPT	Compliance Achieved	11/16/2016
BRADFORD HOUSE	50	CHICKASAW	IA1967222	TNC	201700115	Nitrate (as N)	30-Sep-16	Monitoring (Chem-Rad), Routine Major	MON	Compliance Achieved	11/28/2016
BRANDON WATER SUPPLY	309	BUCHANAN	IA1011001	CWS	201700391	Coliform (RTCR)	31-Oct-16	Monitoring (RTCR), Routine Major	MON	Compliance Achieved	11/15/2016
BREDA WATER SUPPLY	486	CARROLL	IA1409041	CWS	201601482	Coliform (RTCR)	31-May-16	Monitoring (RTCR), Routine Major	MON	Compliance Achieved	6/21/2016
BRIGHTON MUNICIPAL WATER SUPPLY	652	WASHINGTON	IA9209043	CWS	201601719	Coliform (RTCR)	30-Jun-16	Monitoring (RTCR), Routine Major	MON	Compliance Achieved	7/5/2016
BRISTOW MUNI WATER SUPPLY	160	BUTLER	IA1222044	CWS	201700277	Nitrate (as N)	31-Oct-16	MCL (Chem-Rad), Single Sample	MCL	Compliance Achieved	4/19/2017
BROWNS SALES AND LEASING	53	CLAYTON	IA2242206	NTNC	201601529	Coliform (RTCR)	31-May-16	Monitoring (RTCR), Routine Major	MON	Compliance Achieved	2/9/2017
BS GENERAL STORE	27	CLINTON	IA2322202	TNC	201600812	Nitrate (as N)	31-Jan-16	MCL (Chem-Rad), Single Sample	MCL	BCA Signed	9/2/2016
BS GENERAL STORE	27	CLINTON	IA2322202	TNC	201600932	Nitrate (as N)	29-Feb-16	MCL (Chem-Rad), Single Sample	MCL	BCA Signed	9/2/2016
BS GENERAL STORE	27	CLINTON	IA2322202	TNC	201601086	Nitrate (as N)	31-Mar-16	MCL (Chem-Rad), Single Sample	MCL	BCA Signed	9/2/2016
BS GENERAL STORE	27	CLINTON	IA2322202	TNC	201601221	Nitrate (as N)	30-Apr-16	MCL (Chem-Rad), Single Sample	MCL	BCA Signed	9/2/2016
BS GENERAL STORE	27	CLINTON	IA2322202	TNC	201601422	Failure to meet compliance schedule	01-May-16	Compliance Schedule	V/E	BCA Signed	9/2/2016
BS GENERAL STORE	27	CLINTON	IA2322202	TNC	201601520	Nitrate (as N)	31-May-16	Monitoring (Chem-Rad), Routine Major	MON	Compliance Achieved	6/6/2016
BS GENERAL STORE	27	CLINTON	IA2322202	TNC	201601449	Nitrate (as N)	30-Jun-16	MCL (Chem-Rad), Single Sample	MCL	BCA Signed	9/2/2016
BS GENERAL STORE	27	CLINTON	IA2322202	TNC	201602020	Nitrate (as N)	31-Jul-16	Monitoring (Chem-Rad), Routine Major	MON	BCA Signed	9/2/2016
BS GENERAL STORE	27	CLINTON	IA2322202	TNC	201602282	Nitrate (as N)	31-Aug-16	Monitoring (Chem-Rad), Routine Major	MON	BCA Signed	9/2/2016
BS GENERAL STORE	27	CLINTON	IA2322202	TNC	201700200	Nitrate (as N)	30-Sep-16	Monitoring (Chem-Rad), Routine Major	MON	BCA Signed	9/2/2016
BS GENERAL STORE	27	CLINTON	IA2322202	TNC	201700489	Nitrate (as N)	31-Oct-16	Monitoring (Chem-Rad), Routine Major	MON	BCA Signed	9/2/2016
BS GENERAL STORE	27	CLINTON	IA2322202	TNC	201700677	Nitrate (as N)	30-Nov-16	Monitoring (Chem-Rad), Routine Major	MON	BCA Signed	9/2/2016
BS GENERAL STORE	27	CLINTON	IA2322202	TNC	201700826	Nitrate (as N)	31-Dec-16	Monitoring (Chem-Rad), Routine Major	MON	BCA Signed	9/2/2016
BUDES	75	DUBUQUE	IA3126211	TNC	201601935	Coliform (RTCR)	31-Jul-16	Monitoring (RTCR), Routine Major	MON	Compliance Achieved	11/9/2016
BUFFALO RUN GOLF CLUB	51	CERRO GORDO	IA3423801	TNC	201601514	Coliform (RTCR)	31-May-16	Monitoring (RTCR), Routine Major	MON	Compliance Achieved	8/29/2016
BUFFALO RUN GOLF CLUB	51	CERRO GORDO	IA3423801	TNC	201601605	Failure to conduct a Level 1 Assessment	30-Jun-16	Level 1 Assessment, Multiple TC+ (RTCR)	TT	Compliance Achieved	10/3/2016
BULGERS HOLLOW RECREATION AREA	77	CLINTON	IA4929901	TNC	201601299	Coliform (RTCR)	30-Apr-16	Monitoring (RTCR), Routine Major	MON	Compliance Achieved	5/17/2016
BURLINGTON MUNICIPAL	25619	DES MOINES	IA2909053	CWS	201601834	Failure to collect	14-Jul-16	Treatment Techniques	TT	Compliance	6/16/2016

Name of the Public Water Supply (Alphabetical Listing)	Minimum Population Served	County	PWSID	PWS Type	Violation Number	Analyte	Compliance End Date	Violation	Violation Type	Enforcement Action	Enforcement Action Date
WATERWORKS						turbidity data		(SWTR/IESWTR)		Achieved	
BURTS TAVERN	32	MUSCATINE	IA7052203	TNC	201600821	Nitrate (as N)	31-Jan-16	MCL (Chem-Rad), Single Sample	MCL	Compliance Achieved	3/6/2016
BURTS TAVERN	32	MUSCATINE	IA7052203	TNC	201601054	Nitrate (as N)	29-Feb-16	Monitoring (Chem-Rad), Routine Major	MON	Compliance Achieved	3/28/2016
CALUMET WATER SUPPLY	179	O'BRIEN	IA7109065	CWS	201602259	Total Haloacetic Acids (HAA5)	31-Jul-16	Monitoring (DBP), Routine Major	MON	NOV Issued	9/21/2016
CALUMET WATER SUPPLY	179	O'BRIEN	IA7109065	CWS	201602258	Total Trihalomethanes (TTHM)	31-Jul-16	Monitoring (DBP), Routine Major	MON	NOV Issued	9/21/2016
CAMP AT THE WOODS	67	CERRO GORDO	IA1769419	TNC	201601976	Coliform (RTCR)	31-Jul-16	Monitoring (RTCR), Routine Major	MON	Compliance Achieved	8/1/2016
CAMP C S KLAUS BOY SCOUT CAMP	152	CLAYTON	IA2809812	TNC	201700124	Coliform (RTCR)	30-Sep-16	Monitoring (RTCR), Routine Major	MON	NOV Issued	10/20/2016
CAMP COURAGEOUS OF IOWA	155	JONES	IA5343408	TNC	201600870	Coliform (TCR)	31-Jan-16	Monitoring (TCR), Routine Major	MON	Compliance Achieved	2/10/2016
CAMP COURAGEOUS OF IOWA	155	JONES	IA5343408	TNC	201600871	Coliform (TCR)	31-Jan-16	Monitoring (TCR), Routine Major	MON	Compliance Achieved	2/10/2016
CAMP EWALU - CEDAR LODGE	100	CLAYTON	IA2279960	TNC	201600862	E. coli (GWR)	31-Jan-16	Monitoring (GWR) AS, Major	MON	Compliance Achieved	2/29/2016
CAMP EWALU - CEDAR LODGE	100	CLAYTON	IA2279960	TNC	201700656	Coliform (RTCR)	30-Nov-16	Monitoring (RTCR), Routine Major	MON	Compliance Achieved	12/6/2016
CAMP EWALU - CEDAR LODGE	100	CLAYTON	IA2279960	TNC	201700655	Nitrate (as N)	30-Nov-16	Monitoring (Chem-Rad), Routine Major	MON	Compliance Achieved	12/6/2016
CAMP LIBERTY	150	SCOTT	IA8264446	TNC	201700176	Nitrate (as N)	30-Sep-16	Monitoring (Chem-Rad), Routine Major	MON	Compliance Achieved	10/31/2016
CAMP LIBERTY	150	SCOTT	IA8264446	TNC	201700177	Nitrite (as N)	30-Sep-16	Monitoring (Chem-Rad), Routine Major	MON	Compliance Achieved	10/31/2016
CAMP LIBERTY	150	SCOTT	IA8264446	TNC	201700178	Coliform (RTCR)	30-Sep-16	Monitoring (RTCR), Routine Major	MON	Compliance Achieved	10/31/2016
CAMP MITIGWA	300	BOONE	IA0890490	TNC	201601481	Coliform (RTCR)	31-May-16	Monitoring (RTCR), Routine Major	MON	Compliance Achieved	6/23/2016
CAMP SHALOM	120	JACKSON	IA4950401	TNC	201700211	Nitrate (as N)	30-Sep-16	Monitoring (Chem-Rad), Routine Major	MON	Compliance Achieved	1/19/2017
CAMP SHALOM	120	JACKSON	IA4950401	TNC	201700212	Coliform (RTCR)	30-Sep-16	Monitoring (RTCR), Routine Major	MON	Compliance Achieved	10/27/2016
CAMP TANAGER	84	LINN	IA5715401	TNC	201601704	Coliform (RTCR)	30-Jun-16	Monitoring (RTCR), Routine Major	MON	NOV Issued	7/21/2016
CAMP TANAGER	84	LINN	IA5715401	TNC	201601988	Coliform (RTCR)	31-Jul-16	Monitoring (RTCR), Routine Major	MON	NOV Issued	8/16/2016
CAMP TANAGER	84	LINN	IA5715401	TNC	201602252	Coliform (RTCR)	31-Aug-16	Monitoring (RTCR), Routine Major	MON	NOV Issued	9/20/2016
CAMP TANAGER	84	LINN	IA5715401	TNC	201700158	Nitrate (as N)	30-Sep-16	Monitoring (Chem-Rad), Routine Major	MON	NOV Issued	10/20/2016
CAMP TANAGER	84	LINN	IA5715401	TNC	201700157	Coliform (RTCR)	30-Sep-16	Monitoring (RTCR), Routine Major	MON	NOV Issued	10/20/2016
CANTRIL WATER SUPPLY	222	VAN BUREN	IA8920001	CWS	201602276	Total Haloacetic Acids (HAA5)	31-Jul-16	Monitoring (DBP), Routine Major	MON	NOV Issued	9/20/2016
CANTRIL WATER SUPPLY	222	VAN BUREN	IA8920001	CWS	201602275	Total Trihalomethanes (TTHM)	31-Jul-16	Monitoring (DBP), Routine Major	MON	NOV Issued	9/20/2016
CANYON CREEK GOLF COURSE	45	CLINTON	IA2326201	TNC	201601486	Coliform (RTCR)	31-May-16	Monitoring (RTCR), Routine Major	MON	Compliance Achieved	8/24/2016

Name of the Public Water Supply (Alphabetical Listing)	Minimum Population Served	County	PWSID	PWS Type	Violation Number	Analyte	Compliance End Date	Violation	Violation Type	Enforcement Action	Enforcement Action Date
CANYON CREEK GOLF COURSE	45	CLINTON	IA2326201	TNC	201601688	Nitrate (as N)	30-Jun-16	Monitoring (Chem-Rad), Routine Major	MON	Compliance Achieved	8/22/2016
CANYON CREEK GOLF COURSE	45	CLINTON	IA2326201	TNC	201601687	Coliform (RTCR)	30-Jun-16	Monitoring (RTCR), Routine Major	MON	Compliance Achieved	8/24/2016
CANYON CREEK GOLF COURSE	45	CLINTON	IA2326201	TNC	201601983	Coliform (RTCR)	31-Jul-16	Monitoring (RTCR), Routine Major	MON	Compliance Achieved	8/24/2016
CASEY'S #3449	715	LOUISA	IA5857201	TNC	201601519	Coliform (RTCR)	31-May-16	Monitoring (RTCR), Routine Major	MON	Compliance Achieved	6/30/2016
CED REL SUPPER CLUB AND MOTEL	103	LINN	IA5715744	TNC	201601158	Coliform (TCR)	31-Mar-16	Monitoring (TCR), Routine Major	MON	Compliance Achieved	4/28/2016
CED REL SUPPER CLUB AND MOTEL	103	LINN	IA5715744	TNC	201602253	Coliform (RTCR)	31-Aug-16	Monitoring (RTCR), Routine Major	MON	Compliance Achieved	9/21/2016
CEDAR FALLS MOBILE HOME VILLAGE	440	BLACK HAWK	IA0709600	CWS	201700651	Coliform (RTCR)	30-Nov-16	Monitoring (RTCR), Routine Major	MON	Compliance Achieved	12/14/2016
CEDAR RIDGE GOLF COURSE	55	FLOYD	IA3405895	TNC	201700437	Coliform (RTCR)	31-Oct-16	Monitoring (RTCR), Routine Major	MON	Compliance Achieved	11/14/2016
CEDAR RIVER TRAILER PARK	53	LOUISA	IA5800601	CWS	201602376	Failure to Issue Consumer Confidence Report	31-Jul-16	Consumer Confidence Report (CCR)	RPT	Compliance Achieved	10/27/2016
CEDARCREST GOLF & COUNTRY CLUB	146	LOUISA	IA5815825	TNC	201601305	Coliform (RTCR)	30-Apr-16	Monitoring (RTCR), Routine Major	MON	Compliance Achieved	6/13/2016
CENTER JUNCTION (EIRUSS)	111	JONES	IA5315005	CWS	201602373	Failure to Issue Consumer Confidence Report	31-Jul-16	Consumer Confidence Report (CCR)	RPT	Compliance Achieved	11/28/2016
CENTRAL CITY WATER SUPPLY	1257	LINN	IA5720010	CWS	201601303	Sodium	31-Mar-16	Monitoring (Chem-Rad), Routine Major	MON	Compliance Achieved	6/6/2016
CERTAINT EED GYPSUM	90	WEBSTER	IA9433187	NTNC	201602003	Antimony	30-Jun-16	Monitoring (Chem-Rad), Routine Major	MON	Compliance Achieved	7/28/2016
CERTAINT EED GYPSUM	90	WEBSTER	IA9433187	NTNC	201602004	Arsenic	30-Jun-16	Monitoring (Chem-Rad), Routine Major	MON	Compliance Achieved	7/28/2016
CERTAINT EED GYPSUM	90	WEBSTER	IA9433187	NTNC	201602005	Barium	30-Jun-16	Monitoring (Chem-Rad), Routine Major	MON	Compliance Achieved	7/28/2016
CERTAINT EED GYPSUM	90	WEBSTER	IA9433187	NTNC	201602006	Cadmium	30-Jun-16	Monitoring (Chem-Rad), Routine Major	MON	Compliance Achieved	7/28/2016
CERTAINT EED GYPSUM	90	WEBSTER	IA9433187	NTNC	201602007	Chromium	30-Jun-16	Monitoring (Chem-Rad), Routine Major	MON	Compliance Achieved	7/28/2016
CERTAINT EED GYPSUM	90	WEBSTER	IA9433187	NTNC	201602008	Fluoride	30-Jun-16	Monitoring (Chem-Rad), Routine Major	MON	Compliance Achieved	7/28/2016
CERTAINT EED GYPSUM	90	WEBSTER	IA9433187	NTNC	201602009	Mercury	30-Jun-16	Monitoring (Chem-Rad), Routine Major	MON	Compliance Achieved	7/28/2016
CERTAINT EED GYPSUM	90	WEBSTER	IA9433187	NTNC	201602010	Selenium	30-Jun-16	Monitoring (Chem-Rad), Routine Major	MON	Compliance Achieved	7/28/2016
CERTAINT EED GYPSUM	90	WEBSTER	IA9433187	NTNC	201602011	Thallium	30-Jun-16	Monitoring (Chem-Rad), Routine Major	MON	Compliance Achieved	7/28/2016
CHARITON MUNICIPAL WATER WORKS	4321	LUCAS	IA5903011	CWS	201602172	Failure to meet CT ratio	31-Jan-16	Residual Disinfectant Concentration (SWTR)	TT	EPA Consent Order	4/10/2017
CHARITON MUNICIPAL WATER WORKS	4321	LUCAS	IA5903011	CWS	201602175	Failure to meet CT ratio	29-Feb-16	Residual Disinfectant Concentration (SWTR)	TT	EPA Consent Order	4/10/2017
CHARITON MUNICIPAL WATER WORKS	4321	LUCAS	IA5903011	CWS	201602176	Failure to meet CT ratio	31-Mar-16	Residual Disinfectant Concentration (SWTR)	TT	EPA Consent Order	4/10/2017
CHARITON MUNICIPAL WATER WORKS	4321	LUCAS	IA5903011	CWS	201601112	Failure to meet CT ratio	14-Apr-16	Residual Disinfectant Concentration (SWTR)	TT	EPA Consent Order	4/10/2017

Name of the Public Water Supply (Alphabetical Listing)	Minimum Population Served	County	PWSID	PWS Type	Violation Number	Analyte	Compliance End Date	Violation	Violation Type	Enforcement Action	Enforcement Action Date
CHARITON MUNICIPAL WATER WORKS	4321	LUCAS	IA5903011	CWS	201602177	Failure to meet CT ratio	30-Apr-16	Residual Disinfectant Concentration (SWTR)	TT	EPA Consent Order	4/10/2017
CHARITON MUNICIPAL WATER WORKS	4321	LUCAS	IA5903011	CWS	201602178	Failure to meet CT ratio	31-May-16	Residual Disinfectant Concentration (SWTR)	TT	EPA Consent Order	4/10/2017
CHARITON MUNICIPAL WATER WORKS	4321	LUCAS	IA5903011	CWS	201601564	Turbidity	17-Jun-16	Single Combined Filter Effluent (LT ESWTR)	TT	Compliance Achieved	8/9/2016
CHARITON MUNICIPAL WATER WORKS	4321	LUCAS	IA5903011	CWS	201602179	Failure to meet CT ratio	30-Jun-16	Residual Disinfectant Concentration (SWTR)	TT	EPA Consent Order	4/10/2017
CHARITON MUNICIPAL WATER WORKS	4321	LUCAS	IA5903011	CWS	201700599	Chlorine	31-Jul-16	Operations Report	RPT	EPA Consent Order	4/10/2017
CHARITON MUNICIPAL WATER WORKS	4321	LUCAS	IA5903011	CWS	201602182	Failure to meet CT ratio	31-Jul-16	Residual Disinfectant Concentration (SWTR)	TT	EPA Consent Order	4/10/2017
CHARITON MUNICIPAL WATER WORKS	4321	LUCAS	IA5903011	CWS	201602409	Failure to meet CT ratio	31-Aug-16	Residual Disinfectant Concentration (SWTR)	TT	EPA Consent Order	4/10/2017
CHARITON MUNICIPAL WATER WORKS	4321	LUCAS	IA5903011	CWS	201700595	Turbidity	31-Aug-16	Monthly Combined Filter Effluent (LT1 ESWTR)	TT	Compliance Achieved	11/17/2016
CHARITON MUNICIPAL WATER WORKS	4321	LUCAS	IA5903011	CWS	201700596	Failure to meet CT ratio	30-Sep-16	Residual Disinfectant Concentration (SWTR)	TT	EPA Consent Order	4/10/2017
CHARITON MUNICIPAL WATER WORKS	4321	LUCAS	IA5903011	CWS	201701091	Chlorine	31-Oct-16	Record Keeping	RPT	EPA Consent Order	4/10/2017
CHARITON MUNICIPAL WATER WORKS	4321	LUCAS	IA5903011	CWS	201700866	Failure to meet CT ratio	31-Oct-16	Residual Disinfectant Concentration (SWTR)	TT	EPA Consent Order	4/10/2017
CHARITON MUNICIPAL WATER WORKS	4321	LUCAS	IA5903011	CWS	201700584	Turbidity	31-Oct-16	Operations Report	RPT	EPA Consent Order	4/10/2017
CHARITON MUNICIPAL WATER WORKS	4321	LUCAS	IA5903011	CWS	201701092	Failure to meet CT ratio	30-Nov-16	Residual Disinfectant Concentration (SWTR)	TT	EPA Consent Order	4/10/2017
CHARITON MUNICIPAL WATER WORKS	4321	LUCAS	IA5903011	CWS	201701093	Failure to meet CT ratio	31-Dec-16	Residual Disinfectant Concentration (SWTR)	TT	EPA Consent Order	4/10/2017
CHESTER WATER SUPPLY	127	HOWARD	IA4509024	CWS	201602095	Chlorine	30-Jun-16	Operations Report	RPT	Compliance Achieved	7/11/2016
CHESTNUT RIDGE	50	LINN	IA5784312	CWS	201601821	Chlorine	30-Jun-16	Operations Report	RPT	Compliance Achieved	7/11/2016
CHIMNEY ROCK CANOE RENTAL & CAMPGROUND	122	WINNESHIEK	IA9606201	TNC	201700837	Coliform (RTCR)	31-Dec-16	Monitoring (RTCR), Routine Major	MON	Compliance Achieved	4/19/2017
CHRISTIAN CONFERENCE CENTER	146	JASPER	IA5059401	TNC	201700192	Nitrate (as N)	30-Sep-16	Monitoring (Chem-Rad), Routine Major	MON	Compliance Achieved	10/25/2016
CHURDAN WATER SUPPLY	386	GREENE	IA3709001	CWS	201700306	Lead	30-Sep-16	AL (Pb/Cu), 90th Percentile	MCL	BCA Signed	10/6/2016
CINCINNATI MUNICIPAL WATER CO	357	APPANOOSE	IA0410026	CWS	201602338	Failure to Issue Consumer Confidence Report	31-Jul-16	Consumer Confidence Report (CCR)	RPT	Compliance Achieved	9/27/2016
CIWA - PERSHING UTILITIES	487	MARION	IA6300800	CWS	201601844	Chlorine	30-Jul-16	Monitoring (MOR)	MON	NOV Issued	7/20/2016
CLARINDA TREATMENT COMPLEX	1439	PAGE	IA7329501	CWS	201701025	Chlorine	28-Jul-16	Monitoring (MOR)	MON	Compliance Achieved	8/23/2016
CLARINDA TREATMENT COMPLEX	1439	PAGE	IA7329501	CWS	201700731	Copper	31-Dec-16	AL (Pb/Cu), 90th Percentile	MCL	NOV Issued	1/9/2016
CLARKSVILLE RECREATION DEV INC	50	BUTLER	IA1228803	TNC	201601281	Coliform (RTCR)	30-Apr-16	Monitoring (RTCR), Routine Major	MON	Compliance Achieved	5/24/2016
CLEARVIEW MHC	860	MUSCATINE	IA7000600	CWS	201601308	Radium, Combined (226, 228)	31-Mar-16	Monitoring (Chem-Rad), Routine Major	MON	Compliance Achieved	6/14/2016
CLUB 76 INC	53	JOHNSON	IA5252719	TNC	201601087	Coliform (TCR)	31-Mar-16	MCL (TCR), Monthly	MCL	Compliance Achieved	5/27/2016

Name of the Public Water Supply (Alphabetical Listing)	Minimum Population Served	County	PWSID	PWS Type	Violation Number	Analyte	Compliance End Date	Violation	Violation Type	Enforcement Action	Enforcement Action Date
CLUB 76 INC	53	JOHNSON	IA5252719	TNC	201601346	E. coli (GWR)	08-Apr-16	Monitoring (GWR) TG and AD, Major	MON	Compliance Achieved	5/27/2016
CLUB 76 INC	53	JOHNSON	IA5252719	TNC	201601275	Coliform (TCR)	30-Apr-16	Monitoring (TCR), Repeat Major	MON	Compliance Achieved	5/27/2016
COIN WATER SUPPLY	193	PAGE	IA7335054	CWS	201602138	Total Trihalomethanes (TTHM)	30-Sep-16	MCL (Chem-Rad), Average	MCL	Compliance Achieved	11/28/2016
COLO WATER SUPPLY	876	STORY	IA8520061	CWS	201602269	Total Haloacetic Acids (HAA5)	31-Jul-16	Monitoring (DBP), Routine Major	MON	NOV Issued	9/20/2016
COLO WATER SUPPLY	876	STORY	IA8520061	CWS	201602270	Total Trihalomethanes (TTHM)	31-Jul-16	Monitoring (DBP), Routine Major	MON	NOV Issued	9/20/2016
COMMUNITY COUNTRY STORE	91	JOHNSON	IA5221207	TNC	201601747	Nitrate (as N)	30-Jun-16	Monitoring (Chem-Rad), Routine Major	MON	Compliance Achieved	11/2/2016
COMMUNITY COUNTRY STORE	91	JOHNSON	IA5221207	TNC	201700272	Failure to conduct a Level 1 Assessment	30-Sep-16	Level 1 Assessment, RT TC+ w/ no RP (RTCR)	TT	Compliance Achieved	3/16/2017
COMMUNITY COUNTRY STORE	91	JOHNSON	IA5221207	TNC	201700539	E. coli (GWR)	10-Oct-16	Monitoring (GWR) TG and AD, Major	MON	Compliance Achieved	10/18/2016
COMMUNITY COUNTRY STORE ANNEX	36	JOHNSON	IA5221209	TNC	201601536	Coliform (RTCR)	31-May-16	Monitoring (RTCR), Routine Major	MON	Compliance Achieved	6/2/2016
CONO CHRISTIAN SCHOOL	30	LINN	IA5792555	CWS	201601160	Coliform (TCR)	31-Mar-16	Monitoring (TCR), Routine Major	MON	Compliance Achieved	6/14/2016
CONO CHRISTIAN SCHOOL	30	LINN	IA5792555	CWS	201601304	Coliform (RTCR)	30-Apr-16	Monitoring (RTCR), Routine Major	MON	Compliance Achieved	6/14/2016
CONO CHRISTIAN SCHOOL	30	LINN	IA5792555	CWS	201601499	Coliform (RTCR)	31-May-16	Monitoring (RTCR), Routine Major	MON	Compliance Achieved	6/14/2016
CONO CHRISTIAN SCHOOL	30	LINN	IA5792555	CWS	201602375	Failure to Issue Consumer Confidence Report	31-Jul-16	Consumer Confidence Report (CCR)	RPT	Compliance Achieved	1/6/2017
CONO CHRISTIAN SCHOOL	30	LINN	IA5792555	CWS	201602254	Coliform (RTCR)	31-Aug-16	Monitoring (RTCR), Routine Major	MON	Compliance Achieved	9/23/2016
CONO CHRISTIAN SCHOOL	30	LINN	IA5792555	CWS	201700661	Coliform (RTCR)	30-Nov-16	Monitoring (RTCR), Routine Major	MON	Compliance Achieved	12/2/2016
CONSUMERS COOPERATIVE SOCIETY	40	JOHNSON	IA5225208	TNC	201601742	Coliform (RTCR)	30-Jun-16	Monitoring (RTCR), Routine Major	MON	Compliance Achieved	7/26/2016
CORALVILLE LAKE TERRACE	340	JOHNSON	IA5200817	CWS	201602367	Failure to Issue Consumer Confidence Report	31-Jul-16	Consumer Confidence Report (CCR)	RPT	Compliance Achieved	9/28/2016
CORNER MARKET	252	SCOTT	IA8258201	TNC	201602130	Failure to conduct a Level 1 Assessment	31-Aug-16	Level 1 Assessment, Multiple TC+ (RTCR)	TT	Compliance Achieved	1/5/2017
CORNER MARKET	252	SCOTT	IA8258201	TNC	201700839	Coliform (RTCR)	31-Dec-16	Monitoring (RTCR), Routine Major	MON	Compliance Achieved	1/30/2017
CORNING MUNI WATER DEPARTMENT	1635	ADAMS	IA0220075	CWS	201601836	Failure to maintain minimum disinfectant residual	07-Jul-16	Residual Disinfectant Concentration (SWTR)	TT	Compliance Achieved	3/28/2017
CORNING MUNI WATER DEPARTMENT	1635	ADAMS	IA0220075	CWS	201700591	Chlorite	14-Nov-16	MCL (Chlorite), Average	MCL	NOV Issued	11/17/2016
COTTAGE RESERVE CORPORATION	198	JOHNSON	IA5200801	CWS	201601647	Lead	30-Jun-16	AL (Pb/Cu), 90th Percentile	MCL	BCA Signed	3/21/2017
COTTAGE RESERVE CORPORATION	198	JOHNSON	IA5200801	CWS	201602366	Failure to Issue Consumer Confidence Report	31-Jul-16	Consumer Confidence Report (CCR)	RPT	Compliance Achieved	10/3/2016
COUNTRY MANOR ESTATES	228	LINN	IA5784307	CWS	201601790	Chlorine	30-Jun-16	Operations Report	RPT	Compliance Achieved	7/11/2016

Name of the Public Water Supply (Alphabetical Listing)	Minimum Population Served	County	PWSID	PWS Type	Violation Number	Analyte	Compliance End Date	Violation	Violation Type	Enforcement Action	Enforcement Action Date
COUNTRY WINDS MANOR INC-RESIDENTIAL CARE	115	HOWARD	IA4500901	CWS	201600634	Nitrate (as N)	31-Jan-16	MCL (Chem-Rad), Single Sample	MCL	Compliance Achieved	7/20/2016
COUNTRY WINDS MANOR INC-RESIDENTIAL CARE	115	HOWARD	IA4500901	CWS	201700143	Total Haloacetic Acids (HAA5)	31-Aug-16	Monitoring (DBP), Routine Major	MON	NOV Issued	10/19/2016
COUNTRY WINDS MANOR INC-RESIDENTIAL CARE	115	HOWARD	IA4500901	CWS	201700142	Total Trihalomethanes (TTHM)	31-Aug-16	Monitoring (DBP), Routine Major	MON	NOV Issued	10/19/2016
COUNTRY WINDS MANOR INC-RESIDENTIAL CARE	115	HOWARD	IA4500901	CWS	201700441	Sodium	30-Sep-16	Monitoring (Chem-Rad), Routine Major	MON	Compliance Achieved	12/14/2016
CRAWFORD CREEK PARK	250	IDA	IA4728957	TNC	201601698	Coliform (RTCR)	30-Jun-16	Monitoring (RTCR), Routine Major	MON	Compliance Achieved	7/25/2016
CRAWFORD CREEK PARK	250	IDA	IA4728957	TNC	201602245	Coliform (RTCR)	31-Aug-16	Monitoring (RTCR), Routine Major	MON	Compliance Achieved	9/6/2016
CRESTON WATER SUPPLY	7834	UNION	IA8816089	CWS	201601167	Carbon, Total Organic (TOC)	31-Mar-16	Monitoring (DBP), Routine Major	MON	Compliance Achieved	4/11/2016
CRESTON WATER SUPPLY	7834	UNION	IA8816089	CWS	201601168	Chlorite	31-Mar-16	Monitoring (DBP), Routine Major	MON	Compliance Achieved	4/11/2016
CRESTVIEW MOBILE HOME PARK	105	STORY	IA8500605	CWS	201601999	Nitrogen-Ammonia (as N)	30-Jun-16	Monitoring (Chem-Rad), Routine Major	MON	Compliance Achieved	1/18/2017
CRESTVIEW MOBILE HOME PARK	105	STORY	IA8500605	CWS	201601998	Sodium	30-Jun-16	Monitoring (Chem-Rad), Routine Major	MON	Compliance Achieved	1/18/2017
CRESTVIEW MOBILE HOME PARK	105	STORY	IA8500605	CWS	201602394	Failure to Issue Consumer Confidence Report	31-Jul-16	Consumer Confidence Report (CCR)	RPT	Compliance Achieved	1/18/2017
CRESTVIEW MOBILE HOME PARK	105	STORY	IA8500605	CWS	201700180	Total Haloacetic Acids (HAA5)	31-Aug-16	Monitoring (DBP), Routine Major	MON	Compliance Achieved	1/18/2017
CRESTVIEW MOBILE HOME PARK	105	STORY	IA8500605	CWS	201700181	Total Trihalomethanes (TTHM)	31-Aug-16	Monitoring (DBP), Routine Major	MON	Compliance Achieved	1/18/2017
CRESTVIEW MOBILE HOME PARK	105	STORY	IA8500605	CWS	201700465	Copper	30-Sep-16	Routine/Repeat Tap Sampling (Pb/Cu)	MON	Compliance Achieved	1/18/2017
CRESTVIEW MOBILE HOME PARK	105	STORY	IA8500605	CWS	201700466	Lead	30-Sep-16	Routine/Repeat Tap Sampling (Pb/Cu)	MON	Compliance Achieved	1/18/2017
CRESTVIEW MOBILE HOME PARK	105	STORY	IA8500605	CWS	201700179	Nitrite (as N)	30-Sep-16	Monitoring (Chem-Rad), Routine Major	MON	Compliance Achieved	1/18/2017
CRESTVIEW MOBILE HOME PARK	105	STORY	IA8500605	CWS	201700182	Nitrite (as N)	30-Sep-16	Monitoring (Chem-Rad), Routine Major	MON	Compliance Achieved	1/18/2017
CRESTVIEW MOBILE HOME PARK	105	STORY	IA8500605	CWS	201700812	Nitrite (as N)	31-Dec-16	Monitoring (Chem-Rad), Routine Major	MON	Compliance Achieved	1/18/2017
CRESTVIEW MOBILE HOME PARK	105	STORY	IA8500605	CWS	201700813	Nitrite (as N)	31-Dec-16	Monitoring (Chem-Rad), Routine Major	MON	Compliance Achieved	1/18/2017
CRESTWOOD ACRES	142	LINN	IA5784314	CWS	201601788	Chlorine	30-Jun-16	Operations Report	RPT	Compliance Achieved	7/11/2016
CUBBYS PERCIVAL	203	FREMONT	IA3643201	TNC	201601733	Coliform (RTCR)	30-Jun-16	Monitoring (RTCR), Routine Major	MON	Compliance Achieved	8/15/2016
D & M ADDITION	80	LINN	IA5784318	CWS	201601791	Chlorine	30-Jun-16	Operations Report	RPT	Compliance Achieved	7/11/2016
DAIRY MART	62	WASHINGTON	IA9203763	TNC	201602001	Coliform (RTCR)	31-Jul-16	Monitoring (RTCR), Routine Major	MON	Compliance Achieved	8/22/2016
DE SOTO WATER SUPPLY	1050	DALLAS	IA2529035	CWS	201602350	Failure to Issue Consumer Confidence Report	31-Jul-16	Consumer Confidence Report (CCR)	RPT	NOV Issued	9/19/2016
DECORAH FISH HATCHERY	50	WINNESHIEK	IA9630902	TNC	201700842	Coliform (RTCR)	31-Dec-16	Monitoring (RTCR), Routine Major	MON	Compliance Achieved	1/18/2017

Name of the Public Water Supply (Alphabetical Listing)	Minimum Population Served	County	PWSID	PWS Type	Violation Number	Analyte	Compliance End Date	Violation	Violation Type	Enforcement Action	Enforcement Action Date
DEDHAM WATER SUPPLY	266	CARROLL	IA1433016	CWS	201601139	Coliform (TCR)	31-Mar-16	Monitoring (TCR), Routine Major	MON	Compliance Achieved	4/21/2016
DEDHAM WATER SUPPLY	266	CARROLL	IA1433016	CWS	201602343	Failure to Issue Consumer Confidence Report	31-Jul-16	Consumer Confidence Report (CCR)	RPT	NOV Issued	9/19/2016
DEERWOOD GOLF INC	306	HENRY	IA4458201	TNC	201601521	Coliform (RTCR)	31-May-16	Monitoring (RTCR), Routine Major	MON	Compliance Achieved	6/7/2016
DEERWOOD GOLF INC	306	HENRY	IA4458201	TNC	201602021	Coliform (RTCR)	31-Jul-16	Monitoring (RTCR), Routine Major	MON	Compliance Achieved	9/15/2016
DEERWOOD GOLF INC	306	HENRY	IA4458201	TNC	201602286	Coliform (RTCR)	31-Aug-16	Monitoring (RTCR), Routine Major	MON	Compliance Achieved	9/15/2016
DELHI WATER SUPPLY	460	DELAWARE	IA2817020	CWS	201601142	Coliform (TCR)	31-Mar-16	Monitoring (TCR), Routine Major	MON	Compliance Achieved	4/4/2016
DELMAR WATER SUPPLY	525	CLINTON	IA2328024	CWS	201700119	Total Haloacetic Acids (HAA5)	31-Aug-16	Monitoring (DBP), Routine Major	MON	NOV Issued	10/19/2016
DELMAR WATER SUPPLY	525	CLINTON	IA2328024	CWS	201700120	Total Trihalomethanes (TTHM)	31-Aug-16	Monitoring (DBP), Routine Major	MON	NOV Issued	10/19/2016
DERBY GRANGE GOLF INC	130	DUBUQUE	IA3126206	TNC	201601323	Coliform (RTCR)	30-Apr-16	Monitoring (RTCR), Routine Major	MON	Compliance Achieved	5/31/2016
DESOTO BEND MINI MART	87	POTTAWATTAMIE	IA4344202	TNC	201602033	E. coli (GWR)	09-Jul-16	Monitoring (GWR) TG and AD, Major	MON	Compliance Achieved	8/3/2016
DMWW-GREENBRIER ESTATES	300	DALLAS	IA7709801	CWS	201700170	Total Haloacetic Acids (HAA5)	31-Aug-16	Monitoring (DBP), Routine Major	MON	NOV Issued	10/25/2016
DMWW-GREENBRIER ESTATES	300	DALLAS	IA7709801	CWS	201700169	Total Trihalomethanes (TTHM)	31-Aug-16	Monitoring (DBP), Routine Major	MON	NOV Issued	10/25/2016
DONNELLSON MUNI WATER WORKS	912	LEE	IA5620046	CWS	201601456	Gross Alpha, excluding Rn & U	31-Mar-16	MCL (Chem-Rad), Average	MCL	NOV Issued	6/14/2016
DONNELLSON MUNI WATER WORKS	912	LEE	IA5620046	CWS	201600935	Radium, Combined (226, 228)	31-Mar-16	MCL (Chem-Rad), Average	MCL	NOV Issued	2/23/2016
DONNELLSON MUNI WATER WORKS	912	LEE	IA5620046	CWS	201601873	Gross Alpha, excluding Rn & U	30-Jun-16	MCL (Chem-Rad), Average	MCL	NOV Issued	8/3/2016
DONNELLSON MUNI WATER WORKS	912	LEE	IA5620046	CWS	201601857	Radium, Combined (226, 228)	30-Jun-16	MCL (Chem-Rad), Average	MCL	NOV Issued	7/28/2016
DONNELLSON MUNI WATER WORKS	912	LEE	IA5620046	CWS	201700446	Sodium	30-Sep-16	Monitoring (Chem-Rad), Routine Major	MON	NOV Issued	12/19/2016
DONNELLSON MUNI WATER WORKS	912	LEE	IA5620046	CWS	201701151	Gross Alpha, excluding Rn & U	30-Sep-16	MCL (Chem-Rad), Average	MCL	NOV Issued	3/21/2017
DONNELLSON MUNI WATER WORKS	912	LEE	IA5620046	CWS	201602416	Radium, Combined (226, 228)	30-Sep-16	MCL (Chem-Rad), Average	MCL	NOV Issued	9/23/2016
DONNELLSON MUNI WATER WORKS	912	LEE	IA5620046	CWS	201700726	Radium, Combined (226, 228)	31-Dec-16	MCL (Chem-Rad), Average	MCL	NOV Issued	1/5/2017
DOW CITY WATER WORKS	510	CRAWFORD	IA2427049	CWS	201700019	Nitrate (as N)	31-Oct-16	MCL (Chem-Rad), Single Sample	MCL	Compliance Achieved	4/6/2017
DOWS WATER SUPPLY	548	WRIGHT	IA9921050	CWS	201700671	Coliform (RTCR)	30-Nov-16	Monitoring (RTCR), Routine Major	MON	Compliance Achieved	12/28/2016
DUBUQUE SPORTS COMPLEX	400	DUBUQUE	IA3126208	TNC	201700823	Coliform (RTCR)	31-Dec-16	Monitoring (RTCR), Routine Major	MON	Compliance Achieved	4/3/2017
DYERSVILLE GOLF AND COUNTRY CLUB	40	DUBUQUE	IA3130883	TNC	201601444	Nitrate (as N)	30-Jun-16	MCL (Chem-Rad), Single Sample	MCL	Compliance Achieved	10/11/2016
DYERSVILLE MUNICIPAL WATER CO	4058	DUBUQUE	IA3130091	CWS	201600837	Radium, Combined (226, 228)	31-Mar-16	MCL (Chem-Rad), Average	MCL	Compliance Achieved	12/5/2016
DYERSVILLE MUNICIPAL	4058	DUBUQUE	IA3130091	CWS	201601229	Radium, Combined	30-Jun-16	MCL (Chem-Rad), Average	MCL	Compliance	12/5/2016

Name of the Public Water Supply (Alphabetical Listing)	Minimum Population Served	County	PWSID	PWS Type	Violation Number	Analyte	Compliance End Date	Violation	Violation Type	Enforcement Action	Enforcement Action Date
WATER CO						(226, 228)				Achieved	
DYERSVILLE MUNICIPAL WATER CO	4058	DUBUQUE	IA3130091	CWS	201701010	Radium, Combined (226, 228)	30-Sep-16	MCL (Chem-Rad), Average	MCL	Compliance Achieved	12/5/2016
DYERSVILLE MUNICIPAL WATER CO	4058	DUBUQUE	IA3130091	CWS	201700435	Radium, Combined (226, 228)	30-Sep-16	Monitoring (Chem-Rad), Routine Major	MON	Compliance Achieved	12/5/2016
EAGLE GROVE COUNTRY CLUB	51	WRIGHT	IA9926809	TNC	201601723	Coliform (RTCR)	30-Jun-16	Monitoring (RTCR), Routine Major	MON	Compliance Achieved	7/28/2016
EAGLES NEST	42	WASHINGTON	IA9212201	TNC	201602064	Failure to conduct a Level 1 Assessment	30-Sep-16	Level 1 Assessment, Multiple TC+ (RTCR)	TT	Compliance Achieved	10/10/2016
EARLVILLE MUNI WATER SUPPLY	812	DELAWARE	IA2825099	CWS	201700397	Coliform (RTCR)	31-Oct-16	Monitoring (RTCR), Routine Major	MON	Compliance Achieved	11/2/2016
EASTERN HILLS BAPTIST CHURCH	125	POTTAWATTAMIE	IA7820851	NTNC	201601163	Nitrate (as N)	31-Mar-16	Monitoring (Chem-Rad), Routine Major	MON	Compliance Achieved	4/26/2016
EDEN VALLEY REFUGE	25	JACKSON	IA4950905	TNC	201601300	Coliform (RTCR)	30-Apr-16	Monitoring (RTCR), Routine Major	MON	Compliance Achieved	5/26/2016
EDGEWOOD WATER SUPPLY	864	CLAYTON	IA2220002	CWS	201700987	Radium, Combined (226, 228)	31-Dec-16	Monitoring (Chem-Rad), Routine Major	MON	Compliance Achieved	2/27/2017
ELBERON WATER SUPPLY	196	TAMA	IA8631003	CWS	201602273	Coliform (RTCR)	31-Aug-16	Monitoring (RTCR), Routine Major	MON	Compliance Achieved	9/28/2016
ELBERON WATER SUPPLY	196	TAMA	IA8631003	CWS	201701150	Lead & Copper Rule	30-Sep-16	Routine/Repeat Tap Sampling (Pb/Cu)	MON	BCA Signed	4/12/2017
ELEGANT INN (WEST LIBERTY)	50	CEDAR	IA7073707	TNC	201601540	E. coli (GWR)	19-May-16	Monitoring (GWR) TG and AD, Major	MON	Compliance Achieved	7/20/2016
ELKADER GOLF & COUNTRY CLUB	45	CLAYTON	IA2223438	TNC	201601288	Coliform (RTCR)	30-Apr-16	Monitoring (RTCR), Routine Major	MON	Compliance Achieved	7/28/2016
ELKADER GOLF & COUNTRY CLUB	45	CLAYTON	IA2223438	TNC	201601484	Coliform (RTCR)	31-May-16	Monitoring (RTCR), Routine Major	MON	Compliance Achieved	7/28/2016
ELKADER GOLF & COUNTRY CLUB	45	CLAYTON	IA2223438	TNC	201601686	Coliform (RTCR)	30-Jun-16	Monitoring (RTCR), Routine Major	MON	Compliance Achieved	7/28/2016
ELKADER GOLF & COUNTRY CLUB	45	CLAYTON	IA2223438	TNC	201700295	Failure to submit MOR	30-Jun-16	Operations Report	RPT	NOV Issued	7/12/2016
ELKADER GOLF & COUNTRY CLUB	45	CLAYTON	IA2223438	TNC	201700296	Failure to submit MOR	30-Sep-16	Operations Report	RPT	NOV Issued	10/12/2016
ELKADER GRACE EVANGELICAL FREE CHURCH	120	CLAYTON	IA2223801	TNC	201600943	Failure to Consult with DNR	31-Jan-16	Failure to Consult (GWR)	RPT	Compliance Achieved	1/27/2016
ELKADER GRACE EVANGELICAL FREE CHURCH	120	CLAYTON	IA2223801	TNC	201601751	Nitrate (as N)	30-Jun-16	Monitoring (Chem-Rad), Routine Major	MON	Compliance Achieved	11/1/2016
ELKADER GRACE EVANGELICAL FREE CHURCH	120	CLAYTON	IA2223801	TNC	201601750	Coliform (RTCR)	30-Jun-16	Monitoring (RTCR), Routine Major	MON	Compliance Achieved	7/25/2016
ELKADER GRACE EVANGELICAL FREE CHURCH	120	CLAYTON	IA2223801	TNC	201602294	E. coli (GWR)	06-Aug-16	Monitoring (GWR) TG and AD, Major	MON	Compliance Achieved	9/13/2016
ELKADER GRACE EVANGELICAL FREE CHURCH	120	CLAYTON	IA2223801	TNC	201601845	Failure to conduct a Level 1 Assessment	30-Sep-16	Level 1 Assessment, Multiple TC+ (RTCR)	TT	Compliance Achieved	11/7/2016
ELKHART WATER SUPPLY	683	POLK	IA7730012	CWS	201601841	Failure to meet minimum chlorine residuals	30-Jul-16	Monitoring (MOR)	MON	NOV Issued	7/20/2016
EPWORTH WATER SUPPLY	1860	DUBUQUE	IA3133033	CWS	201601488	Nitrate (as N)	31-May-16	Monitoring (Chem-Rad), Routine Major	MON	Compliance Achieved	6/21/2016
E-STOP	63	MILLS	IA6520201	TNC	201700206	Nitrate (as N)	30-Sep-16	Monitoring (Chem-Rad), Routine Major	MON	Compliance Achieved	10/25/2016
E-STOP	63	MILLS	IA6520201	TNC	201700205	Coliform (RTCR)	30-Sep-16	Monitoring (RTCR), Routine Major	MON	Compliance Achieved	10/25/2016

Name of the Public Water Supply (Alphabetical Listing)	Minimum Population Served	County	PWSID	PWS Type	Violation Number	Analyte	Compliance End Date	Violation	Violation Type	Enforcement Action	Enforcement Action Date
EVERLY WATER SUPPLY	606	CLAY	IA2115029	CWS	201700118	Total Haloacetic Acids (HAA5)	31-Aug-16	Monitoring (DBP), Routine Major	MON	NOV Issued	10/25/2016
EVERLY WATER SUPPLY	606	CLAY	IA2115029	CWS	201700117	Total Trihalomethanes (TTHM)	31-Aug-16	Monitoring (DBP), Routine Major	MON	NOV Issued	10/25/2016
F B & COMPANY	42	LINN	IA5720201	TNC	201600857	Coliform (TCR)	31-Jan-16	Monitoring (TCR), Routine Major	MON	Compliance Achieved	3/30/2016
FAIRBANK WATER SUPPLY	1118	BUCHANAN	IA1025031	CWS	201600940	Radium, Combined (226, 228)	31-Mar-16	MCL (Chem-Rad), Average	MCL	Compliance Achieved	4/25/2016
FAIRVIEW MENNONITE CHURCH	41	JOHNSON	IA9233804	TNC	201700208	Nitrate (as N)	30-Sep-16	Monitoring (Chem-Rad), Routine Major	MON	Compliance Achieved	11/29/2016
FAIRVIEW MENNONITE CHURCH	41	JOHNSON	IA9233804	TNC	201700679	Coliform (RTCR)	30-Nov-16	Monitoring (RTCR), Routine Major	MON	Compliance Achieved	12/22/2016
FARLEY WATER SUPPLY	1537	DUBUQUE	IA3135018	CWS	201600946	Radium, Combined (226, 228)	31-Mar-16	MCL (Chem-Rad), Average	MCL	Compliance Achieved	5/10/2016
FARMERS ALL NATURAL CREAMERY	27	JOHNSON	IA5213101	NTNC	201601638	Copper	30-Jun-16	AL (Pb/Cu), 90th Percentile	MCL	BCA Signed	7/20/2016
FAWN CREEK COUNTRY CLUB	50	JONES	IA5307811	TNC	201602425	Failure to conduct a Level 1 Assessment	30-Sep-16	Level 1 Assessment, Multiple TC+ (RTCR)	TT	Compliance Achieved	11/22/2016
FAWN CREEK COUNTRY CLUB	50	JONES	IA5307811	TNC	201700744	Coliform (RTCR)	31-Dec-16	Monitoring (RTCR), Add. Routine Major	MON	Compliance Achieved	2/6/2017
FC UNITED SOCCER CLUB INC	100	LINN	IA5715215	TNC	201600944	Failure to obtain a Construction Permit	29-Feb-16	Construction Without Permit	STA	Compliance Achieved	2/5/2016
FOUR OAKS	60	LINN	IA5715802	CWS	201700675	Coliform (RTCR)	30-Nov-16	Monitoring (RTCR), Routine Major	MON	Compliance Achieved	12/12/2016
GALLERY ACRES WEST	43	JOHNSON	IA5282306	CWS	201601329	Arsenic	31-Mar-16	Monitoring (Chem-Rad), Routine Major	MON	Compliance Achieved	5/23/2016
GALLERY ACRES WEST	43	JOHNSON	IA5282306	CWS	201601436	Arsenic	30-Jun-16	MCL (Chem-Rad), Average	MCL	BCA Signed	2/3/2017
GALLERY ACRES WEST	43	JOHNSON	IA5282306	CWS	201700616	Arsenic	30-Sep-16	MCL (Chem-Rad), Average	MCL	BCA Signed	2/3/2017
GALLERY ACRES WEST	43	JOHNSON	IA5282306	CWS	201700358	Arsenic	31-Dec-16	MCL (Chem-Rad), Average	MCL	BCA Signed	2/3/2017
GATEWAY DEVELOPMENT	400	JOHNSON	IA5225312	NTNC	201700480	Copper	30-Sep-16	Routine/Repeat Tap Sampling (Pb/Cu)	MON	NOV Issued	11/16/2016
GATEWAY DEVELOPMENT	400	JOHNSON	IA5225312	NTNC	201700481	Lead	30-Sep-16	Routine/Repeat Tap Sampling (Pb/Cu)	MON	NOV Issued	11/16/2016
GAVIN ESTATES	52	DUBUQUE	IA3100823	CWS	201601781	Chlorine	30-Jun-16	Operations Report	RPT	NOV Issued	7/11/2016
GILLETT GROVE WATER SUPPLY	49	CLAY	IA2127085	CWS	201600824	Coliform (TCR)	31-Jan-16	MCL (TCR), Monthly	MCL	Compliance Achieved	2/25/2016
GLENN OAKS ADDITION	88	LINN	IA5784313	CWS	201601824	Chlorine	30-Jun-16	Operations Report	RPT	Compliance Achieved	7/11/2016
GLENWOOD COMMUNITY CHURCH	27	MILLS	IA6525801	TNC	201601743	Nitrate (as N)	30-Jun-16	Monitoring (Chem-Rad), Routine Major	MON	Compliance Achieved	8/30/2016
GLOBAL FOODS PROCESSING INC	170	WOODBURY	IA9778110	NTNC	201700714	Failure to meet Certified Operator Requirement	15-Nov-16	Certified Operator Requirement	STA	Compliance Achieved	12/20/2016
GOLF SIDE GRILLE	45	DUBUQUE	IA3130731	TNC	201601146	Coliform (TCR)	31-Mar-16	Monitoring (TCR), Routine Major	MON	Compliance Achieved	4/20/2016
GOOD TIME CHARLIES	29	JOHNSON	IA5280201	TNC	201601052	Coliform (TCR)	29-Feb-16	Monitoring (TCR), Routine Major	MON	Compliance Achieved	3/21/2016
GOOSE LAKE MUNI WATER SYSTEM	240	CLINTON	IA2339094	CWS	201602348	Failure to Issue Consumer Confidence Report	31-Jul-16	Consumer Confidence Report (CCR)	RPT	Compliance Achieved	9/22/2016

Name of the Public Water Supply (Alphabetical Listing)	Minimum Population Served	County	PWSID	PWS Type	Violation Number	Analyte	Compliance End Date	Violation	Violation Type	Enforcement Action	Enforcement Action Date
GRACE COMMUNITY CHURCH	1300	JOHNSON	IA5252802	TNC	201602015	Coliform (RTCR)	31-Jul-16	Monitoring (RTCR), Routine Major	MON	Compliance Achieved	8/2/2016
GRAND MOUND WATER SUPPLY	642	CLINTON	IA2341099	CWS	201602349	Failure to Issue Consumer Confidence Report	31-Jul-16	Consumer Confidence Report (CCR)	RPT	Compliance Achieved	10/24/2016
GREEN BRIER SUBDIVISION	45	DUBUQUE	IA3126307	CWS	201601786	Chlorine	30-Jun-16	Operations Report	RPT	Compliance Achieved	7/14/2016
GREEN HILLS AEA	100	POTTAWATTAMIE	IA7820558	NTNC	201601413	Lead	30-Jun-16	AL (Pb/Cu), 90th Percentile	MCL	BCA Signed	5/27/2016
GREEN HILLS AEA	100	POTTAWATTAMIE	IA7820558	NTNC	201701149	Lead	31-Dec-16	AL (Pb/Cu), 90th Percentile	MCL	NOV Issued	3/20/2017
HALBUR WATER SUPPLY	249	CARROLL	IA1444022	CWS	201700106	Total Haloacetic Acids (HAA5)	31-Aug-16	Monitoring (DBP), Routine Major	MON	NOV Issued	10/25/2016
HALBUR WATER SUPPLY	249	CARROLL	IA1444022	CWS	201700107	Total Trihalomethanes (TTHM)	31-Aug-16	Monitoring (DBP), Routine Major	MON	NOV Issued	10/25/2016
HAMMYS HIDEOUT	27	ALLAMAKEE	IA0397201	TNC	201602088	E. coli (RTCR)	30-Sep-16	MCL, EC+ (RTCR)	MCL	Compliance Achieved	10/5/2016
HAMMYS HIDEOUT	27	ALLAMAKEE	IA0397201	TNC	201700712	Failure to meet compliance schedule	15-Nov-16	Compliance Schedule	V/E	Compliance Achieved	2/24/2017
HANCOCK COUNTY FAIRGROUNDS	27	HANCOCK	IA4103201	TNC	201601328	Coliform (RTCR)	30-Apr-16	Monitoring (RTCR), Routine Major	MON	Compliance Achieved	5/31/2016
HANCOCK COUNTY FAIRGROUNDS	27	HANCOCK	IA4103201	TNC	201601731	Coliform (RTCR)	30-Jun-16	Monitoring (RTCR), Routine Major	MON	Compliance Achieved	7/26/2016
HANCOCK COUNTY FAIRGROUNDS	27	HANCOCK	IA4103201	TNC	201602281	Coliform (RTCR)	31-Aug-16	Monitoring (RTCR), Routine Major	MON	Compliance Achieved	4/4/2017
HANCOCK COUNTY FAIRGROUNDS	27	HANCOCK	IA4103201	TNC	201700195	Coliform (RTCR)	30-Sep-16	Monitoring (RTCR), Routine Major	MON	Compliance Achieved	4/4/2017
HANFORD COMMUNITY CHURCH	52	CERRO GORDO	IA1739801	TNC	201601773	E. coli (RTCR)	30-Sep-16	MCL, EC+ (RTCR)	MCL	Compliance Achieved	1/23/2017
HANFORD COMMUNITY CHURCH	52	CERRO GORDO	IA1739801	TNC	201700534	E. coli (GWR)	08-Oct-16	Monitoring (GWR) TG and AD, Major	MON	Compliance Achieved	1/23/2017
HANFORD COMMUNITY CHURCH	52	CERRO GORDO	IA1739801	TNC	201700321	Failure to meet compliance schedule	24-Oct-16	Compliance Schedule	V/E	Compliance Achieved	11/15/2016
HANFORD COMMUNITY CHURCH	52	CERRO GORDO	IA1739801	TNC	201700686	E. coli (GWR)	04-Nov-16	Monitoring (GWR) TG and AD, Major	MON	Compliance Achieved	1/23/2017
HANFORD COMMUNITY CHURCH	52	CERRO GORDO	IA1739801	TNC	201700845	E. coli (GWR)	11-Dec-16	Monitoring (GWR) TG and AD, Major	MON	Compliance Achieved	1/23/2017
HANFORD COMMUNITY CHURCH	52	CERRO GORDO	IA1739801	TNC	201700835	Coliform (RTCR)	31-Dec-16	Monitoring (RTCR), Routine Major	MON	Compliance Achieved	1/23/2017
HANLONTOWN WATER SUPPLY SYSTEM	231	WORTH	IA9830001	CWS	201602333	Failure to Issue Consumer Confidence Report	31-Jul-16	Consumer Confidence Report (CCR)	RPT	Compliance Achieved	9/21/2016
HARDY WATER SUPPLY	35	HUMBOLDT	IA4634028	TNC	201601627	E. coli (RTCR)	30-Sep-16	MCL, EC+ (RTCR)	MCL	Compliance Achieved	11/30/2016
HARMONY BIBLE CHURCH	270	HENRY	IA2915885	TNC	201601143	Coliform (TCR)	31-Mar-16	Monitoring (TCR), Routine Major	MON	Compliance Achieved	8/18/2016
HARMONY BIBLE CHURCH	270	HENRY	IA2915885	TNC	201601144	Coliform (TCR)	31-Mar-16	Monitoring (TCR), Routine Major	MON	Compliance Achieved	8/18/2016
HARMONY BIBLE CHURCH	270	HENRY	IA2915885	TNC	201601691	Coliform (RTCR)	30-Jun-16	Monitoring (RTCR), Routine Major	MON	Compliance Achieved	8/18/2016
HARMONY BIBLE CHURCH	270	HENRY	IA2915885	TNC	201601692	Coliform (RTCR)	30-Jun-16	Monitoring (RTCR), Routine Major	MON	Compliance Achieved	8/18/2016
HART RIDGE GOLF COURSE	167	DELAWARE	IA2839203	TNC	201602279	Nitrate (as N)	31-Aug-16	Monitoring (Chem-Rad),	MON	Compliance	9/1/2016

Name of the Public Water Supply (Alphabetical Listing)	Minimum Population Served	County	PWSID	PWS Type	Violation Number	Analyte	Compliance End Date	Violation	Violation Type	Enforcement Action	Enforcement Action Date
								Routine Major		Achieved	
HART RIDGE GOLF COURSE	167	DELAWARE	IA2839203	TNC	201700689	E. coli (GWR)	07-Nov-16	Monitoring (GWR) TG and AD, Major	MON	Compliance Achieved	11/27/2016
HARTWICK POINT WELL	120	DELAWARE	IA2817860	TNC	201601652	Nitrate (as N)	31-Jul-16	MCL (Chem-Rad), Single Sample	MCL	BCA Signed	3/13/2017
HARTWICK POINT WELL	120	DELAWARE	IA2817860	TNC	201601912	Nitrate (as N)	31-Aug-16	MCL (Chem-Rad), Single Sample	MCL	BCA Signed	3/13/2017
HARTWICK POINT WELL	120	DELAWARE	IA2817860	TNC	201602213	Nitrate (as N)	30-Sep-16	MCL (Chem-Rad), Single Sample	MCL	BCA Signed	3/13/2017
HAWKES NEST CAFE	30	BREMER	IA0922201	TNC	201601678	Nitrate (as N)	30-Jun-16	Monitoring (Chem-Rad), Routine Major	MON	Compliance Achieved	7/28/2016
HAWKES NEST CAFE	30	BREMER	IA0922201	TNC	201601679	Coliform (RTCR)	30-Jun-16	Monitoring (RTCR), Routine Major	MON	Compliance Achieved	7/28/2016
HERITAGE OAKS GOLF & COUNTRY CLUB	60	LOUISA	IA5879826	TNC	201601306	Coliform (RTCR)	30-Apr-16	Monitoring (RTCR), Routine Major	MON	Compliance Achieved	5/11/2016
HERITAGE OAKS GOLF & COUNTRY CLUB	60	LOUISA	IA5879826	TNC	201601706	Nitrate (as N)	30-Jun-16	Monitoring (Chem-Rad), Routine Major	MON	NOV Issued	7/25/2016
HERITAGE OAKS GOLF & COUNTRY CLUB	60	LOUISA	IA5879826	TNC	201601990	Coliform (RTCR)	31-Jul-16	Monitoring (RTCR), Routine Major	MON	Compliance Achieved	8/16/2016
HICKORY GROVE (GOLF COURSE)	28	FAYETTE	IA3353746	TNC	201700133	Coliform (RTCR)	30-Sep-16	Monitoring (RTCR), Routine Major	MON	Compliance Achieved	4/25/2017
HICKORY GROVE (GOLF COURSE)	28	FAYETTE	IA3353746	TNC	201700132	Nitrate (as N)	30-Sep-16	Monitoring (Chem-Rad), Routine Major	MON	Compliance Achieved	4/25/2017
HIDDEN RIVER CAMPGROUNDS	101	CEDAR	IA1689401	TNC	201601815	Failure to conduct a Level 1 Assessment	31-Jul-16	Level 1 Assessment, Multiple TC+ (RTCR)	TT	Compliance Achieved	9/15/2016
HIDEAWAY HILLS MOBILE HOME PARK	40	ALLAMAKEE	IA0345603	CWS	201600908	Coliform (TCR)	31-Jan-16	Monitoring (TCR), Routine Major	MON	Compliance Achieved	2/9/2016
HIDEAWAY HILLS MOBILE HOME PARK	40	ALLAMAKEE	IA0345603	CWS	201601017	Radium, Combined (226, 228)	31-Mar-16	MCL (Chem-Rad), Average	MCL	Compliance Achieved	6/8/2016
HIDEAWAY HILLS MOBILE HOME PARK	40	ALLAMAKEE	IA0345603	CWS	201601516	Coliform (RTCR)	31-May-16	Monitoring (RTCR), Routine Major	MON	Compliance Achieved	6/21/2016
HIGH AND WEST AMANA WATER SUPPLY	250	IOWA	IA4880087	CWS	201600834	Copper	30-Jun-16	AL (Pb/Cu), 90th Percentile	MCL	BCA Signed	10/24/2016
HIGH AND WEST AMANA WATER SUPPLY	250	IOWA	IA4880087	CWS	201700741	Copper	31-Dec-16	AL (Pb/Cu), 90th Percentile	MCL	BCA Signed	10/24/2016
HILLSIDE STABLES RESTAURANT	57	JACKSON	IA4975201	TNC	201700680	Coliform (RTCR)	30-Nov-16	Monitoring (RTCR), Routine Major	MON	NOV Issued	12/19/2016
HILLSIDE STABLES RESTAURANT	57	JACKSON	IA4975201	TNC	201700838	Coliform (RTCR)	31-Dec-16	Monitoring (RTCR), Routine Major	MON	NOV Issued	1/17/2017
HILLTOP ROAD ASSOCIATION #2	55	MUSCATINE	IA7048308	CWS	201601732	Coliform (RTCR)	30-Jun-16	Monitoring (RTCR), Routine Major	MON	Compliance Achieved	7/6/2016
HILLTOP VILLAGE MHC, INC.	80	CHEROKEE	IA1800601	CWS	201700112	Coliform (RTCR)	30-Sep-16	Monitoring (RTCR), Routine Major	MON	Compliance Achieved	10/31/2016
HIM HEARTH N HOME COOKING	57	WASHINGTON	IA9233205	TNC	201700201	Coliform (RTCR)	30-Sep-16	Monitoring (RTCR), Routine Major	MON	Compliance Achieved	10/4/2016
HITCHCOCK HOUSE	216	CASS	IA1535901	TNC	201601756	Coliform (RTCR)	30-Jun-16	Monitoring (RTCR), Routine Major	MON	Compliance Achieved	8/29/2016
HITCHCOCK HOUSE	216	CASS	IA1535901	TNC	201602026	Coliform (RTCR)	31-Jul-16	Monitoring (RTCR), Routine Major	MON	Compliance Achieved	8/29/2016
HITCHCOCK HOUSE	216	CASS	IA1535901	TNC	201700221	Nitrate (as N)	30-Sep-16	Monitoring (Chem-Rad), Routine Major	MON	NOV Issued	10/24/2016

Name of the Public Water Supply (Alphabetical Listing)	Minimum Population Served	County	PWSID	PWS Type	Violation Number	Analyte	Compliance End Date	Violation	Violation Type	Enforcement Action	Enforcement Action Date
HITCHCOCK HOUSE	216	CASS	IA1535901	TNC	201700220	Coliform (RTCR)	30-Sep-16	Monitoring (RTCR), Routine Major	MON	NOV Issued	10/24/2016
HOMELAND ENERGY SOLUTION LLC	55	CHICKASAW	IA1970801	NTNC	201700301	Copper	30-Sep-16	AL (Pb/Cu), 90th Percentile	MCL	BCA Signed	10/21/2016
HOMELAND ENERGY SOLUTION LLC	55	CHICKASAW	IA1970801	NTNC	201700375	Coliform (RTCR)	31-Oct-16	Monitoring (RTCR), Add. Routine Major	MON	Compliance Achieved	11/28/2016
HOPKINTON MUNICIPAL UTILITIES	628	DELAWARE	IA2835056	CWS	201601827	Chlorine	30-Jun-16	Operations Report	RPT	Compliance Achieved	7/13/2016
HOWARD H CHERRY SCOUT RESERVATION	155	LINN	IA5720421	TNC	201601661	E. coli (RTCR)	31-Jul-16	MCL, EC+ (RTCR)	MCL	Compliance Achieved	8/2/2016
HUMBOLDT COUNTRY CLUB	82	HUMBOLDT	IA4641884	TNC	201602244	Coliform (RTCR)	31-Aug-16	Monitoring (RTCR), Routine Major	MON	Compliance Achieved	9/12/2016
HUNTS CEDAR RIVER CAMPGROUND	42	CEDAR	IA1689411	TNC	201700392	Coliform (RTCR)	31-Oct-16	Monitoring (RTCR), Routine Major	MON	NOV Issued	11/16/2016
HURSTVILLE INTERPRETIVE CENTER	50	JACKSON	IA4938401	TNC	201700387	Coliform (RTCR)	31-Oct-16	Monitoring (RTCR), Add. Routine Major	MON	Compliance Achieved	12/6/2016
I-29 HWY 2 SID LLC	1074	FREMONT	IA3643202	NTNC	201700825	Nitrate (as N)	31-Dec-16	Monitoring (Chem-Rad), Routine Major	MON	Compliance Achieved	1/26/2017
IMMANUEL REFORMED CHURCH	72	WRIGHT	IA9905801	TNC	201601183	Coliform (TCR)	31-Mar-16	Monitoring (TCR), Routine Major	MON	Compliance Achieved	5/10/2016
IONIA WATER SUPPLY	291	CHICKASAW	IA1946078	CWS	201602096	Chlorine	30-Jun-16	Operations Report	RPT	Compliance Achieved	7/12/2016
IOWA CITY REGENCY MOBILE HOME COMMUNITY	700	JOHNSON	IA5225673	CWS	201700614	Failure Maintain Microbial Treat (GWR)	31-Oct-16	Failure Maintain Microbial Treat (GWR)	TT	NOV Issued	11/7/2016
IRA WATER ASSOCIATION	62	JASPER	IA5031301	CWS	201601842	Chlorine	30-Jul-16	Monitoring (MOR)	MON	NOV Issued	7/20/2016
JACKSON HEIGHTS GOLF COURSE	72	WINNESHIEK	IA9661201	TNC	201700196	Coliform (RTCR)	30-Sep-16	Monitoring (RTCR), Routine Major	MON	Compliance Achieved	10/4/2016
JACOBS LANDING	48	JOHNSON	IA5280306	CWS	201700303	Failure to obtain a Construction Permit	31-Oct-16	Construction Without Permit	STA	Compliance Achieved	10/28/2016
JAMAICA WATER SUPPLY	224	GUTHRIE	IA3949000	CWS	201700438	Nitrogen-Ammonia (as N)	30-Sep-16	Monitoring (Chem-Rad), Routine Major	MON	NOV Issued	11/18/2016
JAMAICA WATER SUPPLY	224	GUTHRIE	IA3949000	CWS	201700137	Nitrite (as N)	30-Sep-16	Monitoring (Chem-Rad), Routine Major	MON	Compliance Achieved	12/6/2016
JAMAICA WATER SUPPLY	224	GUTHRIE	IA3949000	CWS	201700138	Nitrite (as N)	30-Sep-16	Monitoring (Chem-Rad), Routine Major	MON	Compliance Achieved	12/6/2016
JAMAICA WATER SUPPLY	224	GUTHRIE	IA3949000	CWS	201700797	E. coli (GWR)	31-Dec-16	Monitoring (GWR) AS, Major	MON	Compliance Achieved	2/28/2017
JEFFERSON WATER DEPARTMENT	4345	GREENE	IA3742004	CWS	201602080	Copper	30-Sep-16	AL (Pb/Cu), 90th Percentile	MCL	BCA Signed	8/15/2016
JERICO JOS	28	CHICKASAW	IA1951201	TNC	201601051	Coliform (TCR)	29-Feb-16	Monitoring (TCR), Routine Major	MON	Compliance Achieved	3/9/2016
JESUP MUNICIPAL WATER SUPPLY	2527	BUCHANAN	IA1044006	CWS	201602235	Total Haloacetic Acids (HAA5)	31-Jul-16	Monitoring (DBP), Routine Major	MON	NOV Issued	9/20/2016
JESUP MUNICIPAL WATER SUPPLY	2527	BUCHANAN	IA1044006	CWS	201602236	Total Trihalomethanes (TTHM)	31-Jul-16	Monitoring (DBP), Routine Major	MON	NOV Issued	9/20/2016
JEWELL WATER SUPPLY	1215	HAMILTON	IA4027010	CWS	201700052	Lead	30-Sep-16	AL (Pb/Cu), 90th Percentile	MCL	BCA Signed	10/18/2016
JMD OIL INC	395	CEDAR	IA1600605	TNC	201700786	Coliform (RTCR)	31-Dec-16	Monitoring (RTCR), Routine Major	MON	NOV Issued	1/17/2017
JOE SHELDON PARK-HUMBOLDT CCB	52	HUMBOLDT	IA4622903	TNC	201700051	Nitrate (as N)	31-Oct-16	MCL (Chem-Rad), Single Sample	MCL	NOV Issued	10/17/2016
JOES CAMPGROUND	32	ALLAMAKEE	IA0315204	TNC	201601543	E. coli (GWR)	22-May-16	Monitoring (GWR) TG and	MON	Compliance	5/24/2016

Name of the Public Water Supply (Alphabetical Listing)	Minimum Population Served	County	PWSID	PWS Type	Violation Number	Analyte	Compliance End Date	Violation	Violation Type	Enforcement Action	Enforcement Action Date
								AD, Major		Achieved	
JOS LONGBRANCH	27	HOWARD	IA4515202	TNC	201601209	Chlorine	31-Mar-16	Operations Report	RPT	AO w/ Penalty	5/20/2016
JOS LONGBRANCH	27	HOWARD	IA4515202	TNC	201602100	Chlorine	30-Jun-16	Operations Report	RPT	AO w/ Penalty	5/20/2016
JOS LONGBRANCH	27	HOWARD	IA4515202	TNC	201700281	Chlorine	30-Sep-16	Operations Report	RPT	AO w/ Penalty	5/20/2016
JOS LONGBRANCH	27	HOWARD	IA4515202	TNC	201700822	Coliform (RTCR)	31-Dec-16	Monitoring (RTCR), Routine Major	MON	Compliance Achieved	1/10/2017
KALMES STORE	112	JACKSON	IA4979796	TNC	201601151	Nitrate (as N)	31-Mar-16	Monitoring (Chem-Rad), Routine Major	MON	Compliance Achieved	8/23/2016
KALONA CREAMERY, LLC	262	JOHNSON	IA5221102	TNC	201601341	Nitrite (as N)	30-Apr-16	Monitoring (Chem-Rad), Routine Major	MON	Compliance Achieved	5/2/2016
KALONA WATER DEPT	2363	WASHINGTON	IA9233012	CWS	201700305	Copper	30-Sep-16	AL (Pb/Cu), 90th Percentile	MCL	BCA Signed	10/10/2016
KALONA WATER DEPT	2363	WASHINGTON	IA9233012	CWS	201700304	Lead	30-Sep-16	AL (Pb/Cu), 90th Percentile	MCL	BCA Signed	10/10/2016
KENNEDY MEM PK-WEBSTER CONSERV	210	WEBSTER	IA9433904	TNC	201700817	Coliform (RTCR)	31-Dec-16	Monitoring (RTCR), Routine Major	MON	Compliance Achieved	2/2/2017
KINZE MANUFACTURING INC	580	IOWA	IA4884101	NTNC	201602291	E. coli (GWR)	21-Aug-16	Monitoring (GWR) TG and AD, Major	MON	Compliance Achieved	9/16/2016
KNIGHTS FARM	25	LINN	IA5798201	TNC	201700840	Coliform (RTCR)	31-Dec-16	Monitoring (RTCR), Routine Major	MON	Compliance Achieved	1/3/2017
KNOLLCREST HOA	42	SCOTT	IA8222301	CWS	201600963	Failure to meet Certified Operator Requirement	31-Mar-16	Certified Operator Requirement	STA	Compliance Achieved	7/8/2016
KNOLLCREST HOA	42	SCOTT	IA8222301	CWS	201700175	Nitrate (as N)	30-Sep-16	Monitoring (Chem-Rad), Routine Major	MON	Compliance Achieved	10/6/2016
KNOLLCREST HOA	42	SCOTT	IA8222301	CWS	201700174	Nitrite (as N)	30-Sep-16	Monitoring (Chem-Rad), Routine Major	MON	Compliance Achieved	10/6/2016
KOCH FERTILIZER FT DODGE LLC	144	WEBSTER	IA9433161	NTNC	201602193	Lead	30-Sep-16	AL (Pb/Cu), 90th Percentile	MCL	BCA Signed	9/14/2016
KROUL FARMS	55	LINN	IA5758203	TNC	201601535	Coliform (RTCR)	31-May-16	Monitoring (RTCR), Routine Major	MON	Compliance Achieved	6/22/2016
K-TOWN TAP	25	WINNESHIEK	IA4515783	TNC	201600813	Coliform (TCR)	31-Jan-16	MCL (TCR), Monthly	MCL	Compliance Achieved	11/17/2016
K-TOWN TAP	25	WINNESHIEK	IA4515783	TNC	201601060	E. coli (GWR)	01-Feb-16	Monitoring (GWR) TG and AD, Major	MON	Compliance Achieved	4/21/2016
K-TOWN TAP	25	WINNESHIEK	IA4515783	TNC	201601024	Coliform (TCR)	29-Feb-16	Monitoring (TCR), Repeat Major	MON	Compliance Achieved	4/21/2016
K-TOWN TAP	25	WINNESHIEK	IA4515783	TNC	201600933	Coliform (TCR)	29-Feb-16	MCL (TCR), Monthly	MCL	Compliance Achieved	11/17/2016
K-TOWN TAP	25	WINNESHIEK	IA4515783	TNC	201601081	Failure to meet compliance schedule	02-Mar-16	Compliance Schedule	V/E	Compliance Achieved	12/12/2016
K-TOWN TAP	25	WINNESHIEK	IA4515783	TNC	201601192	E. coli (GWR)	03-Mar-16	Monitoring (GWR) TG and AD, Major	MON	Compliance Achieved	4/21/2016
K-TOWN TAP	25	WINNESHIEK	IA4515783	TNC	201601120	Coliform (TCR)	31-Mar-16	Monitoring (TCR), Repeat Major	MON	Compliance Achieved	4/21/2016
K-TOWN TAP	25	WINNESHIEK	IA4515783	TNC	201601496	Coliform (RTCR)	31-May-16	Monitoring (RTCR), Routine Major	MON	Compliance Achieved	11/17/2016
K-TOWN TAP	25	WINNESHIEK	IA4515783	TNC	201601495	Nitrate (as N)	31-May-16	Monitoring (Chem-Rad), Routine Major	MON	Compliance Achieved	11/17/2016
K-TOWN TAP	25	WINNESHIEK	IA4515783	TNC	201601695	Coliform (RTCR)	30-Jun-16	Monitoring (RTCR), Routine Major	MON	Compliance Achieved	11/17/2016

Name of the Public Water Supply (Alphabetical Listing)	Minimum Population Served	County	PWSID	PWS Type	Violation Number	Analyte	Compliance End Date	Violation	Violation Type	Enforcement Action	Enforcement Action Date
LAKEWOOD UTILITIES	200	WEBSTER	IA9433324	CWS	201700473	Copper	30-Sep-16	Routine/Repeat Tap Sampling (Pb/Cu)	MON	BCA Signed	11/29/2016
LAKEWOOD UTILITIES	200	WEBSTER	IA9433324	CWS	201700474	Lead	30-Sep-16	Routine/Repeat Tap Sampling (Pb/Cu)	MON	BCA Signed	11/29/2016
LAKOTA WATER SUPPLY	255	KOSSUTH	IA5540049	CWS	201601156	Total Haloacetic Acids (HAA5)	29-Feb-16	Monitoring (DBP), Routine Major	MON	Compliance Achieved	5/4/2016
LAKOTA WATER SUPPLY	255	KOSSUTH	IA5540049	CWS	201601157	Total Trihalomethanes (TTHM)	29-Feb-16	Monitoring (DBP), Routine Major	MON	Compliance Achieved	5/4/2016
LANSING WATER SUPPLY	999	ALLAMAKEE	IA0345054	CWS	201700603	Radium, Combined (226, 228)	31-Dec-16	MCL (Chem-Rad), Average	MCL	Compliance Achieved	4/20/2017
LARRABEE MUNICIPAL WATER WORKS	134	CHEROKEE	IA1833060	CWS	201601977	Coliform (RTCR)	31-Jul-16	Monitoring (RTCR), Routine Major	MON	Compliance Achieved	8/2/2016
LEON WATER SUPPLY	1977	DECATUR	IA2742076	CWS	201601412	Total Haloacetic Acids (HAA5)	30-Jun-16	MCL (Chem-Rad), Average	MCL	NOV Issued	5/18/2016
LEON WATER SUPPLY	1977	DECATUR	IA2742076	CWS	201602322	Total Haloacetic Acids (HAA5)	30-Aug-16	MCL (Chem-Rad), Average	MCL	NOV Issued	9/16/2016
LEON WATER SUPPLY	1977	DECATUR	IA2742076	CWS	201601892	Total Trihalomethanes (TTHM)	30-Sep-16	MCL (Chem-Rad), Average	MCL	NOV Issued	8/9/2016
LEON WATER SUPPLY	1977	DECATUR	IA2742076	CWS	201700600	Total Trihalomethanes (TTHM)	31-Dec-16	MCL (Chem-Rad), Average	MCL	NOV Issued	11/29/2016
LESTER WATER SUPPLY	295	LYON	IA6055077	CWS	201700164	Coliform (RTCR)	30-Sep-16	Monitoring (RTCR), Routine Major	MON	Compliance Achieved	10/4/2016
LEWIS AND CLARK MONUMENT	102	POTTAWATTAMIE	IA7820903	TNC	201601866	Nitrate	30-Jul-16	Monitoring (MOR)	MON	Compliance Achieved	10/4/2016
LIME SPRINGS WATER SUPPLY	505	HOWARD	IA4535081	CWS	201700146	Total Haloacetic Acids (HAA5)	31-Aug-16	Monitoring (DBP), Routine Major	MON	NOV Issued	10/19/2016
LIME SPRINGS WATER SUPPLY	505	HOWARD	IA4535081	CWS	201700145	Total Trihalomethanes (TTHM)	31-Aug-16	Monitoring (DBP), Routine Major	MON	NOV Issued	10/19/2016
LINCOLNWAY INVESTMENT GROUP	110	LINN	IA5748201	TNC	201601937	Coliform (RTCR)	31-Jul-16	Monitoring (RTCR), Routine Major	MON	Compliance Achieved	8/29/2016
LITTLE BEAR CAMPGROUND	45	CEDAR	IA1677601	CWS	201601541	E. coli (GWR)	26-May-16	Monitoring (GWR) TG and AD, Major	MON	Compliance Achieved	7/23/2016
LITTLE BEAR CAMPGROUND	45	CEDAR	IA1677601	CWS	201601757	Coliform (RTCR)	30-Jun-16	Monitoring (RTCR), Routine Major	MON	Compliance Achieved	7/23/2016
LIVERMORE WATER SUPPLY	384	HUMBOLDT	IA4647090	CWS	201600951	Failure to meet compliance schedule	16-Feb-16	Compliance Schedule	V/E	Compliance Achieved	4/19/2016
LIVERMORE WATER SUPPLY	384	HUMBOLDT	IA4647090	CWS	201601240	Lead	30-Jun-16	AL (Pb/Cu), 90th Percentile	MCL	BCA Signed	5/9/2016
LIVERMORE WATER SUPPLY	384	HUMBOLDT	IA4647090	CWS	201700624	Lead	31-Dec-16	AL (Pb/Cu), 90th Percentile	MCL	BCA Signed	12/12/2016
LOCK AND DAM 14	60	SCOTT	IA8271901	TNC	201700811	Coliform (RTCR)	31-Dec-16	Monitoring (RTCR), Routine Major	MON	Compliance Achieved	2/23/2017
LONE TREE MUNI WATER SYSTEM	1300	JOHNSON	IA5240095	CWS	201700152	Total Haloacetic Acids (HAA5)	31-Aug-16	Monitoring (DBP), Routine Major	MON	NOV Issued	10/19/2016
LONE TREE MUNI WATER SYSTEM	1300	JOHNSON	IA5240095	CWS	201700153	Total Trihalomethanes (TTHM)	31-Aug-16	Monitoring (DBP), Routine Major	MON	NOV Issued	10/19/2016
LOUISA CO LAW ENFORCEMENT CTR	46	LOUISA	IA5800901	CWS	201602377	Failure to Issue Consumer Confidence Report	31-Jul-16	Consumer Confidence Report (CCR)	RPT	NOV Issued	9/19/2016
LOUISA COURTS MHP & SALES	121	MUSCATINE	IA7000689	CWS	201601042	Coliform (TCR)	29-Feb-16	Monitoring (TCR), Routine Major	MON	Compliance Achieved	3/21/2016
LOWER DEER CREEK MENNONITE CHURCH	36	JOHNSON	IA9233803	TNC	201700207	Coliform (RTCR)	30-Sep-16	Monitoring (RTCR), Routine Major	MON	Compliance Achieved	1/6/2017

Name of the Public Water Supply (Alphabetical Listing)	Minimum Population Served	County	PWSID	PWS Type	Violation Number	Analyte	Compliance End Date	Violation	Violation Type	Enforcement Action	Enforcement Action Date
LOWER DEER CREEK MENNONITE CHURCH	36	JOHNSON	IA9233803	TNC	201700678	Coliform (RTCR)	30-Nov-16	Monitoring (RTCR), Routine Major	MON	Compliance Achieved	1/6/2017
LOWER DEER CREEK MENNONITE CHURCH	36	JOHNSON	IA9233803	TNC	201700833	Coliform (RTCR)	31-Dec-16	Monitoring (RTCR), Routine Major	MON	Compliance Achieved	1/6/2017
LOYAL ORDER OF THE MOOSE-IOWA FALLS	71	HARDIN	IA4260208	TNC	201600863	Coliform (TCR)	31-Jan-16	Monitoring (TCR), Routine Major	MON	Compliance Achieved	5/5/2016
LOYAL ORDER OF THE MOOSE-IOWA FALLS	71	HARDIN	IA4260208	TNC	201601039	Coliform (TCR)	29-Feb-16	Monitoring (TCR), Routine Major	MON	Compliance Achieved	5/5/2016
LOYAL ORDER OF THE MOOSE-IOWA FALLS	71	HARDIN	IA4260208	TNC	201601150	Coliform (TCR)	31-Mar-16	Monitoring (TCR), Routine Major	MON	Compliance Achieved	5/5/2016
LOYAL ORDER OF THE MOOSE-IOWA FALLS	71	HARDIN	IA4260208	TNC	201601295	Coliform (RTCR)	30-Apr-16	Monitoring (RTCR), Routine Major	MON	Compliance Achieved	5/5/2016
LU VERNE WATER SUPPLY	261	KOSSUTH	IA5551006	CWS	201602189	Failure to Consult with DNR	19-Jun-16	Failure to Consult (GWR)	RPT	Compliance Achieved	6/20/2016
LUCKYS LAST RESORT CAMPGROUND	105	CERRO GORDO	IA1759401	TNC	201601528	Coliform (RTCR)	31-May-16	Monitoring (RTCR), Routine Major	MON	Compliance Achieved	10/10/2016
LUCKYS LAST RESORT CAMPGROUND	105	CERRO GORDO	IA1759401	TNC	201601752	Coliform (RTCR)	30-Jun-16	Monitoring (RTCR), Routine Major	MON	Compliance Achieved	10/10/2016
LUCKYS LAST RESORT CAMPGROUND	105	CERRO GORDO	IA1759401	TNC	201601628	Failure to meet compliance schedule	30-Jun-16	Compliance Schedule	V/E	Compliance Achieved	9/1/2016
LUCKYS LAST RESORT CAMPGROUND	105	CERRO GORDO	IA1759401	TNC	201602023	Coliform (RTCR)	31-Jul-16	Monitoring (RTCR), Routine Major	MON	Compliance Achieved	10/10/2016
LUCKYS LAST RESORT CAMPGROUND	105	CERRO GORDO	IA1759401	TNC	201602024	Nitrate (as N)	31-Jul-16	Monitoring (Chem-Rad), Routine Major	MON	Compliance Achieved	9/28/2016
LUCKYS LAST RESORT CAMPGROUND	105	CERRO GORDO	IA1759401	TNC	201602287	Coliform (RTCR)	31-Aug-16	Monitoring (RTCR), Routine Major	MON	Compliance Achieved	10/10/2016
LUCKYS LAST RESORT CAMPGROUND	105	CERRO GORDO	IA1759401	TNC	201602288	Nitrate (as N)	31-Aug-16	Monitoring (Chem-Rad), Routine Major	MON	Compliance Achieved	9/28/2016
MAHASKA RURAL WATER SYSTEM, INC.	8142	MAHASKA	IA6273901	CWS	201601219	Failure to conduct a Level 1 Assessment	30-Apr-16	Level 1 Assessment, Multiple TC+ (RTCR)	TT	NOV Issued	7/20/2016
MAKADA HOMEOWNERS ASSOCIATION	75	JOHNSON	IA5225304	CWS	201602369	Failure to Issue Consumer Confidence Report	31-Jul-16	Consumer Confidence Report (CCR)	RPT	NOV Issued	9/19/2016
MALLARD WATER SUPPLY	279	PALO ALTO	IA7450019	CWS	201602260	Total Haloacetic Acids (HAA5)	31-Jul-16	Monitoring (DBP), Routine Major	MON	NOV Issued	10/3/2016
MALLARD WATER SUPPLY	279	PALO ALTO	IA7450019	CWS	201602261	Total Trihalomethanes (TTHM)	31-Jul-16	Monitoring (DBP), Routine Major	MON	NOV Issued	10/3/2016
MANCHESTER LIVESTOCK AUCTION	123	DELAWARE	IA2839202	TNC	201602017	Nitrate (as N)	31-Jul-16	Monitoring (Chem-Rad), Routine Major	MON	Compliance Achieved	8/3/2016
MANILLA MUNI SERVICE DEPT	786	CRAWFORD	IA2436023	CWS	201700122	Total Haloacetic Acids (HAA5)	31-Aug-16	Monitoring (DBP), Routine Major	MON	NOV Issued	10/25/2016
MANILLA MUNI SERVICE DEPT	786	CRAWFORD	IA2436023	CWS	201700121	Total Trihalomethanes (TTHM)	31-Aug-16	Monitoring (DBP), Routine Major	MON	NOV Issued	10/25/2016
MAPLE HILLS COUNTRY CLUB	55	BREMER	IA0975895	TNC	201601279	Coliform (RTCR)	30-Apr-16	Monitoring (RTCR), Routine Major	MON	Compliance Achieved	5/10/2016
MAPLE STREET WELL	30	BENTON	IA0690305	CWS	201700685	Coliform (RTCR)	30-Nov-16	Monitoring (RTCR), Routine Major	MON	Compliance Achieved	12/6/2016
MAPLETON MUNICIPAL WATER PLANT	1224	MONONA	IA6727028	CWS	201601041	Nitrate (as N)	29-Feb-16	Monitoring (Chem-Rad), Routine Major	MON	Compliance Achieved	3/7/2016
MAQUOKETA CAVES STATE PARK #3	50	JACKSON	IA4950923	TNC	201601324	Coliform (RTCR)	30-Apr-16	Monitoring (RTCR), Routine Major	MON	Compliance Achieved	5/6/2016
MARENGO WATER SUPPLY	2528	IOWA	IA4843033	CWS	201602359	Failure to Issue	31-Jul-16	Consumer Confidence	RPT	NOV Issued	9/19/2016

Name of the Public Water Supply (Alphabetical Listing)	Minimum Population Served	County	PWSID	PWS Type	Violation Number	Analyte	Compliance End Date	Violation	Violation Type	Enforcement Action	Enforcement Action Date
						Consumer Confidence Report		Report (CCR)			
MARK TWAIN MEADOWS HOMEOWNERS	375	MUSCATINE	IA7048301	CWS	201602383	Failure to Issue Consumer Confidence Report	31-Jul-16	Consumer Confidence Report (CCR)	RPT	Compliance Achieved	10/27/2016
MARQUETTE WATER SUPPLY	462	CLAYTON	IA2256041	CWS	201601080	Radium, Combined (226, 228)	31-Mar-16	MCL (Chem-Rad), Average	MCL	Compliance Achieved	6/28/2016
MARQUETTE WATER SUPPLY	462	CLAYTON	IA2256041	CWS	201602190	Failure to meet compliance schedule	20-Jul-16	Compliance Schedule	V/E	Compliance Achieved	11/16/2016
MARR PARK	148	WASHINGTON	IA9203461	TNC	201601169	Coliform (TCR)	31-Mar-16	Monitoring (TCR), Routine Major	MON	Compliance Achieved	6/7/2016
MASSEY FISHERMANS WHARF	52	DUBUQUE	IA3126204	TNC	201700790	Coliform (RTCR)	31-Dec-16	Monitoring (RTCR), Routine Major	MON	Compliance Achieved	1/4/2017
MAXWELL WATER DEPARTMENT	920	STORY	IA8557058	CWS	201601165	Coliform (TCR)	31-Mar-16	Monitoring (TCR), Routine Major	MON	Compliance Achieved	4/5/2016
MAYNES GROVE - FRANKLIN CO CONSERVATION	100	FRANKLIN	IA3544401	TNC	201601929	Coliform (RTCR)	31-Jul-16	Monitoring (RTCR), Routine Major	MON	Compliance Achieved	9/7/2016
MAYNES GROVE - FRANKLIN CO CONSERVATION	100	FRANKLIN	IA3544401	TNC	201700532	Coliform (RTCR)	31-Oct-16	Monitoring (RTCR), Routine Major	MON	Compliance Achieved	11/28/2016
MCCAFFREYS DOLCE VITA	52	WINNESHIEK	IA9630211	TNC	201700384	Coliform (RTCR)	31-Aug-16	Monitoring (RTCR), Add. Routine Major	MON	Compliance Achieved	10/3/2016
MEADOW HILLS GOLF COURSE	44	HARDIN	IA4260807	TNC	201700439	Coliform (RTCR)	31-Oct-16	Monitoring (RTCR), Routine Major	MON	Compliance Achieved	4/3/2017
MERIDEN MUNICIPAL WATER SUPPLY	159	CHEROKEE	IA1849071	CWS	201601685	Coliform (RTCR)	30-Jun-16	Monitoring (RTCR), Routine Major	MON	Compliance Achieved	7/11/2016
MESERVEY WATER SUPPLY	256	CERRO GORDO	IA1754073	CWS	201602327	Failure to Issue Consumer Confidence Report	31-Jul-16	Consumer Confidence Report (CCR)	RPT	Compliance Achieved	10/3/2016
MID-MART, INC.	51	DUBUQUE	IA3100740	TNC	201700127	Coliform (RTCR)	30-Sep-16	Monitoring (RTCR), Routine Major	MON	Compliance Achieved	10/26/2016
MIKES SALOON	240	PLYMOUTH	IA7528801	TNC	201601161	Nitrate (as N)	31-Mar-16	Monitoring (Chem-Rad), Routine Major	MON	Compliance Achieved	7/5/2016
MILFORD MUNICIPAL UTILITIES	3008	DICKINSON	IA3050079	CWS	201701106	Failure to obtain a Construction Permit	05-Aug-16	Construction Without Permit	STA	Compliance Achieved	8/1/2016
MINERS CREEK HIDEAWAY	45	CLAYTON	IA2242401	TNC	201700217	Coliform (RTCR)	30-Sep-16	Monitoring (RTCR), Routine Major	MON	Compliance Achieved	10/13/2016
MINERS CREEK HIDEAWAY	45	CLAYTON	IA2242401	TNC	201700683	Coliform (RTCR)	30-Nov-16	Monitoring (RTCR), Routine Major	MON	Compliance Achieved	4/20/2017
MINGO WATER DEPARTMENT	302	JASPER	IA5052087	CWS	201602091	Chlorine	30-Jun-16	Monitoring (MOR)	MON	NOV Issued	8/16/2016
MINGO WATER DEPARTMENT	302	JASPER	IA5052087	CWS	201601701	Coliform (RTCR)	30-Jun-16	Monitoring (RTCR), Routine Major	MON	Compliance Achieved	7/8/2016
MISSFITZ BAR & GRILL	40	ALLAMAKEE	IA0330202	TNC	201700293	Chlorine	30-Sep-16	Operations Report	RPT	Compliance Achieved	10/15/2016
MITCHELL COUNTY CARE FACILITY	25	MITCHELL	IA6600901	NTNC	201700663	Nitrate (as N)	30-Nov-16	Monitoring (Chem-Rad), Routine Major	MON	Compliance Achieved	12/13/2016
MITCHELL COUNTY CARE FACILITY	25	MITCHELL	IA6600901	NTNC	201700806	Coliform (RTCR)	31-Dec-16	Monitoring (RTCR), Routine Major	MON	Compliance Achieved	1/4/2017
MITCHELLVILLE WATER SUPPLY	2254	POLK	IA7751092	CWS	201700459	Radium, Combined (226, 228)	30-Sep-16	Monitoring (Chem-Rad), Routine Major	MON	Compliance Achieved	10/12/2016
MONTI-VIEW MOBILE HOME PARK	60	JONES	IA5300688	CWS	201601702	Nitrate (as N)	30-Jun-16	Monitoring (Chem-Rad), Routine Major	MON	Compliance Achieved	7/15/2016

Name of the Public Water Supply (Alphabetical Listing)	Minimum Population Served	County	PWSID	PWS Type	Violation Number	Analyte	Compliance End Date	Violation	Violation Type	Enforcement Action	Enforcement Action Date
MONTI-VIEW MOBILE HOME PARK	60	JONES	IA5300688	CWS	201601851	Failure to meet compliance schedule	09-Jul-16	Compliance Schedule	V/E	Compliance Achieved	8/10/2016
MONTROSE WATER WORKS	898	LEE	IA5650003	CWS	201600833	Failure to maintain minimum disinfectant residual	21-Jan-16	Residual Disinfectant Concentration	TT	Compliance Achieved	4/30/2016
MOONSHINE TAP	30	CHICKASAW	IA1974222	TNC	201601141	Coliform (TCR)	31-Mar-16	Monitoring (TCR), Routine Major	MON	Compliance Achieved	4/11/2016
MOONSHINE TAP	30	CHICKASAW	IA1974222	TNC	201601981	Coliform (RTRC)	31-Jul-16	Monitoring (RTRC), Routine Major	MON	Compliance Achieved	8/22/2016
MOONSHINE TAP	30	CHICKASAW	IA1974222	TNC	201700116	Coliform (RTRC)	30-Sep-16	Monitoring (RTRC), Routine Major	MON	Compliance Achieved	11/28/2016
MUSCATINE MUNI GOLF COURSE	260	MUSCATINE	IA7048837	TNC	201601191	E. coli (GWR)	21-Mar-16	Monitoring (GWR) TG and AD, Major	MON	Compliance Achieved	4/20/2016
MUSCATINE MUNI GOLF COURSE	260	MUSCATINE	IA7048837	TNC	201601116	Coliform (TCR)	31-Mar-16	Monitoring (TCR), Repeat Major	MON	Compliance Achieved	4/20/2016
NE IOWA CHRISTIAN SERVICE CAMP	75	BUTLER	IA1222404	TNC	201601280	Coliform (RTRC)	30-Apr-16	Monitoring (RTRC), Routine Major	MON	Compliance Achieved	5/25/2016
NE IOWA CHRISTIAN SERVICE CAMP	75	BUTLER	IA1222404	TNC	201601682	Coliform (RTRC)	30-Jun-16	Monitoring (RTRC), Routine Major	MON	Compliance Achieved	7/14/2016
NEOLA LIGHT & WATER	842	POTTAWATTAMIE	IA7853043	CWS	201602389	Failure to Issue Consumer Confidence Report	31-Jul-16	Consumer Confidence Report (CCR)	RPT	Compliance Achieved	10/4/2016
NEW HAMPTON GOLF & COUNTRY CLUB	57	CHICKASAW	IA1970202	TNC	201700787	Coliform (RTRC)	31-Dec-16	Monitoring (RTRC), Routine Major	MON	Compliance Achieved	1/4/2017
NEW HAMPTON RED POWER INC	75	CHICKASAW	IA1970101	TNC	201600807	Failure to meet compliance schedule	07-Jan-16	Compliance Schedule	V/E	Compliance Achieved	5/11/2016
NEW HAMPTON RED POWER INC	75	CHICKASAW	IA1970101	TNC	201700280	Chlorine	30-Sep-16	Operations Report	RPT	Compliance Achieved	11/30/2016
NEW HAMPTON WATER SUPPLY	3571	CHICKASAW	IA1970051	CWS	201602097	Chlorine	30-Jun-16	Operations Report	RPT	Compliance Achieved	7/12/2016
NEW LIBERTY WATER SUPPLY	137	SCOTT	IA8264059	CWS	201600953	Failure to meet Certified Operator Requirement	12-Feb-16	Certified Operator Requirement	STA	Compliance Achieved	3/21/2016
NEWELL WATER TREATMENT PLANT	891	BUENA VISTA	IA1155049	CWS	201601804	Copper	30-Jun-16	AL (Pb/Cu), 90th Percentile	MCL	BCA Signed	7/22/2016
NEWELL WATER TREATMENT PLANT	891	BUENA VISTA	IA1155049	CWS	201700625	Copper	31-Dec-16	AL (Pb/Cu), 90th Percentile	MCL	BCA Signed	7/22/2016
NEWHALL WATER SUPPLY	875	BENTON	IA0653050	CWS	201601479	Nitrite (as N)	31-May-16	Monitoring (Chem-Rad), Routine Major	MON	Compliance Achieved	6/15/2016
NEWHALL WATER SUPPLY	875	BENTON	IA0653050	CWS	201602066	Nitrite (as N)	31-Aug-16	MCL (Chem-Rad), Single Sample	MCL	Compliance Achieved	1/18/2017
NEXTERA ENERGY DUANE ARNOLD LLC	600	LINN	IA5715150	NTNC	201601854	Lead	30-Sep-16	AL (Pb/Cu), 90th Percentile	MCL	BCA Signed	8/8/2016
NORSEMAN INN BEST WESTERN	28	HAMILTON	IA4070205	TNC	201700139	Nitrate (as N)	30-Sep-16	Monitoring (Chem-Rad), Routine Major	MON	Compliance Achieved	10/31/2016
NORTH END MOBILE HOME PARK	78	DUBUQUE	IA3100609	CWS	201602355	Failure to Issue Consumer Confidence Report	31-Jul-16	Consumer Confidence Report (CCR)	RPT	Compliance Achieved	10/3/2016
NORTH END MOBILE HOME PARK	78	DUBUQUE	IA3100609	CWS	201700431	Copper	30-Sep-16	Routine/Repeat Tap Sampling (Pb/Cu)	MON	NOV Issued	11/18/2016
NORTH END MOBILE HOME PARK	78	DUBUQUE	IA3100609	CWS	201700432	Lead	30-Sep-16	Routine/Repeat Tap Sampling (Pb/Cu)	MON	NOV Issued	11/18/2016

Name of the Public Water Supply (Alphabetical Listing)	Minimum Population Served	County	PWSID	PWS Type	Violation Number	Analyte	Compliance End Date	Violation	Violation Type	Enforcement Action	Enforcement Action Date
NORTH WINNESHIEK COM. SCHOOL	225	WINNESHIEK	IA9630530	NTNC	201601047	Coliform (TCR)	29-Feb-16	Monitoring (TCR), Routine Major	MON	Compliance Achieved	3/29/2016
NORTH WINNESHIEK COM. SCHOOL	225	WINNESHIEK	IA9630530	NTNC	201601173	Nitrate (as N)	31-Mar-16	Monitoring (Chem-Rad), Routine Major	MON	Compliance Achieved	5/25/2016
NORTH WINNESHIEK COM. SCHOOL	225	WINNESHIEK	IA9630530	NTNC	201602098	Chlorine	30-Jun-16	Operations Report	RPT	Compliance Achieved	10/13/2016
OAK VALLEY	154	LINN	IA5784311	CWS	201601822	Chlorine	30-Jun-16	Operations Report	RPT	Compliance Achieved	7/11/2016
OAKWOOD PARK WATER ASSOCIATION	66	CERRO GORDO	IA1700352	CWS	201601214	Failure to meet Certified Operator Requirement	08-Mar-16	Certified Operator Requirement	STA	Compliance Achieved	4/21/2016
OBIES	64	JACKSON	IA4938205	TNC	201700147	Coliform (RTCR)	30-Sep-16	Monitoring (RTCR), Routine Major	MON	Compliance Achieved	10/4/2016
OELWEIN MUNICIPAL WATER WORKS	6415	FAYETTE	IA3353088	CWS	201700130	Total Haloacetic Acids (HAA5)	31-Aug-16	Monitoring (DBP), Routine Major	MON	NOV Issued	10/20/2016
OELWEIN MUNICIPAL WATER WORKS	6415	FAYETTE	IA3353088	CWS	201700131	Total Trihalomethanes (TTHM)	31-Aug-16	Monitoring (DBP), Routine Major	MON	NOV Issued	10/20/2016
OLDS MUNICIPAL WATER DEPT	229	HENRY	IA4465093	CWS	201700141	Total Haloacetic Acids (HAA5)	31-Aug-16	Monitoring (DBP), Routine Major	MON	NOV Issued	10/25/2016
OLDS MUNICIPAL WATER DEPT	229	HENRY	IA4465093	CWS	201700140	Total Trihalomethanes (TTHM)	31-Aug-16	Monitoring (DBP), Routine Major	MON	NOV Issued	10/25/2016
OSAGE MUNICIPAL WATER SUPPLY	3634	MITCHELL	IA6663001	CWS	201602094	Failure to Consult with DNR	12-Jun-16	Failure to Consult (GWR)	RPT	Compliance Achieved	6/16/2016
OSTERDOCK STORE	26	CLAYTON	IA2242203	TNC	201601213	Chlorine	31-Mar-16	Operations Report	RPT	NOV Issued	4/12/2016
OSTERDOCK STORE	26	CLAYTON	IA2242203	TNC	201601327	Coliform (RTCR)	30-Apr-16	Monitoring (RTCR), Routine Major	MON	Compliance Achieved	5/5/2016
OSTERDOCK STORE	26	CLAYTON	IA2242203	TNC	201601729	Nitrate (as N)	30-Jun-16	Monitoring (Chem-Rad), Routine Major	MON	Compliance Achieved	7/28/2016
OSTERDOCK STORE	26	CLAYTON	IA2242203	TNC	201601777	Chlorine	30-Jun-16	Operations Report	RPT	NOV Issued	7/12/2016
OSTERDOCK STORE	26	CLAYTON	IA2242203	TNC	201700294	Chlorine	30-Sep-16	Operations Report	RPT	NOV Issued	10/12/2016
OTHO WATER SUPPLY	557	WEBSTER	IA9464008	CWS	201602012	Sodium	30-Jun-16	Monitoring (Chem-Rad), Routine Major	MON	Compliance Achieved	8/24/2016
OTHO WATER SUPPLY	557	WEBSTER	IA9464008	CWS	201601720	Nitrate (as N)	30-Jun-16	Monitoring (Chem-Rad), Routine Major	MON	Compliance Achieved	8/1/2016
OTHO WATER SUPPLY	557	WEBSTER	IA9464008	CWS	201602145	E. coli (RTCR)	30-Sep-16	MCL, EC+ (RTCR)	MCL	Compliance Achieved	10/17/2016
P.M. PARK TRUSTEES-EAST	152	CERRO GORDO	IA1716422	TNC	201700108	Coliform (RTCR)	30-Sep-16	Monitoring (RTCR), Routine Major	MON	Compliance Achieved	10/10/2016
PAPAS PARADISE LLC	27	LOUISA	IA5815801	TNC	201700673	Coliform (RTCR)	30-Nov-16	Monitoring (RTCR), Routine Major	MON	NOV Issued	12/19/2016
PARADISE VALLEY RESORT	55	CLAYTON	IA2234601	TNC	201602241	Coliform (RTCR)	31-Aug-16	Monitoring (RTCR), Routine Major	MON	Compliance Achieved	9/26/2016
PARNELL WATER SUPPLY	193	IOWA	IA4863029	CWS	201602246	Coliform (RTCR)	31-Aug-16	Monitoring (RTCR), Routine Major	MON	Compliance Achieved	9/3/2016
PATHWAY CHRISTIAN SCHOOL	75	WASHINGTON	IA9233501	NTNC	201601317	Coliform (RTCR)	30-Apr-16	Monitoring (RTCR), Routine Major	MON	Compliance Achieved	5/11/2016
PEACE REFORMED CHURCH	105	HANCOCK	IA4130802	TNC	201601985	Coliform (RTCR)	31-Jul-16	Monitoring (RTCR), Routine Major	MON	Compliance Achieved	8/1/2016
PERFECT GAME USA	400	LINN	IA5715204	TNC	201601725	Coliform (RTCR)	30-Jun-16	Monitoring (RTCR), Routine Major	MON	Compliance Achieved	8/31/2016

Name of the Public Water Supply (Alphabetical Listing)	Minimum Population Served	County	PWSID	PWS Type	Violation Number	Analyte	Compliance End Date	Violation	Violation Type	Enforcement Action	Enforcement Action Date
PERFECT GAME USA	400	LINN	IA5715204	TNC	201602016	Coliform (RTCR)	31-Jul-16	Monitoring (RTCR), Routine Major	MON	Compliance Achieved	8/31/2016
PERFECT GAME USA	400	LINN	IA5715204	TNC	201700191	Coliform (RTCR)	30-Sep-16	Monitoring (RTCR), Routine Major	MON	Compliance Achieved	10/31/2016
PETESCHS MHP	105	JACKSON	IA4910200	TNC	201700535	E. coli (GWR)	06-Oct-16	Monitoring (GWR) TG and AD, Major	MON	Compliance Achieved	12/14/2016
PETESCHS MHP	105	JACKSON	IA4910200	TNC	201700367	Coliform (RTCR)	31-Oct-16	Monitoring (RTCR), Add. Routine Major	MON	Compliance Achieved	12/14/2016
PICTURED ROCKS METHODIST CAMP	56	JONES	IA5343413	TNC	201601155	Coliform (TCR)	31-Mar-16	Monitoring (TCR), Routine Major	MON	Compliance Achieved	7/27/2016
PICTURED ROCKS METHODIST CAMP	56	JONES	IA5343413	TNC	201601703	Coliform (RTCR)	30-Jun-16	Monitoring (RTCR), Routine Major	MON	Compliance Achieved	7/27/2016
PIN OAK PUB & LINKS	100	DELAWARE	IA2839204	TNC	201601189	Coliform (TCR)	31-Mar-16	Monitoring (TCR), Routine Major	MON	Compliance Achieved	4/11/2016
PINE CREEK GOLF COURSE	55	CERRO GORDO	IA1750816	TNC	201601285	Coliform (RTCR)	30-Apr-16	Monitoring (RTCR), Routine Major	MON	Compliance Achieved	6/28/2016
PINE CREEK GOLF COURSE	55	CERRO GORDO	IA1750816	TNC	201601483	Coliform (RTCR)	31-May-16	Monitoring (RTCR), Routine Major	MON	Compliance Achieved	6/28/2016
PINE CREEK GOLF COURSE	55	CERRO GORDO	IA1750816	TNC	201601975	Coliform (RTCR)	31-Jul-16	Monitoring (RTCR), Routine Major	MON	NOV Issued	8/18/2016
PINE CREEK GOLF COURSE	55	CERRO GORDO	IA1750816	TNC	201602237	Coliform (RTCR)	31-Aug-16	Monitoring (RTCR), Routine Major	MON	NOV Issued	9/16/2016
PINE CREEK GOLF COURSE	55	CERRO GORDO	IA1750816	TNC	201602238	Nitrate (as N)	31-Aug-16	Monitoring (Chem-Rad), Routine Major	MON	NOV Issued	9/16/2016
PINE CREEK GOLF COURSE	55	CERRO GORDO	IA1750816	TNC	201700109	Coliform (RTCR)	30-Sep-16	Monitoring (RTCR), Routine Major	MON	NOV Issued	10/19/2016
PINE CREEK GOLF COURSE	55	CERRO GORDO	IA1750816	TNC	201700110	Nitrate (as N)	30-Sep-16	Monitoring (Chem-Rad), Routine Major	MON	NOV Issued	10/19/2016
PINE CREEK GOLF COURSE	55	CERRO GORDO	IA1750816	TNC	201700394	Coliform (RTCR)	31-Oct-16	Monitoring (RTCR), Routine Major	MON	NOV Issued	11/17/2016
PINE CREEK GOLF COURSE	55	CERRO GORDO	IA1750816	TNC	201700393	Nitrate (as N)	31-Oct-16	Monitoring (Chem-Rad), Routine Major	MON	NOV Issued	11/17/2016
PINE GROVE MENNONITE SCHOOL	36	HOWARD	IA4509501	NTNC	201601061	E. coli (GWR)	08-Feb-16	Monitoring (GWR) TG and AD, Major	MON	Compliance Achieved	3/30/2016
PINE GROVE MENNONITE SCHOOL	36	HOWARD	IA4509501	NTNC	201601035	Coliform (TCR)	29-Feb-16	Monitoring (TCR), Repeat Major	MON	Compliance Achieved	3/30/2016
PINE GROVE MENNONITE SCHOOL	36	HOWARD	IA4509501	NTNC	201600929	Coliform (TCR)	29-Feb-16	MCL (TCR), Monthly	MCL	Compliance Achieved	3/30/2016
PINE RIDGE PARK	62	HARDIN	IA4289401	TNC	201601524	Coliform (RTCR)	31-May-16	Monitoring (RTCR), Routine Major	MON	Compliance Achieved	6/7/2016
PLOVER WATER SUPPLY	77	POCAHONTAS	IA7628047	CWS	201700715	Failure to meet Certified Operator Requirement	15-Nov-16	Certified Operator Requirement	STA	Compliance Achieved	1/18/2017
PLUM CREEK GOLF CLUB	25	CHICKASAW	IA1940827	TNC	201601286	Coliform (RTCR)	30-Apr-16	Monitoring (RTCR), Routine Major	MON	Compliance Achieved	5/23/2016
PLUM CREEK GOLF CLUB	25	CHICKASAW	IA1940827	TNC	201601287	Nitrate (as N)	30-Apr-16	Monitoring (Chem-Rad), Routine Major	MON	Compliance Achieved	5/23/2016
PLUM CREEK GOLF CLUB	25	CHICKASAW	IA1940827	TNC	201602099	Chlorine	30-Jun-16	Operations Report	RPT	NOV Issued	6/30/2016
PLUM CREEK GOLF CLUB	25	CHICKASAW	IA1940827	TNC	201601979	Coliform (RTCR)	31-Jul-16	Monitoring (RTCR), Routine Major	MON	Compliance Achieved	8/1/2016
PLUM CREEK GOLF CLUB	25	CHICKASAW	IA1940827	TNC	201601980	Nitrate (as N)	31-Jul-16	Monitoring (Chem-Rad), Routine Major	MON	Compliance Achieved	8/1/2016

Name of the Public Water Supply (Alphabetical Listing)	Minimum Population Served	County	PWSID	PWS Type	Violation Number	Analyte	Compliance End Date	Violation	Violation Type	Enforcement Action	Enforcement Action Date
PLUM CREEK GOLF CLUB	25	CHICKASAW	IA1940827	TNC	201700302	Chlorine	30-Sep-16	Operations Report	RPT	NOV Issued	10/12/2016
PLUM CREEK GOLF CLUB	25	CHICKASAW	IA1940827	TNC	201700114	Coliform (RTCR)	30-Sep-16	Monitoring (RTCR), Routine Major	MON	Compliance Achieved	10/10/2016
PLUM CREEK GOLF CLUB	25	CHICKASAW	IA1940827	TNC	201700113	Nitrate (as N)	30-Sep-16	Monitoring (Chem-Rad), Routine Major	MON	Compliance Achieved	10/10/2016
PLUM RIVER GOLF COURSE	100	JACKSON	IA4965201	TNC	201602136	Failure to conduct a Level 1 Assessment	31-Aug-16	Level 1 Assessment, Multiple TC+ (RTCR)	TT	NOV Issued	10/12/2016
POMEROY WATER SUPPLY	670	CALHOUN	IA1363051	CWS	201601283	Coliform (RTCR)	30-Apr-16	Monitoring (RTCR), Routine Major	MON	Compliance Achieved	5/10/2016
PONY CREEK #1 HOA/PEOPLES SERVICE	125	MILLS	IA6500823	CWS	201602382	Failure to Issue Consumer Confidence Report	31-Jul-16	Consumer Confidence Report (CCR)	RPT	NOV Issued	9/19/2016
PONY CREEK #1 HOA/PEOPLES SERVICE	125	MILLS	IA6500823	CWS	201602255	Total Haloacetic Acids (HAA5)	31-Jul-16	Monitoring (DBP), Routine Major	MON	NOV Issued	9/20/2016
PONY CREEK #1 HOA/PEOPLES SERVICE	125	MILLS	IA6500823	CWS	201602256	Total Trihalomethanes (TTHM)	31-Jul-16	Monitoring (DBP), Routine Major	MON	NOV Issued	9/20/2016
PRAIRIE VIEW ESTATES ASSOC JOHNSON CNTY	155	JOHNSON	IA5225326	CWS	201601178	Nitrate (as N)	31-Mar-16	Monitoring (Chem-Rad), Routine Major	MON	Compliance Achieved	4/6/2016
PRAIRIES EDGE NATURE CENTER	150	HOWARD	IA4515902	TNC	201601758	E. coli (GWR)	26-Jun-16	Monitoring (GWR) TG and AD, Major	MON	Compliance Achieved	8/18/2016
QUALITY WATER, INC. #2 (K-L)	70	DUBUQUE	IA3126303	CWS	201602356	Failure to Issue Consumer Confidence Report	31-Jul-16	Consumer Confidence Report (CCR)	RPT	Compliance Achieved	4/14/2017
QUALITY WATER, INC. #2 (K-L)	70	DUBUQUE	IA3126303	CWS	201700433	Copper	30-Sep-16	Routine/Repeat Tap Sampling (Pb/Cu)	MON	BCA Signed	12/19/2016
QUALITY WATER, INC. #2 (K-L)	70	DUBUQUE	IA3126303	CWS	201700434	Lead	30-Sep-16	Routine/Repeat Tap Sampling (Pb/Cu)	MON	BCA Signed	12/19/2016
R PLACE	25	DELAWARE	IA2843706	TNC	201700789	Nitrate (as N)	31-Dec-16	Monitoring (Chem-Rad), Routine Major	MON	Compliance Achieved	2/14/2017
RAUSCH PETROLEM LIMITED CO	89	CLAYTON	IA2242205	TNC	201602289	Coliform (RTCR)	31-Aug-16	Monitoring (RTCR), Routine Major	MON	Compliance Achieved	9/1/2016
REVELLE 6TH & 7TH ADDITION	125	SCOTT	IA8215301	CWS	201602392	Failure to Issue Consumer Confidence Report	31-Jul-16	Consumer Confidence Report (CCR)	RPT	Compliance Achieved	9/29/2016
RHODYS	42	DUBUQUE	IA3126203	TNC	201601145	Coliform (TCR)	31-Mar-16	Monitoring (TCR), Routine Major	MON	Compliance Achieved	4/14/2016
RICE LAKE GOLF & COUNTRY CLUB	100	WINNEBAGO	IA9545202	TNC	201700819	Coliform (RTCR)	31-Dec-16	Monitoring (RTCR), Routine Major	MON	NOV Issued	1/17/2017
RICEVILLE WATER SUPPLY	793	MITCHELL	IA4558001	CWS	201601987	Coliform (RTCR)	31-Jul-16	Monitoring (RTCR), Routine Major	MON	Compliance Achieved	8/1/2016
RIVER POINT RIDGE HOMEOWNERS ASSOC INC	55	JACKSON	IA4910301	CWS	201601531	Coliform (RTCR)	31-May-16	Monitoring (RTCR), Routine Major	MON	Compliance Achieved	6/21/2016
RIVER POINT RIDGE HOMEOWNERS ASSOC INC	55	JACKSON	IA4910301	CWS	201601532	Coliform (RTCR)	31-May-16	Monitoring (RTCR), Routine Major	MON	Compliance Achieved	6/21/2016
RIVER POINT RIDGE HOMEOWNERS ASSOC INC	55	JACKSON	IA4910301	CWS	201601533	Coliform (RTCR)	31-May-16	Monitoring (RTCR), Routine Major	MON	Compliance Achieved	6/21/2016
RIVER POINT RIDGE HOMEOWNERS ASSOC INC	55	JACKSON	IA4910301	CWS	201601534	Coliform (RTCR)	31-May-16	Monitoring (RTCR), Routine Major	MON	Compliance Achieved	6/21/2016
RIVER POINT RIDGE HOMEOWNERS ASSOC INC	55	JACKSON	IA4910301	CWS	201700226	E. coli (GWR)	26-Sep-16	Monitoring (GWR) TG and AD, Major	MON	Compliance Achieved	10/19/2016
RIVER RANCH CAMPING INC	27	CHICKASAW	IA1967402	TNC	201601730	Nitrate (as N)	30-Jun-16	Monitoring (Chem-Rad), Routine Major	MON	Compliance Achieved	7/31/2016

Name of the Public Water Supply (Alphabetical Listing)	Minimum Population Served	County	PWSID	PWS Type	Violation Number	Analyte	Compliance End Date	Violation	Violation Type	Enforcement Action	Enforcement Action Date
RIVER RANCH CAMPING INC	27	CHICKASAW	IA1967402	TNC	201700194	Coliform (RTCR)	30-Sep-16	Monitoring (RTCR), Routine Major	MON	NOV Issued	10/19/2016
RIVER RIDGE GOLF CLUB (OKOBOJI GRILL)	185	BUCHANAN	IA1037899	TNC	201601138	Coliform (TCR)	31-Mar-16	Monitoring (TCR), Routine Major	MON	Compliance Achieved	4/6/2016
RIVER ROAD GOLF CLUB	90	KOSSUTH	IA5502814	TNC	201601498	Coliform (RTCR)	31-May-16	Monitoring (RTCR), Routine Major	MON	Compliance Achieved	6/23/2016
RJ THOMAS MANUFACTURING CO INC	70	CHEROKEE	IA1811102	NTNC	201600805	Coliform (TCR)	31-Mar-16	MCL (TCR), Monthly	MCL	Compliance Achieved	2/4/2016
ROCK FALLS LOUNGE	35	CERRO GORDO	IA1769767	TNC	201601140	Coliform (TCR)	31-Mar-16	Monitoring (TCR), Routine Major	MON	Compliance Achieved	10/6/2016
ROCK FALLS LOUNGE	35	CERRO GORDO	IA1769767	TNC	201601684	Nitrate (as N)	30-Jun-16	Monitoring (Chem-Rad), Routine Major	MON	Compliance Achieved	10/6/2016
ROCK FALLS LOUNGE	35	CERRO GORDO	IA1769767	TNC	201601683	Coliform (RTCR)	30-Jun-16	Monitoring (RTCR), Routine Major	MON	Compliance Achieved	10/6/2016
ROCK FALLS LOUNGE	35	CERRO GORDO	IA1769767	TNC	201602240	Coliform (RTCR)	31-Aug-16	Monitoring (RTCR), Routine Major	MON	Compliance Achieved	10/6/2016
ROCK FALLS LOUNGE	35	CERRO GORDO	IA1769767	TNC	201700111	Coliform (RTCR)	30-Sep-16	Monitoring (RTCR), Routine Major	MON	Compliance Achieved	10/6/2016
ROCK N ROW ADVENTURES	44	HARDIN	IA4236201	TNC	201601522	Coliform (RTCR)	31-May-16	Monitoring (RTCR), Routine Major	MON	Compliance Achieved	6/2/2016
ROCK N ROW ADVENTURES	44	HARDIN	IA4236201	TNC	201700209	Coliform (RTCR)	30-Sep-16	Monitoring (RTCR), Routine Major	MON	NOV Issued	10/19/2016
ROCK VALLEY RURAL WATER DISTRICT	2165	SIoux	IA8482701	CWS	201602117	Failure to meet operation permit conditions	09-Aug-16	Failure Maintain Microbial Treat (GWR)	TT	Compliance Achieved	9/30/2016
ROCKWELL CITY WATER SUPPLY	1714	CALHOUN	IA1376098	CWS	201700883	Failure to meet operation permit conditions	31-Dec-16	Treatment Techniques (Radium 226, 228)	TT	Compliance Achieved	3/31/2017
ROCKY NOOK ASSOCIATION, INC.	50	DELAWARE	IA2817710	TNC	201601829	Chlorine	30-Jun-16	Operations Report	RPT	Compliance Achieved	7/13/2016
ROCKYS LANDING	32	LOUISA	IA5879201	TNC	201602019	Coliform (RTCR)	31-Jul-16	Monitoring (RTCR), Routine Major	MON	Compliance Achieved	8/2/2016
ROLLING ACRES GOLF COURSE	50	LINN	IA5718202	TNC	201601525	Coliform (RTCR)	31-May-16	Monitoring (RTCR), Routine Major	MON	Compliance Achieved	6/1/2016
ROLLING GREEN ESTATES HOA INC	51	SCOTT	IA8225301	CWS	201601340	Coliform (RTCR)	30-Apr-16	Monitoring (RTCR), Routine Major	MON	Compliance Achieved	5/15/2016
ROLLING GREEN ESTATES HOA INC	51	SCOTT	IA8225301	CWS	201602393	Failure to Issue Consumer Confidence Report	31-Jul-16	Consumer Confidence Report (CCR)	RPT	Compliance Achieved	9/20/2016
ROLLING GREEN ESTATES HOA INC	51	SCOTT	IA8225301	CWS	201700214	Nitrate (as N)	30-Sep-16	Monitoring (Chem-Rad), Routine Major	MON	Compliance Achieved	12/1/2016
ROLLING GREEN ESTATES HOA INC	51	SCOTT	IA8225301	CWS	201700215	Nitrate (as N)	30-Sep-16	Monitoring (Chem-Rad), Routine Major	MON	Compliance Achieved	12/1/2016
ROLLING GREEN ESTATES HOA INC	51	SCOTT	IA8225301	CWS	201700681	Nitrate (as N)	30-Sep-16	Monitoring (Chem-Rad), Routine Major	MON	Compliance Achieved	12/1/2016
ROLLING GREEN ESTATES HOA INC	51	SCOTT	IA8225301	CWS	201700682	Nitrate (as N)	30-Sep-16	Monitoring (Chem-Rad), Routine Major	MON	Compliance Achieved	12/1/2016
ROLLING GREEN ESTATES HOA INC	51	SCOTT	IA8225301	CWS	201700213	Coliform (RTCR)	30-Sep-16	Monitoring (RTCR), Routine Major	MON	Compliance Achieved	11/27/2016
ROLLING GREEN ESTATES HOA INC	51	SCOTT	IA8225301	CWS	201700216	Coliform (RTCR)	30-Sep-16	Monitoring (RTCR), Routine Major	MON	Compliance Achieved	11/27/2016
ROLLING GREEN ESTATES HOA INC	51	SCOTT	IA8225301	CWS	201700493	Coliform (RTCR)	31-Oct-16	Monitoring (RTCR), Routine Major	MON	Compliance Achieved	11/27/2016

Name of the Public Water Supply (Alphabetical Listing)	Minimum Population Served	County	PWSID	PWS Type	Violation Number	Analyte	Compliance End Date	Violation	Violation Type	Enforcement Action	Enforcement Action Date
ROLLING GREEN ESTATES HOA INC	51	SCOTT	IA8225301	CWS	201700494	Coliform (RTCR)	31-Oct-16	Monitoring (RTCR), Routine Major	MON	Compliance Achieved	11/27/2016
ROLLING KNOLLS GOLF COURSE	118	DUBUQUE	IA3130886	TNC	201700291	Chlorine	30-Sep-16	Operations Report	RPT	NOV Issued	10/12/2016
ROUND GROVE GOLF & COUNTRY CLUB	87	BUTLER	IA1253805	TNC	201601282	Coliform (RTCR)	30-Apr-16	Monitoring (RTCR), Routine Major	MON	Compliance Achieved	5/23/2016
ROWAN MUNI WATER SUPPLY	160	WRIGHT	IA9958004	CWS	201602334	Failure to Issue Consumer Confidence Report	31-Jul-16	Consumer Confidence Report (CCR)	RPT	NOV Issued	9/19/2016
ROWAN MUNI WATER SUPPLY	160	WRIGHT	IA9958004	CWS	201700884	Chlorine	31-Dec-16	Operations Report	RPT	Compliance Achieved	2/6/2017
RUSSELL WATER SUPPLY	554	LUCAS	IA5939009	CWS	201602378	Failure to Issue Consumer Confidence Report	31-Jul-16	Consumer Confidence Report (CCR)	RPT	NOV Issued	9/19/2016
SADDLE BRONC	52	MUSCATINE	IA7016204	TNC	201601057	Nitrate (as N)	29-Feb-16	Monitoring (Chem-Rad), Routine Major	MON	Compliance Achieved	3/16/2016
SADDLE BRONC	52	MUSCATINE	IA7016204	TNC	201600643	Nitrate (as N)	31-Mar-16	MCL (Chem-Rad), Single Sample	MCL	Compliance Achieved	11/7/2016
SAINT PETER & PAUL PARISH - SHERRIL	200	DUBUQUE	IA3183596	TNC	201700359	Coliform (RTCR)	31-Oct-16	Monitoring (RTCR), Add. Routine Major	MON	Compliance Achieved	12/15/2016
SAINT PETER & PAUL PARISH - SHERRIL	200	DUBUQUE	IA3183596	TNC	201700794	Nitrate (as N)	31-Dec-16	Monitoring (Chem-Rad), Routine Major	MON	Compliance Achieved	2/15/2017
SALEM WATER SUPPLY	383	HENRY	IA4478023	CWS	201701030	Static and pumping levels	27-Jul-16	Monitoring (MOR)	MON	Compliance Achieved	8/31/2016
SALEM WATER SUPPLY	383	HENRY	IA4478023	CWS	201700440	Sodium	30-Sep-16	Monitoring (Chem-Rad), Routine Major	MON	NOV Issued	3/3/2017
SAULSBURY BR-EDUCATIONAL CTR.	62	MUSCATINE	IA7048901	TNC	201601501	Coliform (RTCR)	31-May-16	Monitoring (RTCR), Routine Major	MON	Compliance Achieved	6/6/2016
SCALES POINTE	71	JOHNSON	IA5200830	TNC	201700537	E. coli (GWR)	31-Oct-16	Monitoring (GWR) TG and AD, Major	MON	Compliance Achieved	11/7/2016
SCOOTERS	125	JONES	IA5307202	TNC	201601748	Coliform (RTCR)	30-Jun-16	Monitoring (RTCR), Routine Major	MON	Compliance Achieved	7/15/2016
SCOTT CO PK-POOL	437	SCOTT	IA8251996	TNC	201601714	Coliform (RTCR)	30-Jun-16	Monitoring (RTCR), Routine Major	MON	Compliance Achieved	7/1/2016
SCOTT CO PK-SAC FOX	99	SCOTT	IA8251993	TNC	201601713	Coliform (RTCR)	30-Jun-16	Monitoring (RTCR), Routine Major	MON	Compliance Achieved	7/7/2016
SEARS 66 SERVICE	28	CLAYTON	IA2232201	TNC	201600938	Benzene	31-Mar-16	MCL (Chem-Rad), Average	MCL	BCA Signed	9/16/2016
SEARS 66 SERVICE	28	CLAYTON	IA2232201	TNC	201601530	Coliform (RTCR)	31-May-16	Monitoring (RTCR), Routine Major	MON	Compliance Achieved	6/27/2016
SEARS 66 SERVICE	28	CLAYTON	IA2232201	TNC	201601429	Benzene	30-Jun-16	MCL (Chem-Rad), Average	MCL	BCA Signed	9/16/2016
SEARS 66 SERVICE	28	CLAYTON	IA2232201	TNC	201602129	Benzene	30-Sep-16	MCL (Chem-Rad), Average	MCL	BCA Signed	9/16/2016
SEARS 66 SERVICE	28	CLAYTON	IA2232201	TNC	201700610	Benzene	31-Dec-16	MCL (Chem-Rad), Average	MCL	BCA Signed	9/16/2016
SHAGBARK ESTATES	38	DUBUQUE	IA3126345	CWS	201601693	Nitrate (as N)	30-Jun-16	Monitoring (Chem-Rad), Routine Major	MON	Compliance Achieved	8/25/2016
SHELDAHL WATER SUPPLY	319	POLK	IA7778039	CWS	201600820	Nitrite (as N)	31-Jan-16	MCL (Chem-Rad), Single Sample	MCL	Compliance Achieved	10/12/2016
SHELDAHL WATER SUPPLY	319	POLK	IA7778039	CWS	201601994	Nitrite (as N)	31-Jul-16	Monitoring (Chem-Rad), Routine Major	MON	Compliance Achieved	8/8/2016
SILVERCREST GOLF & COUNTRY CLUB, INC.	88	WINNESHIEK	IA9630882	TNC	201601511	Coliform (RTCR)	31-May-16	Monitoring (RTCR), Routine Major	MON	Compliance Achieved	6/20/2016

Name of the Public Water Supply (Alphabetical Listing)	Minimum Population Served	County	PWSID	PWS Type	Violation Number	Analyte	Compliance End Date	Violation	Violation Type	Enforcement Action	Enforcement Action Date
SIOUX CITY WATER SUPPLY	82759	WOODBURY	IA9778054	CWS	201601426	Failure to meet CT ratio	19-May-16	Treatment Techniques (SWTR)	TT	Compliance Achieved	6/30/2016
SIOUX CITY WATER SUPPLY	82759	WOODBURY	IA9778054	CWS	201700623	Failure to calculate CT Ratio	31-Aug-16	Record Keeping	RPT	NOV Issued	9/16/2016
SIOUX CITY WATER SUPPLY	82759	WOODBURY	IA9778054	CWS	201701018	Direct integrity test failure	25-Nov-16	Treatment Techniques (IESWTR)	TT	NOV Issued	12/16/2016
SLABYS BAR AND GRILL	27	SCOTT	IA8270201	TNC	201602058	Failure to conduct a Level 1 Assessment	31-Jul-16	Level 1 Assessment, RT TC+ w/ no RP (RTCR)	TT	Compliance Achieved	11/29/2016
SLABYS BAR AND GRILL	27	SCOTT	IA8270201	TNC	201602292	E. coli (GWR)	01-Aug-16	Monitoring (GWR) TG and AD, Major	MON	Compliance Achieved	11/29/2016
SLABYS BAR AND GRILL	27	SCOTT	IA8270201	TNC	201700540	E. coli (GWR)	03-Oct-16	Monitoring (GWR) TG and AD, Major	MON	Compliance Achieved	11/29/2016
SLABYS BAR AND GRILL	27	SCOTT	IA8270201	TNC	201700490	Coliform (RTCR)	31-Oct-16	Monitoring (RTCR), Routine Major	MON	Compliance Achieved	11/29/2016
SLABYS BAR AND GRILL	27	SCOTT	IA8270201	TNC	201700829	Coliform (RTCR)	31-Dec-16	Monitoring (RTCR), Routine Major	MON	Compliance Achieved	1/26/2017
SORBO FAMILY CAMPGROUND	36	WORTH	IA9855403	TNC	201601255	Coliform (RTCR)	30-Apr-16	Monitoring (RTCR), Routine Major	MON	Compliance Achieved	5/16/2016
SOUTHPARK	31	HARDIN	IA4260601	CWS	201601635	Failure to meet compliance schedule	15-Jun-16	Compliance Schedule	V/E	Compliance Achieved	8/2/2016
SPARBOE FARMS (GOODELL)	52	HANCOCK	IA4135801	NTNC	201601737	Nitrate (as N)	30-Jun-16	Monitoring (Chem-Rad), Routine Major	MON	Compliance Achieved	8/8/2016
SPARBOE FARMS (GOODELL)	52	HANCOCK	IA4135801	NTNC	201700204	Total Haloacetic Acids (HAA5)	31-Aug-16	Monitoring (DBP), Routine Major	MON	BCA Signed	11/29/2016
SPARBOE FARMS (GOODELL)	52	HANCOCK	IA4135801	NTNC	201700203	Total Trihalomethanes (TTHM)	31-Aug-16	Monitoring (DBP), Routine Major	MON	BCA Signed	11/29/2016
SPARBOE FARMS (GOODELL)	52	HANCOCK	IA4135801	NTNC	201700830	Coliform (RTCR)	31-Dec-16	Monitoring (RTCR), Routine Major	MON	Compliance Achieved	1/19/2017
SPOOK CAVE	118	CLAYTON	IA2258443	TNC	201601982	Coliform (RTCR)	31-Jul-16	Monitoring (RTCR), Routine Major	MON	Compliance Achieved	8/2/2016
SPORTSMEN MOTEL	52	ALLAMAKEE	IA0315203	TNC	201700827	Coliform (RTCR)	31-Dec-16	Monitoring (RTCR), Routine Major	MON	Compliance Achieved	1/24/2017
SPORTSMEN MOTEL	52	ALLAMAKEE	IA0315203	TNC	201700828	Nitrate (as N)	31-Dec-16	Monitoring (Chem-Rad), Routine Major	MON	Compliance Achieved	1/24/2017
SPRINGBROOK WATER DEPT	144	JACKSON	IA4984086	CWS	201602361	Failure to Issue Consumer Confidence Report	31-Jul-16	Consumer Confidence Report (CCR)	RPT	Compliance Achieved	10/3/2016
SPRUCE CREEK PARK # 5	43	JACKSON	IA4910404	TNC	201601325	Coliform (RTCR)	30-Apr-16	Monitoring (RTCR), Routine Major	MON	Compliance Achieved	5/10/2016
ST JOHN LUTHERAN CHURCH	98	HANCOCK	IA4130801	TNC	201601056	Coliform (TCR)	29-Feb-16	Monitoring (TCR), Routine Major	MON	Compliance Achieved	4/19/2016
ST JOHN LUTHERAN CHURCH	98	HANCOCK	IA4130801	TNC	201601184	Coliform (TCR)	31-Mar-16	Monitoring (TCR), Routine Major	MON	Compliance Achieved	4/19/2016
ST JOHNS LUTHERAN CHURCH	52	BUTLER	IA1253853	TNC	201700105	Nitrate (as N)	30-Sep-16	Monitoring (Chem-Rad), Routine Major	MON	Compliance Achieved	3/1/2017
ST JOHNS LUTHERAN CHURCH	52	BUTLER	IA1253853	TNC	201700784	Nitrate (as N)	31-Dec-16	Monitoring (Chem-Rad), Routine Major	MON	Compliance Achieved	3/1/2017
ST. JOHN LUTH. CHURCH (MINEOLA)	25	MILLS	IA6549801	TNC	201700805	Nitrate (as N)	31-Dec-16	Monitoring (Chem-Rad), Routine Major	MON	Compliance Achieved	2/7/2017
STACYVILLE WATER SUPPLY	501	MITCHELL	IA6677089	CWS	201602329	Failure to Issue Consumer Confidence Report	31-Jul-16	Consumer Confidence Report (CCR)	RPT	Compliance Achieved	9/29/2016

Name of the Public Water Supply (Alphabetical Listing)	Minimum Population Served	County	PWSID	PWS Type	Violation Number	Analyte	Compliance End Date	Violation	Violation Type	Enforcement Action	Enforcement Action Date
STAR MONT COMMUNITY SCHOOL DISTRICT	742	CLAYTON	IA3307571	NTNC	201602194	Chlorine	30-Jun-16	Operations Report	RPT	Compliance Achieved	8/8/2016
STORM LAKE WATER TREATMENT PLANT	10865	BUENA VISTA	IA1178097	CWS	201601681	Nitrite (as N)	30-Jun-16	Monitoring (Chem-Rad), Routine Major	MON	Compliance Achieved	7/6/2016
STOUT WATER SUPPLY	224	GRUNDY	IA3880001	CWS	201601149	Nitrate (as N)	31-Mar-16	Monitoring (Chem-Rad), Routine Major	MON	Compliance Achieved	5/12/2016
STRINGTOWN GROCERY	39	JOHNSON	IA5221208	TNC	201602027	Coliform (RTCR)	31-Jul-16	Monitoring (RTCR), Routine Major	MON	Compliance Achieved	8/10/2016
SUN DOWN SKI RESORT	685	DUBUQUE	IA3126887	TNC	201700793	Coliform (RTCR)	31-Dec-16	Monitoring (RTCR), Routine Major	MON	NOV Issued	1/20/2017
SUNNY BRAE GOLF & COUNTRY CLUB	63	MITCHELL	IA6663201	TNC	201601992	Coliform (RTCR)	31-Jul-16	Monitoring (RTCR), Routine Major	MON	Compliance Achieved	8/4/2016
SUNNY BRAE GOLF & COUNTRY CLUB	63	MITCHELL	IA6663201	TNC	201700457	Coliform (RTCR)	31-Oct-16	Monitoring (RTCR), Routine Major	MON	Compliance Achieved	4/6/2017
SUNNYSIDE VILLAGE MOBILE PARK	183	HARRISON	IA4300600	CWS	201602357	Failure to Issue Consumer Confidence Report	31-Jul-16	Consumer Confidence Report (CCR)	RPT	Compliance Achieved	9/26/2016
SUNRISE TERRACE MHC	275	JASPER	IA5059601	CWS	201601843	Chlorine	30-Jul-16	Monitoring (MOR)	MON	Compliance Achieved	3/24/2017
SUNRISE VILLAGE MOBILE HOME PK	340	JOHNSON	IA5200602	CWS	201601152	Coliform (TCR)	31-Mar-16	Monitoring (TCR), Routine Major	MON	Compliance Achieved	4/6/2016
SUNSET HILLS ESTATES PART 2	45	WASHINGTON	IA9233301	CWS	201601420	Arsenic	30-Jun-16	MCL (Chem-Rad), Single Sample	MCL	NOV Issued	5/23/2016
SUNSET INN (I80 EXIT 225)	38	IOWA	IA4884202	TNC	201601410	Failure Maintain Microbial Treat (GWR)	30-Apr-16	Failure Maintain Microbial Treat (GWR)	TT	Compliance Achieved	6/29/2016
SUNSET INN (I80 EXIT 225)	38	IOWA	IA4884202	TNC	201700038	Chlorine	31-Aug-16	Operations Report	RPT	Compliance Achieved	1/1/2017
SUNSET INN (I80 EXIT 225)	38	IOWA	IA4884202	TNC	201700039	Chlorine	31-Aug-16	Operations Report	RPT	Compliance Achieved	1/1/2017
SUNSET INN (I80 EXIT 225)	38	IOWA	IA4884202	TNC	201700040	Failure to maintain minimum disinfectant residual	31-Aug-16	Residual Disinfectant Concentration	TT	Compliance Achieved	1/1/2017
SUPER 20 MOBILE HOME PARK	236	DUBUQUE	IA3126603	CWS	201700190	Nitrate (as N)	30-Sep-16	Monitoring (Chem-Rad), Routine Major	MON	Compliance Achieved	11/15/2016
SUPER 20 MOBILE HOME PARK	236	DUBUQUE	IA3126603	CWS	201700478	Copper	30-Sep-16	Routine/Repeat Tap Sampling (Pb/Cu)	MON	NOV Issued	11/18/2016
SUPER 20 MOBILE HOME PARK	236	DUBUQUE	IA3126603	CWS	201700479	Lead	30-Sep-16	Routine/Repeat Tap Sampling (Pb/Cu)	MON	NOV Issued	11/18/2016
SWARTZROCK IMPLEMENT CO INC	37	FLOYD	IA3405201	TNC	201600949	Nitrate (as N)	29-Feb-16	MCL (Chem-Rad), Single Sample	MCL	Compliance Achieved	7/27/2016
THE BEARS DEN LLC	51	FAYETTE	IA3357769	TNC	201601212	Chlorine	31-Mar-16	Operations Report	RPT	NOV Issued	4/12/2016
THE BEARS DEN LLC	51	FAYETTE	IA3357769	TNC	201601774	Chlorine	30-Jun-16	Operations Report	RPT	NOV Issued	7/12/2016
THE BEARS DEN LLC	51	FAYETTE	IA3357769	TNC	201602243	Coliform (RTCR)	31-Aug-16	Monitoring (RTCR), Routine Major	MON	Compliance Achieved	9/11/2016
THE BEARS DEN LLC	51	FAYETTE	IA3357769	TNC	201700289	Chlorine	30-Sep-16	Operations Report	RPT	NOV Issued	10/14/2016
THE CELEBRATION FARM LLC	25	JOHNSON	IA5225210	TNC	201700219	Coliform (RTCR)	30-Sep-16	Monitoring (RTCR), Routine Major	MON	Compliance Achieved	10/17/2016
THE DAM BAR & GRILL INC	29	LINN	IA5786890	TNC	201601776	Chlorine	30-Jun-16	Operations Report	RPT	NOV Issued	7/12/2016
THE DAM BAR & GRILL INC	29	LINN	IA5786890	TNC	201602296	E. coli (GWR)	04-Aug-16	Monitoring (GWR) TG and AD, Major	MON	Compliance Achieved	8/18/2016

Name of the Public Water Supply (Alphabetical Listing)	Minimum Population Served	County	PWSID	PWS Type	Violation Number	Analyte	Compliance End Date	Violation	Violation Type	Enforcement Action	Enforcement Action Date
THE DAM BAR & GRILL INC	29	LINN	IA5786890	TNC	201700292	Chlorine	30-Sep-16	Operations Report	RPT	NOV Issued	10/12/2016
THE DAM BAR & GRILL INC	29	LINN	IA5786890	TNC	201700160	Coliform (RTCR)	30-Sep-16	Monitoring (RTCR), Routine Major	MON	Compliance Achieved	11/10/2016
THE DAM BAR & GRILL INC	29	LINN	IA5786890	TNC	201700162	Coliform (RTCR)	30-Sep-16	Monitoring (RTCR), Routine Major	MON	Compliance Achieved	11/10/2016
THE DAM BAR & GRILL INC	29	LINN	IA5786890	TNC	201700161	Nitrate (as N)	30-Sep-16	Monitoring (Chem-Rad), Routine Major	MON	Compliance Achieved	11/10/2016
THE DAM BAR & GRILL INC	29	LINN	IA5786890	TNC	201700163	Nitrate (as N)	30-Sep-16	Monitoring (Chem-Rad), Routine Major	MON	Compliance Achieved	11/10/2016
THE DAM BAR & GRILL INC	29	LINN	IA5786890	TNC	201700451	Coliform (RTCR)	31-Oct-16	Monitoring (RTCR), Routine Major	MON	Compliance Achieved	11/10/2016
THE DAM BAR & GRILL INC	29	LINN	IA5786890	TNC	201700452	Coliform (RTCR)	31-Oct-16	Monitoring (RTCR), Routine Major	MON	Compliance Achieved	11/10/2016
THE DAM BAR & GRILL INC	29	LINN	IA5786890	TNC	201700450	Nitrate (as N)	31-Oct-16	Monitoring (Chem-Rad), Routine Major	MON	Compliance Achieved	11/10/2016
THE DAM BAR & GRILL INC	29	LINN	IA5786890	TNC	201700453	Nitrate (as N)	31-Oct-16	Monitoring (Chem-Rad), Routine Major	MON	Compliance Achieved	11/10/2016
THE GROVE	31	JONES	IA5377727	TNC	201700659	Nitrate (as N)	30-Nov-16	Monitoring (Chem-Rad), Routine Major	MON	Compliance Achieved	12/19/2016
THE HILLSIDE BAR & GRILL	92	JONES	IA5343202	TNC	201601497	Coliform (RTCR)	31-May-16	Monitoring (RTCR), Routine Major	MON	NOV Issued	6/20/2016
THE HOP	35	JACKSON	IA4955725	TNC	201700799	Coliform (RTCR)	31-Dec-16	Monitoring (RTCR), Routine Major	MON	Compliance Achieved	12/16/2016
THE HOP	35	JACKSON	IA4955725	TNC	201700800	Nitrate (as N)	31-Dec-16	Monitoring (Chem-Rad), Routine Major	MON	Compliance Achieved	12/16/2016
THE MARKET AT OAKWOOD	122	CERRO GORDO	IA1716203	TNC	201601523	Coliform (RTCR)	31-May-16	Monitoring (RTCR), Routine Major	MON	Compliance Achieved	7/25/2016
THE MARKET AT OAKWOOD	122	CERRO GORDO	IA1716203	TNC	201601741	Nitrate (as N)	30-Jun-16	Monitoring (Chem-Rad), Routine Major	MON	NOV Issued	7/21/2016
THE MARKET AT OAKWOOD	122	CERRO GORDO	IA1716203	TNC	201601740	Coliform (RTCR)	30-Jun-16	Monitoring (RTCR), Routine Major	MON	Compliance Achieved	7/25/2016
THE MARKET AT OAKWOOD	122	CERRO GORDO	IA1716203	TNC	201700210	Coliform (RTCR)	30-Sep-16	Monitoring (RTCR), Routine Major	MON	NOV Issued	10/19/2016
THE PLAYHOUSE THEATRE	55	MILLS	IA6525203	TNC	201700492	Coliform (RTCR)	31-Oct-16	Monitoring (RTCR), Routine Major	MON	Compliance Achieved	10/1/2016
THE PLAYHOUSE THEATRE	55	MILLS	IA6525203	TNC	201700834	Nitrate (as N)	31-Dec-16	Monitoring (Chem-Rad), Routine Major	MON	Compliance Achieved	2/7/2017
THE ZIPPER	35	WINNESHIEK	IA9637201	TNC	201601049	Coliform (TCR)	29-Feb-16	Monitoring (TCR), Routine Major	MON	Compliance Achieved	4/28/2016
THE ZIPPER	35	WINNESHIEK	IA9637201	TNC	201601175	Coliform (TCR)	31-Mar-16	Monitoring (TCR), Routine Major	MON	Compliance Achieved	4/28/2016
THE ZIPPER	35	WINNESHIEK	IA9637201	TNC	201601512	Coliform (RTCR)	31-May-16	Monitoring (RTCR), Routine Major	MON	Compliance Achieved	6/30/2016
THE ZIPPER	35	WINNESHIEK	IA9637201	TNC	201602014	Coliform (RTCR)	31-Jul-16	Monitoring (RTCR), Routine Major	MON	Compliance Achieved	8/30/2016
THE ZIPPER	35	WINNESHIEK	IA9637201	TNC	201700670	Coliform (RTCR)	30-Nov-16	Monitoring (RTCR), Routine Major	MON	Compliance Achieved	12/27/2016
THORPE PARK-WINNEBAGO CONSERVATION	60	WINNEBAGO	IA9525901	TNC	201700818	Coliform (RTCR)	31-Dec-16	Monitoring (RTCR), Routine Major	MON	Compliance Achieved	1/17/2017
THREE DAYS SALOON AND GRILLE	27	HARDIN	IA4213203	TNC	201601055	Coliform (TCR)	29-Feb-16	Monitoring (TCR), Routine Major	MON	Compliance Achieved	3/15/2016

Name of the Public Water Supply (Alphabetical Listing)	Minimum Population Served	County	PWSID	PWS Type	Violation Number	Analyte	Compliance End Date	Violation	Violation Type	Enforcement Action	Enforcement Action Date
TIMBER VALLEY ESTATES (THIRD ADDITION)	65	SCOTT	IA8215385	CWS	201700356	Lead	30-Sep-16	AL (Pb/Cu), 90th Percentile	MCL	BCA Signed	11/15/2016
TIMBERLINE GOLF COURSE INC.	130	DUBUQUE	IA3126883	TNC	201601778	Chlorine	30-Jun-16	Operations Report	RPT	Compliance Achieved	10/10/2016
TIMBERLINE GOLF COURSE INC.	130	DUBUQUE	IA3126883	TNC	201700128	Coliform (RTCR)	30-Sep-16	Monitoring (RTCR), Routine Major	MON	Compliance Achieved	10/25/2016
TIMBERLINE GOLF COURSE INC.	130	DUBUQUE	IA3126883	TNC	201700657	Coliform (RTCR)	30-Nov-16	Monitoring (RTCR), Routine Major	MON	Compliance Achieved	4/27/2017
TIMBERLINE GOLF COURSE INC.	130	DUBUQUE	IA3126883	TNC	201700791	Nitrate (as N)	31-Dec-16	Monitoring (Chem-Rad), Routine Major	MON	Compliance Achieved	4/27/2017
TITONKA WATER SUPPLY	482	KOSSUTH	IA5588026	CWS	201602328	Failure to Issue Consumer Confidence Report	31-Jul-16	Consumer Confidence Report (CCR)	RPT	Compliance Achieved	9/27/2016
TOGIE PUB	25	HOWARD	IA4564201	TNC	201600866	Coliform (TCR)	31-Jan-16	Monitoring (TCR), Routine Major	MON	Compliance Achieved	2/1/2016
TOGIE PUB	25	HOWARD	IA4564201	TNC	201601696	Nitrate (as N)	30-Jun-16	Monitoring (Chem-Rad), Routine Major	MON	Compliance Achieved	3/20/2017
TOGIE PUB	25	HOWARD	IA4564201	TNC	201602056	Failure to Address Deficiency	01-Aug-16	Failure Address Deficiency (GWR)	TT	NOV Issued	8/1/2016
TOGIE PUB	25	HOWARD	IA4564201	TNC	201602293	E. coli (GWR)	06-Aug-16	Monitoring (GWR) TG and AD, Major	MON	Compliance Achieved	9/28/2016
TOGIE PUB	25	HOWARD	IA4564201	TNC	201602326	Failure to conduct a Level 1 Assessment	31-Aug-16	Level 1 Assessment, RT TC+ w/ no RP (RTCR)	TT	NOV Issued	10/24/2016
TOWN & COUNTRY AQUA CLUB	30	POTTAWATTAMIE	IA7820204	TNC	201601517	Coliform (RTCR)	31-May-16	Monitoring (RTCR), Routine Major	MON	Compliance Achieved	7/7/2016
TOWN & COUNTRY AQUA CLUB	30	POTTAWATTAMIE	IA7820204	TNC	201601727	Nitrate (as N)	30-Jun-16	Monitoring (Chem-Rad), Routine Major	MON	Compliance Achieved	7/6/2016
TOWN & COUNTRY AQUA CLUB	30	POTTAWATTAMIE	IA7820204	TNC	201601728	Coliform (RTCR)	30-Jun-16	Monitoring (RTCR), Routine Major	MON	Compliance Achieved	7/7/2016
TOWN & COUNTRY AQUA CLUB	30	POTTAWATTAMIE	IA7820204	TNC	201700193	Coliform (RTCR)	30-Sep-16	Monitoring (RTCR), Routine Major	MON	NOV Issued	10/25/2016
TRI-CITY GOLF CLUB	26	CLAYTON	IA2254844	TNC	201601485	Coliform (RTCR)	31-May-16	Monitoring (RTCR), Routine Major	MON	Compliance Achieved	6/21/2016
TRI-STATE RACEWAY	27	DELAWARE	IA2825201	TNC	201601332	Coliform (RTCR)	30-Apr-16	Monitoring (RTCR), Routine Major	MON	Compliance Achieved	5/3/2016
TURKEY CREEK DEVELOPMENT	65	JOHNSON	IA5225316	CWS	201602370	Failure to Issue Consumer Confidence Report	31-Jul-16	Consumer Confidence Report (CCR)	RPT	Compliance Achieved	10/3/2016
TURKEY VALLEY COMMUNITY SCHOOL	601	WINNESHIEK	IA9661531	NTNC	201601321	Toluene	31-Mar-16	Monitoring (Chem-Rad), Routine Major	MON	Compliance Achieved	4/25/2016
TURKEY VALLEY COMMUNITY SCHOOL	601	WINNESHIEK	IA9661531	NTNC	201700187	Total Haloacetic Acids (HAA5)	31-Aug-16	Monitoring (DBP), Routine Major	MON	NOV Issued	10/19/2016
TURKEY VALLEY COMMUNITY SCHOOL	601	WINNESHIEK	IA9661531	NTNC	201700188	Total Trihalomethanes (TTHM)	31-Aug-16	Monitoring (DBP), Routine Major	MON	NOV Issued	10/19/2016
TWIN KNOLLS FOURTH/FIFTH ADDITION	144	LINN	IA5784326	CWS	201601787	Chlorine	30-Jun-16	Operations Report	RPT	Compliance Achieved	7/11/2016
TWIN VIEW HEIGHTS	155	JOHNSON	IA5282301	CWS	201700154	Total Haloacetic Acids (HAA5)	31-Aug-16	Monitoring (DBP), Routine Major	MON	NOV Issued	10/19/2016
TWIN VIEW HEIGHTS	155	JOHNSON	IA5282301	CWS	201700155	Total Trihalomethanes (TTHM)	31-Aug-16	Monitoring (DBP), Routine Major	MON	NOV Issued	10/19/2016
UNION WATER SUPPLY	397	HARDIN	IA4291038	CWS	201700875	Chlorine	31-Dec-16	Operations Report	RPT	Compliance Achieved	3/7/2017

Name of the Public Water Supply (Alphabetical Listing)	Minimum Population Served	County	PWSID	PWS Type	Violation Number	Analyte	Compliance End Date	Violation	Violation Type	Enforcement Action	Enforcement Action Date
US NAMEPLATE COMPANY INC	35	LINN	IA5758101	NTNC	201700318	Lead	31-Dec-16	AL (Pb/Cu), 90th Percentile	MCL	BCA Signed	10/28/2016
VALLEY OAKS	100	CLINTON	IA2326848	TNC	201601689	Coliform (RTCR)	30-Jun-16	Monitoring (RTCR), Routine Major	MON	Compliance Achieved	7/6/2016
VALLEY VIEW WATER ASSOCIATION	65	HARRISON	IA4300601	CWS	201601986	Coliform (RTCR)	31-Jul-16	Monitoring (RTCR), Routine Major	MON	Compliance Achieved	8/24/2016
VALLEY VIEW WATER ASSOCIATION	65	HARRISON	IA4300601	CWS	201602358	Failure to Issue Consumer Confidence Report	31-Jul-16	Consumer Confidence Report (CCR)	RPT	Compliance Achieved	12/7/2016
VERN ACRES (OLIPHANT ADDITION)	150	LINN	IA5784303	CWS	201601825	Chlorine	30-Jun-16	Operations Report	RPT	Compliance Achieved	7/11/2016
VICTOR MUNICIPAL WATER DEPT	893	IOWA	IA4875050	CWS	201602360	Failure to Issue Consumer Confidence Report	31-Jul-16	Consumer Confidence Report (CCR)	RPT	Compliance Achieved	9/21/2016
VILLAGE CREEK BIBLE CAMP	166	ALLAMAKEE	IA0345481	TNC	201601775	Chlorine	30-Jun-16	Operations Report	RPT	Compliance Achieved	1/13/2017
VILLAGE CREEK BIBLE CAMP	166	ALLAMAKEE	IA0345481	TNC	201700290	Chlorine	30-Sep-16	Operations Report	RPT	Compliance Achieved	1/13/2017
VINCENT WATER SUPPLY	174	WEBSTER	IA9486052	CWS	201602332	Failure to Issue Consumer Confidence Report	31-Jul-16	Consumer Confidence Report (CCR)	RPT	Compliance Achieved	9/23/2016
VISTA HILLS WATER ASSOCIATION	39	SCOTT	IA8209359	CWS	201601712	Coliform (RTCR)	30-Jun-16	Monitoring (RTCR), Routine Major	MON	Compliance Achieved	7/20/2016
VISTA HILLS WATER ASSOCIATION	39	SCOTT	IA8209359	CWS	201602265	Coliform (RTCR)	31-Aug-16	Monitoring (RTCR), Routine Major	MON	Compliance Achieved	9/8/2016
WADENA WATER SYSTEM	262	FAYETTE	IA3371056	CWS	201601293	Coliform (RTCR)	30-Apr-16	Monitoring (RTCR), Routine Major	MON	Compliance Achieved	5/11/2016
WAHKONSA COUNTRY CLUB	60	CEDAR	IA7078815	TNC	201700168	Nitrate (as N)	30-Sep-16	Monitoring (Chem-Rad), Routine Major	MON	NOV Issued	10/19/2016
WAHPETON WATER SUPPLY	438	DICKINSON	IA3087057	CWS	201700415	1,1,1-Trichloroethane	30-Sep-16	Monitoring (Chem-Rad), Routine Major	MON	Compliance Achieved	12/6/2016
WAHPETON WATER SUPPLY	438	DICKINSON	IA3087057	CWS	201700416	1,1,2-Trichloroethane	30-Sep-16	Monitoring (Chem-Rad), Routine Major	MON	Compliance Achieved	12/6/2016
WAHPETON WATER SUPPLY	438	DICKINSON	IA3087057	CWS	201700405	1,1-Dichloroethylene	30-Sep-16	Monitoring (Chem-Rad), Routine Major	MON	Compliance Achieved	12/6/2016
WAHPETON WATER SUPPLY	438	DICKINSON	IA3087057	CWS	201700414	1,2,4-Trichlorobenzene	30-Sep-16	Monitoring (Chem-Rad), Routine Major	MON	Compliance Achieved	12/6/2016
WAHPETON WATER SUPPLY	438	DICKINSON	IA3087057	CWS	201700403	1,2-Dichloroethane	30-Sep-16	Monitoring (Chem-Rad), Routine Major	MON	Compliance Achieved	12/6/2016
WAHPETON WATER SUPPLY	438	DICKINSON	IA3087057	CWS	201700408	1,2-Dichloropropane	30-Sep-16	Monitoring (Chem-Rad), Routine Major	MON	Compliance Achieved	12/6/2016
WAHPETON WATER SUPPLY	438	DICKINSON	IA3087057	CWS	201700430	2,4,5-TP (Silvex)	30-Sep-16	Monitoring (Chem-Rad), Routine Major	MON	Compliance Achieved	12/6/2016
WAHPETON WATER SUPPLY	438	DICKINSON	IA3087057	CWS	201700423	2,4-D	30-Sep-16	Monitoring (Chem-Rad), Routine Major	MON	Compliance Achieved	12/6/2016
WAHPETON WATER SUPPLY	438	DICKINSON	IA3087057	CWS	201700420	Alachlor (Lasso)	30-Sep-16	Monitoring (Chem-Rad), Routine Major	MON	Compliance Achieved	12/6/2016
WAHPETON WATER SUPPLY	438	DICKINSON	IA3087057	CWS	201700421	Atrazine	30-Sep-16	Monitoring (Chem-Rad), Routine Major	MON	Compliance Achieved	12/6/2016
WAHPETON WATER SUPPLY	438	DICKINSON	IA3087057	CWS	201700399	Benzene	30-Sep-16	Monitoring (Chem-Rad), Routine Major	MON	Compliance Achieved	12/6/2016
WAHPETON WATER SUPPLY	438	DICKINSON	IA3087057	CWS	201700422	Benzo (a) Pyrene	30-Sep-16	Monitoring (Chem-Rad), Routine Major	MON	Compliance Achieved	12/6/2016

Name of the Public Water Supply (Alphabetical Listing)	Minimum Population Served	County	PWSID	PWS Type	Violation Number	Analyte	Compliance End Date	Violation	Violation Type	Enforcement Action	Enforcement Action Date
WAHPETON WATER SUPPLY	438	DICKINSON	IA3087057	CWS	201700400	Carbon Tetrachloride	30-Sep-16	Monitoring (Chem-Rad), Routine Major	MON	Compliance Achieved	12/6/2016
WAHPETON WATER SUPPLY	438	DICKINSON	IA3087057	CWS	201700404	cis-1,2-Dichloroethylene	30-Sep-16	Monitoring (Chem-Rad), Routine Major	MON	Compliance Achieved	12/6/2016
WAHPETON WATER SUPPLY	438	DICKINSON	IA3087057	CWS	201700424	Di(2-Ethylhexyl) Adipate	30-Sep-16	Monitoring (Chem-Rad), Routine Major	MON	Compliance Achieved	12/6/2016
WAHPETON WATER SUPPLY	438	DICKINSON	IA3087057	CWS	201700425	Di(2-Ethylhexyl) Phthalate	30-Sep-16	Monitoring (Chem-Rad), Routine Major	MON	Compliance Achieved	12/6/2016
WAHPETON WATER SUPPLY	438	DICKINSON	IA3087057	CWS	201700407	Dichloromethane	30-Sep-16	Monitoring (Chem-Rad), Routine Major	MON	Compliance Achieved	12/6/2016
WAHPETON WATER SUPPLY	438	DICKINSON	IA3087057	CWS	201700426	Dinoseb	30-Sep-16	Monitoring (Chem-Rad), Routine Major	MON	Compliance Achieved	12/6/2016
WAHPETON WATER SUPPLY	438	DICKINSON	IA3087057	CWS	201700409	Ethylbenzene	30-Sep-16	Monitoring (Chem-Rad), Routine Major	MON	Compliance Achieved	12/6/2016
WAHPETON WATER SUPPLY	438	DICKINSON	IA3087057	CWS	201700410	Monochlorobenzene	30-Sep-16	Monitoring (Chem-Rad), Routine Major	MON	Compliance Achieved	12/6/2016
WAHPETON WATER SUPPLY	438	DICKINSON	IA3087057	CWS	201700401	o-Dichlorobenzene	30-Sep-16	Monitoring (Chem-Rad), Routine Major	MON	Compliance Achieved	12/6/2016
WAHPETON WATER SUPPLY	438	DICKINSON	IA3087057	CWS	201700402	p-Dichlorobenzene	30-Sep-16	Monitoring (Chem-Rad), Routine Major	MON	Compliance Achieved	12/6/2016
WAHPETON WATER SUPPLY	438	DICKINSON	IA3087057	CWS	201700427	Pentachlorophenol	30-Sep-16	Monitoring (Chem-Rad), Routine Major	MON	Compliance Achieved	12/6/2016
WAHPETON WATER SUPPLY	438	DICKINSON	IA3087057	CWS	201700428	Picloram	30-Sep-16	Monitoring (Chem-Rad), Routine Major	MON	Compliance Achieved	12/6/2016
WAHPETON WATER SUPPLY	438	DICKINSON	IA3087057	CWS	201700429	Simazine	30-Sep-16	Monitoring (Chem-Rad), Routine Major	MON	Compliance Achieved	12/6/2016
WAHPETON WATER SUPPLY	438	DICKINSON	IA3087057	CWS	201700411	Styrene	30-Sep-16	Monitoring (Chem-Rad), Routine Major	MON	Compliance Achieved	12/6/2016
WAHPETON WATER SUPPLY	438	DICKINSON	IA3087057	CWS	201700412	Tetrachloroethylene	30-Sep-16	Monitoring (Chem-Rad), Routine Major	MON	Compliance Achieved	12/6/2016
WAHPETON WATER SUPPLY	438	DICKINSON	IA3087057	CWS	201700413	Toluene	30-Sep-16	Monitoring (Chem-Rad), Routine Major	MON	Compliance Achieved	12/6/2016
WAHPETON WATER SUPPLY	438	DICKINSON	IA3087057	CWS	201700406	trans-1,2-Dichloroethylene	30-Sep-16	Monitoring (Chem-Rad), Routine Major	MON	Compliance Achieved	12/6/2016
WAHPETON WATER SUPPLY	438	DICKINSON	IA3087057	CWS	201700417	Trichloroethylene	30-Sep-16	Monitoring (Chem-Rad), Routine Major	MON	Compliance Achieved	12/6/2016
WAHPETON WATER SUPPLY	438	DICKINSON	IA3087057	CWS	201700418	Vinyl Chloride	30-Sep-16	Monitoring (Chem-Rad), Routine Major	MON	Compliance Achieved	12/6/2016
WAHPETON WATER SUPPLY	438	DICKINSON	IA3087057	CWS	201700419	Xylenes	30-Sep-16	Monitoring (Chem-Rad), Routine Major	MON	Compliance Achieved	12/6/2016
WALDENBURG COMMUNITY WATER SYSTEM	90	IOWA	IA4802301	CWS	201602107	Radium, Combined (226, 228)	30-Sep-16	MCL (Chem-Rad), Average	MCL	Compliance Achieved	1/23/2017
WALL LAKE WATER SUPPLY	851	SAC	IA8166061	CWS	201601419	Nitrate (as N)	30-Jun-16	MCL (Chem-Rad), Average	MCL	Compliance Achieved	7/12/2016
WAPSIE RIDGE GOLF COURSE, INC.	47	BREMER	IA0965201	TNC	201601322	Coliform (RTCR)	30-Apr-16	Monitoring (RTCR), Routine Major	MON	Compliance Achieved	5/26/2016
WAPSIE RIDGE GOLF COURSE, INC.	47	BREMER	IA0965201	TNC	201601724	Coliform (RTCR)	30-Jun-16	Monitoring (RTCR), Routine Major	MON	Compliance Achieved	7/21/2016
WASHINGTON PRAIRIE LUTHERAN CHURCH	124	WINNESHIEK	IA9630809	TNC	201601048	Coliform (TCR)	29-Feb-16	Monitoring (TCR), Routine Major	MON	Compliance Achieved	5/10/2016
WASHINGTON PRAIRIE LUTHERAN CHURCH	124	WINNESHIEK	IA9630809	TNC	201601174	Coliform (TCR)	31-Mar-16	Monitoring (TCR), Routine Major	MON	Compliance Achieved	5/10/2016

Name of the Public Water Supply (Alphabetical Listing)	Minimum Population Served	County	PWSID	PWS Type	Violation Number	Analyte	Compliance End Date	Violation	Violation Type	Enforcement Action	Enforcement Action Date
WASHINGTON PRAIRIE LUTHERAN CHURCH	124	WINNESHIEK	IA9630809	TNC	201601320	Coliform (RTCR)	30-Apr-16	Monitoring (RTCR), Routine Major	MON	Compliance Achieved	5/10/2016
WASHINGTON PRAIRIE LUTHERAN CHURCH	124	WINNESHIEK	IA9630809	TNC	201601721	Coliform (RTCR)	30-Jun-16	Monitoring (RTCR), Routine Major	MON	Compliance Achieved	9/19/2016
WASHINGTON PRAIRIE LUTHERAN CHURCH	124	WINNESHIEK	IA9630809	TNC	201602013	Coliform (RTCR)	31-Jul-16	Monitoring (RTCR), Routine Major	MON	Compliance Achieved	9/19/2016
WASHINGTON PRAIRIE LUTHERAN CHURCH	124	WINNESHIEK	IA9630809	TNC	201700477	Coliform (RTCR)	31-Oct-16	Monitoring (RTCR), Routine Major	MON	Compliance Achieved	12/5/2016
WASHINGTON PRAIRIE LUTHERAN CHURCH	124	WINNESHIEK	IA9630809	TNC	201700669	Coliform (RTCR)	30-Nov-16	Monitoring (RTCR), Routine Major	MON	Compliance Achieved	12/5/2016
WASHINGTON TWSP. ELEMENTARY SCHOOL	160	WASHINGTON	IA9233522	NTNC	201700872	Failure to submit MOR	30-May-16	Reporting (MOR)	RPT	Compliance Achieved	1/13/2017
WASHINGTON TWSP. ELEMENTARY SCHOOL	160	WASHINGTON	IA9233522	NTNC	201700873	Failure to submit MOR	31-Dec-16	Reporting (MOR)	RPT	Compliance Achieved	1/13/2017
WATERVILLE ELEMENTARY SCHOOL	156	ALLAMAKEE	IA0397551	NTNC	201602233	Coliform (RTCR)	31-Aug-16	Monitoring (RTCR), Routine Major	MON	Compliance Achieved	9/28/2016
WAVERLY PIT LANE TRAVEL PLAZA	205	BREMER	IA0990207	TNC	201601734	Coliform (RTCR)	30-Jun-16	Monitoring (RTCR), Routine Major	MON	Compliance Achieved	8/10/2016
WAVERLY PIT LANE TRAVEL PLAZA	205	BREMER	IA0990207	TNC	201700824	Nitrate (as N)	31-Dec-16	Monitoring (Chem-Rad), Routine Major	MON	NOV Issued	1/18/2017
WELLMAN MUNICIPAL WATERWORKS	1408	WASHINGTON	IA9276096	CWS	201601045	Nitrite (as N)	29-Feb-16	Monitoring (Chem-Rad), Routine Major	MON	Compliance Achieved	4/19/2016
WELLMAN MUNICIPAL WATERWORKS	1408	WASHINGTON	IA9276096	CWS	201601046	Nitrite (as N)	29-Feb-16	Monitoring (Chem-Rad), Routine Major	MON	Compliance Achieved	4/19/2016
WELLMAN MUNICIPAL WATERWORKS	1408	WASHINGTON	IA9276096	CWS	201601171	Nitrite (as N)	31-Mar-16	Monitoring (Chem-Rad), Routine Major	MON	Compliance Achieved	4/19/2016
WELLMAN MUNICIPAL WATERWORKS	1408	WASHINGTON	IA9276096	CWS	201601172	Nitrite (as N)	31-Mar-16	Monitoring (Chem-Rad), Routine Major	MON	Compliance Achieved	4/19/2016
WELLMAN MUNICIPAL WATERWORKS	1408	WASHINGTON	IA9276096	CWS	201601510	Nitrite (as N)	31-May-16	Monitoring (Chem-Rad), Routine Major	MON	Compliance Achieved	6/7/2016
WELLSBURG WATER SUPPLY	709	GRUNDY	IA3890097	CWS	201700135	Total Haloacetic Acids (HAA5)	31-Aug-16	Monitoring (DBP), Routine Major	MON	NOV Issued	10/19/2016
WELLSBURG WATER SUPPLY	709	GRUNDY	IA3890097	CWS	201700134	Total Trihalomethanes (TTHM)	31-Aug-16	Monitoring (DBP), Routine Major	MON	NOV Issued	10/19/2016
WENDRAM BLUFF HOMES WATER SYSTEM	68	JOHNSON	IA5225306	CWS	201602203	Failure to conduct a Level 1 Assessment	30-Sep-16	Level 1 Assessment, Multiple TC+ (RTCR)	TT	Compliance Achieved	11/4/2016
WESTCOTT HEIGHTS HOA PART THREE	120	JOHNSON	IA5225327	CWS	201700891	Lead & Copper Rule	30-Sep-16	Routine/Repeat Tap Sampling (Pb/Cu)	MON	NOV Issued	2/3/2017
WESTFIELD WATER SUPPLY	140	PLYMOUTH	IA7589008	CWS	201700894	Failure to meet Certified Operator Requirement	01-Dec-16	Certified Operator Requirement	STA	Compliance Achieved	3/15/2017
WHITTEMORE MUNI WATER SUPPLY	516	KOSSUTH	IA5595020	CWS	201601302	Coliform (RTCR)	30-Apr-16	Monitoring (RTCR), Routine Major	MON	Compliance Achieved	5/2/2016
WILKINSON PIONEER PARK	27	CERRO GORDO	IA1769927	TNC	201601636	E. coli (RTCR)	31-Jul-16	MCL, EC+ (RTCR)	MCL	Compliance Achieved	8/22/2016
WINDHAM BAR AND GRILL	52	JOHNSON	IA5260202	TNC	201601021	Coliform (TCR)	29-Feb-16	Monitoring (TCR), Repeat Major	MON	Compliance Achieved	3/22/2016
WINDHAM BAR AND GRILL	52	JOHNSON	IA5260202	TNC	201601745	Nitrate (as N)	30-Jun-16	Monitoring (Chem-Rad), Routine Major	MON	Compliance Achieved	8/4/2016
WINDING BROOK MOBILE HOME PARK	150	CLINTON	IA2300607	CWS	201602347	Failure to Issue Consumer Confidence Report	31-Jul-16	Consumer Confidence Report (CCR)	RPT	Compliance Achieved	9/27/2016

Name of the Public Water Supply (Alphabetical Listing)	Minimum Population Served	County	PWSID	PWS Type	Violation Number	Analyte	Compliance End Date	Violation	Violation Type	Enforcement Action	Enforcement Action Date
WINDRIDGE IMPLEMENTS L.L.C.	45	WINNESHIEK	IA9630101	TNC	201700821	Coliform (RTCR)	31-Dec-16	Monitoring (RTCR), Routine Major	MON	Compliance Achieved	1/30/2017
WOODBINE WATER DEPARTMENT	1464	HARRISON	IA4388034	CWS	201601016	Copper	30-Jun-16	AL (Pb/Cu), 90th Percentile	MCL	BCA Signed	3/15/2016
WOODLAND ACRES	110	WEBSTER	IA9433600	CWS	201602331	Failure to Issue Consumer Confidence Report	31-Jul-16	Consumer Confidence Report (CCR)	RPT	Compliance Achieved	9/19/2016
WOODLAND ESTATES IMPROVEMENT ASSOCIATION	59	JOHNSON	IA5280301	CWS	201600829	Coliform (TCR)	31-Jan-16	MCL (TCR), Monthly	MCL	Compliance Achieved	4/27/2016
WOODLAND ESTATES IMPROVEMENT ASSOCIATION	59	JOHNSON	IA5280301	CWS	201600947	Coliform (TCR)	29-Feb-16	MCL (TCR), Monthly	MCL	Compliance Achieved	4/27/2016
WOODLAND ESTATES IMPROVEMENT ASSOCIATION	59	JOHNSON	IA5280301	CWS	201600952	Failure to meet compliance schedule	03-Mar-16	Compliance Schedule	V/E	Compliance Achieved	4/27/2016
WOODLAND ESTATES IMPROVEMENT ASSOCIATION	59	JOHNSON	IA5280301	CWS	201601637	Failure to meet compliance schedule	30-Jun-16	Compliance Schedule	V/E	Compliance Achieved	8/17/2016
WOODLAND ESTATES IMPROVEMENT ASSOCIATION	59	JOHNSON	IA5280301	CWS	201602431	Lead	31-Dec-16	AL (Pb/Cu), 90th Percentile	MCL	BCA Signed	10/4/2016
WOODLAND HEIGHTS HOMEOWNERS ASSOC.	43	JOHNSON	IA5225309	CWS	201700444	Copper	30-Sep-16	Routine/Repeat Tap Sampling (Pb/Cu)	MON	NOV Issued	11/16/2016
WOODLAND HEIGHTS HOMEOWNERS ASSOC.	43	JOHNSON	IA5225309	CWS	201700445	Lead	30-Sep-16	Routine/Repeat Tap Sampling (Pb/Cu)	MON	NOV Issued	11/16/2016
WOODLAND RIDGE SUBDIVISION	50	JOHNSON	IA5225320	CWS	201700632	Radium, Combined (226, 228)	31-Dec-16	MCL (Chem-Rad), Average	MCL	NOV Issued	12/15/2016
WOOLSTOCK WATER SUPPLY	168	WRIGHT	IA9970037	CWS	201602335	Failure to Issue Consumer Confidence Report	31-Jul-16	Consumer Confidence Report (CCR)	RPT	Compliance Achieved	9/26/2016
WORD CENTER MINISTRIES	25	POTTAWATTAMIE	IA7820803	TNC	201601739	Coliform (RTCR)	30-Jun-16	Monitoring (RTCR), Routine Major	MON	Compliance Achieved	1/1/2017
WORD CENTER MINISTRIES	25	POTTAWATTAMIE	IA7820803	TNC	201601738	Nitrate (as N)	30-Jun-16	Monitoring (Chem-Rad), Routine Major	MON	Compliance Achieved	7/11/2016
WORD OF FAITH DOMINION CHURCH	81	WINNEBAGO	IA9545801	TNC	201700836	Nitrate (as N)	31-Dec-16	Monitoring (Chem-Rad), Routine Major	MON	Compliance Achieved	2/15/2017
WORTHINGTON WATER SUPPLY	401	DUBUQUE	IA3189001	CWS	201601826	Chlorine	30-Jun-16	Operations Report	RPT	Compliance Achieved	7/14/2016
YMCA CAMP WAPSIE	204	LINN	IA5722422	TNC	201700159	Coliform (RTCR)	30-Sep-16	Monitoring (RTCR), Routine Major	MON	Compliance Achieved	10/6/2016
ZEARING WATER DEPARTMENT	554	STORY	IA8590041	CWS	201601207	Failure to conduct a Level 1 Assessment	30-Apr-16	Level 1 Assessment, Multiple TC+ (RTCR)	TT	NOV Issued	7/20/2016
ZEARING WATER DEPARTMENT	554	STORY	IA8590041	CWS	201601785	Failure to conduct Level 1 Assessment	30-May-16	Treatment Technique (RTCR)	TT	Compliance Achieved	5/21/2016
ZEARING WATER DEPARTMENT	554	STORY	IA8590041	CWS	201602272	Total Haloacetic Acids (HAA5)	31-Jul-16	Monitoring (DBP), Routine Major	MON	NOV Issued	9/20/2016
ZEARING WATER DEPARTMENT	554	STORY	IA8590041	CWS	201602271	Total Trihalomethanes (TTHM)	31-Jul-16	Monitoring (DBP), Routine Major	MON	NOV Issued	9/20/2016