

Table of Contents

Introduction	1
Report Summary	1
The 1999 Report Highlights	1
Pie Chart 1: MCL Compliance by PWSs	2
Pie Chart 2: Major M/R Compliance by PWSs	2
Line Graph 1: MCL Violations Compared by Year	3
Line Graph 2: Major M/R Violations Compared by Year	4
Line Graph 3: Comparison of Acute Violations by Year	4
Iowa's Public Water Supplies	4
The IDNR Mission	5
The IDNR Drinking Water Program - Components	5
The Public Drinking Water Program: An Overview	6
Iowa's Public Water Supply Systems	7
Pie Chart 3: Classifications of Iowa PWSs	8
Pie Chart 4: Water Sources of Iowa PWSs	8
Pie Chart 5: Iowa Population Served by Water Source Type	9
Figure 1: Iowa Populations by PWS Size	9
Pie Chart 6: Iowa PWSs classified by Population Size	9
Maximum Contaminant Levels	10
Coliform Bacteria, including fecal coliforms and <i>Escherichia coli</i>	10
Nitrate/Nitrite	11
Inorganic Chemicals	12
Organic Chemicals	13
Radionuclides	17
Public Notification (MCL)	18
Treatment Techniques (TT) Requirements	18
Lead/Copper Action Levels	18
Lead Action Level Exceedance Public Education Program	19
Turbidity Requirements	20
Residual Disinfectant Requirements	21
Public Notification (TT)	22
Variances and Exemptions	22
Major Monitoring & Reporting (M/R) Requirements	23
Coliform Bacteria	23
Nitrate/Nitrite	24
Inorganic Chemicals	25
Organic Chemicals	25
Lead/Copper	26
Turbidity, Residual Disinfectant, and CT Ratio	27
Radionuclides	27
M/R Public Notification	28

Table of Contents, continued

Public Education Program for Lead	28
Distribution of this Report	28
Summary Report	29
Table A: Violations Summary Report	30
Statistical Summary	36
Maximum Contaminant Level Violations	36
Pie Chart 7: MCL Violations by Contaminant	36
Figure 2: MCL Violations by Contaminant – the numbers	36
Figure 3: Enforcement Actions for 1999 MCL Violations	37
Figure 4: MCL Violations and Total Number of Collected Samples	37
Pie Chart 8: Lead and Copper Action Level Exceedances by PWS	38
Figure 5: Lead and Copper Action Level Exceedances	38
Figure 6: 1999 SWTR Treatment Technique Violations	38
Major Monitoring and Reporting Violations	39
Pie Chart 9: Major M/R Violations by Contaminant	39
Figure 7: Major M/R Violations by Contaminant – the numbers	39
Figure 8: Enforcement Actions for 1999 M/R Violations	41
Figure 9: Number and Types of M/R Violations	41
Figure 10: Lead & Copper M/R Violations	41
Full Report	42
1999 MCL Violations Report	42
Report Legend for Table B	42
General Description of MCL Violations and Enforcement Actions	42
Report Legend for Table C	44
1999 M/R Violations Report	44
Report Legend for Table D	44
General Description of M/R Violations and Enforcement Actions	45
1999 Treatment Techniques Violations Report	45
Report Legend for Table E	46
Report Legend for Table F	46
1999 Treatment Techniques M/R Violations Report	47
Report Legend for Table G	47
Reports	
Table B: 1999 MCL Violations	48
Table C: 1999 Radium Continuing Violations	60
Table D: 1999 Monitoring/Reporting Violations	62
Table E: 1999 Treatment Techniques Violations	89
Table F: Lead and Copper Continuing Violations	92
Table G: 1999 Treatment Technique M/R Violations	95
Glossary	97
For Additional Information	98

1999 Iowa Public Drinking Water Program

Introduction

The Iowa Department of Natural Resources (IDNR) - Environmental Protection Division administers the Public Drinking Water Program in Iowa under delegation of authority from the United States Environmental Protection Agency (EPA).

The 1996 reauthorized Safe Drinking Water Act (SDWA) required that each state with primary enforcement responsibility for the SDWA must prepare, make readily available to the public, and submit to the EPA an annual report on violations of national primary drinking water regulations by public water supply systems (PWSs) in the state. This report fulfills this responsibility in Iowa for the 1999 calendar year.

Report Summary

The Annual Compliance Report

This is the annual report on violations of the national primary drinking water regulations by Iowa public water supply systems, prepared by the IDNR. The report includes violations of:

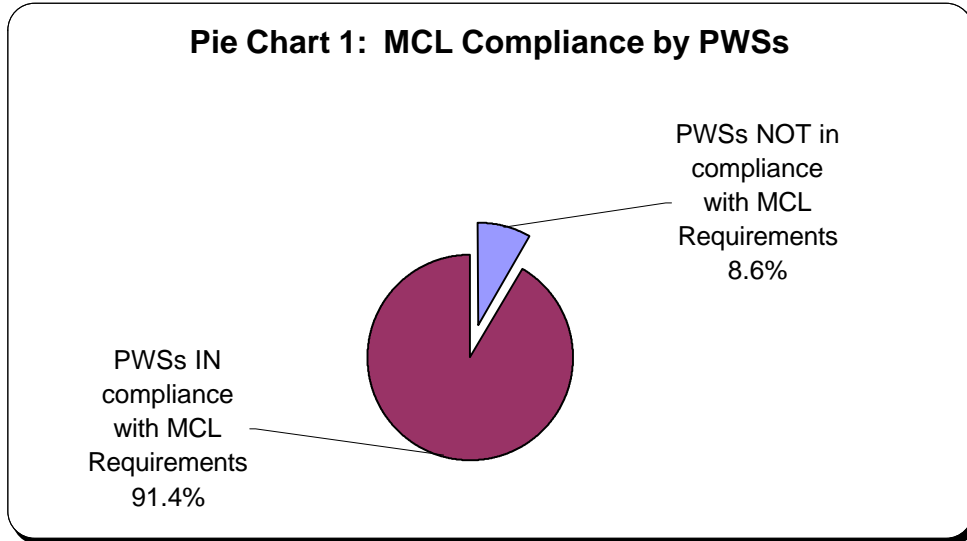
- Maximum Contaminant Levels (MCL),
- Treatment Technique Requirements (TT),
- Variances and Exemptions (not applicable in Iowa), and
- Monitoring and Reporting Requirements (M/R) – major violations only.

The 1999 Report Highlights

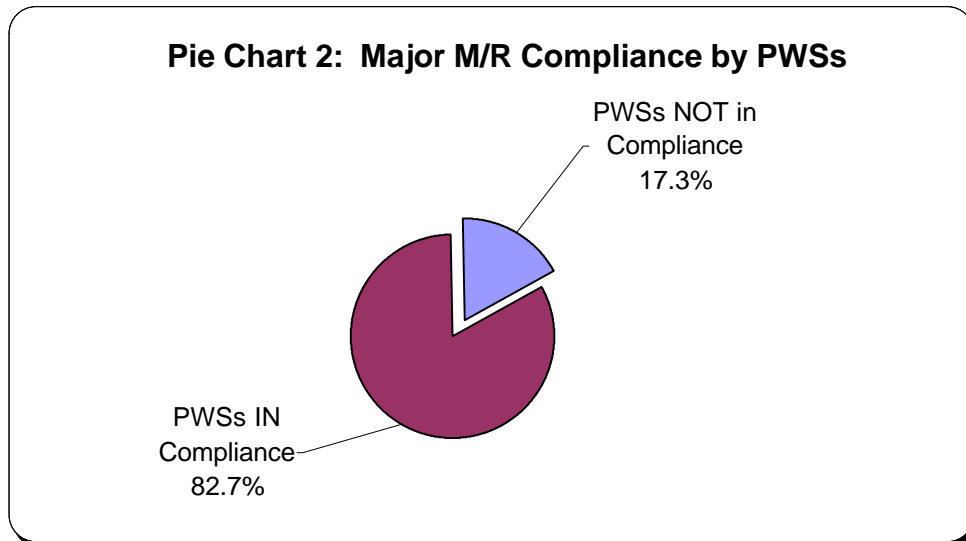
- No waterborne disease outbreaks or deaths were reported as being attributed to drinking water from regulated PWSs.
- **91.4%** of the **2,006** Iowa PWSs that were active during some or all of 1999 were in compliance with the drinking water quality MCLs in 1999. Of the **372** MCL violations issued, **48.7%** were for non-acute coliform bacteria exceedances, **5.9%** were for acute coliform bacteria exceedances, **40.1%** were for nitrate/nitrite exceedances, and **5.4%** were for other chemical standard exceedances, excluding Treatment Technique violations. By June, 2000, **53.0%** of these MCL violations issued in 1999 were returned to compliance.
- **Seven** of the 83 regulated compounds were found at levels above the MCL. These are Atrazine, Fluoride, Nitrate (as N), Nitrite (as N), Combined Radium 226 and 228, Coliform Bacteria and Total Trihalomethanes (TTHMs).
- Turbidity treatment technique violations were incurred at **five** PWSs, **all** of which are now in compliance.
- Lead and/or copper action levels were exceeded in **4.1%** of the **1321** PWSs required to participate in the lead and copper program.
- **82.7%** of the **2,006** Iowa PWSs that were active during some or all of 1999 complied with the M/R requirements as defined by the EPA to be considered to be of major severity. Of the **798** M/R violations, **40.7%** were coliform bacteria, **26.7%** were nitrate, **5.0%** were nitrite, **0.6%** were inorganic, **1.5%** were radionuclides, and **25.4%** were organic chemical monitoring violations, excluding Treatment Technique violations. By June, 2000, **94.9%** of these M/R violations issued in 1999 were returned to compliance.

Specific details of the program and violation data are explained in the Full Report on page 43.

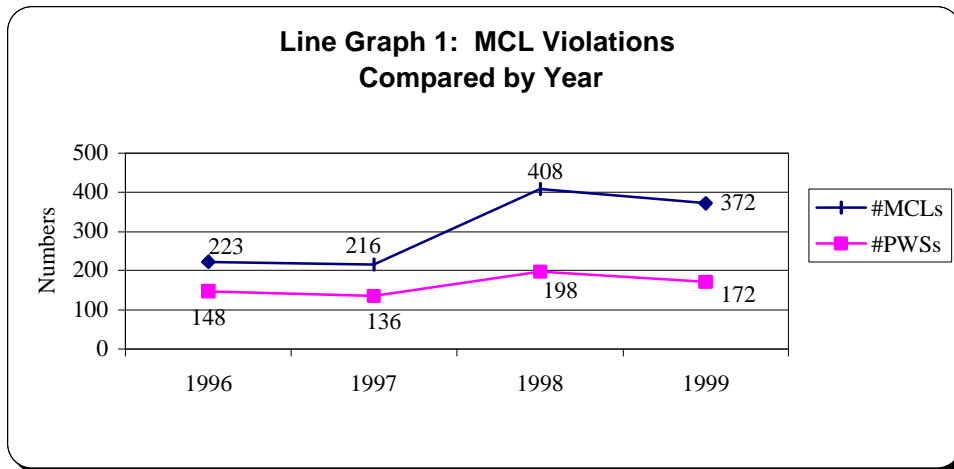
The following pie chart illustrates the proportion of MCL compliance by PWSs in 1999.



The following pie chart illustrates the proportion of M/R compliance by PWSs in 1999.

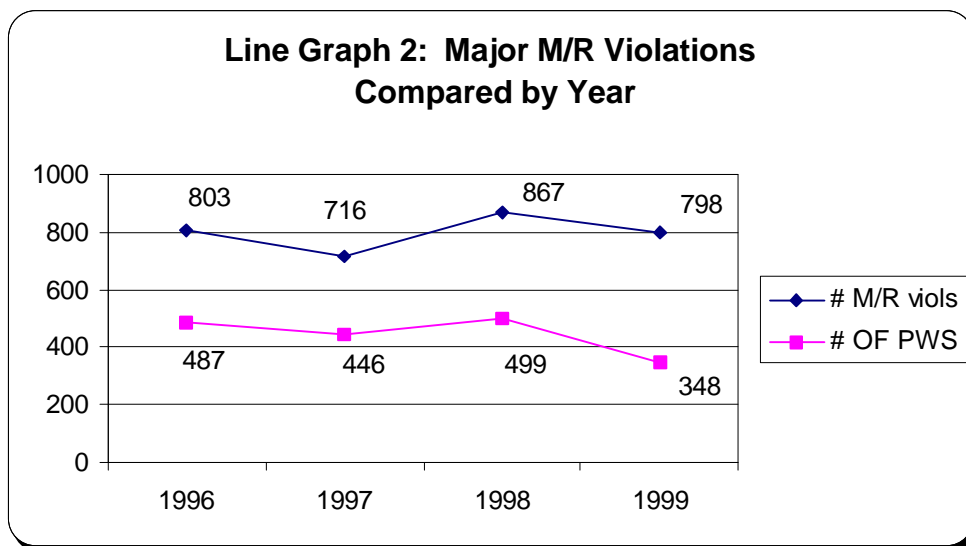


Comparison with Previous Years–MCL Violations and PWSs



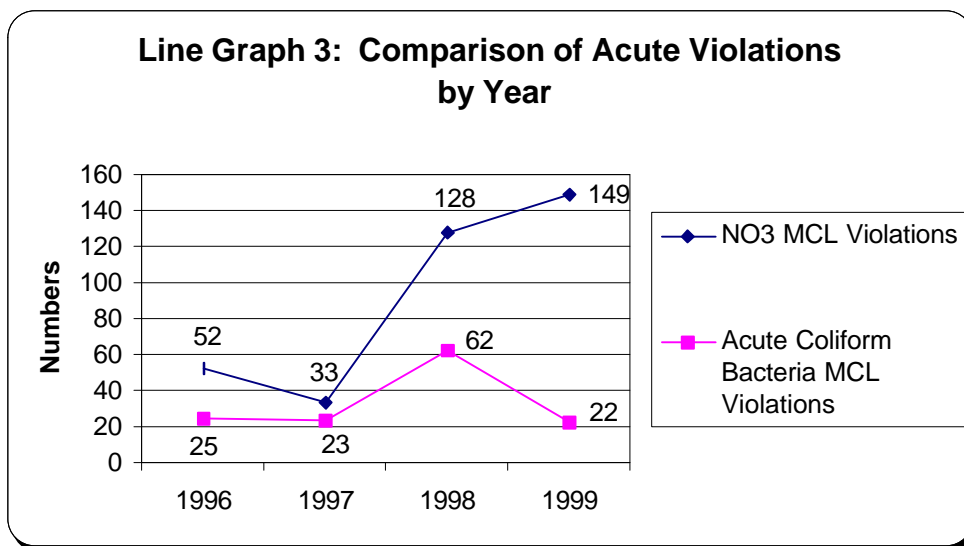
- A comparison of the MCL violations shows an decrease in the number of PWSs incurring MCL violations and a decrease in the number of violations occurring in 1999 as compared to 1998. Of the MCL violations issued in 1999, **53.0%** have been returned to compliance, which is an improvement in compliance from 1998.
- *In 1996 and 1997, Iowa PWSs violating the nitrate standard were issued an MCL once for each quarter they exceeded the nitrate MCL even if they exceeded the MCL in each of the 3 months of the quarter. Since 1998, a nitrate MCL violation is issued for each month that a PWS exceeds the MCL.*

Comparison with Previous Years–Monitoring/Reporting Violations and PWSs



- A comparison of the M/R violations shows an decrease in the number of PWSs incurring M/R violations and a decrease in the number of violations occurring in 1999 as compared to 1998. Of the M/R violations issued in 1999, **94.9%** were returned to compliance, which is an improvement in compliance from 1998.

Generally, Iowa's drinking water supply is safe. Isolated incidences of bacterial contamination are quickly dealt with as they occur. The number of PWSs affected by Acute Coliform MCL violations have decreased by 36 % since 1998. The number of PWSs affected by nitrate MCL violations have increased by 17 % since 1998.



Iowa's Public Water Supplies

Type: Of Iowa's **2,006** active PWSs in 1999,

- **58.1%** are community PWSs (municipality, subdivision, mobile home park), etc.
- **7.8%** are nontransient noncommunity PWSs (industry, school, daycare), etc.
- **34.1%** are transient noncommunity PWSs (park, restaurant, golf course), etc.

Source: There are three drinking water source types in Iowa: groundwater, surface water (rivers and reservoirs), and groundwater under the direct influence of surface water (also called influenced groundwater). Since a PWS can use any combination of water sources in its system, the PWS is classified by its source most vulnerable to contamination.

- **92.7%** of the PWSs have groundwater sources, which serve **64.0%** of the state's population.
- **6.5%** of the PWSs have surface water sources, which serve **31.2%** of the state's population.
- **0.8%** of the PWSs have groundwater sources under the direct influence of surface water, which serve **4.9%** of the state's population.

The IDNR Mission

The Environmental Protection Division of the IDNR administers the Public Drinking Water Program in Iowa under delegation of authority from the EPA. The IDNR Public Drinking Water Program's mission is to protect and enhance public health and safety, and the quality of life for all persons by ensuring the public drinking water is safe to drink. This mission is accomplished by ensuring the:

- drinking water quality is monitored on a routine basis at each public water supply,
- PWSs are designed, operated, and maintained to minimize the possibility of contamination, and
- the general public is notified when the water supply is not in compliance with the drinking water quality standards.

The IDNR Drinking Water Program - Components

The IDNR has six components of the drinking water program: on-site inspection, compliance and enforcement, engineering, water use, water operator and laboratory certification, and legal services. The IDNR staff works in conjunction with the operators of the state's public water supply systems to ensure compliance with the drinking water regulations and to provide safe drinking water to the state's citizens. Listed below are the elements of these IDNR program components.

On-Site Inspection:

Each of the six state regions has environmental specialists, whose responsibilities are to:

- conduct site surveys for well and treatment facility placement,
- inspect every PWS in the state at least every five years, which includes examination of the operation and maintenance of the PWS system,
- provide technical assistance to water supply operators,
- respond to complaints from the public, and
- provide emergency response to spills that may threaten the water resources.

Operation Permit:

The compliance and enforcement specialists have the following responsibilities:

- issue the operation permits for each PWS at least every three years, which specify the individual monitoring and operation requirements,
- monitor the compliance by each PWS with the drinking water program requirements,
- prepare violations notices and enforcement actions when necessary, and
- provide technical assistance to the PWS.

Construction Permit:

The engineering staff has the following responsibilities:

- review design specifications for wells, distribution systems, and treatment plants,
- issue construction permits for PWS projects,
- determine project eligibility for the drinking water state revolving loan fund,
- review viability assessments, and
- assist PWSs and consulting engineers in various treatment technologies for specific water quality problems.

Water Use Permit:

The water use staff allocate and track the withdrawal of water from Iowa's aquifers and surface waters, and issue ten-year water use permits.

Operator and Laboratory Certification:

The **operator certification program** requires certified operators to successfully complete an initial examination and to earn continuing education credits every two years. There are various levels of certification available for both water treatment and water distribution systems. Currently all municipalities, state and federally owned systems, and systems served by surface waters or groundwaters influenced by surface water, must have a certified operator in direct responsible charge of the system.

The **laboratory certification program** requires all laboratories conducting analyses for drinking water program compliance purposes to be certified, which includes an on-site inspection every two years, and annual proficiency testing for each analyte.

Legal Services:

The Legal Services staff work with the drinking water staff when additional enforcement action is needed when by a PWS fails to comply with the drinking water requirements. Legal enforcement actions can include negotiation for remediation of the problem, an administrative order, the possibility of a penalty, and availability of an appeal process.

The IDNR and operators of public water supply systems in Iowa are working together to ensure the safety of the state's 2,006 PWSs. The annual compliance report contains the specific monitoring requirements for the state's drinking water supplies and lists all violations of maximum contaminant levels, treatment techniques, and major monitoring/reporting requirements.

The Public Drinking Water Program: An Overview

The United States Environmental Protection Agency (EPA) established the Public Water System Supervision (PWSS) Program under authority of the 1974 SDWA and subsequent amendments.

- EPA sets national limits on allowable contaminant levels in PWSs to ensure the water is safe for human consumption. These limits are known as Maximum Contaminant Levels (MCLs).
- For some contaminants, EPA establishes Treatment Techniques (TT's) or Action Levels (AL's) in lieu of a MCL to control unacceptable levels of contaminants in public drinking water.
- EPA also regulates how often PWSs monitor for contaminants and requires those monitoring results be reported to the agency administering the PWSS Program in the state or territory. Generally, the larger the population served by a PWS, the more frequent the M/R requirements.
- The SDWA also requires PWSs to monitor for unregulated contaminants to provide data for future regulation development.
- EPA requires PWSs to notify the public they serve when violations of the drinking water regulations occur. Public notification must include a clear and understandable explanation of the nature of the violation, potential adverse health effects resulting from the violation, steps the PWS is taking to correct the violation, and the

availability and necessity of using an alternative water source until the violation is corrected.

The SDWA applies to all 50 States, the District of Columbia, Native American Indian Lands, Puerto Rico, the Virgin Islands, American Samoa, Guam, the Commonwealth of the Northern Mariana Islands, and the Republic of Palau.

The SDWA allows States and Territories to seek EPA approval to administer the PWSS Program within their state or territory, which is called primacy. To receive primacy, States must meet certain requirements set forth in the SDWA regulations, including adoption of drinking water regulations which are at least as stringent as federal regulations, and demonstration that the state or territory can enforce the program requirements. Of the 57 states and territories, all but Wyoming and the District of Columbia have primacy. The EPA Regional Offices administer the PWSS programs within those two jurisdictions.

Native American Indian Tribes must meet the same requirements as a state in order to receive primacy. To date, no Native American Indian Tribe has been granted primacy, and EPA administers the PWSS program on all tribal lands. The three PWSs in Iowa operated by Native American Indian Tribes have not received primacy, and are monitored directly by EPA and do not report to Iowa. These three PWSs are:

- the Winn-A-Vegas Casino in Sloan, Iowa, located in Woodbury County,
- CasinOmaha in Onawa, Iowa, located in Monona County and,
- the Sac & Fox Community in Tama, Iowa, located in Tama County.

EPA regional offices report to the states any enforcement actions taken by EPA within their jurisdiction. All SDWA data for a state is stored in an automated database called the Safe Drinking Water Information System (SDWIS). This database currently contains an inventory of PWSs and violations data and individual analytical results.

Iowa's Public Water Supply Systems

In order to understand this report, definitions of the various types of PWSs are needed.

A **PWS** is a system which provides piped water to the public for human consumption. The system must have at least 15 service connections or regularly serve an average of at least 25 individuals daily at least 60 days out of the year. A farmstead is an example of a **private water supply system** which does not meet the definition of a public water supply system.

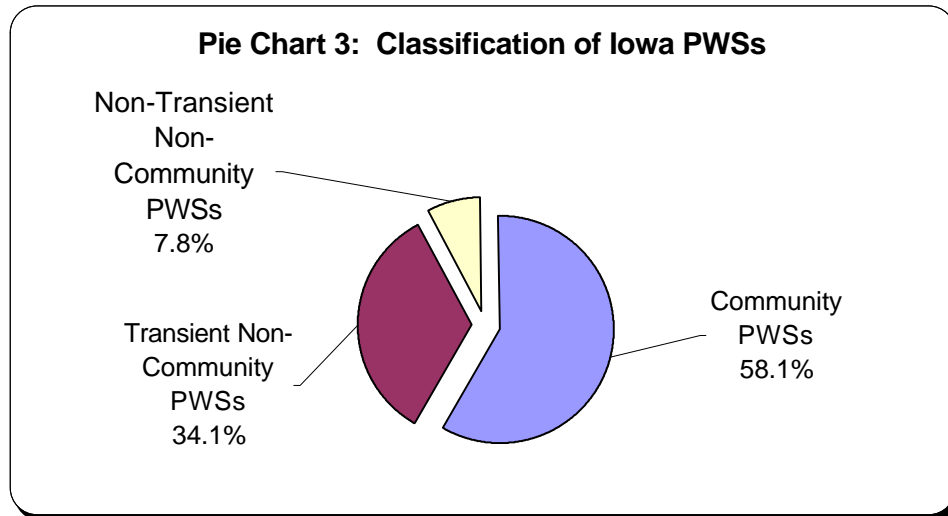
There were **2,006** active PWSs in Iowa in 1999. A PWS is either a community water system or a noncommunity water system. A **community water system** (CWS) is a public water supply system which has at least 15 service connections used by year-round residents or regularly serves at least 25 year-round residents. Examples of CWSs include municipalities, subdivisions, and mobile home parks. There were **1,165** active CWSs in Iowa in 1999.

A **noncommunity water system** is a PWS that is not a community water system, and there are two types of regulated noncommunity water systems. A **nontransient noncommunity water system** (NTNCWS or NTNC) is a PWS which regularly serves at least 25 of the same persons four hours or more per day, for four or more days per week, for 26 or more weeks per year. Examples

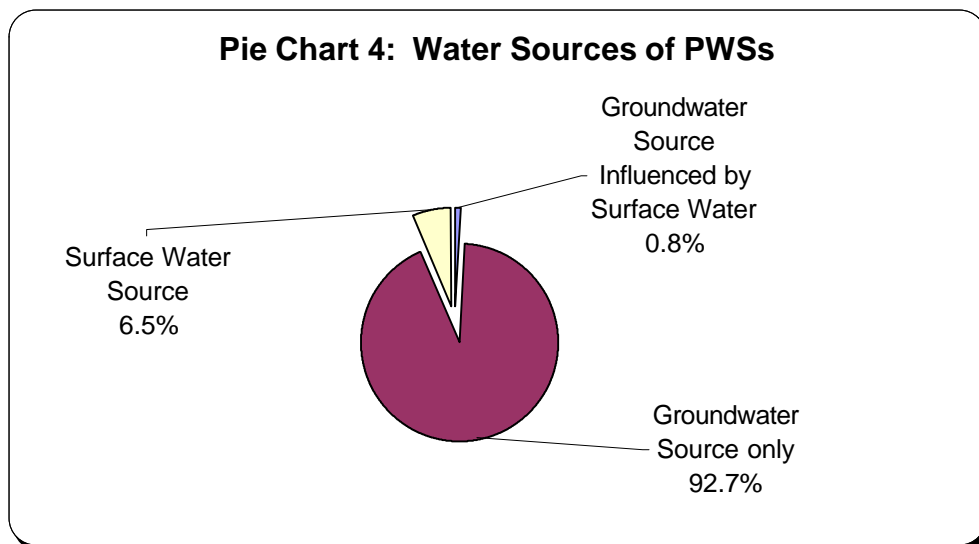
of NTNCs are schools, day-care centers, factories, and offices. Other service-oriented businesses, such as hotels, resorts, hospitals, and restaurants, are classified as NTNCs if they employ 25 or more people and are open for 26 or more weeks of the year. There were **156** active NTNCs in Iowa in 1999.

A **transient noncommunity water system** (TNCWS or TNC) is a PWS other than a CWS or NTNC which regularly serves at least 25 individuals daily at least 60 days out of the year. Examples of TNCs are convenience stores, bars, and restaurants with fewer than 25 employees, golf courses, camps, parks, and recreation areas. There were **685** active TNCs in Iowa in 1999.

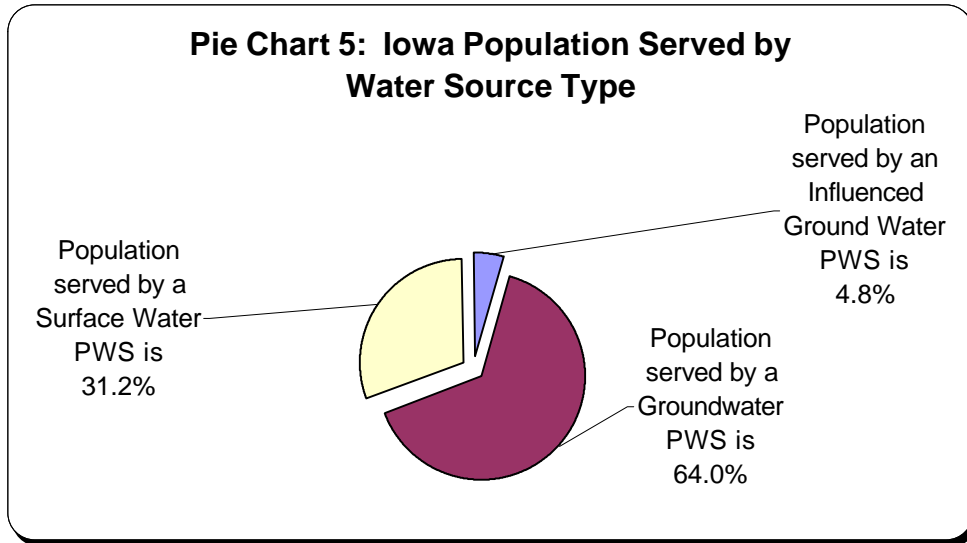
The following pie chart illustrates the three classifications of PWSs in Iowa.



The following pie chart illustrates the water source classifications of Iowa PWSs.



The following pie chart illustrates the percentage of Iowa’s population which is served by the three types of public sources of drinking water.

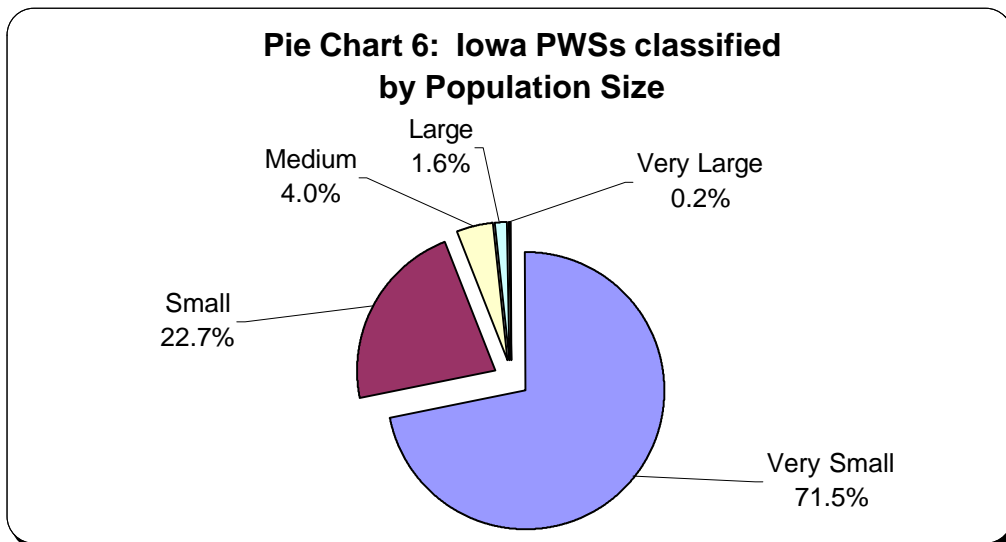


Water systems are also classified according to the number of people they serve:

Figure 1: Iowa Populations by PWS Size

Description	Population Served	Number of PWS	% of Total PWS
Very Small Water System	25 - 500	1435	71.5
Small Water System	501 - 3,300	456	22.7
Medium Water System	3,301 - 10,000	80	4.0
Large Water System	10,001 - 100,000	32	1.6
Very Large Water System	> 100,000	3	0.2

The following pie chart illustrates the proportion of Iowa’s population classified by PWS size.



Maximum Contaminant Levels (MCLs)

The definitions of terms and enforcement actions listed in the following sections are from the Iowa Administrative Code (IAC).

Coliform Bacteria, including fecal coliforms and *Escherichia coli* 567 IAC 41.2(1)

Non-Acute MCL: The MCL is determined by the presence or absence of total coliforms in a sample. Any coliform-positive routine or repeat/check sample that also is negative for fecal coliforms or *E. coli* constitutes a non-acute MCL based on the following criteria:

- If a routine sample is total coliform-positive, the PWS must collect a set of repeat/check samples within 24 hours of being notified of the positive result.
- For a PWS which collects 40 samples or more per month, no more than 5.0 percent of the samples collected during a month may be total coliform-positive.
- For a PWS which collects less than 40 samples per month, no more than one sample collected during a month may be total coliform-positive.

Acute MCL: When total coliforms are present in any sample, that sample is also analyzed for fecal coliform or *E. coli*. Any fecal coliform-positive repeat sample or *E. coli*-positive repeat/check sample, or any total coliform-positive repeat/check sample following a fecal coliform-positive or *E. coli*-positive routine sample is a violation of the MCL for total coliforms.

Contaminant	Number of PWS with Non-Acute MCL Violations in 1999	Number of PWS with Acute MCL Violations in 1999
Coliform Bacteria	123	21

Source of Contamination: Total coliforms are common in the environment and are generally not harmful themselves. Fecal coliforms and *E. coli* are generally not harmful but their presence in drinking water is serious because they usually are associated with sewage or animal waste. The presence of these bacteria in drinking water generally is a result of a problem with water treatment or the pipes which distribute the water, and indicates that the water may be contaminated with organisms that can cause disease (pathogens).

Health Effects: If the coliform MCL standard is violated, it indicates a pathway is present for microorganisms that are potentially pathogenic to enter the water system. At greatest risk are children, pregnant women, infants, elderly persons, and persons with compromised immune systems. Disease symptoms may include diarrhea, cramps, nausea, headaches, and fatigue. Chlorination of the drinking water will provide disinfection. Boiling water in the home is also an effective method of sterilizing the drinking water. Drinking water that meets the standard is associated with little risk to health and is considered safe with respect to these contaminants.

Out of Compliance: A PWS is out of compliance when the MCL is exceeded in any one compliance period assigned either as a monthly or quarterly (by calendar) requirement.

Returned to Compliance: A PWS is returned to compliance when repeat/check samples and follow-up sampling yield results which are free of coliform bacteria. A PWS must have six

months of levels below the MCL and no monitoring violations in order to be returned to compliance.

Nitrate/Nitrite---567 IAC 41.3 (455B)

Acute MCL: The MCL is the maximum allowable concentration of the Nitrate or Nitrite level in a sample, and is measured in milligrams per liter (mg/L). The MCL standards for Nitrate and Nitrite are as follows:

Contaminant	MCL	Number of PWSs with MCL Violations in 1999
Nitrate	10 mg/L, as N	41
Nitrite	1 mg/L, as N	1

Source of Contamination: These inorganic chemicals may result from the natural decay of organic materials such as leaves and crop residue, from the use of commercial fertilizers, and also are found in human sewage and wastes from farm animals.

Health Effects: Excessive levels of nitrate in drinking water have caused serious illness and sometimes death in infants under six months of age. Nitrate converts to nitrite, which interferes with the oxygen-carrying capacity in the child's blood (methemoglobinemia). This is an acute disease because symptoms can develop rapidly in infants. In most cases, health deteriorates over a period of days. Symptoms include shortness of breath and blueness of the skin. Expert medical advice should be sought immediately if these symptoms occur. Boiling the water will only concentrate nitrates in drinking water, and should not be attempted. Alternative sources of water should be used, such as Food and Drug Administration (FDA) approved bottled drinking water with low levels of nitrate clearly listed on the packaging. Drinking water that meets the standard is associated with little risk to health and is considered safe with respect to these contaminants.

Out of Compliance: A PWS is out of compliance when the MCL is exceeded in any one compliance period, assigned either as a monthly, quarterly, or yearly (by calendar) requirement. A violation of the nitrate or nitrite MCL is considered an acute violation with respect to public notification.

Returned to Compliance: A PWS is returned to compliance when the average of a confirmation sample result and the original sample are less than the MCL, or the results of successive monthly testing are below the MCL. A PWS must have six months of levels at or below the MCL and no monitoring violations in order to be returned to compliance.

Inorganic Chemicals---567 IAC 41.3 (455B)

Non-Acute MCL: Compliance with the MCL is generally determined using a running 12- month average of results compared to the maximum allowable concentration of the inorganic contaminant in a sample. Each result is measured in milligrams per liter (mg/L). The MCLs for the Inorganic Chemicals are listed in the following table.

Contaminant	MCL, mg/L	Number of PWSs with MCL Violations in 1999
Antimony	0.006	-0-
Arsenic *	0.05	-0-
Barium	2	-0-
<i>Beryllium</i> **	0.004	-0-
Cadmium	0.005	-0-
Chromium	0.1	-0-
<i>Cyanide (as free cyanide)</i> **	0.2	-0-
Fluoride	4.0	3
Mercury	0.002	-0-
Selenium	0.05	-0-
Thallium	0.002	-0-

* Because EPA is currently promulgating new rules that may change the arsenic MCL, the IDNR currently requires a PWS with an arsenic MCL violation to conduct quarterly public notification and sample collection. Non-acute levels are found in Iowa.

** **These compounds were included in the statewide interim monitoring waiver program, and were not required in 1999.**

Source of Contamination: Inorganic contaminants generally leach into drinking water after dissolving from naturally occurring minerals in the ground, or from leaching and runoff from industry and landfills.

Health Effects: If the MCL is exceeded for any of the inorganic contaminants, it means that a long-term risk to health is possible. These chemicals may damage organs such as the kidneys and liver, damage the nervous system causing loss of feeling and control in the legs, and are sometimes associated with high blood pressure and cancer. High levels of fluoride may cause dental mottling (fluorosis) of the teeth.

Out of Compliance: Generally, a PWS is out of compliance when the running 12-month average exceeds the MCL.

Returned to Compliance: A PWS is returned to compliance when the running 12-month average is below the MCL. A PWS must have 6 months of levels at or below the MCL and no monitoring violations in order to be returned to compliance.

Organic Chemicals---567 IAC 41.5 (455B)

Non-Acute MCL: Compliance with the MCL for organic chemicals is generally determined by calculating, in milligrams per liter (mg/L), the average annual concentration of four quarterly results and comparing it to the maximum allowable concentration of the organic contaminant. The MCLs for the Regulated Organic Chemicals are listed in the following tables.

Regulated Volatile Organic Chemicals (VOC's)

Contaminant	MCL, mg/L	Number of PWSs with MCL Exceedances in 1999
Benzene	0.005	-0-
Carbon tetrachloride	0.005	-0-
Chlorobenzene (mono)	0.1	-0-
1,2-Dichlorobenzene (ortho)	0.6	-0-
1,4-Dichlorobenzene (para)	0.075	-0-
1,2-Dichloroethane	0.005	-0-
1,1-Dichloroethylene	0.007	-0-
cis-1,2-Dichloroethylene	0.07	-0-
trans-1,2-Dichloroethylene	0.1	-0-
Dichloromethane	0.005	-0-
1,2-Dichloropropane	0.005	-0-
Ethylbenzene	0.7	-0-
Styrene	0.1	-0-
Tetrachloroethylene	0.005	-0-
Toluene	1	-0-
1,2,4-Trichlorobenzene	0.07	-0-
1,1,1-Trichloroethane	0.20	-0-
1,1,2-Trichloroethane	0.005	-0-
Trichloroethylene	0.005	-0-
Vinyl chloride	0.002	-0-
Xylenes (total)	10	-0-

Regulated Synthetic Organic Chemicals (SOC's)

Contaminant	MCL, mg/L	Number of PWSs with MCL Exceedances in 1999
Alachlor (Lasso)	0.002	-0-
Atrazine (Atrax)	0.003	1
Benzo(a)pyrene	0.0002	-0-
<i>Carbofuran (Furadan)*</i>	0.04	-0-
<i>Chlordane*</i>	0.002	-0-
2,4-D	0.07	-0-
Dalapon	0.2	-0-
<i>1,2-Dibromo-3-chloropropane*</i>	0.0002	-0-

Regulated Synthetic Organic Chemicals (SOC's), continued

Contaminant	MCL, mg/L	Number of PWSs with MCL Exceedances in 1999
Di(2-ethylhexyl)adipate	0.4	-0-
Di(2-ethylhexyl)phthalate	0.006	-0-
Dinoseb	0.007	-0-
<i>Diquat*</i>	0.02	-0-
<i>Endothall*</i>	0.1	-0-
<i>Endrin*</i>	0.002	-0-
<i>Ethylene dibromide*</i>	0.00005	-0-
<i>Glyphosate (Roundup)*</i>	0.7	-0-
<i>Heptachlor*</i>	0.0004	-0-
<i>Heptachlor epoxide*</i>	0.0002	-0-
<i>Hexachlorobenzene*</i>	0.001	-0-
<i>Hexachlorocyclopentadiene*</i>	0.05	-0-
<i>Lindane*</i>	0.0002	-0-
<i>Methoxychlor*</i>	0.04	-0-
<i>Oxamyl (Vydate)*</i>	0.2	-0-
Pentachlorophenol	0.001	-0-
Picloram (Tordon)	0.5	-0-
<i>Polychlorinated biphenyls (PCB's)*</i>	0.0005	-0-
Simazine	0.004	-0-
<i>2,3,7,8-TCDD (Dioxin)*</i>	0.00000003	-0-
<i>Toxaphene*</i>	0.003	-0-
2,4,5-TP (Silvex)	0.05	-0-

* These compounds were included in the statewide interim monitoring waiver program, and were not required in 1999.

Total Trihalomethanes

Contaminant	MCL, mg/L	Number of PWSs with MCL Exceedances in 1999
Total Trihalomethanes (TTHM's)* (defined as the sum of the concentrations of bromodichloromethane, bromoform, dibromochloromethane, and chloroform, as measured at the point of maximum residence time in the distribution system)	0.10	1

- *Only for systems serving populations > 10,000 and systems found to be vulnerable to TTHM exceedances.

Unregulated Volatile and Synthetic Organic Contaminants

Community water systems and nontransient noncommunity water systems monitor for the following unregulated contaminants at IDNR's discretion, and particularly if the PWS is found to be vulnerable to contamination of one of the following chemicals.

The EPA Health Advisory (HA) for lifetime exposure is defined as the concentration of a chemical in drinking water that is not expected to cause any adverse noncarcinogenic effects over a lifetime of exposure, with a margin of safety. The lifetime HA is used for unregulated contaminants when a MCL is not available. Exceedances of the HA for a contaminant are

calculated in the same manner as the MCL for a similar compound type. If the HA is exceeded for an unregulated or discretionary contaminant, the PWS is required to conduct public notification each quarter in which the exceedance is in effect.

Unregulated VOC and SOC Contaminants

Contaminant	Health Advisory/MCL, mg/L	Number of PWSs with HA/MCL Exceedances in 1999
Acrylamide	0.05% dosed at 1 ppm	-0-
<i>Aldrin</i> *	0.002	-0-
Bromobenzene	**	**
Bromodichloromethane	0.1	-0-
Bromoform	0.1	-0-
Bromomethane	0.01	-0-
Butachlor	**	**
<i>Carbaryl</i> *	0.7	-0-
Chlorodibromomethane	0.1	-0-
Chloroethane	**	**
Chloroform	0.1	-0-
Chloromethane	0.003	-0-
o-Chlorotoluene	0.1	-0-
p-Chlorotoluene	0.1	-0-
Dibromomethane	**	**
Dicamba	0.2	-0-
1,3-Dichlorobenzene (meta)	0.6	-0-
1,1-Dichloroethane	**	**
1,3-Dichloropropane	**	**
2,2-Dichloropropane	**	**
1,1-Dichloropropene	**	**
1,3-Dichloropropene	0.02	-0-
<i>Dieldrin</i> *	0.002	-0-
Epichlorohydrin	0.01% dosed at 20 ppm	-0-
<i>Hydroxycarbofuran</i> *	**	**
<i>Methomyl</i> *	0.2	-0-
Metolachlor (Dual)	0.1	-0-
Metribuzin	0.2	-0-
Propachlor	0.9	-0-
1,1,1,2-Tetrachloroethane	0.07	-0-
1,1,2,2-Tetrachloroethane	**	**
1,2,3-Trichloropropane	0.4	-0-

* These compounds were included in the statewide interim monitoring waiver program, and were not required in 1999.

** No HA has been established

Discretionary Volatile Organic Series

Monitoring for the following compounds is only required at the discretion of the IDNR:

Discretionary VOC Contaminants

Contaminant	Health Advisory, mg/L	Number of PWSs with HA Exceedances in 1999
Bromochloromethane	0.01	-0-
n-Butylbenzene	*	*
sec-Butylbenzene	*	*
tert-Butylbenzene	*	*
Dichlorodifluoromethane	1	-0-
Hexachlorobutadiene	0.001	-0-
Isopropylbenzene	*	*
p-Isopropyltoluene	*	*
Naphthalene	0.02	-0-
n-Propylbenzene	*	*
1,2,3-Trichlorobenzene	*	*
Trichlorofluoromethane	2	-0-
1,2,4-Trimethylbenzene	*	*
1,3,5-Trimethylbenzene	*	*

* no HA has been established

Sources of Contamination: Organic contaminants come from petroleum solvents, paint removers, degreasers, cleaning fluids, pesticides, gasoline, electrical transformers, manufacturing processes, chemical production, and the production of plastics. Agricultural runoff, improper waste disposal, and improper handling and storage techniques contribute to drinking water contamination via percolation of the contaminant through the soil into the groundwater.

Health Effects: If the MCL is exceeded for any of the organic contaminants, the exceedance represents a possible long-term risk to health. Cancer, as well as damage to the heart and liver, the nervous system, or the immune system may occur through long term exposure to these organic contaminants. Drinking water that meets the standard is associated with little risk to health and is considered safe with respect to these contaminants.

Health Advisory Exceedances: For contaminants with an established health advisory level, the IDNR requires quarterly public notice and sampling.

Out of Compliance: Generally, a PWS is out of compliance when the running 12-month average exceeds the MCL.

Returned to Compliance: A PWS is returned to compliance when the running 12-month average is below the MCL. A PWS must have 6 months of levels at or below the MCL and no monitoring violations in order to be returned to compliance. The EPA is promulgating new rules that may change the TTHM MCL; the IDNR currently requires a PWS with a TTHM MCL violation to conduct quarterly public notification and sampling.

Radionuclides---567 IAC 41.8 (455B)

Non-Acute MCL: Compliance with the radionuclide MCL is determined using the average annual concentration of at least four quarterly results, is compared to the maximum allowable concentration of the contaminant in a sample, and is measured in either picocuries per liter (pCi/L) or as a dose in millirems per year (mrem/yr). A composite sample may be used in lieu of having four separate quarterly samples analyzed individually. The composite sample consists of four samples, each of which is collected in a specific quarter during a 12-month period. Those four samples are composited into one sample, which is then analyzed for radionuclide content. If the results of that composite sample exceed the MCL, it is a non-acute MCL violation.

Because EPA is currently promulgating new rules that may change the radionuclide MCLs, the IDNR currently requires a PWS with a radionuclide MCL violation to conduct quarterly public notification and collect a four-quarter composite sample every four years. Because of this sampling schedule, there are PWSs which had unresolved MCL violations in 1999 which initially occurred prior to 1999. The new radionuclide MCL violations in 1999, as well as the continuing unresolved MCL violations in 1999, are shown in the following table. Non-acute levels are found in Iowa.

Radionuclides

Contaminant	MCL	Number of PWS with new MCL Violations in 1999	Number of PWS with continuing unresolved MCL Violations in 1999
Gross Alpha Particle Activity (excluding Radon and Uranium)	15 pCi/L	-0-	13
Combined Radium-226 and Radium 228	5 pCi/L	8	30
Gross Beta Particle and Photon Activity	4 mrem/yr	-0-	-0-

Source of Contamination: Radionuclides (alpha emitters) occur naturally in certain groundwaters in the state, particularly in the deeper aquifers. Beta emitters are usually the result of manmade sources or activities.

Health Effects: If the MCL is exceeded for any of the radionuclide contaminants, it represents a possible long-term risk to health from cancer. Drinking water that meets the standard is associated with little risk to health and is considered safe with respect to these contaminants.

Out of Compliance: A PWS is out of compliance when the annual average exceeds the MCL, assigned either as a once-per-4-year grab sample (single) or as a composite sample requirement.

Returned to Compliance: A PWS is returned to compliance when the previous 12-month average is below the MCL.

Public Notification (MCL)---567 IAC 42 (455B)

The SDWA requires a PWS to notify the state and the water consumers when a MCL has been exceeded.

To comply with the reporting and notification requirements of a violation, the PWS must do three things:

1. Notify the IDNR within 48 hours after the violation occurred;
2. Notify the consumers by the required public notification procedures; and
3. Provide proof of such public notice to the IDNR.

Health Effects: If a public notification requirement is not met, the public health is placed at risk because the public is unaware of the potential health effects of the water being consumed. Children, pregnant women, the elderly, and persons with compromised immune systems are at the greatest risk.

Out of Compliance: A PWS is in violation of the public notification rule when it does not issue public notification specific to its violation and does not provide proof of same to the IDNR.

Returned to Compliance: A PWS is returned to compliance when it publishes the appropriate public notification language within the required amount of time and provides proof of same to the IDNR.

Treatment Technique (TT) Requirements

EPA established treatment techniques in lieu of MCLs to control unacceptable levels of some contaminants. The Lead and Copper Rule and the Surface Water Treatment Rule (SWTR) fall under this definition. If a PWS exceeds the action level of either lead or copper, that exceedance is a treatment technique violation. If a PWS exceeds the turbidity limit, does not meet the residual disinfectant requirements, or does not meet the contact time (CT) ratio, that PWS incurs a treatment technique violation.

Lead and Copper Action Levels---567 IAC 41.4 (455B)

Action Level Exceedance: Lead and Copper are regulated differently than other contaminants because they have an action level (AL) rather than a MCL. Compliance with the action level is based upon the number of samples collected. The lead action level is exceeded if the concentration of lead in more than 10 percent of tap water samples collected during any monitoring period is greater than 0.015 mg/L (i.e., if the "90th percentile" lead level is greater than 0.015 mg/L). The copper action level is exceeded if the concentration of copper in more than 10 percent of tap water samples collected during any monitoring period is greater than 1.3 mg/L (i.e., if the "90th percentile" copper level is greater than 1.3 mg/L). If the action level at the 90th percentile is exceeded for either lead or copper, it represents a long-term risk to health.

Lead and Copper

Contaminant	Action Level, mg/L	Number of PWS with AL Exceedances in 1999	Number of PWS with continuing unresolved AL Exceedances in 1999
Lead	0.015	20	26
Copper	1.3	22	34
Lead and Copper	(see above AL's)	1	3

Source of Contamination: Lead is a common metal found in lead-based paint, household dust, and certain types of pottery, porcelain, and pewter. It can be found in drinking water due to leaching from lead pipes, from lead solder on indoor plumbing, or from brass faucets and fixtures. Copper is often used to plumb residential and commercial structures that are connected to water distribution systems, and leaching of copper from these sources can result in contamination of the drinking water.

Health Effects: Lead builds up in the body over many years and can cause damage to red blood cells and kidneys, as well as damage to the brain, which causes mental retardation. Copper, at high levels, can cause stomach and intestinal distress, liver and kidney damage, and anemia. Drinking water that meets the standard for both lead or copper is associated with little risk to health and is considered safe with respect to these contaminants.

Out of Compliance: A PWS is out of compliance when the action level is exceeded in any one compliance period, assigned either as a 6-month (by calendar), annual, or triennial requirement. Once the action level is exceeded for either lead or copper, the PWS must analyze water quality parameters, complete a corrosion control treatment study, implement steps to control the corrosion in the water, and collect additional samples to demonstrate return to compliance with the action level standard. Public education is also required which advises the water customers of the problem and how they can protect themselves during a lead action level exceedance. The public education requirement remains in effect until the PWS has one full valid sampling round which is less than the lead action level.

Returned to Compliance: Generally, a PWS is returned to compliance when the sample results for two consecutive six-month compliance periods are under the action level for both lead and copper. This process of achieving compliance can take several years to accomplish because of the lengthy corrosion control process.

Lead Action Level Exceedance Public Education Program 567 IAC 42.2 (455B)

The SDWA requires a PWS to notify the IDNR and the population served by the PWS when the action level for lead is exceeded.

1. Mandatory language must be provided to the consumers and general public every twelve months, in the following form:
 - a. Newspaper announcement;
 - b. Pamphlets and brochures to doctors, clinics, schools, daycare facilities, etc.;
 - c. Attachments to customers' water bills;
 - d. A message alerting the public must be printed directly on the water bill; and

- e. A public service announcement must be issued to television and radio for broadcasting.
- 2. At least every six months, a public service announcement must be issued to television and radio for broadcasting.

Health Effects: If a public education requirement is not met, the public health is placed at risk because the public is unaware of the potential health effects of the water being consumed. All children are at risk from long term exposure to lead.

Out of Compliance: A PWS is out of compliance with the public education requirement when it does not issue public education and/or does not provide proof of same to the IDNR.

Returned to Compliance: A PWS is returned to compliance with the public education requirement when it publishes the appropriate public education materials in the required format at the required cycle of time and provides proof of same to the IDNR.

Turbidity Requirements---567 IAC 41.7(1) (455B)

Treatment Technique: The treatment technique requirements for turbidity are applicable to community and noncommunity PWSs using surface water or groundwater under the direct influence of surface water in whole or in part. For PWSs using conventional or direct filtration, the turbidity level of representative samples of a PWS's filtered water must be less than or equal to 0.5 nephelometric turbidity units (NTU) in at least 95% of the measurements taken each month, with no single sample result exceeding 5 NTU's. Violation of the turbidity standard is a treatment technique violation.

Contaminant	TT Criteria *	Number of PWS with TT Violations in 1999
Turbidity	5% of samples > 0.5 NTU	5
	any sample > 5.0 NTU	-0-

* > means "greater than"

Sources of Contamination: Turbidity, or cloudiness, of drinking water is a measure of the minute particles suspended in the water that can interfere with disinfection and testing for bacteria. It can also prevent maintenance of an effective disinfectant residual throughout the distribution system.

Health Effects: Excessive turbidity can allow disease-causing organisms such as viruses and protozoas (*Giardia lamblia* and *Cryptosporidium*) to enter the distribution system by masking their presence.

Out of Compliance: A PWS is out of compliance when the treatment technique levels are exceeded in any one month.

Returned to Compliance: A PWS is returned to compliance when turbidity results are consistently below the TT standards. It may take several months for a PWS to be returned to compliance.

Residual Disinfectant Requirements---567 IAC 41.7(2) (455B)

Treatment Technique: All PWSs using a surface water source or a groundwater source under the direct influence of surface water must provide disinfection to provide inactivation or removal of 99.9% *Giardia lamblia* cysts and 99.99% viruses. The chlorine residual in drinking water is a measure of the amount of available chlorine in the water. It also allows the maintenance of an effective disinfectant agent throughout the PWS’s distribution system.

1. The disinfectant entering the distribution system cannot be lower than 0.3 mg/L free residual chlorine for more than 4 hours.
2. The disinfectant within the distribution system, measured as total chlorine, combined chlorine, or chlorine dioxide, cannot be undetectable in more than 5% of the samples each month for any 2 consecutive months. If a PWS chooses to use heterotrophic plate counts (HPCs), which could be done in lieu of disinfectant monitoring, the HPC count must be less than or equal to 500 colony-forming units per milliliter of sample in order to have acceptable disinfectant residual.

All PWSs using a surface water source or a groundwater source under the direct influence of surface water must determine their contact time (CT) on a daily basis.

1. The CT in drinking water is determined by multiplying the disinfectant concentration by the amount of time that the disinfectant is in contact with the water. Each system must achieve a specific CT depending on water quality parameters, which include the pH and temperature of the water.
2. Insufficient CT can allow disease-causing organisms such as *Giardia lamblia* or viruses to survive and thereby be distributed throughout the system.

Contaminant	TT Criteria*	Number of PWS with TT Violations in 1999
Residual Disinfectant	**	-0-
Contact Time	CT ratio of <1	-0-

* < means “less than”

** See previous section entitled “Residual Disinfectant Requirements - Treatment Techniques” for the criteria.

Health Effects: Insufficient chlorine or disinfectant residual levels can allow disease-causing organisms to survive and thereby be distributed throughout the system.

Out of Compliance: A PWS is out of compliance with the treatment technique standard when the CT ratio or residual disinfectant requirement is insufficient. If a PWS continues to experience treatment technique violations, that PWS could be required to make modifications to the treatment process to achieve compliance.

Returned to Compliance: A PWS is returned to compliance when the CT ratio is sufficient and the residual disinfectant requirements have been met. It may take several months for a PWS to be returned to compliance.

Public Notification (TT)---567 IAC 42 (455B)

The SDWA requires a PWS to notify the state and the water consumers when the following violations occur:

1. A required treatment technique has been violated;
2. A compliance schedule has not been met; or
3. A monitoring violation has occurred.

To comply with the reporting and notification requirements of a violation, the PWS must do three things:

1. Notify the IDNR within 48 hours after the violation occurred;
2. Notify the consumers by the required public notification procedures; and
3. Provide proof of such public notice to the IDNR.

Health Effects: If a public notification requirement is not met, the public health is placed at risk because the public is unaware of the potential health effects of the water being consumed. Children, pregnant women, the elderly, and persons with compromised immune systems are placed at the greatest risk.

Out of Compliance: A PWS is out of compliance rule when it does not issue public notification specific to its violation and/or does not provide proof of same to the IDNR.

Returned to Compliance: A PWS is returned to compliance with the public notification rule when it publishes the appropriate public notification language within the required amount of time and provides proof of same to the IDNR.

Variations and Exemptions

The IDNR, in accordance with the federal regulations, has the authority to issue variations or exceptions for certain exceedances of ALs, MCLs, or TT requirements. However, EPA requirements for Variations and Exemptions make it impractical to use as a tool to bring a PWS back into compliance.

Iowa did not have rules on variations and exemptions for any contaminant during the reporting period of January 1, 1999 through December 31, 1999. Both historically and currently, Iowa does not issue variations and exemptions for violations of MCLs, TTs, ALs, or M/Rs.

Major Monitoring and Reporting (M/R) Requirements

The violation data in this section is only listed for those contaminants that had 1999 violations. Monitoring Violations for this report were based on the following guidelines:

Rule	Violation Type	Description
Total Coliform Rule	M/R, Major Routine	No samples collected during a compliance period
	M/R, Major Repeat	No follow-up samples collected after a positive sample
Surface Water Treatment Rule	M/R, Major (filtered)	Collected less than 10% of samples required during a compliance period
Lead and Copper Rule	M/R Initial Lead and Copper Tap	Failure to collect the initial tap samples followed by a failure to correct that omission within three months for large systems, 6 months for medium systems, and 12 months for small systems, or the failure to submit the associated report.
	M/R Follow-up or Routine Lead and Copper Tap	Failure to collect 1 or more required samples.
Phase I, II, IIB, and V Rules	Regular Monitoring	Failed to collect any required samples
Total Trihalomethanes	Regular Monitoring	Failed to collect any required samples
Radionuclides	Regular Monitoring	Failed to collect any required samples

Coliform Bacteria

Monitoring/Reporting Requirement: All PWSs must collect total coliform samples at sites which are representative of water quality throughout their distribution systems according to a written sampling plan.

1. Community PWSs and noncommunity PWSs serving schools or daycare facilities must base the number of samples on the population served by the PWS. The minimum number of samples collected per month is determined by population groups as listed in 567 IAC 41.2(1)c(1)“3”.
2. Regional PWSs, such as rural water districts, sample at a frequency based on miles of pipe in the distribution system, which is deemed equivalent to population.

3. Transient noncommunity PWSs, such as parks and rest areas, must monitor each calendar quarter at a minimum. If the population served is over 1000 persons, the PWS must monitor at the same frequency as a like-sized community PWS. EPA makes provisions for reducing a monitoring requirement to annual, but in Iowa this is not considered sufficient protection for public health.
4. If a routine sample is total coliform positive, the PWS must collect repeat samples. That PWS must also collect a minimum of five routine samples during the next month the PWS is in operation.

Contaminant	Number of Major M/R Violations in 1999	Number of Individual PWSs with Major M/R Violations in 1999
Coliform Bacteria, Repeat	35	33
Coliform Bacteria, Routine	290	204

Out of Compliance: A PWS is out of compliance when the PWS fails to collect and have analyzed the required number of samples in any one compliance period.

Returned to Compliance: A PWS is returned to compliance when the samples are collected and the results are in the IDNR's database.

Nitrate/Nitrite

Monitoring/Reporting Requirement: All PWSs, including community, noncommunity, and transient noncommunity PWSs, must monitor to determine compliance with the MCL for nitrate and nitrite at the following frequency:

1. All PWSs must monitor for nitrate at least on an annual basis and for nitrite at least once.
2. If a PWS exceeds the MCL for either nitrate or nitrite for a yearly or quarterly sample, it must collect a Confirmation sample to be used to average the two values to determine compliance with the MCL standard.
3. If a PWS exceeds one-half the MCL for either nitrate or nitrite, it must monitor on a quarterly basis.
4. If a PWS exceeds the MCL for either nitrate or nitrite, it must monitor for that contaminant on a monthly basis.

Contaminant	Number of M/R Violations in 1999	Number of Individual PWSs with M/R Violations in 1999
Nitrate, Routine	202	157
Nitrate, Confirmation	11	11
Nitrite, Routine	37	33
Nitrite, Confirmation	3	3

Out of Compliance: A PWS is out of compliance when the PWS fails to collect the required number of samples in any one compliance period.

Returned to Compliance: A PWS is returned to compliance when the samples are collected and the results are in the IDNR's database.

Inorganic Chemicals

Monitoring/Reporting Requirement: Community and nontransient noncommunity PWSs must monitor to determine compliance with the MCL for inorganic contaminants. The IDNR issues a sampling schedule through an operation permit which may vary from quarterly to once every nine years, with the frequency determined by past analytical results.

Contaminant	Number of M/R Violations in 1999	Number of Individual PWSs with M/R Violations in 1999
Arsenic	1	1
Barium	2	1
Fluoride	2	2

Out of Compliance: A PWS is out of compliance when the PWS fails to collect the required number of samples in any one compliance period.

Returned to Compliance: A PWS is returned to compliance when the samples are collected and the results are in the IDNR's electronic database.

Organic Chemicals

Monitoring/Reporting Requirements: Community and nontransient noncommunity PWSs must monitor to determine compliance with the MCL for organic contaminants. The IDNR issues a sampling schedule through an operation permit which may vary from quarterly to once every five years, the schedule being based on past analytical results. Violations for Alachlor represent violations for the entire SOC series.

Contaminant	Number of M/R Violations in 1999	Number of Individual PWSs with M/R Violations in 1999
1,1,1-Trichloroethane	6	4
1,1,2-Trichloroethane	6	4
1,1-dichloroethylene	6	4
1,2,4-trichlorobenzene	6	4
1,2-dichloroethane	6	4
1,2-dichloropropane	6	4
2,4,5-TP (Silvex)	6	4
2,4-D	6	4
Alachlor (Lasso)	6	4
Atrazine	7	5
Benzene	6	4
Benzo(a)pyrene	6	4
Carbon tetrachloride	6	4
Cis-1,2-dichloroethylene	6	4
Dalapon	6	4
Di(2-ethylhexyl)-adipate	6	4
Di(2-ethylhexyl)-phthalate	6	4

Contaminant, continued	Number of M/R Violations in 1999	Number of Individual PWSs with M/R Violations in 1999
Dicamba	1	1
Dichloromethane	6	4
Dinoseb	6	4
Ethylbenzene	6	4
Metolachlor	1	1
Monochlorobenzene	6	4
o-dichlorobenzene	6	4
p-dichlorobenzene	6	4
Pentachlorophenol	6	4
Pichloram	6	4
Simazine	6	4
Styrene	6	4
Tetrachloroethylene	6	4
Toluene	7	5
Trans-1,2-dichloroethylene	6	4
Trichloroethylene	6	4
Vinyl chloride	6	4
Xylenes	7	5

Out of Compliance: A PWS is out of compliance when the PWS fails to collect the required number of samples in any one compliance period.

Returned to Compliance: A PWS is returned to compliance when the sample is collected and the results are in the IDNR's electronic database.

Lead and Copper

Monitoring/Reporting Requirement: All community and nontransient noncommunity PWSs must monitor to determine compliance with the Action Level for lead and copper at sites according to a written sampling plan which targets sites that have specific home plumbing materials with lead and copper. The number of samples collected is based on the population served. Additionally, water quality parameters and source water sampling are collected when the action level for either lead or copper is exceeded. Follow-up monitoring is continued on a routine schedule regardless of analytical results.

Contaminant	Number of M/R Violations in 1999	Number of Individual PWSs with M/R Violations in 1999
Lead and Copper	29	25

Out of Compliance: A PWS is out of compliance when the PWS fails to collect the required number or type of samples in any one compliance period, either six-month, annual, or triennial.

Returned to Compliance: A PWS is returned to compliance when the samples are collected, the results are in the IDNR’s electronic database, and the 90th percentile report has been received by the IDNR.

Turbidity, Residual Disinfectant, and CT Ratio

Monitoring/Reporting Requirements: All PWSs using surface water or groundwater under the direct influence of surface water in whole or in part are required to conduct turbidity monitoring and report the results to the IDNR on a monthly basis. The number of samples is based on the population served, and must be either collected every four hours or be continuously monitored. Residual disinfectant sampling requirements are applicable to community and noncommunity PWSs using surface water or groundwater under the direct influence of surface water in whole or in part. When a coliform bacterial sample is collected, that sample must be analyzed for residual disinfectant immediately. The residual disinfectant must also be measured at a minimum of every four hours at the entry point to the distribution system. Depending upon the size of the system, continuous monitoring may be required. The CT ratio must be calculated and recorded daily, and the lowest ratio in each month must be reported.

Contaminant	Number of M/R Violations in 1999	Number of Individual PWSs with M/R Violations in 1999
Turbidity	-0-	-0-
Residual Disinfectant	-0-	-0-
Contact Time	-0-	-0-

Out of Compliance: A PWS is out of compliance when the PWS fails to collect the required number of samples in any one compliance period.

Returned to Compliance: A PWS is returned to compliance when the samples are collected and the results are reported to the IDNR.

Radionuclides

Monitoring/Reporting Requirement: Community PWSs must monitor to determine compliance with the MCL for radionuclides. The IDNR issues a sampling schedule which may vary from a quarterly sample to a composite sample once every four years, depending on past results.

Contaminant	Number of M/R Violations in 1999	Number of Individual PWSs with M/R Violations in 1999
Gross Alpha	12	11

Out of Compliance: A PWS is out of compliance when the PWS fails to collect the required number of samples in any one compliance period.

Returned to Compliance: A PWS is returned to compliance when the sample is collected and the result is in the IDNR’s database.

M/R Public Notification

Reporting Requirement: All PWSs must issue public notification for failure to monitor; exceeding a MCL or an AL; failure to achieve a TT; or failure to meet a compliance schedule for remediation for a MCL, AL, or TT violation. The IDNR issues a Notice of Violation (NOV) which includes the Public Notification instructions and mandatory language example for the public notification.

Out of Compliance: A PWS is out of compliance when the PWS fails to issue any required public notification.

Returned to Compliance: A PWS is returned to compliance when the PWS issues the required public notification program and documents the completion of the public education program to the IDNR.

Public Education Program for Lead

Reporting Requirement: All community and nontransient noncommunity PWSs must conduct a public education program if they exceed the lead action level. Note that Public Education is not the same as public notification. Public notification is a portion of public education but the reverse is not true. Public education includes several different methods of public notification, all of which are critical to the public education effort.

Returned to Compliance: A PWS is returned to compliance when the PWS initiates or resumes the required public education program and documents the completion of the public education efforts to the IDNR.

Distribution of this Report

The SDWA requires both summary and detailed reports from the states to be accessible to the EPA, the Governor of the State, and the public. The State of Iowa has determined that the following options will be utilized to make this report readily available to the public. The IDNR will:

- Supply the detailed report to the EPA Headquarters in Washington, DC, by the statutory deadline.
- Supply the detailed report to the EPA Regional Headquarters in Kansas City, KS.
- Supply the detailed report to the Office of the Governor of Iowa.
- Publish an official notice of report availability.
- Include notices of availability on the IDNR internet website.
- Make the detailed report available for downloading from the IDNR internet website.
- Supply the detailed report to the public water systems identified in the detailed report.
- Make the detailed and summary report available for individuals and organizations upon request.

Summary Report

The Violations Summary Report, listed in Table A, is strictly a numerical summary of all the violations of each contaminant being monitored for SDWA compliance. Discretionary and unregulated organic compounds, turbidity, CT, and PN violations are not listed in this table, since they do not have MCLs. This report lists the number of violations of contaminants categorized by both MCL and M/R Violations.

Report Legend

Column (from left to right)	Description of Heading
1	The first column identifies the contaminant name
2	The second column identifies the MCL for that contaminant
3	The third column identifies the number of MCL violations for that contaminant
4	The fourth column identifies the number of PWSs with MCL violations for that contaminant
5	The fifth column identifies the number of TT violations
6	The sixth column identifies the number of PWSs with TT violations
7	The seventh column identifies the number of M/R violations for that contaminant
8	The eighth column identifies the number of PWSs with M/R violations for that contaminant

TABLE A: VIOLATIONS SUMMARY REPORT

(NOTE: This is an EPA formatted table.)

State: Iowa

Reporting Interval: January 1, 1999 through December 31, 1999

Organic Contaminants	MCL's		Treatment Techniques		Significant Monitoring/Reporting		
	MCL (mg/L)	Number of Violations	Number of Systems with Violations	Number of Violations	Number of Systems with Violations	Number of Violations	Number of Systems with Violations
1,1,1-Trichloroethane	0.2	-0-	-0-			6	4
1,1,2-Trichloroethane	0.005	-0-	-0-			6	4
1,1-Dichloroethylene	0.007	-0-	-0-			6	4
1,2,4-Trichlorobenzene	0.07	-0-	-0-			6	4
1,2-Dibromo-3-chloropropane (DBCP)	0.0002	-0-	-0-			-0-	-0-
1,2-Dichloroethane	0.005	-0-	-0-			6	4
1,2-Dichloropropane	0.005	-0-	-0-			6	4
2,3,7,8-TCDD (Dioxin)	0.00000008	-0-	-0-			-0-	-0-
2,4,5-TP (Silvex)	0.05	-0-	-0-			6	4
2,4-D	0.07	-0-	-0-			6	4
Acrylamide		NA	NA			-0-	-0-
Alachlor	0.002	-0-	-0-			6	4
Atrazine	0.003	1	1			7	5
Benzene	0.005	0	0			6	4
Benzo[a]pyrene	0.0002	-0-	-0-			6	4
Carbofuran	0.04	-0-	-0-			-0-	-0-
Carbon tetrachloride	0.005	-0-	-0-			6	4

Organic Contaminants	MCL's		Treatment Techniques		Significant Monitoring/Reporting		
	MCL (mg/L)	Number of Violations	Number of Systems with Violations	Number of Violations	Number of Systems with Violations	Number of Violations	Number of Systems with Violations
Chlordane	0.002	-0-	-0-			-0-	-0-
cis-1,2-Dichloroethylene	0.07	-0-	-0-			6	4
Dalapon	0.2	-0-	-0-			6	4
Di(2-ethylhexyl)adipate	0.4	-0-	-0-			6	4
Di(2-ethylhexyl)phthalate (Total Phthalates)	0.006	0	0			6	4
Dicamba (Banvel)	Unregulated	NA	NA			1	1
Dichloromethane	0.005	-0-	-0-			6	4
Dinoseb	0.007	-0-	-0-			6	4
Diquat	0.02	-0-	-0-			-0-	-0-
Endothall	0.1	-0-	-0-			-0-	-0-
Endrin	0.002	-0-	-0-			-0-	-0-
Epichlorohydrin		NA	NA			-0-	-0-
Ethylbenzene	0.7	-0-	-0-			6	4
Ethylene dibromide	0.00005	-0-	-0-			-0-	-0-
Glyphosate	0.7	-0-	-0-			-0-	-0-
Heptachlor	0.0004	-0-	-0-			-0-	-0-
Heptachlor epoxide	0.0002	-0-	-0-			-0-	-0-
Hexachlorobenzene	0.001	-0-	-0-			-0-	-0-
Hexachlorocyclopentadiene	0.05	-0-	-0-			-0-	-0-
Lindane	0.0002	-0-	-0-			-0-	-0-
Methoxychlor	0.04	-0-	-0-			-0-	-0-

Organic Contaminants	MCL's			Treatment Techniques		Significant Monitoring/Reporting	
	MCL (mg/L)	Number of Violations	Number of Systems With Violations	Number of Violations	Number of Systems With Violations	Number of Violations	Number of Systems With Violations
Metolachlor	Not regulated	-0-	-0-			1	1
Monochlorobenzene	0.1	-0-	-0-			6	4
o-Dichlorobenzene	0.6	-0-	-0-			6	4
Oxamyl (Vydate)	0.2	-0-	-0-			-0-	-0-
p-Dichlorobenzene	0.075	-0-	-0-			6	4
Pentachlorophenol	0.001	-0-	-0-			6	4
Picloram	0.5	-0-	-0-			6	4
Simazine	0.004	-0-	-0-			6	4
Styrene	0.1	-0-	-0-			6	4
Tetrachloroethylene	0.005	-0-	-0-			6	4
Toluene	1	-0-	-0-			7	5
Total polychlorinated biphenyls	0.0005	-0-	-0-			-0-	-0-
Toxaphene	0.003	-0-	-0-			-0-	-0-
trans-1,2-Dichloroethylene	0.1	-0-	-0-			6	4
Trichloroethylene	0.005	-0-	-0-			6	4
Vinyl chloride	0.002	-0-	-0-			6	4
Xylenes (total)	10	-0-	-0-			7	5
Total trihalomethanes	0.10	4	1			-0-	-0-

Inorganic Contaminants	MCL's		Treatment Techniques		Significant Monitoring/Reporting		
	MCL (mg/L)	Number of Violations	Number of Systems With Violations	Number of Violations	Number of Systems With Violations	Number of Violations	Number of Systems With Violations
Antimony	0.006	-0-	-0-			-0-	-0-
Arsenic	0.05	-0-	-0-			1	1
Asbestos	7 million fibers/L 10 µm long	-0-	-0-			-0-	-0-
Barium	2	-0-	-0-			2	1
Beryllium	0.004	-0-	-0-			-0-	-0-
Cadmium	0.005	-0-	-0-			-0-	-0-
Chromium	0.1	-0-	-0-			-0-	-0-
Cyanide (as free cyanide) *	0.2	-0-	-0-			-0-	-0-
Fluoride	4.0	7	3			2	2
Mercury	0.002	-0-	-0-			-0-	-0-
Nitrate	10 (as Nitrogen)	148	41			213	177
Nitrite	1 (as Nitrogen)	1	1			40	36
Selenium	0.05	-0-	-0-			-0-	-0-
Thallium	0.002	-0-	-0-			-0-	-0-
Total nitrate and nitrite	10 (as Nitrogen)	*	*			*	*

* No monitoring was required in 1999 for this parameter.

Radionuclide Contaminant	MCL's *		Treatment Techniques		Significant Monitoring/Reporting		
	MCL	Number of Violations	Number of Systems With Violations	Number of Violations	Number of Systems With Violations	Number of Violations	Number of Systems With Violations
Radionuclide MCL's							
Gross alpha	15 pCi/L	-0-	-0-			12	11
Radium-226 and radium-228	5 pCi/L	8	8			-0-	-0-
Gross beta	4 mrem/year	-0-	-0-			-0-	-0-
Subtotal		8	8			12	11

* These are the new violations incurred in 1999, and do not include the continuing unresolved violations from previous years.

TCR Contaminant	MCL		Treatment Techniques		Significant Monitoring/Reporting		
	MCL (mg/L)	Number of Violations	Number of Systems With Violations	Number of Violations	Number of Systems With Violations	Number of Violations	Number of Systems With Violations
Total Coliform Rule							
Acute MCL violation	Presence	22	21				
Non-acute MCL violation	Presence	181	123				
Major routine and follow up monitoring						325	236
Sanitary survey						State initiates Sanitary survey	State initiates Sanitary survey
Subtotal		203	144			325	236
						325	236

SWTR Contaminants	MCL's		Treatment Techniques		Significant Monitoring/Reporting		
	MCL (mg/L)	Number of Violations	Number of Systems With Violations	Number of Violations	Number of Systems With Violations	Number of Violations	Number of Systems With Violations
Surface Water Treatment Rule *							
Filtered systems *							
Monitoring, routine/repeat						-0-	-0-
Treatment techniques				7	5		
Unfiltered systems *							
Monitoring, routine/repeat							
Failure to filter							
Subtotal				7	5	-0-	-0-

* All surface water PWS's in Iowa have filtration.

Contaminant	Action Level Exceedance *		Treatment Techniques *		Significant Monitoring/Reporting		
	Action Level	Number of Violations	Number of Systems With Violations	Number of Violations	Number of Systems With Violations	Number of Violations	Number of Systems With Violations
Lead and Copper Rule	Lead: 0.015 mg/L Copper: 1.3 mg/L	Lead: 23 Copper: 27 Both: 2	Lead: 20 Copper: 22 Both: 1	Lead: 23 Copper: 27 Both: 2	Lead: 20 Copper: 22 Both: 1	-0-	-0-
Initial lead and copper tap M/R						-0-	-0-
Follow-up or routine lead and copper tap M/R						29	25
Treatment installation						-0-	-0-
Public education						-0-	-0-
Subtotal		Lead: 23 Copper: 27 Both: 2	Lead: 20 Copper: 22 Both: 1	Lead: 23 Copper: 27 Both: 2	Lead: 20 Copper: 22 Both: 1		

* These are the new violations incurred in 1999, and do not include the continuing unresolved violations in 1999 from previous years.

Statistical Summary

The MCL and M/R violation data are summarized in various charts in this section. All of the statistics originate from SDWIS/STATE (see The Public Drinking Water Program: An Overview, last paragraph), which is a federally developed database into which Iowa stores data. The SDWIS/STATE database is the Database of Record.

Maximum Contaminant Level Violations

Maximum contaminant level (MCL) violations are listed in Table B. For this reporting period there were a total of **372** MCL violations incurred by **199** PWSs. A PWS can have MCL violations for more than one contaminant.

Pie Chart 7 illustrates the proportion of MCL violations by contaminant. (In Pie chart 7, AL, TT, and PN violations are not included.)

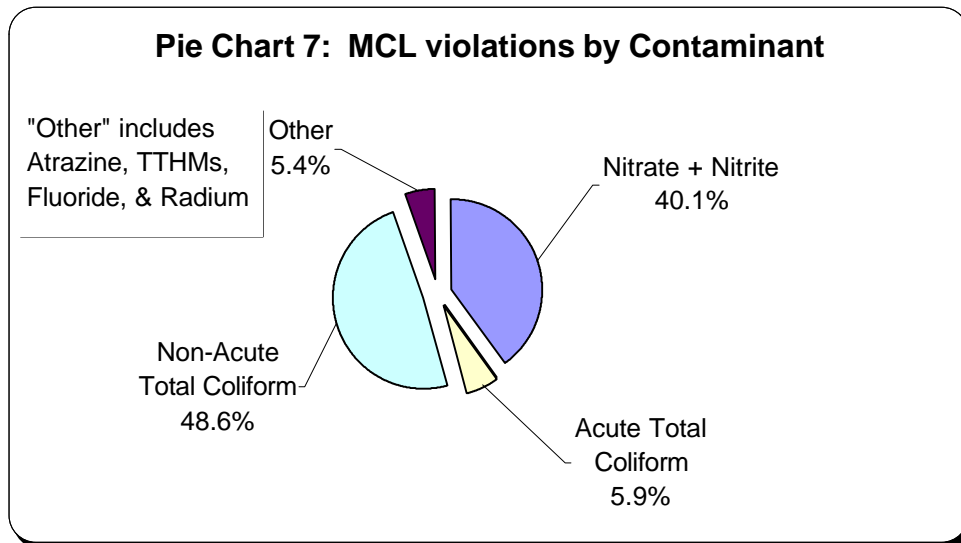


Figure 2: MCL Violations by Contaminant – the numbers

Contaminant	Number of Violations	Number of PWSs with Violations*	% Violations (# Viols divided by Total # Viols)
Atrazine	1	1	0.3
Nitrite (as N)	1	1	0.3
Total Trihalomethanes (TTHMs)	4	1	1.1
Fluoride	7	3	1.9
Radium, Combined 226+228	8	8	2.1
Nitrate (as N)	148	41	39.8
Acute Coliform Bacteria MCL	22	21	5.9
Non-Acute Coliform Bacteria MCL	181	123	48.6
Total	372	199	100.0

*Some PWSs had MCL violations for more than one contaminant.

The number and types of the most current enforcement actions for each of the 372 MCL violations in 1999 are listed in as follows:

Figure 3: Enforcement Actions for 1999 MCL Violations

Type of Enforcement Actions	Number of Enforcement Actions
Technical Assistance Visit (by field office)	2
Site Visit	10
Boil Water Order	18
Administrative Order without Penalty	29
Administrative Order with Penalty	46
Bilateral Compliance Agreement Signed	128
Public Notification Received	168
Compliance Achieved	197
Notice of Violation	367

The total number of samples collected compared to the number of 1999 MCL violations by contaminant are shown as follows:

Figure 4: MCL Violations and Total Number of Samples Collected for each Contaminant

Contaminant	Number of MCL Violations	Total Number of Samples Collected	% of MCL Violations divided by Total Samples per Analyte
Atrazine	1	205	0.49
Nitrite (as N)	1	473	0.21
Total Trihalomethanes (TTHMs)	4	443	0.90
Fluoride	7	532	1.32
Radium, Combined 226+228	8	479	1.67
Nitrate (as N)	148	3793	3.95
Total Coliform	203	50,119	0.41
Totals	372	56,044	0.67

Explanation of Figure 4: Of the 473 nitrite samples collected, only 1 exceeded the MCL of 1.0 mg/L (as N), which translates to a 0.21% violation of the total number of nitrite samples collected in 1999. Likewise, of the total of 56,044 monitoring samples collected in 1999, only 372 samples exceeded their MCL standard, which translates to only 0.67% of total samples collected violating any MCL standards.

Action Level Exceedances for Lead and Copper in 1999 are listed in Pie Chart 8.

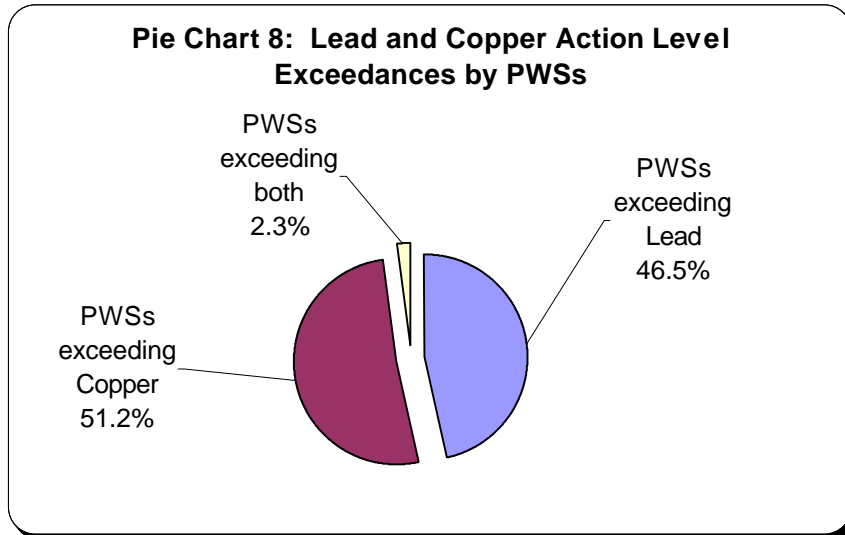


Figure 5: Lead and Copper Action Level Exceedances

Contaminant	# of AL Exceedances in 1999	# of PWS with AL exceedances in 1999	# of Continuing Unresolved AL Exceedances	# of PWSs with Continuing Unresolved Exceedances
Lead AL over 0.015 mg/L	23	20	29	26
Copper AL over 1.3 mg/L	27	22	39	34
Both Copper & Lead	2	1	4	3
Total	52	43	72	63

All Treatment technique violations of the Surface Water Treatment Rule (SWTR) are listed as follows:

Figure 6: 1999 SWTR Treatment Technique Violations

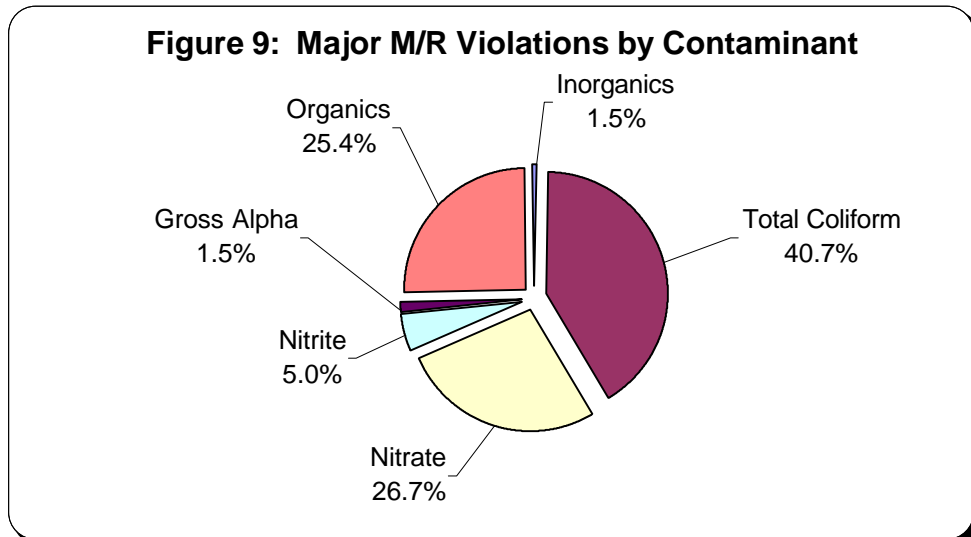
Type of Treatment Technique	Number of Violations	Number of PWSs with Exceedances
Low Residual Disinfectant	-0-	-0-
CT Ratio below 1.0	-0-	-0-
Turbidity (average)	7	5
Turbidity(sample > 5.0 NTU)	-0-	-0-
Total	7	5

Major Monitoring and Reporting Violations

Monitoring and Reporting (M/R) Violations that are major (as determined by the EPA Administrator in consultation with the state) are itemized in Table D.

For this reporting period there were **798** M/Rs incurred by **591** PWSs which met the criteria for being a major monitoring violation. A PWS can have M/R violations for more than one contaminant.

Pie Chart 9 illustrates the proportion of major monitoring and reporting violation by contaminant. (In Pie chart 9, AL, TT, and PN violations are not included.)



The M/R violations for each specific contaminant, including Inorganic and Organic violations is as follows.

Figure 7: 1999 M/R Violations by Contaminant – the numbers

Contaminant	Number of Violations	Number of PWSs with Violations	% Violations (# Violations/Total)
1,1,1-Trichloroethane	6	4	0.75
1,1,2-Trichloroethane	6	4	0.75
1,1-dichloroethylene	6	4	0.75
1,2,4-trichlorobenzene	6	4	0.75
1,2-dichloroethane	6	4	0.75
1,2-dichloropropane	6	4	0.75
2,4,5-TP (Silvex)	6	4	0.75
2,4-D	6	4	0.75

Figure 7, continued

Contaminant, <i>continued</i>	Number of Violations	Number of PWSs with Violations	% Violations (# Violations/Total)
Alachlor (Lasso)	6	4	0.75
Arsenic	1	1	0.13
Atrazine	7	5	0.88
Barium	2	1	0.26
Benzene	6	4	0.75
Benzo(a)pyrene	6	4	0.75
Carbon tetrachloride	6	4	0.75
Cis-1,2-dichloroethylene	6	4	0.75
Dalapon	6	4	0.75
Di(2-ethylhexyl)-adipate	6	4	0.75
Di(2-ethylhexyl)-phthalate	6	4	0.75
Dicamba	1	1	0.13
Dichloromethane	6	4	0.75
Dinoseb	6	4	0.75
Ethylbenzene	6	4	0.75
Fluoride	2	2	0.25
Gross alpha, excluding Ra & U	12	11	1.51
Metolachlor	1	1	0.13
Monochlorobenzene	6	4	0.75
Nitrate (as N)	213	167	26.70
Nitrite (as N)	40	36	5.02
o-dichlorobenzene	6	4	0.75
p-dichlorobenzene	6	4	0.75
Pentachlorophenol	6	4	0.75
Pichloram	6	4	0.75
Simazine	6	4	0.75
Styrene	6	4	0.75
Tetrachloroethylene	6	4	0.75
Toluene	7	5	0.88
Total Coliform Bacteria	325	236	40.73
Trans-1,2-dichloroethylene	6	4	0.75
Trichloroethylene	6	4	0.75
Vinyl chloride	6	4	0.75
Xylenes	7	5	0.88
Total	798	591*	100

* A PWS can have M/R violations for more than one contaminant.

The most recent enforcement action for each of the 798 M/R violations in 1999 are shown as follows.

Figure 8: Enforcement Action for 1999 M/R Violations

Types of Enforcement Actions	Number of Enforcement Actions
Administrative Order with Penalty	46
Administrative Order without Penalty	3
Bilateral Compliance Agreement Signed	7
Compliance Achieved	757
Notice of Violation issued	829
Public Notice Received	346
Unresolved	1

* A PWS can have M/R violations for more than one contaminant.

The types of the various M/R violations are listed as follows.

Figure 9: Number and Types of M/R Violations

Violation Type	Number of Violations
Confirmation / Check Major Monitoring Violation	14
Repeat (coliform) MAJOR Monitoring Violation	35
Routine (coliform) MAJOR Monitoring Violation	290
Regular Monitoring Violation (all other non-coliform contaminants)	459
Total	798

The violations for failure to monitor and for failure to report the 90th percentiles for the Lead and Copper program in 1999 are listed in as follows

Figure 10: Lead and Copper M/R Violations

Violation Type	Number of Violations	Number of PWS with Violations
Lead & Copper 90th Percentile Reporting Violation	5	5
Lead & Copper Monitoring Violation	24	20
Total	29	25

Full Report

The Full Report is a detailed listing of all the MCL, M/R, Lead & Copper Rule, and TT violations of each regulated SDWA contaminant, along with the name of the PWS which incurred that violation. Violations can be resolved in a number of ways, as discussed below. The individual reports are listed in Tables B through Table G.

1999 MCL Violations Report

The 1999 MCL Violations report, shown in Table B, lists all of the MCL violations within the 1999 reporting period. The MCL report does not include any data from the Radium rule. These are listed in Table C.

Report Legend for Table B

PWSID	Public Water System Identification number, a unique and dedicated number permanently assigned to each PWS
PWS NAME	Business name of the Public Water System
POPULATION	Population which could use the water, reported to IDNR by the PWS. For municipal systems, it is the population reported in the most recent official census
COUNTY	County location of PWS
ANALYTE NAME	An analyte which is monitored under the SDWA
VIOLATION NAME	Type of violation
VIOL. NUMBER	A unique and dedicated identification number assigned to each violation as it occurs. (IDNR use only)
DETERMINATION DATE	Date of the determination of the violation
ENFORCEMENT ACTION	Most recent action taken by the PWS and/or the IDNR in response to the violation
DATE OF ACTION	Date the follow-up action or enforcement action occurred

General Description of MCL Violations and Enforcement Actions

A MCL violation can occur for any regulated contaminant where EPA has determined a MCL. The monitoring frequency is dependent upon both the type of contaminant and the levels previously found in a particular PWS for that contaminant. The most frequent possible occurrence of a MCL violation is once a month. Once a MCL violation has occurred, a supply must have six consecutive months without a MCL or M/R violation for that contaminant before it is considered to be returned to compliance. The violation is then coded Compliance Achieved in the database.

For multiple repeat MCL violations of a contaminant, the IDNR may issue a revised operation permit with conditions that require the PWS to remediate the MCL violation by correcting operation deficiencies, adding treatment, blending water sources, or obtaining an alternative source of drinking water. Alternative sources may include construction of a new well or connection to another PWS. The violation is coded as a BCA (Bilateral Compliance Agreement) Issued.

For coliform bacteria, if two or more violations occur in a 12-month period, the IDNR may issue a revised operation permit with conditions that require that PWS to remediate the MCL problem. When the conditions warrant, the IDNR may issue an AO to install chlorination immediately. Once the violation is resolved, it is coded Compliance Achieved in the database.

If three nitrate/nitrite MCL violations occur in a 12-month period, the IDNR issues a revised operation permit with conditions that require that PWS to remediate the MCL problem. The violation is coded as BCA Issued, and once the violation is resolved, it is coded as Compliance Achieved in the database.

When a PWS continues to violate the MCL for a particular contaminant or is unwilling or unable to remediate the MCL, the IDNR issues an Administrative Order (AO), which is the next step in legally enforcing the BCA. The violation is coded as AO w/ Penalty (Administrative Order with monetary Penalty) or AO w/o Penalty (Administrative Order without monetary Penalty). AOs are generally issued without a monetary penalty, but may be issued with a penalty under certain circumstances. AOs issued to a PWS due to MCL violations are usually accompanied by a BCA, which outlines the compulsory schedule for remediation. Those PWSs that fail to comply with the requirements of the AO can be referred to the Attorney General's office for further enforcement action and increased penalty.

For those PWSs listed in this report that show Compliance Achieved, BCA Issued, AO With Penalty (AO w/ Penalty), AO Without Penalty (AO w/o Penalty), Referred to Attorney General (AG), or Formal Notice of Violation Issued (NOV), under the TYPE OF FOLLOW-UP ACTION, appropriate enforcement actions have been taken by the state.

The other follow-up actions listed indicate the most recent action taken by the PWS. Those PWSs listed in this report that show Notice of Violation under the ENFORCEMENT ACTION, have not been returned to compliance as of the date of this report. All of these PWSs are currently being tracked by the IDNR. When the criteria for Compliance Achieved are met, the violation is appropriately coded. Failure to achieve compliance may result in the issuance of a BCA with a schedule for remediation and/or an AO with penalty.

The Radium Continuing MCL Violations (pre-1999) report, shown in Table C, lists the PWSs with these unresolved violations.

Report Legend for Table C

PWSID	Public Water System Identification number, a unique and dedicated number permanently assigned to each PWS
PWS NAME	Business name of the Public Water System
POPULATION	Population which could use the water, reported to IDNR by the PWS. For municipal systems, it is the population reported in the most recent official census
COUNTY	County location of PWS
BEGINNING DATE OF COMPOSITE SAMPLE	Date of the first of four consecutive quarter samples which comprise the composite sample
COMPLIANCE STATUS	Compliance status - all of the violations listed are currently unresolved, and continue to be an MCL violation

1999 M/R Violations Report

The 1999 M/R Violations report, listed in Table D, specifies the Monitoring and Reporting (M/R) violations that meet the criteria of a Major violation. The M/R data does not include any data from the Lead & Copper Rule.

Report Legend for Table D

PWSID	Public Water System Identification number, a unique and dedicated number permanently assigned to each PWS
PWS NAME	Business name of the Public Water System
POPULATION	Population which could use the water, reported to IDNR by the PWS. For municipal systems, it is the population reported in the most recent official census
COUNTY	County location of PWS
ANALYTE NAME	An analyte which is monitored under the SDWA
VIOLATION NAME	Type of violation
VIOLATION NUMBER	A unique and dedicated identification number assigned to each violation as it occurs (IDNR use only)
COMPLIANCE BEGIN DATE	Date or time period the violation occurred, which has already been converted to reflect the beginning of the monitoring period when the sample was due
ENFORCEMENT ACTION	Most recent action taken by the PWS and/or the IDNR in response to the violation
DATE OF ACTION	Date the follow-up action or enforcement action occurred

General Description of M/R Violations and Enforcement Actions

The monitoring requirements for the contaminant types vary, depending upon the specific contaminant type as well as the historic levels of each specific contaminant found in the water supply. The most frequent monitoring requirement is for a monthly sample, and the least frequent monitoring requirement is for one sample every nine years.

The criteria for referral for legal action is dependent upon the number of M/R violations assigned to the PWS for a given contaminant.

Monthly monitoring requirements:

The criteria for an Administrative Order with Penalty (AO/P) for M/R violations is four or more monthly M/R violations in a 12-month period. If the PWS meets this criteria, the IDNR will issue an AO/P for failure to collect the required monthly compliance samples.

Quarterly monitoring requirements:

The criteria for an Administrative Order (AO) for M/R violations is two or more quarterly M/R violations in a 12-month period. If the PWS meets this criteria, the IDNR will issue an AOP for failure to collect the required quarterly compliance samples.

Six-month or less frequent monitoring requirements:

If a M/R violation occurs for a contaminant on a six-month, annual, once per three years, once per four years, once per five years, or once per nine years sampling frequency, a NOV and a BCA is issued by the IDNR with a stipulated schedule for sample collection, which is usually one additional calendar quarter. If the PWS does not meet this deadline, the IDNR will immediately issue an AO/P for failure to collect the required compliance sample.

1999 Treatment Techniques Violations Report

The 1999 Treatment Techniques Violations report, listed in Table E, specifies the Treatment Technique Violations for Iowa PWSs in 1999. These violations include both the Lead and Copper Rule and the Surface Water Treatment Rule.

Report Legend for Table E

PWSID	Public Water System Identification number, a unique and dedicated number permanently assigned to each PWS
PWS NAME	Business name of the Public Water System
POPULATION	Population which could use the water, reported to IDNR by the PWS. For municipal systems, it is the population reported in the most recent official census
COUNTY	County location of PWS
RULE	Rule violated
VIOLATION TYPE	Type of violation
COMPLIANCE BEGIN DATE	Beginning of the compliance period in which the sample(s) was collected
ENFORCEMENT ACTION	Most recent enforcement action taken by the PWS and/or the IDNR in response to the violation; or next required action by the PWS
DATE OF ACTION	Date the most recent follow-up or enforcement action occurred

The Lead and Copper program requires remediation of the action level exceedances which may take several years to implement. Until the PWS has two acceptable sampling rounds after exceeding an action level, it is considered to be out of compliance. Those PWSs which still have an unresolved action level exceedance in 1999 are listed in Table F: Lead and Copper Continuing AL Violations (pre 1999)

Report Legend for Table F

PWSID	Public Water System Identification number, a unique and dedicated number permanently assigned to each PWS
PWS NAME	Business name of the Public Water System
POPULATION	Population which could use the water, reported to IDNR by the PWS. For municipal systems, it is the population reported in the most recent official census
COUNTY	County location of PWS
RULE	Contaminant which exceeded the action level, to be either lead or copper or both.
ENFORCEMENT ACTION	Action: Next action required of the PWS for both corrosion control program and sample collection
DUE DATE	Date when the action must be completed

1999 Treatment Techniques M/R Violations Report

The 1999 Treatment Techniques M/R Violations report, listed in Table G, specifies the PWSs who incurred monitoring/reporting violations in 1999. These violations are all for the Lead and Copper Rule.

Report Legend for Table G

PWSID	Public Water System Identification number, a unique and dedicated number permanently assigned to each PWS
PWS NAME	Business name of the Public Water System
POPULATION	Population which could use the water, reported to IDNR by the PWS. For municipal systems, it is the population reported in the most recent official census
COUNTY	County location of PWS
RULE	Lead and Copper Rule, no SWTR M/R violations in 1999
VIOLATION NAME	Type of Violation
VIOLATION NUMBER	A unique and dedicated identification number assigned to each violation as it occurs (IDNR use only)
COMPLIANCE BEGIN DATE	Beginning of the compliance period in which the sample(s) was collected
ENFORCEMENT ACTION	Most recent enforcement action taken by the PWS or IDNR, or current status of the violation
DATE OF ACTION	Date of the most recent action

TABLE B - 1999 MCL Violations

ANALYTE NAME	VIOLATION NAME	VIOLATION NUMBER	DETERMINATION DATE	ENFORCEMENT ACTION	DATE OF ACTION
IA9774002 AG PROCESSING INCORPORATED		Population: 75		County: WOODBURY	
Coliform, Total (TCR)	MCL (TCR), Monthly	2000-00008	10/4/99	Compliance Achieved	5/10/00
Coliform, Total (TCR)	MCL (TCR), Acute	2000-00013	10/7/99	Compliance Achieved	5/10/00
IA0375180 AGRI PROCESSORS, INC.		Population: 175		County: ALLAMAKEE	
Coliform, Total (TCR)	MCL (TCR), Acute	1999-00390	1/19/99	Compliance Achieved	7/6/99
IA3151201 AIRLINE INN		Population: 53		County: DUBUQUE	
Coliform, Total (TCR)	MCL (TCR), Monthly	2000-00437	10/26/99	Compliance Achieved	4/28/00
IA5303038 AMBER WATER SUPPLY		Population: 60		County: JONES	
Coliform, Total (TCR)	MCL (TCR), Monthly	1999-00772	2/15/99	Compliance Achieved	9/20/99
IA5285205 AMERICAN LEGION		Population: 25		County: JOHNSON	
Coliform, Total (TCR)	MCL (TCR), Monthly	1999-03414	4/15/99	Compliance Achieved	2/7/00
IA0709637 ANTIQUE ACRES		Population: 28		County: BLACK HAWK	
Nitrate (as N)	MCL, Single	1999-00400	2/1/99	Compliance Achieved	12/20/99
Nitrate (as N)	MCL, Single	1999-00797	2/16/99	Compliance Achieved	12/20/99
Nitrate (as N)	MCL, Single	1999-00925	3/19/99	Compliance Achieved	12/20/99
Nitrate (as N)	MCL, Single	1999-03356	4/27/99	Compliance Achieved	12/20/99
Nitrate (as N)	MCL, Single	1999-03401	4/27/99	Compliance Achieved	12/20/99
Nitrate (as N)	MCL, Single	1999-03811	5/21/99	Compliance Achieved	12/20/99
Nitrate (as N)	MCL, Single	1999-04034	6/18/99	Compliance Achieved	12/20/99
Nitrate (as N)	MCL, Single	1999-04155	7/23/99	Compliance Achieved	12/20/99
Nitrate (as N)	MCL, Single	1999-04626	8/24/99	Compliance Achieved	12/20/99
Nitrate (as N)	MCL, Single	1999-05825	9/23/99	Compliance Achieved	12/20/99
Nitrate (as N)	MCL, Single	2000-00425	10/22/99	Compliance Achieved	12/20/99
Nitrate (as N)	MCL, Single	2000-00647	11/19/99	Compliance Achieved	12/20/99
Nitrate (as N)	MCL, Single	2000-00802	12/20/99	Compliance Achieved	12/20/99
IA2402063 ARION WATER SUPPLY		Population: 148		County: CRAWFORD	
Coliform, Total (TCR)	MCL (TCR), Monthly	1999-05833	9/30/99	Compliance Achieved	4/25/00
Coliform, Total (TCR)	MCL (TCR), Monthly	2000-00043	10/18/99	Compliance Achieved	4/25/00
IA4703068 ARTHUR MUNICIPAL WATER SUPPLY		Population: 272		County: IDA	
Nitrate (as N)	MCL, Single	1999-00690	2/1/99	Compliance Achieved	11/23/99
Nitrate (as N)	MCL, Single	1999-00838	2/26/99	Compliance Achieved	11/23/99
Nitrate (as N)	MCL, Single	1999-00911	3/17/99	Compliance Achieved	11/23/99
Nitrate (as N)	MCL, Single	1999-03042	4/22/99	Compliance Achieved	11/23/99
Nitrate (as N)	MCL, Single	1999-03847	5/28/99	Compliance Achieved	11/23/99
Nitrate (as N)	MCL, Single	1999-04047	6/24/99	Compliance Achieved	11/23/99
Nitrate (as N)	MCL, Single	1999-04149	7/23/99	Compliance Achieved	11/23/99
Nitrate (as N)	MCL, Single	1999-05124	9/1/99	Compliance Achieved	11/23/99
Coliform, Total (TCR)	MCL (TCR), Monthly	1999-05125	9/1/99	Compliance Achieved	11/23/99
Coliform, Total (TCR)	MCL (TCR), Acute	1999-05178	9/3/99	Compliance Achieved	11/23/99
IA2821906 BACKBONE STATE PARK		Population: 25		County: DELAWARE	
Coliform, Total (TCR)	MCL (TCR), Monthly	1999-03885	6/11/99	Compliance Achieved	12/10/99
IA2821903 BACKBONE STATE PARK - CABINS		Population: 40		County: DELAWARE	
Coliform, Total (TCR)	MCL (TCR), Monthly	1999-00382	1/11/99	Compliance Achieved	8/12/99
Coliform, Total (TCR)	MCL (TCR), Monthly	1999-00829	2/23/99	Compliance Achieved	8/12/99

ANALYTE NAME	VIOLATION NAME	VIOLATION NUMBER	DETERMINATION DATE	ENFORCEMENT ACTION	DATE OF ACTION
IA3183592 BALLTOWN SHERRILL CATHOLIC SCH -BALLTO		Population: 26	County: DUBUQUE		
Coliform, Total (TCR)	MCL (TCR), Monthly	1999-03428	5/18/99	Compliance Achieved	1/10/00
Coliform, Total (TCR)	MCL (TCR), Acute	1999-03872	6/8/99	Compliance Achieved	1/10/00
Coliform, Total (TCR)	MCL (TCR), Acute	1999-04532	7/28/99	Compliance Achieved	1/10/00
Coliform, Total (TCR)	MCL (TCR), Monthly	1999-04578	8/10/99	Compliance Achieved	1/10/00
IA3183596 BALLTOWN-SHERRILL CATHOLIC SCHOOL		Population: 75	County: DUBUQUE		
Coliform, Total (TCR)	MCL (TCR), Monthly	2000-00699	12/13/99	Compliance Achieved	5/9/00
IA9100765 BART'S FULL SERVICE STATION		Population: 106	County: WARREN		
Coliform, Total (TCR)	MCL (TCR), Monthly	1999-03434	5/19/99	Compliance Achieved	8/9/99
Coliform, Total (TCR)	MCL (TCR), Acute	1999-03845	5/27/99	Compliance Achieved	8/9/99
IA8709096 BEDFORD WATER WORKS		Population: 1528	County: TAYLOR		
Total Trihalomethanes (TTHM)	MCL, Average	1999-03439	4/28/99	BCA issued	10/15/99
Total Trihalomethanes (TTHM)	MCL, Average	1999-03883	6/11/99	BCA issued	10/15/99
Total Trihalomethanes (TTHM)	MCL, Average	1999-05196	9/13/99	BCA issued	10/15/99
Total Trihalomethanes (TTHM)	MCL, Average	2000-00791	12/16/99	BCA issued	10/15/99
IA3342890 BIG ROCK COUNTRY CLUB		Population: 52	County: FAYETTE		
Nitrate (as N)	MCL, Single	1999-03009	3/31/99	Compliance Achieved	11/10/99
IA7717032 BONDURANT MUNI WATER SUPPLY		Population: 1863	County: POLK		
Coliform, Total (TCR)	MCL (TCR), Monthly	2000-00649	11/19/99	NOV issued	11/19/99
IA4070201 BOONDOCKS TRUCK HAVEN CAFE		Population: 945	County: HAMILTON		
Coliform, Total (TCR)	MCL (TCR), Monthly	1999-05619	9/21/99	AO w/ Penalty	6/2/00
Coliform, Total (TCR)	MCL (TCR), Monthly	2000-00038	10/15/99	AO w/ Penalty	6/2/00
IA1222044 BRISTOW MUNI WATER SUPPLY		Population: 200	County: BUTLER		
Coliform, Total (TCR)	MCL (TCR), Monthly	1999-04160	7/26/99	Compliance Achieved	3/13/00
IA5765201 BROGAN'S PUB & GRUB		Population: 63	County: LINN		
Coliform, Total (TCR)	MCL (TCR), Monthly	1999-03429	5/18/99	AO w/ Penalty	7/20/99
Coliform, Total (TCR)	MCL (TCR), Monthly	1999-03888	6/14/99	AO w/ Penalty	7/20/99
Coliform, Total (TCR)	MCL (TCR), Monthly	1999-04139	7/20/99	AO w/ Penalty	7/20/99
Coliform, Total (TCR)	MCL (TCR), Monthly	1999-04627	8/25/99	AO w/ Penalty	7/20/99
Coliform, Total (TCR)	MCL (TCR), Monthly	2000-00037	10/15/99	AO w/ Penalty	7/20/99
Coliform, Total (TCR)	MCL (TCR), Acute	2000-00444	10/28/99	AO w/ Penalty	7/20/99
IA9709046 BRONSON WATER SUPPLY		Population: 209	County: WOODBURY		
Coliform, Total (TCR)	MCL (TCR), Monthly	1999-04053	6/25/99	Compliance Achieved	12/20/99
IA7909707 BROOKLYN 80		Population: 320	County: POWESHIEK		
Coliform, Total (TCR)	MCL (TCR), Monthly	1999-05214	9/15/99	Compliance Achieved	12/31/99
Coliform, Total (TCR)	MCL (TCR), Acute	2000-00011	10/4/99	Compliance Achieved	12/31/99
IA2413001 BUCK GROVE		Population: 55	County: CRAWFORD		
Nitrate (as N)	MCL, Single	2000-00023	10/11/99	BCA issued	12/13/99
Nitrate (as N)	MCL, Single	2000-00462	11/15/99	BCA issued	12/13/99
Nitrate (as N)	MCL, Single	2000-00695	12/10/99	BCA issued	12/13/99
IA3554505 CAL GRADE AND HIGH SCHOOL		Population: 325	County: FRANKLIN		
Coliform, Total (TCR)	MCL (TCR), Monthly	1999-04043	6/21/99	AO w/ Penalty	2/12/00
Coliform, Total (TCR)	MCL (TCR), Monthly	2000-00433	10/25/99	AO w/ Penalty	2/12/00
Coliform, Total (TCR)	MCL (TCR), Monthly	2000-00807	12/20/99	AO w/ Penalty	2/12/00
IA9615064 CALMAR WATER SUPPLY		Population: 1026	County: WINNESHIEK		
Coliform, Total (TCR)	MCL (TCR), Monthly	1999-05176	9/2/99	Compliance Achieved	2/2/00
Coliform, Total (TCR)	MCL (TCR), Monthly	1999-05821	9/23/99	Compliance Achieved	2/2/00

ANALYTE NAME	VIOLATION NAME	VIOLATION NUMBER	DETERMINATION DATE	ENFORCEMENT ACTION	DATE OF ACTION
IA0990402 CAMP INGAWANIS-RANGER WELL		Population: 150		County: BREMER	
Coliform, Total (TCR)	MCL (TCR), Monthly	1999-04533	7/28/99	NOV issued	7/28/99
IA4236402 CAMP QUAKER HEIGHTS		Population: 25		County: HARDIN	
Coliform, Total (TCR)	MCL (TCR), Monthly	1999-03352	4/26/99	NOV issued	5/11/99
IA5903011 CHARITON MUNICIPAL WATER WORKS		Population: 4616		County: LUCAS	
Atrazine	MCL, Average	1999-04628	8/25/99	NOV issued	8/26/99
IA5784312 CHESTNUT RIDGE		Population: 50		County: LINN	
Coliform, Total (TCR)	MCL (TCR), Monthly	1999-04570	8/10/99	Compliance Achieved	2/15/00
IA3709001 CHURDAN WATER SUPPLY		Population: 423		County: GREENE	
Coliform, Total (TCR)	MCL (TCR), Monthly	2000-00017	10/8/99	NOV issued	11/15/99
IA7720051 CLIVE WATER DEPARTMENT		Population: 9073		County: POLK	
Coliform, Total (TCR)	MCL (TCR), Monthly	1999-05229	9/20/99	NOV issued	9/20/99
IA5200825 CORALVILLE LAKE MANOR		Population: 170		County: JOHNSON	
Coliform, Total (TCR)	MCL (TCR), Monthly	1999-03395	5/4/99	AO w/o Penalty	8/10/99
Coliform, Total (TCR)	MCL (TCR), Monthly	1999-03868	6/8/99	AO w/o Penalty	8/10/99
Coliform, Total (TCR)	MCL (TCR), Monthly	1999-04549	8/3/99	AO w/o Penalty	8/10/99
IA7073301 COUNTRY HEIGHTS		Population: 91		County: MUSCATINE	
Coliform, Total (TCR)	MCL (TCR), Monthly	2000-00792	12/16/99	NOV issued	12/27/99
IA0800601 COUNTRY TERRACE MOBILE HOME COURT		Population: 160		County: STORY	
Coliform, Total (TCR)	MCL (TCR), Monthly	1999-00622	1/25/99	Compliance Achieved	7/12/99
IA5784314 CRESTWOOD ACRES		Population: 142		County: LINN	
Coliform, Total (TCR)	MCL (TCR), Monthly	1999-04035	6/21/99	Compliance Achieved	4/4/00
Coliform, Total (TCR)	MCL (TCR), Acute	1999-04062	6/29/99	Compliance Achieved	4/4/00
IA5200618 DAKOTA MHP		Population: 172		County: JOHNSON	
Coliform, Total (TCR)	MCL (TCR), Monthly	2000-00659	11/30/99	NOV issued	11/30/99
IA9729099 DANBURY WATER SUPPLY		Population: 430		County: WOODBURY	
Nitrate (as N)	MCL, Single	1999-04030	6/17/99	Compliance Achieved	12/6/99
IA9433349 DEERWOOD ESTATES UTILITIES		Population: 137		County: WEBSTER	
Coliform, Total (TCR)	MCL (TCR), Monthly	2000-00689	12/9/99	NOV issued	12/13/99
IA2817456 DELHI LAKEVIEW ESTATES,INC #1		Population: 30		County: DELAWARE	
Nitrate (as N)	MCL, Single	2000-00878	1/3/00	NOV issued	1/3/00
IA0915030 DENVER WATER SUPPLY		Population: 1700		County: BREMER	
Coliform, Total (TCR)	MCL (TCR), Monthly	1999-04038	6/21/99	Compliance Achieved	12/21/99
Coliform, Total (TCR)	MCL (TCR), Acute	1999-04058	6/28/99	Compliance Achieved	12/21/99
IA0709205 DOERFER ENGINEERING COMPANY		Population: 80		County: BLACK HAWK	
Nitrate (as N)	MCL, Single	1999-00688	1/29/99	Compliance Achieved	1/29/99
Nitrate (as N)	MCL, Single	1999-04065	6/30/99	Compliance Achieved	12/22/99
IA8227045 DONAHUE MUNI WATER SYSTEM		Population: 316		County: SCOTT	
Coliform, Total (TCR)	MCL (TCR), Monthly	2000-00009	10/4/99	Compliance Achieved	3/28/00
IA7838728 DOT-4 (I-680 RA 024N LOVELAND)		Population: 255		County: POTTAWATTAMIE	
Coliform, Total (TCR)	MCL (TCR), Monthly	1999-04618	8/23/99	Compliance Achieved	11/12/99
IA7869716 DOT-4 (I80RA 029W & 30E UNDERWOOD)		Population: 1190		County: POTTAWATTAMIE	
Coliform, Total (TCR)	MCL (TCR), Monthly	1999-04099	7/12/99	Compliance Achieved	5/4/00
Coliform, Total (TCR)	MCL (TCR), Monthly	1999-04619	8/23/99	Compliance Achieved	5/4/00
Coliform, Total (TCR)	MCL (TCR), Monthly	1999-05193	9/10/99	Compliance Achieved	5/4/00
IA2427049 DOW CITY WATER WORKS		Population: 775		County: CRAWFORD	
Nitrate (as N)	MCL, Average	2000-00447	10/29/99	Compliance Achieved	4/3/00

ANALYTE NAME	VIOLATION NAME	VIOLATION NUMBER	DETERMINATION DATE	ENFORCEMENT ACTION	DATE OF ACTION
IA2825099 EARLVILLE MUNI WATER SUPPLY		Population: 822		County: DELAWARE	
Nitrate (as N)	MCL, Single	1999-00915	3/18/99	Compliance Achieved	12/27/99
Nitrate (as N)	MCL, Single	1999-00916	3/18/99	Compliance Achieved	12/27/99
Nitrate (as N)	MCL, Single	1999-00961	3/29/99	Compliance Achieved	12/27/99
Nitrate (as N)	MCL, Single	1999-03080	4/16/99	Compliance Achieved	12/27/99
Nitrate (as N)	MCL, Single	1999-03812	5/21/99	Compliance Achieved	12/27/99
Nitrate (as N)	MCL, Single	1999-04036	6/21/99	Compliance Achieved	12/27/99
Nitrate (as N)	MCL, Single	1999-04534	7/28/99	Compliance Achieved	12/27/99
Nitrate (as N)	MCL, Single	1999-04637	8/27/99	Compliance Achieved	12/27/99
Nitrate (as N)	MCL, Single	1999-05230	9/20/99	Compliance Achieved	12/27/99
Nitrate (as N)	MCL, Single	1999-05824	9/23/99	Compliance Achieved	12/27/99
Nitrate (as N)	MCL, Single	2000-00039	10/18/99	Compliance Achieved	12/27/99
Nitrate (as N)	MCL, Single	2000-00644	11/18/99	Compliance Achieved	12/27/99
Nitrate (as N)	MCL, Single	2000-00790	12/15/99	Compliance Achieved	12/27/99
IA2115029 EVERLY WATER SUPPLY		Population: 706		County: CLAY	
Nitrate (as N)	MCL, Single	1999-00385	1/13/99	Compliance Achieved	10/25/99
Nitrate (as N)	MCL, Single	1999-00733	2/10/99	Compliance Achieved	10/25/99
Nitrate (as N)	MCL, Single	2000-00047	4/10/99	Compliance Achieved	10/25/99
IA5748302 FAIRWAY DRIVE WELL ASSOCIATION INC.		Population: 25		County: LINN	
Coliform, Total (TCR)	MCL (TCR), Monthly	1999-04558	8/5/99	Compliance Achieved	4/5/00
Coliform, Total (TCR)	MCL (TCR), Acute	1999-04586	8/17/99	Compliance Achieved	4/5/00
IA5225386 FAR HORIZONS SUBDIVISION		Population: 80		County: JOHNSON	
Coliform, Total (TCR)	MCL (TCR), Monthly	1999-04156	7/23/99	Compliance Achieved	2/24/00
IA8930038 FARMINGTON WATER SUPPLY		Population: 655		County: VAN BUREN	
Nitrate (as N)	MCL, Single	1999-00646	1/28/99	Compliance Achieved	2/1/00
Nitrate (as N)	MCL, Single	1999-00748	2/10/99	Compliance Achieved	2/1/00
Nitrate (as N)	MCL, Single	1999-00955	3/26/99	Compliance Achieved	2/1/00
Nitrate (as N)	MCL, Single	1999-03364	4/29/99	Compliance Achieved	2/1/00
Coliform, Total (TCR)	MCL (TCR), Monthly	1999-05201	9/14/99	Compliance Achieved	5/8/00
Nitrate (as N)	MCL, Single	2000-00020	10/8/99	Compliance Achieved	12/27/99
Nitrate (as N)	MCL, Single	2000-00455	11/8/99	Compliance Achieved	2/1/00
Nitrate (as N)	MCL, Single	2000-00797	12/17/99	Compliance Achieved	12/27/99
IA5307101 FOOD WASTE SOLUTIONS		Population: 120		County: JONES	
Nitrate (as N)	MCL, Single	1999-03398	5/6/99	BCA issued	9/9/99
Nitrate (as N)	MCL, Single	1999-03864	6/4/99	BCA issued	9/9/99
Nitrate (as N)	MCL, Single	1999-04536	7/29/99	BCA issued	9/9/99
Nitrate (as N)	MCL, Single	1999-05832	9/30/99	BCA issued	9/9/99
Nitrate (as N)	MCL, Single	2000-00445	10/29/99	BCA issued	9/9/99
IA1415101 GARST SEED COMPANY		Population: 25		County: CARROLL	
Coliform, Total (TCR)	MCL (TCR), Monthly	1999-03391	5/3/99	Compliance Achieved	11/17/99
IA9113101 GENERAL MILLS OPERATIONS, INC		Population: 84		County: POLK	
Coliform, Total (TCR)	MCL (TCR), Monthly	1999-05177	9/3/99	Compliance Achieved	1/4/00

ANALYTE NAME	VIOLATION NAME	VIOLATION NUMBER	DETERMINATION DATE	ENFORCEMENT ACTION	DATE OF ACTION
IA6028081 GEORGE WATER SUPPLY		Population: 1066		County: LYON	
Nitrate (as N)	MCL, Single	1999-00394	1/21/99	BCA issued	3/6/96
Nitrate (as N)	MCL, Single	1999-00912	3/17/99	BCA issued	3/6/96
Nitrate (as N)	MCL, Single	1999-03854	6/1/99	NOV issued	6/1/99
Nitrate (as N)	MCL, Single	1999-03876	6/10/99	NOV issued	6/10/99
Nitrate (as N)	MCL, Single	1999-04106	7/14/99	NOV issued	7/14/99
Nitrate (as N)	MCL, Single	2000-00640	11/17/99	NOV issued	11/17/99
IA6436087 GILMAN WATER SUPPLY		Population: 586		County: MARSHALL	
Coliform, Total (TCR)	MCL (TCR), Monthly	1999-03430	5/18/99	Compliance Achieved	11/9/99
IA1211821 GRANDMA'S SNACK SHOP		Population: 46		County: BUTLER	
Coliform, Total (TCR)	MCL (TCR), Monthly	1999-03019	4/7/99	AO w/o Penalty	4/22/99
Coliform, Total (TCR)	MCL (TCR), Acute	1999-03345	4/20/99	AO w/o Penalty	4/22/99
IA5842721 GRANDVIEW COUNTRY CAFE		Population: 210		County: LOUISA	
Coliform, Total (TCR)	MCL (TCR), Monthly	1999-03363	4/29/99	AO w/o Penalty	6/14/99
Coliform, Total (TCR)	MCL (TCR), Acute	1999-03407	5/10/99	AO w/o Penalty	6/14/99
IA7736801 GRIMES UNITED METHODIST CHURCH		Population: 207		County: POLK	
Fluoride	MCL, Single	1999-03010	4/1/99	BCA issued	4/21/00
Fluoride	MCL, Average	2000-01540	3/6/00	BCA issued	4/21/00
Fluoride	MCL, Average	2000-01541	3/6/00	BCA issued	4/21/00
IA2242204 GUTTENBERG GOLF & COUNTRY CLUB		Population: 129		County: CLAYTON	
Nitrate (as N)	MCL, Average	2000-00021	10/8/99	BCA issued	4/10/00
IA3549026 HANSELL WATER DEPARTMENT		Population: 83		County: FRANKLIN	
Nitrate (as N)	MCL, Average	1999-03880	6/10/99	Compliance Achieved	1/5/00
Nitrate (as N)	MCL, Single	1999-04082	7/8/99	Compliance Achieved	1/5/00
IA2839203 HART RIDGE GOLF COURSE		Population: 167		County: DELAWARE	
Nitrate (as N)	MCL, Single	1999-00954	3/26/99	BCA issued	2/22/99
Nitrate (as N)	MCL, Single	1999-03361	4/28/99	BCA issued	2/22/99
IA2817860 HARTWICK POINT WELL		Population: 120		County: DELAWARE	
Nitrate (as N)	MCL, Single	1999-04556	8/5/99	NOV issued	8/5/99
Nitrate (as N)	MCL, Single	2000-00439	10/27/99	NOV issued	10/27/99
IA8434040 HAWARDEN WATER SUPPLY		Population: 2439		County: SIoux	
Coliform, Total (TCR)	MCL (TCR), Monthly	1999-03420	5/13/99	Compliance Achieved	11/1/99
IA1900901 HERITAGE RESIDENCE		Population: 50		County: CHICKASAW	
Coliform, Total (TCR)	MCL (TCR), Monthly	2000-00693	12/10/99	NOV issued	12/27/99
IA5221519 HILLS SCHOOL-IC COMM SCHOOLS		Population: 285		County: JOHNSON	
Coliform, Total (TCR)	MCL (TCR), Monthly	1999-00388	1/11/99	NOV issued	1/11/99
Coliform, Total (TCR)	MCL (TCR), Monthly	1999-00861	3/1/99	NOV issued	3/1/99
IA0603301 HILLTOP HOMEOWNERS WELL ASSOC. INC.		Population: 29		County: LINN	
Coliform, Total (TCR)	MCL (TCR), Monthly	1999-04640	8/27/99	Compliance Achieved	2/8/00
IA7048308 HILLTOP SOUTH HOA		Population: 55		County: MUSCATINE	
Coliform, Total (TCR)	MCL (TCR), Monthly	1999-04090	7/12/99	Compliance Achieved	4/16/00
Coliform, Total (TCR)	MCL (TCR), Monthly	1999-04644	8/30/99	Compliance Achieved	4/16/00
Coliform, Total (TCR)	MCL (TCR), Monthly	2000-00010	10/4/99	Compliance Achieved	4/16/00
IA5200623 HOLIDAY MOBILE HOMES INC.		Population: 30		County: JOHNSON	
Coliform, Total (TCR)	MCL (TCR), Monthly	1999-00392	1/19/99	Compliance Achieved	7/7/99

ANALYTE NAME	VIOLATION NAME	VIOLATION NUMBER	DETERMINATION DATE	ENFORCEMENT ACTION	DATE OF ACTION
IA4641884 HUMBOLDT COUNTRY CLUB		Population: 82	County: HUMBOLDT		
Coliform, Total (TCR)	MCL (TCR), Monthly	1999-04119	7/16/99	NOV issued	7/23/99
Coliform, Total (TCR)	MCL (TCR), Monthly	1999-04594	8/17/99	NOV issued	8/13/99
Coliform, Total (TCR)	MCL (TCR), Monthly	1999-05828	9/24/99	NOV issued	9/24/99
IA4884810 IMMANUEL LUTHERAN CHURCH		Population: 25	County: IOWA		
Coliform, Total (TCR)	MCL (TCR), Monthly	1999-00769	2/15/99	Compliance Achieved	8/10/99
IA5225673 IOWA CITY REGENCY MHP		Population: 700	County: JOHNSON		
Radium, Combined (226, 228)	MCL, Single	2000-01461	1/28/00	NOV issued	1/28/00
IA4840959 IOWA CO PK-IOWA CONSERVATION		Population: 52	County: IOWA		
Coliform, Total (TCR)	MCL (TCR), Monthly	1999-03392	5/4/99	Compliance Achieved	10/12/99
IA8503528 ISU		Population: 28178	County: STORY		
Coliform, Total (TCR)	MCL (TCR), Monthly	1999-04136	7/20/99	Compliance Achieved	2/29/00
IA5786890 JEWEL'S FOOD & SPIRITS		Population: 29	County: LINN		
Nitrate (as N)	MCL, Single	1999-04025	6/17/99	Compliance Achieved	1/11/00
Nitrate (as N)	MCL, Single	1999-04084	7/9/99	Compliance Achieved	1/11/00
IA5718201 JIM ARENSON CHEVROLET		Population: 75	County: LINN		
Coliform, Total (TCR)	MCL (TCR), Monthly	1999-00727	2/9/99	Compliance Achieved	1/27/00
Coliform, Total (TCR)	MCL (TCR), Monthly	1999-00817	2/17/99	Compliance Achieved	1/27/00
Coliform, Total (TCR)	MCL (TCR), Monthly	1999-00913	3/18/99	Compliance Achieved	1/27/00
Coliform, Total (TCR)	MCL (TCR), Monthly	1999-00970	4/12/99	Compliance Achieved	1/27/00
Coliform, Total (TCR)	MCL (TCR), Monthly	1999-03061	4/13/99	Compliance Achieved	1/27/00
Coliform, Total (TCR)	MCL (TCR), Monthly	1999-03400	5/7/99	Compliance Achieved	1/27/00
Coliform, Total (TCR)	MCL (TCR), Monthly	1999-04048	6/24/99	Compliance Achieved	1/27/00
IA0790104 JOHN DEERE CO SUPERVISOR CLUB		Population: 103	County: BLACK HAWK		
Coliform, Total (TCR)	MCL (TCR), Monthly	1999-00696	2/3/99	Compliance Achieved	7/12/99
Coliform, Total (TCR)	MCL (TCR), Monthly	1999-00862	3/1/99	Compliance Achieved	7/12/99
Coliform, Total (TCR)	MCL (TCR), Monthly	1999-00906	3/11/99	Compliance Achieved	7/12/99
Coliform, Total (TCR)	MCL (TCR), Monthly	1999-03351	4/26/99	Compliance Achieved	7/12/99
Coliform, Total (TCR)	MCL (TCR), Monthly	1999-03873	6/8/99	Compliance Achieved	7/12/99
IA4979796 KALMES STORE		Population: 30	County: JACKSON		
Coliform, Total (TCR)	MCL (TCR), Monthly	1999-04597	8/18/99	Compliance Achieved	2/7/00
Coliform, Total (TCR)	MCL (TCR), Acute	1999-04624	8/24/99	Compliance Achieved	2/7/00
IA5200802 KESSLER'S HOMEOWNERS ASSN.		Population: 65	County: JOHNSON		
Radium, Combined (226, 228)	MCL, Single	2000-00690	12/9/99	NOV issued	12/9/99
IA2223871 KINGDOM HALL		Population: 50	County: CLAYTON		
Coliform, Total (TCR)	MCL (TCR), Monthly	2000-00045	10/19/99	Compliance Achieved	1/4/00
Coliform, Total (TCR)	MCL (TCR), Monthly	2000-00650	11/22/99	Compliance Achieved	1/4/00
IA1970771 KLUNDER KAFE		Population: 106	County: CHICKASAW		
Coliform, Total (TCR)	MCL (TCR), Monthly	1999-04539	7/30/99	Compliance Achieved	2/14/00
IA4848601 KRAUS'S SERENE WOODED ACRES		Population: 51	County: IOWA		
Coliform, Total (TCR)	MCL (TCR), Monthly	1999-03346	4/23/99	Compliance Achieved	1/13/00
IA1957201 L T TAP		Population: 25	County: CHICKASAW		
Nitrate (as N)	MCL, Average	1999-04057	6/25/99	AO w/ Penalty	3/30/00
Coliform, Total (TCR)	MCL (TCR), Monthly	2000-00460	11/12/99	AO w/ Penalty	3/30/00
Coliform, Total (TCR)	MCL (TCR), Monthly	2000-00687	12/8/99	AO w/ Penalty	3/30/00
IA8127048 LAKE VIEW WATER SUPPLY		Population: 1303	County: SAC		
Nitrate (as N)	MCL, Single	1999-04031	6/17/99	Compliance Achieved	12/14/99

ANALYTE NAME	VIOLATION NAME	VIOLATION NUMBER	DETERMINATION DATE	ENFORCEMENT ACTION	DATE OF ACTION
IA3300769 LAKEVIEW GOLF COURSE, INC.		Population: 41	County: FAYETTE		
Nitrate (as N)	MCL, Single	1999-04542	8/2/99	NOV issued	8/2/99
IA0300600 LANSING VALLEY MOBILE HOME PK		Population: 46	County: ALLAMAKEE		
Coliform, Total (TCR)	MCL (TCR), Monthly	1999-05117	8/31/99	AO w/o Penalty	12/16/99
Coliform, Total (TCR)	MCL (TCR), Monthly	2000-00046	10/19/99	AO w/ Penalty	12/16/99
Coliform, Total (TCR)	MCL (TCR), Monthly	2000-00459	11/12/99	AO w/ Penalty	12/16/99
IA0717353 LENMAR SDIV & WOODLAND ESTATES MHP		Population: 120	County: BLACK HAWK		
Coliform, Total (TCR)	MCL (TCR), Monthly	1999-04146	7/23/99	Compliance Achieved	1/18/00
IA2307201 LINK'S		Population: 25	County: CLINTON		
Nitrate (as N)	MCL, Single	1999-00962	3/29/99	Compliance Achieved	1/25/00
Nitrate (as N)	MCL, Single	1999-04118	7/16/99	Compliance Achieved	1/25/00
IA7727988 LIVING HISTORY FARMS-1900 FARM		Population: 204	County: POLK		
Coliform, Total (TCR)	MCL (TCR), Monthly	1999-03819	5/24/99	Compliance Achieved	3/21/00
Coliform, Total (TCR)	MCL (TCR), Monthly	1999-03822	5/26/99	Compliance Achieved	3/21/00
Coliform, Total (TCR)	MCL (TCR), Monthly	1999-05121	9/1/99	Compliance Achieved	3/31/00
IA4337571 LOGAN HEAD START CENTER		Population: 53	County: HARRISON		
Coliform, Total (TCR)	MCL (TCR), Monthly	1999-00860	3/1/99	Compliance Achieved	7/20/99
IA3900300 LONG BRANCH MAINTENANCE CORP.		Population: 350	County: GUTHRIE		
Fluoride	MCL, Average	1999-03065	4/14/99	NOV issued	4/14/99
Fluoride	MCL, Average	2000-00891	1/13/00	NOV issued	1/13/00
Fluoride	MCL, Average	2000-00892	1/13/00	NOV issued	1/13/00
Fluoride	MCL, Average	2000-00893	1/13/00	NOV issued	1/13/00
IA7841014 MACEDONIA WATER SUPPLY		Population: 262	County: POTTAWATTAMIE		
Coliform, Total (TCR)	MCL (TCR), Monthly	1999-00773	2/15/99	Compliance Achieved	8/3/99
IA2258201 MAGGIE'S DINER		Population: 41	County: CLAYTON		
Nitrate (as N)	MCL, Single	2000-00696	12/13/99	BCA issued	5/3/00
IA2839202 MANCHESTER LIVESTOCK AUCTION/COUNTRY		Population: 123	County: DELAWARE		
Nitrate (as N)	MCL, Single	1999-03813	5/21/99	BCA issued	1/14/99
IA0975895 MAPLE HILLS COUNTRY CLUB		Population: 55	County: BREMER		
Coliform, Total (TCR)	MCL (TCR), Monthly	1999-04587	8/17/99	NOV issued	8/23/99
Coliform, Total (TCR)	MCL (TCR), Monthly	2000-00005	10/4/99	NOV issued	10/4/99
IA6642773 MITCHELL TOWN PUMP		Population: 102	County: MITCHELL		
Coliform, Total (TCR)	MCL (TCR), Monthly	1999-03853	6/1/99	Compliance Achieved	1/12/00
Coliform, Total (TCR)	MCL (TCR), Monthly	1999-04061	6/28/99	Compliance Achieved	1/12/00
Nitrate (as N)	MCL, Single	1999-04531	7/28/99	Compliance Achieved	1/12/00
IA9461007 MOORLAND WATER SUPPLY		Population: 209	County: WEBSTER		
Radium, Combined (226, 228)	MCL, Single	2000-00883	1/5/00	NOV issued	1/4/00
IA5715207 NANCY'S COUNTRY INN		Population: 25	County: LINN		
Coliform, Total (TCR)	MCL (TCR), Monthly	1999-03362	4/28/99	Compliance Achieved	6/23/99
IA1967873 NASHUA TOWN AND COUNTRY CLUB		Population: 223	County: CHICKASAW		
Coliform, Total (TCR)	MCL (TCR), Monthly	1999-03432	5/18/99	Compliance Achieved	12/25/99
IA1031201 NEOWA FS, INC.		Population: 41	County: BUCHANAN		
Nitrate (as N)	MCL, Single	1999-03879	6/10/99	Compliance Achieved	11/1/99
IA1528809 NISHNA VALLEY RECREATION CLUB		Population: 43	County: CASS		
Coliform, Total (TCR)	MCL (TCR), Monthly	1999-03077	4/16/99	NOV issued	4/26/99
Coliform, Total (TCR)	MCL (TCR), Monthly	1999-04128	7/19/99	NOV issued	7/30/99
IA4910202 NITTA HO VALLEY		Population: 25	County: JACKSON		
Coliform, Total (TCR)	MCL (TCR), Monthly	1999-03347	4/23/99	Compliance Achieved	10/12/99

ANALYTE NAME	VIOLATION NAME	VIOLATION NUMBER	DETERMINATION DATE	ENFORCEMENT ACTION	DATE OF ACTION
IA9630780 NOB HILL SUPPER CLUB		Population: 65	County: WINNESHIEK		
Nitrate (as N)	MCL, Single	1999-04029	6/17/99	BCA issued	9/10/99
Nitrate (as N)	MCL, Single	1999-04109	7/15/99	BCA issued	9/10/99
Nitrate (as N)	MCL, Single	1999-05188	9/9/99	BCA issued	9/10/99
IA4070205 NORSEMAN INN BEST WESTERN		Population: 31	County: HAMILTON		
Coliform, Total (TCR)	MCL (TCR), Monthly	1999-03353	4/26/99	Compliance Achieved	10/19/99
IA5252072 NORTH LIBERTY WATER SUPPLY		Population: 4000	County: JOHNSON		
Coliform, Total (TCR)	MCL (TCR), Acute	1999-00387	1/14/99	Compliance Achieved	7/7/99
IA1716820 OAK HILLS PAR 30 GOLF COURSE		Population: 60	County: CERRO GORDO		
Coliform, Total (TCR)	MCL (TCR), Monthly	1999-04159	7/26/99	NOV issued	8/30/99
IA3870200 OAK LEAF COUNTRY CLUB		Population: 40	County: GRUNDY		
Coliform, Total (TCR)	MCL (TCR), Monthly	1999-00963	3/29/99	Compliance Achieved	7/20/99
Coliform, Total (TCR)	MCL (TCR), Monthly	1999-03015	3/22/99	Compliance Achieved	10/18/99
IA3353492 OELWEIN CITY PARK		Population: 102	County: FAYETTE		
Coliform, Total (TCR)	MCL (TCR), Monthly	1999-04642	8/30/99	Compliance Achieved	6/1/00
Coliform, Total (TCR)	MCL (TCR), Monthly	1999-05830	9/27/99	Compliance Achieved	6/1/00
Coliform, Total (TCR)	MCL (TCR), Monthly	2000-00048	10/20/99	Compliance Achieved	6/1/00
IA6663001 OSAGE MUNICIPAL WATER SUPPLY		Population: 3439	County: MITCHELL		
Coliform, Total (TCR)	MCL (TCR), Monthly	1999-04609	8/19/99	NOV issued	8/23/99
IA9758023 OTO WATER SUPPLY		Population: 139	County: WOODBURY		
Coliform, Total (TCR)	MCL (TCR), Monthly	2000-00456	11/8/99	Compliance Achieved	5/1/00
IA4884702 OX YOKE INNTERSTATE		Population: 444	County: IOWA		
Coliform, Total (TCR)	MCL (TCR), Monthly	2000-00453	11/4/99	NOV issued	11/4/99
Coliform, Total (TCR)	MCL (TCR), Monthly	2000-00809	12/23/99	NOV issued	12/23/99
IA1716422 P.M. PARK TRUSTEES-EAST		Population: 25	County: CERRO GORDO		
Coliform, Total (TCR)	MCL (TCR), Monthly	1999-03809	5/20/99	Compliance Achieved	10/26/99
IA1253201 PADDLE INN		Population: 36	County: BUTLER		
Coliform, Total (TCR)	MCL (TCR), Monthly	1999-03424	5/13/99	Compliance Achieved	10/20/99
IA5751945 PALISADES KEPLER ST PARK-RANGER RES. & P		Population: 308	County: LINN		
Coliform, Total (TCR)	MCL (TCR), Monthly	1999-05223	9/17/99	NOV issued	4/23/99
Coliform, Total (TCR)	MCL (TCR), Monthly	2000-00016	10/7/99	NOV issued	10/7/99
IA5765001 PALO COMMUNITY CENTER		Population: 38	County: LINN		
Nitrate (as N)	MCL, Single	1999-04611	8/20/99	BCA issued	9/17/99
Nitrate (as N)	MCL, Single	2000-00449	11/1/99	BCA issued	9/17/99
Nitrate (as N)	MCL, Single	2000-00800	12/20/99	BCA issued	9/17/99
IA5765203 PALO MINIMART		Population: 25	County: LINN		
Nitrate (as N)	MCL, Single	1999-00389	1/15/99	AO w/ Penalty	3/27/98
Nitrate (as N)	MCL, Single	1999-00819	2/18/99	AO w/ Penalty	3/27/98
Nitrate (as N)	MCL, Single	1999-00950	3/24/99	AO w/ Penalty	3/27/98
Nitrate (as N)	MCL, Single	1999-03340	4/19/99	AO w/ Penalty	3/27/98
Nitrate (as N)	MCL, Single	1999-03422	5/13/99	AO w/ Penalty	3/27/98
Nitrate (as N)	MCL, Single	1999-04026	6/17/99	AO w/ Penalty	3/27/98
Nitrate (as N)	MCL, Single	1999-04595	8/18/99	AO w/ Penalty	3/27/98
Nitrate (as N)	MCL, Single	1999-05212	9/15/99	AO w/ Penalty	3/27/98
Nitrate (as N)	MCL, Single	2000-00050	10/20/99	AO w/ Penalty	3/27/98
Nitrate (as N)	MCL, Single	2000-00452	11/4/99	AO w/ Penalty	3/27/98
Nitrate (as N)	MCL, Single	2000-00691	12/10/99	AO w/ Penalty	3/27/98

ANALYTE NAME	VIOLATION NAME	VIOLATION NUMBER	DETERMINATION DATE	ENFORCEMENT ACTION	DATE OF ACTION
IA3971026 PANORA WATER WORKS		Population: 1100		County: GUTHRIE	
Nitrate (as N)	MCL, Single	1999-03404	5/11/99	Compliance Achieved	11/2/99
IA5765403 PLEASANT CREEK ST REC AREA-SOUTH		Population: 503		County: LINN	
Coliform, Total (TCR)	MCL (TCR), Monthly	1999-04563	8/6/99	NOV issued	8/17/99
IA6525979 PONY CREEK PARK		Population: 34		County: MILLS	
Coliform, Total (TCR)	MCL (TCR), Monthly	1999-05827	9/24/99	NOV issued	10/8/99
IA5772054 PRAIRIEBURG MUNI. WATER SUPPLY		Population: 213		County: LINN	
Coliform, Total (TCR)	MCL (TCR), Monthly	1999-04095	7/12/99	Compliance Achieved	1/12/00
IA4965057 PRESTON MUNI WATER SUPPLY		Population: 1025		County: JACKSON	
Coliform, Total (TCR)	MCL (TCR), Monthly	1999-04575	8/10/99	Compliance Achieved	2/2/00
IA4271901 QUAKERDALE		Population: 35		County: HARDIN	
Coliform, Total (TCR)	MCL (TCR), Monthly	1999-04553	8/4/99	NOV issued	8/4/99
IA5377727 R J'S STATION		Population: 31		County: JONES	
Nitrate (as N)	MCL, Single	1999-04068	7/1/99	BCA issued	9/21/99
Nitrate (as N)	MCL, Single	1999-04560	8/5/99	BCA issued	9/21/99
Nitrate (as N)	MCL, Single	1999-05219	9/17/99	BCA issued	9/21/99
Nitrate (as N)	MCL, Single	2000-00424	10/22/99	BCA issued	9/21/99
Nitrate (as N)	MCL, Single	2000-00799	12/20/99	BCA issued	9/21/99
IA6950075 RED OAK WATER SUPPLY		Population: 6264		County: MONTGOMERY	
Coliform, Total (TCR)	MCL (TCR), Monthly	1999-03886	6/11/99	Compliance Achieved	12/31/99
Coliform, Total (TCR)	MCL (TCR), Acute	1999-04059	6/18/99	Compliance Achieved	12/31/99
IA1170078 REMBRANDT WATER SUPPLY		Population: 229		County: BUENA VISTA	
Coliform, Total (TCR)	MCL (TCR), Monthly	1999-04565	8/6/99	Compliance Achieved	4/10/00
IA3126588 RESURRECTION CHILDREN'S DAY CARE CENTE		Population: 93		County: DUBUQUE	
Coliform, Total (TCR)	MCL (TCR), Monthly	1999-04569	8/10/99	Compliance Achieved	12/7/99
Coliform, Total (TCR)	MCL (TCR), Monthly	1999-05226	9/20/99	Compliance Achieved	12/7/99
IA3100648 RILEY DEVELOPMENT		Population: 30		County: DUBUQUE	
Coliform, Total (TCR)	MCL (TCR), Monthly	1999-03889	6/14/99	Compliance Achieved	1/3/00
Coliform, Total (TCR)	MCL (TCR), Acute	1999-04052	6/25/99	Compliance Achieved	1/3/00
Coliform, Total (TCR)	MCL (TCR), Monthly	1999-04161	7/26/99	Compliance Achieved	1/3/00
IA3754088 RIPPEY MUNI WATER SUPPLY		Population: 275		County: GREENE	
Coliform, Total (TCR)	MCL (TCR), Monthly	1999-04040	6/21/99	Compliance Achieved	1/10/00
IA2570302 RIVER OAKS DEVELOPMENT		Population: 37		County: DALLAS	
Coliform, Total (TCR)	MCL (TCR), Monthly	1999-03875	6/10/99	Compliance Achieved	12/20/99
Coliform, Total (TCR)	MCL (TCR), Acute	1999-03882	6/11/99	Compliance Achieved	12/20/99
IA8482096 ROCK VALLEY WATER SUPPLY		Population: 2540		County: SIoux	
Nitrate (as N)	MCL, Single	1999-00907	3/12/99	BCA issued	3/31/99
Nitrate (as N)	MCL, Single	1999-03904	6/16/99	BCA issued	3/31/99
Nitrate (as N)	MCL, Single	2000-00688	12/9/99	BCA issued	3/31/99
Nitrate (as N)	MCL, Single	2000-00702	12/14/99	BCA issued	3/31/99
IA9525601 ROCKY KNOLL MHP		Population: 65		County: WINNEBAGO	
Coliform, Total (TCR)	MCL (TCR), Monthly	2000-00443	10/28/99	Compliance Achieved	4/30/00
IA2817710 ROCKY NOOK ASSOCIATION, INC.		Population: 50		County: DELAWARE	
Coliform, Total (TCR)	MCL (TCR), Monthly	2000-00420	10/21/99	NOV issued	11/2/99
IA2038701 S.I.R.W.A. #3 (OSCEOLA)		Population: 2260		County: CLARKE	
Coliform, Total (TCR)	MCL (TCR), Monthly	1999-03402	5/7/99	Compliance Achieved	4/10/00
Coliform, Total (TCR)	MCL (TCR), Monthly	1999-04567	8/6/99	Compliance Achieved	4/10/00
Coliform, Total (TCR)	MCL (TCR), Acute	1999-04605	8/19/99	Compliance Achieved	4/10/00

ANALYTE NAME	VIOLATION NAME	VIOLATION NUMBER	DETERMINATION DATE	ENFORCEMENT ACTION	DATE OF ACTION
IA8144817 SAC COUNTY GOLF AND COUNTRY CLUB		Population: 40	County: SAC		
Nitrate (as N)	MCL, Single	1999-03846	5/27/99	AO w/ Penalty	9/14/99
IA9630307 SCENIC VIEW ESTATES		Population: 27	County: WINNESHIEK		
Coliform, Total (TCR)	MCL (TCR), Monthly	1999-04617	8/23/99	Compliance Achieved	11/8/99
IA7778039 SHELDAHL WATER SUPPLY		Population: 315	County: POLK		
Coliform, Total (TCR)	MCL (TCR), Monthly	1999-05197	9/13/99	Compliance Achieved	3/13/99
IA9630303 SHERMANS WATER & ROAD, INC.		Population: 73	County: WINNESHIEK		
Radium, Combined (226, 228)	MCL, Average	1999-04535	7/29/99	NOV issued	7/22/99
IA3100720 SKY LINE INN		Population: 40	County: DUBUQUE		
Coliform, Total (TCR)	MCL (TCR), Monthly	2000-00694	12/10/99	AO w/ Penalty	4/3/00
Coliform, Total (TCR)	MCL (TCR), Acute	2000-00811	12/28/99	AO w/ Penalty	4/3/00
IA7774701 SOUTHEAST POLK RWD		Population: 3125	County: POLK		
Coliform, Total (TCR)	MCL (TCR), Monthly	1999-03328	4/19/99	Compliance Achieved	10/31/99
IA9414503 SOUTHEAST WEBSTER COMMUNITY SCHOOL		Population: 400	County: WEBSTER		
Coliform, Total (TCR)	MCL (TCR), Monthly	2000-00682	12/6/99	NOV issued	12/13/99
IA3742950 SPRING LAKE STATE PARK		Population: 61	County: GREENE		
Coliform, Total (TCR)	MCL (TCR), Monthly	1999-04079	7/7/99	NOV issued	7/19/99
Coliform, Total (TCR)	MCL (TCR), Monthly	1999-04550	8/3/99	NOV issued	8/30/99
IA3420503 ST MARY'S CHURCH		Population: 55	County: FLOYD		
Nitrate (as N)	MCL, Single	1999-00386	1/13/99	Compliance Achieved	11/10/99
Nitrate (as N)	MCL, Single	1999-00740	2/10/99	Compliance Achieved	11/10/99
IA6484093 STATE CENTER MUNI WATER DEPT		Population: 1248	County: MARSHALL		
Radium, Combined (226, 228)	MCL, Single	2000-00684	12/6/99	NOV issued	12/6/99
IA2279101 STRAWBERRY POINT INDUSTRIAL PARK		Population: 102	County: CLAYTON		
Nitrate (as N)	MCL, Single	1999-00401	2/2/99	BCA issued	4/16/98
Nitrate (as N)	MCL, Single	1999-00824	2/22/99	BCA issued	4/16/98
Nitrate (as N)	MCL, Single	1999-00914	3/18/99	BCA issued	4/16/98
Nitrate (as N)	MCL, Single	1999-03421	5/13/99	BCA issued	4/16/98
Nitrate (as N)	MCL, Single	1999-04046	6/24/99	BCA issued	4/16/98
Nitrate (as N)	MCL, Single	1999-04144	7/23/99	BCA issued	4/16/98
Nitrate (as N)	MCL, Single	1999-04612	8/20/99	BCA issued	4/16/98
Nitrate (as N)	MCL, Single	1999-05216	9/16/99	BCA issued	4/16/98
Nitrate (as N)	MCL, Single	2000-00426	10/22/99	BCA issued	12/7/99
Nitrate (as N)	MCL, Single	2000-00648	11/19/99	BCA issued	12/7/99
IA6380047 SWAN WATER WORKS		Population: 76	County: MARION		
Coliform, Total (TCR)	MCL (TCR), Monthly	1999-04592	8/17/99	Compliance Achieved	2/7/00
IA0732301 SYLVAN ACRES		Population: 44	County: BREMER		
Nitrate (as N)	MCL, Single	1999-03357	4/27/99	Compliance Achieved	10/14/99
Coliform, Total (TCR)	MCL (TCR), Monthly	1999-04137	7/20/99	NOV issued	7/20/99
IA0685201 TARA HILLS COUNTRY CLUB		Population: 27	County: BENTON		
Coliform, Total (TCR)	MCL (TCR), Monthly	1999-03024	4/7/99	AO w/ Penalty	9/29/99
Coliform, Total (TCR)	MCL (TCR), Monthly	1999-04116	7/16/99	AO w/ Penalty	9/29/99
Coliform, Total (TCR)	MCL (TCR), Monthly	1999-04574	8/10/99	AO w/ Penalty	9/1/99
IA6634202 THE PIT STOP		Population: 42	County: MITCHELL		
Coliform, Total (TCR)	MCL (TCR), Monthly	1999-03060	4/13/99	Compliance Achieved	10/26/99
IA4680018 THOR WATER WORKS		Population: 205	County: HUMBOLDT		
Radium, Combined (226, 228)	MCL, Average	2000-00685	12/7/99	NOV issued	12/7/99

ANALYTE NAME	VIOLATION NAME	VIOLATION NUMBER	DETERMINATION DATE	ENFORCEMENT ACTION	DATE OF ACTION
IA8676027 TOLEDO WATER SUPPLY		Population: 2380		County: TAMA	
Radium, Combined (226, 228)	MCL, Average	2000-01552	3/14/00	NOV issued	3/14/00
IA6167036 TRURO WATERWORKS		Population: 391		County: MADISON	
Coliform, Total (TCR)	MCL (TCR), Monthly	1999-05224	9/17/99	Compliance Achieved	5/9/00
IA1300101 TWIN LAKES UTILITIES & POLL.		Population: 170		County: CALHOUN	
Nitrite (as N)	MCL, Average	2000-02132	5/5/00	BCA issued	5/5/00
IA9630401 TWIN SPRINGS CAMP AREA		Population: 32		County: WINNESHIEK	
Coliform, Total (TCR)	MCL (TCR), Monthly	1999-04634	8/27/99	NOV issued	9/2/99
IA7869801 UNDERWOOD MOTEL		Population: 27		County: POTTAWATTAMIE	
Nitrate (as N)	MCL, Single	1999-00384	1/11/99	AO w/ Penalty	6/3/99
Nitrate (as N)	MCL, Single	1999-00812	2/16/99	AO w/ Penalty	6/3/99
Nitrate (as N)	MCL, Single	1999-00894	3/10/99	AO w/ Penalty	6/3/99
Nitrate (as N)	MCL, Single	1999-03341	4/22/99	AO w/ Penalty	6/3/99
Nitrate (as N)	MCL, Single	1999-03861	6/3/99	AO w/ Penalty	6/3/99
Nitrate (as N)	MCL, Single	1999-04103	7/13/99	AO w/ Penalty	6/3/99
Nitrate (as N)	MCL, Single	1999-04591	8/17/99	AO w/ Penalty	6/3/99
Nitrate (as N)	MCL, Single	1999-05211	9/14/99	AO w/ Penalty	6/3/99
Nitrate (as N)	MCL, Single	2000-00435	10/26/99	AO w/ Penalty	6/3/99
Nitrate (as N)	MCL, Single	2000-00465	11/15/99	AO w/ Penalty	6/3/99
Nitrate (as N)	MCL, Single	2000-00705	12/14/99	AO w/ Penalty	6/3/99
IA1286101 UNVERFERTH MANUFACTURING		Population: 170		County: BUTLER	
Coliform, Total (TCR)	MCL (TCR), Monthly	1999-04096	7/12/99	NOV issued	7/16/99
Coliform, Total (TCR)	MCL (TCR), Monthly	1999-05118	8/31/99	NOV issued	8/31/99
IA0300648 UPPER IOWA RESORT & RENTAL		Population: 27		County: ALLAMAKEE	
Coliform, Total (TCR)	MCL (TCR), Monthly	1999-04145	7/23/99	NOV issued	7/30/99
Coliform, Total (TCR)	MCL (TCR), Acute	1999-04538	7/30/99	NOV issued	7/30/99
IA0685045 VAN HORNE WATER WORKS		Population: 750		County: BENTON	
Radium, Combined (226, 228)	MCL, Single	1999-04604	8/19/99	NOV issued	8/19/99
IA5784303 VERN ACRES (OLIPHANT ADDITION)		Population: 150		County: LINN	
Coliform, Total (TCR)	MCL (TCR), Monthly	1999-05182	9/7/99	Compliance Achieved	4/4/00
IA0345483 VILLAGE CREEK BIBLE CAMP-HOUSE		Population: 140		County: ALLAMAKEE	
Coliform, Total (TCR)	MCL (TCR), Monthly	1999-04527	7/26/99	Compliance Achieved	5/18/99
Coliform, Total (TCR)	MCL (TCR), Monthly	1999-04633	8/27/99	Compliance Achieved	5/18/99
IA0345481 VILLAGE CREEK BIBLE CAMP-LODGE		Population: 104		County: ALLAMAKEE	
Coliform, Total (TCR)	MCL (TCR), Monthly	1999-04528	7/26/99	Compliance Achieved	5/18/99
Coliform, Total (TCR)	MCL (TCR), Monthly	1999-04632	8/27/99	Compliance Achieved	5/18/99
Coliform, Total (TCR)	MCL (TCR), Monthly	1999-05831	9/30/99	Compliance Achieved	5/18/99
IA6985051 VILLISCA MUNICIPAL WATER DEPT		Population: 1332		County: MONTGOMERY	
Coliform, Total (TCR)	MCL (TCR), Monthly	1999-03814	5/21/99	Compliance Achieved	11/10/99

ANALYTE NAME	VIOLATION NAME	VIOLATION NUMBER	DETERMINATION DATE	ENFORCEMENT ACTION	DATE OF ACTION
IA2285055 VOLGA WATER SUPPLY		Population: 306	County: CLAYTON		
Nitrate (as N)	MCL, Single	1999-00658	1/28/99	BCA issued	6/15/99
Nitrate (as N)	MCL, Single	1999-00837	2/26/99	BCA issued	6/15/99
Nitrate (as N)	MCL, Single	1999-03018	4/2/99	BCA issued	6/15/99
Nitrate (as N)	MCL, Single	1999-03855	6/1/99	BCA issued	6/15/99
Nitrate (as N)	MCL, Single	1999-04045	6/22/99	BCA issued	6/15/99
Nitrate (as N)	MCL, Single	1999-04537	7/29/99	BCA issued	6/15/99
Nitrate (as N)	MCL, Single	1999-04636	8/27/99	BCA issued	6/15/99
Nitrate (as N)	MCL, Single	1999-05823	9/23/99	BCA issued	6/15/99
Nitrate (as N)	MCL, Single	2000-00441	10/28/99	BCA issued	6/15/99
Nitrate (as N)	MCL, Single	2000-00645	11/18/99	BCA issued	6/15/99
Nitrate (as N)	MCL, Single	2000-00692	12/10/99	BCA issued	6/15/99
IA5343203 WALNUT ACRES CAMPGROUND		Population: 50	County: JONES		
Coliform, Total (TCR)	MCL (TCR), Monthly	1999-03066	4/15/99	NOV issued	4/26/99
IA2985002 WEST BURLINGTON MUNI. WATER SUPPLY		Population: 3083	County: DES MOINES		
Coliform, Total (TCR)	MCL (TCR), Monthly	2000-00019	10/8/99	Compliance Achieved	4/17/00
IA7820401 WESTFAIR		Population: 301	County: POTTAWATTAMIE		
Coliform, Total (TCR)	MCL (TCR), Monthly	1999-04530	7/27/99	NOV issued	7/27/99
IA5200868 WHISPERING OAKS		Population: 28	County: JOHNSON		
Coliform, Total (TCR)	MCL (TCR), Monthly	1999-04089	7/12/99	Compliance Achieved	3/27/00
Coliform, Total (TCR)	MCL (TCR), Monthly	1999-04579	8/10/99	Compliance Achieved	3/27/00
Coliform, Total (TCR)	MCL (TCR), Monthly	1999-05202	9/14/99	Compliance Achieved	3/27/00
IA3368750 WHITE HOUSE SUPPER CLUB		Population: 99	County: FAYETTE		
Coliform, Total (TCR)	MCL (TCR), Monthly	1999-05191	9/10/99	Compliance Achieved	1/28/00
IA1900601 WINTER MOBILE HOME PARK		Population: 50	County: CHICKASAW		
Coliform, Total (TCR)	MCL (TCR), Monthly	1999-04078	7/6/99	AO w/ Penalty	3/30/00
Coliform, Total (TCR)	MCL (TCR), Acute	1999-04115	7/16/99	AO w/ Penalty	3/30/00
IA6171029 WINTERSET MUNICIPAL WATERWORKS		Population: 4196	County: MADISON		
Nitrate (as N)	MCL, Average	1999-03343	4/22/99	Compliance Achieved	11/15/99
Nitrate (as N)	MCL, Single	1999-03418	5/12/99	Compliance Achieved	11/15/99
Nitrate (as N)	MCL, Single	1999-03863	6/4/99	Compliance Achieved	11/15/99
IA5225309 WOODLAND HEIGHTS HOMEOWNERS ASSOC.		Population: 51	County: JOHNSON		
Coliform, Total (TCR)	MCL (TCR), Monthly	1999-00391	1/19/99	Compliance Achieved	1/29/99
Coliform, Total (TCR)	MCL (TCR), Monthly	1999-03416	5/11/99	Compliance Achieved	11/11/99
IA5502319 WOODLYN HILLS		Population: 73	County: KOSSUTH		
Coliform, Total (TCR)	MCL (TCR), Monthly	1999-04123	7/16/99	NOV issued	8/4/99
Coliform, Total (TCR)	MCL (TCR), Monthly	1999-04616	8/23/99	NOV issued	9/8/99
IA4400601 WOODSIDE MOBILE HOME ESTATES		Population: 70	County: HENRY		
Coliform, Total (TCR)	MCL (TCR), Monthly	1999-00826	2/22/99	Compliance Achieved	8/3/99
IA9970037 WOOLSTOCK WATER SUPPLY		Population: 212	County: WRIGHT		
Coliform, Total (TCR)	MCL (TCR), Monthly	1999-04064	6/30/99	NOV issued	7/15/99
IA7822801 YMCA CAMP POKAMOKE		Population: 1500	County: POTTAWATTAMIE		
Coliform, Total (TCR)	MCL (TCR), Monthly	1999-04529	7/26/99	NOV issued	8/4/99

TABLE C - 1999 Radium Continuing MCL Violations (pre-1999)

PWSID	PWS Name	Population:	County:	Beginning Date of Composite Sample	Compliance Status
IA9203007	AINSWORTH WATER WORKS	506	WASHINGTON	9/5/97	Continuing MCL Violation
IA2402063	ARION WATER SUPPLY	148	CRAWFORD	6/21/99	Continuing MCL Violation
IA4910000	BELLEVUE MUNI UTILITIES	2239	JACKSON	1/14/97	Continuing MCL Violation
IA1409041	BREDA WATER SUPPLY	467	CARROLL	4/29/97	Continuing MCL Violation
IA5510060	BURT WATER SUPPLY	575	KOSSUTH	2/18/97	Continuing MCL Violation
IA9417063	CALLENDER WATER SUPPLY	384	WEBSTER	3/25/97	Continuing MCL Violation
IA3317047	CLERMONT WATER SUPPLY	523	FAYETTE	12/11/95	Continuing MCL Violation
IA5617029	DENMARK MUNIC WATER SUPPL	337	LEE	8/21/96	Continuing MCL Violation
IA9932071	GALT MUNICIPAL WATER SUPPL	43	WRIGHT	7/26/99	Continuing MCL Violation
IA4830036	HOMESTEAD WATER SUPPLY	200	IOWA	7/10/96	Continuing MCL Violation
IA5225673	IOWA CITY REGENCY MHP	700	JOHNSON	2/9/99	Continuing MCL Violation
IA5200802	KESSLER'S HOMEOWNERS ASSN.	65	JOHNSON	2/20/99	Continuing MCL Violation
IA4155035	KLEMME WATER WORKS	587	HANCOCK	5/12/97	Continuing MCL Violation
IA3900301	LAKE PANORAMA WATER COMP	1600	GUTHRIE	2/24/97	Continuing MCL Violation
IA0345054	LANSING WATER SUPPLY	1007	ALLAMAKEE	4/24/96	Continuing MCL Violation
IA6457070	LE GRAND WATER WORKS	854	MARSHALL	2/5/96	Continuing MCL Violation
IA9453071	LEHIGH WATER SUPPLY	534	WEBSTER	12/9/96	Continuing MCL Violation
IA6055077	LESTER WATER SUPPLY	257	LYON	3/24/97	Continuing MCL Violation
IA2256041	MARQUETTE WATER SUPPLY	479	CLAYTON	4/29/97	Continuing MCL Violation
IA1750048	MASON CITY WATER DEPARTME	29040	CERRO GORDO	5/8/85	Continuing MCL Violation
IA9461007	MOORLAND WATER SUPPLY	209	WEBSTER	7/29/99	Continuing MCL Violation
IA5857011	MORNING SUN WATER DEPART	841	LOUISA	3/28/96	Continuing MCL Violation
IA4453016	MOUNT PLEASANT MUNICIPAL U	8027	HENRY	7/29/98	Continuing MCL Violation
IA0656081	NORWAY CITY WATER SUPPLY	583	BENTON	1/26/98	Continuing MCL Violation
IA8144087	ODEBOLT WATER SUPPLY	1158	SAC	1/22/96	Continuing MCL Violation
IA2900600	PLANTATION VILLAGE MHP	110	DES MOINES	12/31/96	Continuing MCL Violation

PWSID	PWS Name	Population:	County:	Beginning Date of Composite Sample	Compliance Status
IA3126303	QUALITY WATER, INC. #2 (K-L)	70	DUBUQUE	4/25/97	Continuing MCL Violation
IA3754088	RIPPEY MUNI WATER SUPPLY	275	GREENE	6/1/98	Continuing MCL Violation
IA8156028	SCHALLER WATER SUPPLY	768	SAC	10/16/96	Continuing MCL Violation
IA9630303	SHERMANS WATER & ROAD, INC.	73	WINNESHIEK	7/27/98	Continuing MCL Violation
IA5260601	SLEEPY HOLLOW ENTERPRISES	55	JOHNSON	11/4/98	Continuing MCL Violation
IA6484093	STATE CENTER MUNI WATER DE	1248	MARSHALL	2/9/99	Continuing MCL Violation
IA4680018	THOR WATER WORKS	205	HUMBOLDT	5/19/98	Continuing MCL Violation
IA8676027	TOLEDO WATER SUPPLY	2380	TAMA	8/12/98	Continuing MCL Violation
IA0685045	VAN HORNE WATER WORKS	750	BENTON	6/9/99	Continuing MCL Violation
IA4802301	WALDENBERG COMMUNITY WA	90	IOWA	9/3/96	Continuing MCL Violation
IA9276096	WELLMAN MUNICIPAL WATERW	1155	WASHINGTON	4/16/96	Continuing MCL Violation
IA3890097	WELLSBURG WATER SUPPLY	682	GRUNDY	4/22/97	Continuing MCL Violation

TABLE D - 1999 M/R Violations

ANALYTE NAME	VIOLATION NAME	VIOLATION NUMBER	COMPLIANCE BEGIN DATE	ENFORCEMENT ACTION	DATE OF ACTION
IA2843706 "R" PLACE		Population: 25		County: DELAWARE	
Nitrite (as N)	Routine Major	1999-03168	4/1/98	Compliance Achieved	11/12/99
IA2320201 10TH HOLE FOOD & SPIRITS		Population: 25		County: CLINTON	
Coliform, Total (TCR)	Routine Major	1999-03090	1/1/99	AO w/ Penalty	1/6/00
Nitrite (as N)	Routine Major	1999-03204	4/1/98	AO w/ Penalty	1/6/00
Nitrate (as N)	Routine Major	1999-03205	4/1/98	AO w/ Penalty	1/6/00
Coliform, Total (TCR)	Routine Major	1999-04250	4/1/99	AO w/ Penalty	1/6/00
Nitrite (as N)	Routine Major	2000-00041	4/1/99	AO w/ Penalty	1/6/00
Nitrate (as N)	Confirmation/Check Major	2000-00111	4/1/99	AO w/ Penalty	1/6/00
Nitrite (as N)	Confirmation/Check Major	2000-00116	4/1/99	AO w/ Penalty	1/6/00
Coliform, Total (TCR)	Routine Major	2000-00186	7/1/99	AO w/ Penalty	1/6/00
Coliform, Total (TCR)	Routine Major	2000-00957	10/1/99	AO w/ Penalty	1/6/00
IA8222401 ADAMS AND OLDEROG PROPERTIES		Population: 51		County: SCOTT	
Coliform, Total (TCR)	Routine Major	1999-03141	1/1/99	Compliance Achieved	4/21/99
IA7836201 AEROPLANE INN		Population: 25		County: POTTAWATTAMIE	
Coliform, Total (TCR)	Routine Major	1999-03138	1/1/99	Compliance Achieved	8/20/99
Coliform, Total (TCR)	Routine Major	1999-04320	4/1/99	Compliance Achieved	8/20/99
Coliform, Total (TCR)	Routine Major	2000-01002	10/1/99	Compliance Achieved	1/13/00
IA9203760 AINSWORTH 4 CORNERS RESTAURANT		Population: 400		County: WASHINGTON	
Coliform, Total (TCR)	Repeat Major	1999-05811	7/1/99	Compliance Achieved	9/23/99
IA5715202 AIRPORT NATIONAL PUBLIC GOLF COMPLEX		Population: 260		County: LINN	
Nitrite (as N)	Routine Major	1999-03235	4/1/98	Compliance Achieved	11/12/99
IA1103009 ALBERT CITY MUNI WATER SUPPLY		Population: 779		County: BUENA VISTA	
Coliform, Total (TCR)	Routine Major	2000-00749	11/1/99	Compliance Achieved	12/14/99
IA6403011 ALBION WATER DEPARTMENT		Population: 585		County: MARSHALL	
Nitrate (as N)	Routine Major	1999-04348	6/1/99	Compliance Achieved	7/8/99
IA3183401 ALBRECHT ACRES		Population: 27		County: DUBUQUE	
Nitrate (as N)	Routine Major	2000-01291	1/1/99	Compliance Achieved	2/25/00
IA5704012 ALBURNETT WATER SUPPLY		Population: 489		County: LINN	
Coliform, Total (TCR)	Routine Major	1999-00934	2/1/99	Compliance Achieved	3/22/99
IA5502832 ALGONA COUNTRY CLUB		Population: 47		County: KOSSUTH	
Nitrate (as N)	Routine Major	2000-00888	1/1/99	NOV issued	1/11/00
IA5285205 AMERICAN LEGION		Population: 25		County: JOHNSON	
Coliform, Total (TCR)	Routine Major	1999-05696	8/1/99	Compliance Achieved	1/4/00
Coliform, Total (TCR)	Routine Major	2000-00986	10/1/99	Compliance Achieved	1/4/00
IA2232776 ANCHOR INN (GARBER)		Population: 35		County: CLAYTON	
Nitrate (as N)	Routine Major	1999-03305	4/1/98	Compliance Achieved	11/12/99
IA3070601 ANGLERS BAY RESORT		Population: 25		County: DICKINSON	
Nitrate (as N)	Routine Major	1999-04393	7/1/98	Compliance Achieved	8/11/99
IA3183877 ANTHONY'S RESORT		Population: 50		County: DUBUQUE	
Coliform, Total (TCR)	Routine Major	2000-00967	10/1/99	Compliance Achieved	3/28/00
IA2402063 ARION WATER SUPPLY		Population: 148		County: CRAWFORD	
Coliform, Total (TCR)	Routine Major	1999-00012	2/1/99	Compliance Achieved	4/25/00
Coliform, Total (TCR)	Routine Major	1999-00884	1/1/99	Compliance Achieved	3/31/99
Coliform, Total (TCR)	Routine Major	1999-00885	2/1/99	Compliance Achieved	4/25/00
Nitrate (as N)	Routine Major	1999-03158	1/1/99	Compliance Achieved	4/26/99

June 2000

ANALYTE NAME	VIOLATION NAME	VIOLATION NUMBER	COMPLIANCE BEGIN DATE	ENFORCEMENT ACTION	DATE OF ACTION
IA4103101 ARMOUR FOOD CO.		Population: 193		County: HANCOCK	
Coliform, Total (TCR)	Routine Major	2000-00290	7/1/99	Compliance Achieved	10/19/99
IA1700649 ASHLEY INN MOTEL & TRAILER CT.		Population: 40		County: CERRO GORDO	
Nitrate (as N)	Routine Major	1999-03188	4/1/98	Compliance Achieved	11/8/99
IA2279854 BACKBONE GOLF AND COUNTRY CLUB		Population: 64		County: CLAYTON	
Nitrate (as N)	Routine Major	2000-00368	7/1/99	Compliance Achieved	10/28/99
IA3902083 BAGLEY WATER SUPPLY		Population: 303		County: GUTHRIE	
Coliform, Total (TCR)	Routine Major	1999-00027	2/1/99	Compliance Achieved	3/2/99
Coliform, Total (TCR)	Routine Major	1999-00966	2/1/99	Compliance Achieved	4/13/99
IA2839910 BAILEY'S FORD PARK		Population: 25		County: DELAWARE	
Coliform, Total (TCR)	Routine Major	1999-04262	4/1/99	Compliance Achieved	2/29/00
Coliform, Total (TCR)	Routine Major	2000-00215	7/1/99	Compliance Achieved	2/29/00
Coliform, Total (TCR)	Routine Major	2000-00962	10/1/99	Compliance Achieved	2/29/00
IA3183592 BALLTOWN SHERRILL CATHOLIC SCH		Population: 26		County: DUBUQUE	
Nitrate (as N)	Routine Major	1999-04363	7/1/98	Compliance Achieved	7/22/99
IA3937444 BAR-L-RANCH		Population: 56		County: GUTHRIE	
Coliform, Total (TCR)	Routine Major	1999-03107	1/1/99	Compliance Achieved	6/1/99
IA9100765 BART'S FULL SERVICE STATION		Population: 106		County: WARREN	
Coliform, Total (TCR)	Routine Major	1999-03146	1/1/99	Compliance Achieved	5/13/00
IA0709886 BEAVER HILLS COUNTRY CLUB		Population: 107		County: BLACK HAWK	
Coliform, Total (TCR)	Routine Major	1999-04226	4/1/99	Compliance Achieved	11/12/99
IA3544931 BEEDS LAKE STATE PARK SOUTH		Population: 102		County: FRANKLIN	
Coliform, Total (TCR)	Routine Major	2000-00279	9/1/99	Compliance Achieved	10/12/99
IA5784309 BIG CREEK BLUFFS		Population: 80		County: LINN	
Gross Alpha, excluding Rn & U	Routine Major	1999-03508	4/1/95	Compliance Achieved	11/12/99
IA3342890 BIG ROCK COUNTRY CLUB		Population: 52		County: FAYETTE	
Nitrate (as N)	Routine Major	1999-00899	1/1/99	Compliance Achieved	3/29/99
Nitrate (as N)	Routine Major	1999-00931	2/1/99	Compliance Achieved	3/29/99
Nitrate (as N)	Routine Major	1999-04004	5/1/99	Compliance Achieved	11/12/99
IA5784316 BLAIRS FERRY MANOR		Population: 75		County: LINN	
Nitrate (as N)	Routine Major	1999-03261	1/1/99	Compliance Achieved	11/12/99
IA4950794 BLUFF LAKE CATFISH FARM		Population: 125		County: JACKSON	
Nitrate (as N)	Routine Major	1999-03248	4/1/98	Compliance Achieved	11/12/99
IA4070201 BOONDOCKS TRUCK HAVEN CAFE		Population: 945		County: HAMILTON	
Coliform, Total (TCR)	Routine Major	1999-05705	8/1/99	AO w/ Penalty	6/2/00
Coliform, Total (TCR)	Repeat Major	2000-00265	9/1/99	AO w/ Penalty	6/2/00
Coliform, Total (TCR)	Repeat Major	2000-00269	9/1/99	AO w/ Penalty	6/2/00
Coliform, Total (TCR)	Routine Major	2000-00708	11/1/99	AO w/ Penalty	6/2/00
IA1074203 BOSSOM'S QUASKY MART		Population: 103		County: BUCHANAN	
Nitrate (as N)	Routine Major	1999-03210	4/1/98	Compliance Achieved	11/12/99
IA1970204 BOWLAWAY LANES		Population: 84		County: CHICKASAW	
Coliform, Total (TCR)	Routine Major	1999-03443	4/1/99	Compliance Achieved	11/12/99
Coliform, Total (TCR)	Repeat Major	1999-05779	7/1/99	Compliance Achieved	11/12/99
Coliform, Total (TCR)	Routine Major	2000-00176	9/1/99	Compliance Achieved	11/12/99
IA8409037 BOYDEN MUNICIPAL WATER SUPPLY		Population: 651		County: SIOUX	
Coliform, Total (TCR)	Routine Major	2000-00260	9/1/99	Compliance Achieved	10/4/99
IA1967222 BRADFORD HOUSE		Population: 110		County: CHICKASAW	
Coliform, Total (TCR)	Routine Major	1999-04241	4/1/99	Compliance Achieved	11/12/99

ANALYTE NAME	VIOLATION NAME	VIOLATION NUMBER	COMPLIANCE BEGIN DATE	ENFORCEMENT ACTION	DATE OF ACTION
IA3183724 BREITBACH COUNTRY DINING		Population:	55	County: DUBUQUE	
Nitrate (as N)	Routine Major	1999-04380	7/1/98	Compliance Achieved	11/12/99
IA3170301 BRIARWOOD ESTATES		Population:	60	County: DUBUQUE	
Coliform, Total (TCR)	Routine Major	2000-00255	9/1/99	Compliance Achieved	10/4/99
IA5765201 BROGAN'S PUB & GRUB		Population:	63	County: LINN	
Coliform, Total (TCR)	Routine Major	1999-00050	2/1/99	Compliance Achieved	4/12/99
Coliform, Total (TCR)	Routine Major	1999-00937	2/1/99	Compliance Achieved	4/12/99
Coliform, Total (TCR)	Routine Major	1999-03131	3/1/99	Compliance Achieved	4/12/99
Coliform, Total (TCR)	Routine Major	2000-00991	12/1/99	Compliance Achieved	1/18/00
IA1600605 BROOKE AMOCO PLAZA MHP		Population:	45	County: MUSCATINE	
Coliform, Total (TCR)	Routine Major	1999-04237	6/1/99	Compliance Achieved	7/6/99
IA7909707 BROOKLYN 80		Population:	320	County: POWESHIEK	
Coliform, Total (TCR)	Routine Major	1999-03310	1/1/99	Compliance Achieved	4/19/99
IA0709201 BROWN BOTTLE RESTAURANT		Population:	225	County: BLACK HAWK	
Nitrate (as N)	Routine Major	1999-00905	1/1/99	Compliance Achieved	3/11/99
Nitrate (as N)	Routine Major	1999-05602	8/1/99	Compliance Achieved	9/21/99
IA9400971 BRUSHY CREEK RECREATION AREA-EQUESTRIAN		Population:	27	County: WEBSTER	
Coliform, Total (TCR)	Routine Major	1999-00940	1/1/99	Compliance Achieved	4/5/99
Coliform, Total (TCR)	Routine Major	1999-00941	2/1/99	Compliance Achieved	4/5/99
IA4515782 BUBBA'S BAR & GRILL		Population:	42	County: HOWARD	
Nitrate (as N)	Routine Major	2000-00391	10/1/98	Compliance Achieved	12/1/99
IA2300601 BUFFALO BILL ESTATES, INC. MHP		Population:	80	County: CLINTON	
Coliform, Total (TCR)	Repeat Major	1999-05794	8/1/99	Compliance Achieved	9/28/99
IA1093897 BUFFALO CREEK COUNTRY CLUB		Population:	60	County: BUCHANAN	
Coliform, Total (TCR)	Routine Major	2000-00949	10/1/99	Compliance Achieved	4/3/00
IA3170302 BURDS GREEN ACRES SUBDIVISION		Population:	300	County: DUBUQUE	
Coliform, Total (TCR)	Routine Major	1999-04663	7/1/99	Compliance Achieved	6/9/99
IA9615064 CALMAR WATER SUPPLY		Population:	1026	County: WINNESHIEK	
Coliform, Total (TCR)	Repeat Major	2000-00436	9/1/99	Compliance Achieved	9/28/99

ANALYTE NAME	VIOLATION NAME	VIOLATION NUMBER	COMPLIANCE BEGIN DATE	ENFORCEMENT ACTION	DATE OF ACTION
IA8215448 CAMP ABE LINCOLN		Population:	230	County:	SCOTT
Benzene	Routine Major	2000-00551	10/1/94	Compliance Achieved	12/7/99
Carbon Tetrachloride	Routine Major	2000-00552	10/1/94	Compliance Achieved	12/7/99
o-Dichlorobenzene	Routine Major	2000-00553	10/1/94	Compliance Achieved	12/7/99
p-Dichlorobenzene	Routine Major	2000-00554	10/1/94	Compliance Achieved	12/7/99
1,2-Dichloroethane	Routine Major	2000-00555	10/1/94	Compliance Achieved	12/7/99
cis-1,2-Dichloroethylene	Routine Major	2000-00556	10/1/94	Compliance Achieved	12/7/99
1,1-Dichloroethylene	Routine Major	2000-00557	10/1/94	Compliance Achieved	12/7/99
trans-1,2-Dichloroethylene	Routine Major	2000-00558	10/1/94	Compliance Achieved	12/7/99
Dichloromethane	Routine Major	2000-00559	10/1/94	Compliance Achieved	12/7/99
1,2-Dichloropropane	Routine Major	2000-00560	10/1/94	Compliance Achieved	12/7/99
Ethylbenzene	Routine Major	2000-00561	10/1/94	Compliance Achieved	12/7/99
Monochlorobenzene	Routine Major	2000-00562	10/1/94	Compliance Achieved	12/7/99
Styrene	Routine Major	2000-00563	10/1/94	Compliance Achieved	12/7/99
Tetrachloroethylene	Routine Major	2000-00564	10/1/94	Compliance Achieved	12/7/99
Toluene	Routine Major	2000-00565	10/1/94	Compliance Achieved	12/7/99
1,2,4-Trichlorobenzene	Routine Major	2000-00566	10/1/94	Compliance Achieved	12/7/99
1,1,1-Trichloroethane	Routine Major	2000-00567	10/1/94	Compliance Achieved	12/7/99
1,1,2-Trichloroethane	Routine Major	2000-00568	10/1/94	Compliance Achieved	12/7/99
Trichloroethylene	Routine Major	2000-00569	10/1/94	Compliance Achieved	12/7/99
Vinyl Chloride	Routine Major	2000-00570	10/1/94	Compliance Achieved	12/7/99
Xylenes	Routine Major	2000-00571	10/1/94	Compliance Achieved	12/7/99
Alachlor (Lasso)	Routine Major	2000-00572	10/1/94	Compliance Achieved	12/7/99
Atrazine	Routine Major	2000-00573	10/1/94	Compliance Achieved	12/7/99
Benzo (a) Pyrene	Routine Major	2000-00574	10/1/94	Compliance Achieved	12/7/99
2,4-D	Routine Major	2000-00575	10/1/94	Compliance Achieved	12/7/99
Dalapon	Routine Major	2000-00576	10/1/94	Compliance Achieved	12/7/99
Di(2-Ethylhexyl) - Adipate	Routine Major	2000-00577	10/1/94	Compliance Achieved	12/7/99
Di(2-Ethylhexyl) - Phthalate	Routine Major	2000-00578	10/1/94	Compliance Achieved	12/7/99
Dinoseb	Routine Major	2000-00579	10/1/94	Compliance Achieved	12/7/99
Pentachlorophenol	Routine Major	2000-00580	10/1/94	Compliance Achieved	12/7/99
Picloram	Routine Major	2000-00581	10/1/94	Compliance Achieved	12/7/99
Simazine	Routine Major	2000-00582	10/1/94	Compliance Achieved	12/7/99
2,4,5-TP (Silvex)	Routine Major	2000-00583	10/1/94	Compliance Achieved	12/7/99
IA6985401 CAMP ALDERSGATE		Population:	62	County:	MONTGOMERY
Coliform, Total (TCR)	Routine Major	2000-01287	10/1/99	Compliance Achieved	1/10/00
IA2809812 CAMP C S KLAUS BOY SCOUT CAMP		Population:	76	County:	DUBUQUE
Nitrite (as N)	Routine Major	1999-04366	7/1/98	Compliance Achieved	11/12/99
Nitrate (as N)	Routine Major	1999-04367	7/1/98	Compliance Achieved	11/12/99
IA2279967 CAMP EWALU-STONE CENTER WELL 7		Population:	26	County:	CLAYTON
Nitrate (as N)	Routine Major	1999-03163	4/1/98	Compliance Achieved	11/12/99
IA3502002 CAMP HAVEN-EAST WELL		Population:	116	County:	HARDIN
Coliform, Total (TCR)	Routine Major	1999-03497	4/1/99	Compliance Achieved	6/28/99
Coliform, Total (TCR)	Routine Major	1999-03986	5/1/99	Compliance Achieved	6/28/99

ANALYTE NAME	VIOLATION NAME	VIOLATION NUMBER	COMPLIANCE BEGIN DATE	ENFORCEMENT ACTION	DATE OF ACTION
IA5792401 CAMP HITAGA		Population:	84	County: LINN	
Coliform, Total (TCR)	Routine Major	2000-00992	10/1/99	Compliance Achieved	3/30/00
IA0990401 CAMP INGAWANIS-MAPLE WELL		Population:	406	County: BREMER	
Nitrate (as N)	Routine Major	2000-00346	10/1/98	Compliance Achieved	5/24/00
Nitrate (as N)	Confirmation/Check Major	2000-00718	10/1/99	Compliance Achieved	5/24/00
IA0990402 CAMP INGAWANIS-RANGER WELL		Population:	150	County: BREMER	
Coliform, Total (TCR)	Repeat Major	1999-05790	8/1/99	Compliance Achieved	9/29/99
IA5282802 CAMP IODISECA		Population:	25	County: JOHNSON	
Coliform, Total (TCR)	Routine Major	1999-03119	1/1/99	Compliance Achieved	10/5/99
Nitrate (as N)	Routine Major	1999-04350	7/1/98	AO w/ Penalty	10/1/99
IA4236402 CAMP QUAKER HEIGHTS		Population:	25	County: HARDIN	
Coliform, Total (TCR)	Routine Major	2000-00296	7/1/99	Compliance Achieved	10/19/99
Nitrate (as N)	Routine Major	2000-00316	7/1/99	Compliance Achieved	10/19/99
IA1716417 CAMP TANGLEFOOT		Population:	25	County: CERRO GORDO	
Nitrate (as N)	Routine Major	1999-03217	4/1/98	Compliance Achieved	5/10/99
Nitrate (as N)	Routine Major	1999-03220	4/1/98	Compliance Achieved	5/10/99
IA5396409 CAMP WYOMING		Population:	95	County: JONES	
Nitrate (as N)	Routine Major	2000-00355	10/1/98	Compliance Achieved	3/2/00
Nitrate (as N)	Routine Major	2000-00356	10/1/98	Compliance Achieved	3/2/00
IA6616772 CARPENTER BAR/GRILL		Population:	52	County: MITCHELL	
Coliform, Total (TCR)	Routine Major	1999-04308	4/1/99	Compliance Achieved	12/27/99
Coliform, Total (TCR)	Routine Major	2000-00183	7/1/99	Compliance Achieved	12/27/99
Nitrate (as N)	Routine Major	2000-00323	7/1/99	Compliance Achieved	12/27/99
IA5221201 CASEYS GENERAL STORE		Population:	706	County: JOHNSON	
Coliform, Total (TCR)	Routine Major	1999-03116	1/1/99	Compliance Achieved	5/26/99
Nitrate (as N)	Routine Major	1999-03200	4/1/98	Compliance Achieved	9/1/99
IA6715083 CASTANA MUNICIPAL WATER SUPPLY		Population:	159	County: MONONA	
Coliform, Total (TCR)	Routine Major	1999-03996	5/1/99	Compliance Achieved	6/1/99
IA3126204 CAT'S WHARF		Population:	52	County: DUBUQUE	
Coliform, Total (TCR)	Routine Major	2000-00963	10/1/99	Compliance Achieved	1/24/00
IA3405895 CEDAR BEND GOLF		Population:	75	County: FLOYD	
Coliform, Total (TCR)	Routine Major	2000-00973	10/1/99	Compliance Achieved	4/18/00
IA5715206 CEDAR RAPIDS LIGHTHOUSE INN, LTD.		Population:	25	County: LINN	
Coliform, Total (TCR)	Routine Major	2000-00989	10/1/99	NOV issued	1/14/00
IA1074401 CEDAR ROCK VISITOR'S CENTER		Population:	107	County: BUCHANAN	
Coliform, Total (TCR)	Routine Major	2000-00511	10/1/99	Compliance Achieved	11/10/99
IA8222451 CENTER FOR ALCOHOL & DRUG SERVICES		Population:	130	County: SCOTT	
Coliform, Total (TCR)	Routine Major	1999-03142	1/1/99	Compliance Achieved	4/12/99
IA5315967 CENTRAL PK-JONES CONSERVATION		Population:	101	County: JONES	
Nitrate (as N)	Routine Major	1999-04429	7/1/98	Compliance Achieved	11/12/99
IA8209303 CENTURY OAKS		Population:	99	County: SCOTT	
Coliform, Total (TCR)	Routine Major	1999-00923	1/1/99	Compliance Achieved	2/2/99
IA5502731 CHARLIE'S SUPPER CLUB		Population:	85	County: KOSSUTH	
Nitrate (as N)	Routine Major	1999-03221	4/1/98	Compliance Achieved	1/28/00
Coliform, Total (TCR)	Routine Major	1999-04289	4/1/99	Compliance Achieved	1/28/00
Coliform, Total (TCR)	Routine Major	2000-00134	7/1/99	Compliance Achieved	1/28/00
Coliform, Total (TCR)	Routine Major	2000-00987	10/1/99	Compliance Achieved	1/28/00

ANALYTE NAME	VIOLATION NAME	VIOLATION NUMBER	COMPLIANCE BEGIN DATE	ENFORCEMENT ACTION	DATE OF ACTION
IA5225305 CHERRY HILLS SUBDIVISION		Population:	80	County: JOHNSON	
Coliform, Total (TCR)	Routine Major	2000-00978	12/1/99	Compliance Achieved	1/9/00
IA1630028 CLARENCE WATER SUPPLY		Population:	936	County: CEDAR	
Coliform, Total (TCR)	Routine Major	1999-03487	4/1/99	Compliance Achieved	5/19/99
IA7038402 CLARK'S FERRY		Population:	52	County: MUSCATINE	
Coliform, Total (TCR)	Routine Major	2000-00998	10/1/99	Compliance Achieved	4/11/00
IA0929200 CLIFF'S PLACE INC		Population:	51	County: BREMER	
Coliform, Total (TCR)	Routine Major	2000-00089	7/1/99	Compliance Achieved	12/30/99
Nitrate (as N)	Routine Major	2000-00337	7/1/99	Compliance Achieved	12/30/99
IA9433348 COATS SUBDIVISION WATER SUPPLY		Population:	158	County: WEBSTER	
Nitrate (as N)	Routine Major	2000-01255	1/1/99	Compliance Achieved	2/23/00
IA1716201 COFFMAN CARTS		Population:	70	County: CERRO GORDO	
Nitrate (as N)	Routine Major	1999-04347	7/1/98	Compliance Achieved	7/21/99
IA5715501 COLLEGE COMMUNITY SCHOOL DISTRICT		Population:	45	County: LINN	
Coliform, Total (TCR)	Routine Major	1999-05090	7/1/99	Compliance Achieved	11/12/99
IA2300901 COMMUNITY CARE, INC		Population:	185	County: CLINTON	
Nitrate (as N)	Routine Major	1999-03209	4/1/98	Compliance Achieved	8/23/99
IA5200817 CORALVILLE LAKE TERRACE		Population:	340	County: JOHNSON	
Nitrate (as N)	Routine Major	2000-00348	10/1/98	Compliance Achieved	10/13/99
Nitrate (as N)	Routine Major	2000-00349	10/1/98	Compliance Achieved	10/13/99
IA5225411 CORALVILLE LAKE-WEST OVERLOOK		Population:	1263	County: JOHNSON	
Coliform, Total (TCR)	Routine Major	1999-03500	4/1/99	Compliance Achieved	5/7/99
IA5820536 COTTER ELEMENTARY SCHOOL		Population:	185	County: LOUISA	
Coliform, Total (TCR)	Routine Major	2000-00164	9/1/99	Compliance Achieved	10/1/99
IA2432201 COUNTRY PUMPKIN		Population:	50	County: CRAWFORD	
Coliform, Total (TCR)	Routine Major	1999-00965	1/1/99	Compliance Achieved	4/5/99
Coliform, Total (TCR)	Routine Major	1999-03091	3/1/99	Compliance Achieved	4/5/99
Coliform, Total (TCR)	Routine Major	1999-03984	5/1/99	Compliance Achieved	6/3/99
Coliform, Total (TCR)	Routine Major	1999-05586	8/1/99	Compliance Achieved	10/6/99
Coliform, Total (TCR)	Routine Major	2000-00193	9/1/99	Compliance Achieved	10/6/99
Coliform, Total (TCR)	Routine Major	2000-00756	11/1/99	Compliance Achieved	1/13/00
Coliform, Total (TCR)	Routine Major	2000-00960	12/1/99	Compliance Achieved	1/13/00
IA5322201 COUNTRY STORE TO FAIRVIEW		Population:	414	County: JONES	
Coliform, Total (TCR)	Routine Major	2000-01308	10/1/99	Compliance Achieved	5/12/00
Nitrate (as N)	Routine Major	2000-01309	1/1/99	Compliance Achieved	5/12/00
Nitrite (as N)	Routine Major	2000-01310	1/1/99	Compliance Achieved	5/12/00
IA0800601 COUNTRY TERRACE MOBILE HOME COURT		Population:	160	County: STORY	
Barium	Routine Major	1999-04524	4/1/99	Compliance Achieved	9/30/99
Gross Alpha, excluding Rn & U	Routine Major	2000-01915	1/1/99	Compliance Achieved	3/18/99
Gross Alpha, excluding Rn & U	Routine Major	2000-01916	7/1/99	Compliance Achieved	8/14/99
Barium	Routine Major	2000-01917	1/1/99	Compliance Achieved	3/18/99
IA9630203 COUNTRY VIEW PUBLIC GOLF COURSE		Population:	26	County: WINNESHIEK	
Coliform, Total (TCR)	Routine Major	1999-03909	5/1/99	Compliance Achieved	11/12/99
IA7822842 CRESCENT SKI HILLS		Population:	119	County: POTTAWATTAMIE	
Coliform, Total (TCR)	Routine Major	1999-03137	1/1/99	Compliance Achieved	5/26/99
IA4515778 CRESCO GOLF AND COUNTRY CLUB		Population:	36	County: HOWARD	
Nitrate (as N)	Routine Major	1999-04395	6/1/99	Compliance Achieved	11/12/99

ANALYTE NAME	VIOLATION NAME	VIOLATION NUMBER	COMPLIANCE BEGIN DATE	ENFORCEMENT ACTION	DATE OF ACTION
IA5784314 CRESTWOOD ACRES		Population:	142	County: LINN	
Gross Alpha, excluding Rn & U	Routine Major	1999-03510	4/1/95	Compliance Achieved	6/15/99
IA1182704 CROSSROADS MOTEL		Population:	53	County: BUENA VISTA	
Coliform, Total (TCR)	Routine Major	2000-00106	7/1/99	Compliance Achieved	10/4/99
Nitrite (as N)	Routine Major	2000-00394	10/1/98	Compliance Achieved	10/4/99
Nitrate (as N)	Routine Major	2000-00395	10/1/98	Compliance Achieved	10/4/99
IA9123047 CUMMING WATER TREATMENT PLANT		Population:	132	County: WARREN	
Coliform, Total (TCR)	Routine Major	2000-01013	12/1/99	Compliance Achieved	1/18/00
IA1750761 D & S LAND COMPANY		Population:	36	County: CERRO GORDO	
Nitrate (as N)	Routine Major	2000-00345	10/1/98	AO w/ Penalty	2/17/00
Nitrate (as N)	Confirmation/Check Major	2000-00731	10/1/99	AO w/ Penalty	2/17/00
IA3720001 DANA WATER WORKS		Population:	71	County: GREENE	
Coliform, Total (TCR)	Routine Major	1999-00025	2/1/99	Compliance Achieved	2/28/99
IA4884726 DAYS INN 2ND ADDITION		Population:	95	County: IOWA	
Coliform, Total (TCR)	Routine Major	1999-03113	1/1/99	Compliance Achieved	4/22/99
Coliform, Total (TCR)	Routine Major	2000-00975	10/1/99	Compliance Achieved	5/17/00
Nitrate (as N)	Routine Major	2000-01200	1/1/99	NOV issued	1/14/00
IA8538301 DEER CREEK HOA OF STORY COUNTY		Population:	100	County: STORY	
Coliform, Total (TCR)	Routine Major	2000-00780	11/1/99	Compliance Achieved	12/21/99
IA8215325 DEER VALLEY HOMEOWNERS ASSOC		Population:	45	County: SCOTT	
Coliform, Total (TCR)	Routine Major	1999-00922	1/1/99	Compliance Achieved	2/2/99
IA2817020 DELHI WATER SUPPLY		Population:	485	County: DELAWARE	
Nitrate (as N)	Routine Major	1999-03201	1/1/99	Compliance Achieved	11/12/99
IA0819492 DES MOINES YMCA CAMP		Population:	190	County: BOONE	
Nitrite (as N)	Routine Major	1999-03183	4/1/98	Compliance Achieved	5/3/99
Nitrite (as N)	Routine Major	1999-03184	4/1/98	Compliance Achieved	5/3/99
IA8225495 DIXON MEMORIAL PARK		Population:	30	County: SCOTT	
Nitrate (as N)	Routine Major	1999-04362	7/1/98	NOV issued	8/3/99
IA8225043 DIXON WATER WORKS		Population:	228	County: SCOTT	
Nitrate (as N)	Routine Major	1999-03265	1/1/99	Compliance Achieved	5/3/99
IA0709205 DOERFER ENGINEERING COMPANY		Population:	80	County: BLACK HAWK	
Coliform, Total (TCR)	Routine Major	1999-03084	1/1/99	Compliance Achieved	11/12/99
IA0315707 DORCHESTER SUPPER CLUB		Population:	46	County: ALLAMAKEE	
Coliform, Total (TCR)	Routine Major	2000-00945	10/1/99	NOV issued	1/14/00
IA7838728 DOT-4 (I-680 RA 024N LOVELAND)		Population:	255	County: POTTAWATTAMIE	
Coliform, Total (TCR)	Repeat Major	1999-05796	8/1/99	Compliance Achieved	9/7/99
IA7869716 DOT-4 (I80RA 029W & 30E UNDERWOOD)		Population:	1190	County: POTTAWATTAMIE	
Coliform, Total (TCR)	Repeat Major	1999-05797	8/1/99	Compliance Achieved	9/7/99
IA3126206 DUBUQUE FAMILY GOLF AND RECREATION		Population:	130	County: DUBUQUE	
Coliform, Total (TCR)	Routine Major	2000-00964	10/1/99	Compliance Achieved	3/28/00
IA3126882 DUBUQUE SHOOTING SOCIETY		Population:	85	County: DUBUQUE	
Coliform, Total (TCR)	Routine Major	2000-00252	7/1/99	Compliance Achieved	10/18/99
IA3126208 DUBUQUE SPORTS COMPLEX		Population:	27	County: DUBUQUE	
Coliform, Total (TCR)	Routine Major	2000-01294	10/1/99	Compliance Achieved	1/3/00

ANALYTE NAME	VIOLATION NAME	VIOLATION NUMBER	COMPLIANCE BEGIN DATE	ENFORCEMENT ACTION	DATE OF ACTION
IA1211739 DUCKS BAR & GRILL		Population:	25	County: BUTLER	
Coliform, Total (TCR)	Routine Major	1999-04236	4/1/99	Compliance Achieved	6/29/99
Nitrite (as N)	Routine Major	1999-04370	7/1/98	Compliance Achieved	3/9/00
Nitrate (as N)	Routine Major	1999-04371	7/1/98	Compliance Achieved	3/9/00
Coliform, Total (TCR)	Routine Major	2000-00115	7/1/99	Compliance Achieved	9/29/99
Coliform, Total (TCR)	Routine Major	2000-00950	10/1/99	Compliance Achieved	3/9/00
Nitrate (as N)	Routine Major	2000-01130	1/1/99	Compliance Achieved	3/9/00
Nitrite (as N)	Routine Major	2000-01131	1/1/99	Compliance Achieved	3/9/00
IA0717084 DUNKERTON MUNI WATER SUPPLY		Population:	746	County: BLACK HAWK	
Coliform, Total (TCR)	Routine Major	1999-04227	6/1/99	Compliance Achieved	6/1/99
IA2825099 EARLVILLE MUNI WATER SUPPLY		Population:	822	County: DELAWARE	
Nitrate (as N)	Routine Major	1999-00103	2/1/99	Compliance Achieved	11/12/99
Nitrate (as N)	Routine Major	1999-00917	1/1/99	Compliance Achieved	3/16/99
Coliform, Total (TCR)	Routine Major	1999-00929	2/1/99	Compliance Achieved	3/16/99
Nitrate (as N)	Routine Major	1999-00930	2/1/99	Compliance Achieved	3/16/99
IA2825101 EASTERN IA PORK MANUFACTURING INC		Population:	66	County: DELAWARE	
Coliform, Total (TCR)	Routine Major	1999-04260	4/1/99	Compliance Achieved	11/12/99
IA1509706 ECONO LODGE		Population:	37	County: CASS	
Nitrate (as N)	Routine Major	2000-01266	1/1/99	Compliance Achieved	1/24/00
Nitrate (as N)	Routine Major	2000-01267	1/1/99	Compliance Achieved	1/24/00
IA9049001 EDDYVILLE MUNI WATER DEPT		Population:	1036	County: WAPELLO	
Nitrate (as N)	Routine Major	1999-03280	4/1/98	Compliance Achieved	4/7/99
IA4135492 ELDRED SHERWOOD PARK		Population:	45	County: HANCOCK	
Coliform, Total (TCR)	Routine Major	1999-04272	4/1/99	Compliance Achieved	8/9/99
Nitrate (as N)	Routine Major	1999-04391	7/1/98	Compliance Achieved	8/9/99
IA3338010 ELGIN MUNICIPAL WATER SUPPLY		Population:	637	County: FAYETTE	
Coliform, Total (TCR)	Repeat Major	1999-05669	6/1/99	Compliance Achieved	11/12/99
IA5731201 FAIRFAX HANDIMART		Population:	504	County: LINN	
Coliform, Total (TCR)	Routine Major	2000-00382	7/1/99	Compliance Achieved	10/26/99
IA5748302 FAIRWAY DRIVE WELL ASSOCIATION INC.		Population:	25	County: LINN	
Coliform, Total (TCR)	Routine Major	2000-00638	10/1/99	Compliance Achieved	11/10/99
IA8930038 FARMINGTON WATER SUPPLY		Population:	655	County: VAN BUREN	
Coliform, Total (TCR)	Repeat Major	1999-05810	8/1/99	Compliance Achieved	10/4/99
IA7820206 FILL AND FOOD #10		Population:	164	County: POTTAWATTAMIE	
Coliform, Total (TCR)	Routine Major	1999-04466	6/1/99	Compliance Achieved	9/21/99
Nitrite (as N)	Routine Major	1999-04470	7/1/98	Compliance Achieved	9/21/99
Nitrate (as N)	Routine Major	1999-04471	7/1/98	Compliance Achieved	9/21/99
Coliform, Total (TCR)	Routine Major	2000-00591	10/1/99	Compliance Achieved	11/4/99
IA7849202 FILL AND FOOD #7		Population:	51	County: POTTAWATTAMIE	
Coliform, Total (TCR)	Routine Major	1999-04923	7/1/99	Compliance Achieved	9/20/99
Coliform, Total (TCR)	Routine Major	1999-05607	8/1/99	Compliance Achieved	9/20/99
Coliform, Total (TCR)	Routine Major	2000-00590	10/1/99	Compliance Achieved	11/18/99
IA4388201 FILLING STATION		Population:	500	County: HARRISON	
Coliform, Total (TCR)	Routine Major	2000-00374	7/1/99	Compliance Achieved	11/22/99
Nitrate (as N)	Routine Major	2000-00375	10/1/98	Compliance Achieved	11/22/99
Nitrite (as N)	Routine Major	2000-00376	10/1/98	Compliance Achieved	11/22/99

ANALYTE NAME	VIOLATION NAME	VIOLATION NUMBER	COMPLIANCE BEGIN DATE	ENFORCEMENT ACTION	DATE OF ACTION
IA3118729 FILLMORE BAR AND GRILL		Population: 55		County: DUBUQUE	
Coliform, Total (TCR)	Routine Major	1999-04647	7/1/99	Compliance Achieved	11/12/99
IA2909860 FLINT HILLS GOLF COURSE		Population: 159		County: DES MOINES	
Coliform, Total (TCR)	Routine Major	2000-00224	7/1/99	Compliance Achieved	10/4/99
Nitrate (as N)	Routine Major	2000-01211	1/1/99	NOV issued	1/14/00
Nitrite (as N)	Routine Major	2000-01212	1/1/99	NOV issued	1/14/00
IA5307101 FOOD WASTE SOLUTIONS		Population: 120		County: JONES	
Nitrate (as N)	Routine Major	1999-03343	2/1/99	Compliance Achieved	11/12/99
Nitrate (as N)	Routine Major	1999-03344	3/1/99	Compliance Achieved	11/12/99
Nitrate (as N)	Routine Major	1999-03349	2/1/99	Compliance Achieved	11/12/99
Nitrate (as N)	Routine Major	1999-03792	4/1/99	Compliance Achieved	11/12/99
Nitrate (as N)	Routine Major	2000-01298	12/1/99	Compliance Achieved	3/26/00
Atrazine	Routine Major	2000-01468	1/1/99	Compliance Achieved	2/14/00
IA9525201 FOREST CITY COW PALACE		Population: 27		County: WINNEBAGO	
Coliform, Total (TCR)	Routine Major	1999-03290	1/1/99	Compliance Achieved	5/10/99
Coliform, Total (TCR)	Routine Major	2000-00386	7/1/99	Compliance Achieved	11/1/99
IA2839907 FOUNTAIN SPRINGS-DELAWARE CONSERVATION		Population: 25		County: DELAWARE	
Coliform, Total (TCR)	Routine Major	1999-04660	7/1/99	Compliance Achieved	4/5/00
Coliform, Total (TCR)	Routine Major	1999-05589	8/1/99	Compliance Achieved	4/5/00
Coliform, Total (TCR)	Routine Major	2000-00211	9/1/99	Compliance Achieved	4/5/00
IA1694203 FREDDIES		Population: 27		County: CEDAR	
Coliform, Total (TCR)	Routine Major	1999-03281	1/1/99	Compliance Achieved	8/31/99
Nitrate (as N)	Routine Major	1999-03282	4/1/98	Compliance Achieved	8/31/99
Coliform, Total (TCR)	Routine Major	1999-04463	4/1/99	Compliance Achieved	8/31/99
IA3661884 FREMONT GOLF COURSE		Population: 129		County: FREMONT	
Nitrate (as N)	Routine Major	1999-04351	4/1/99	Compliance Achieved	12/27/99
Nitrite (as N)	Routine Major	1999-04514	7/1/98	NOV issued	8/3/99
Nitrate (as N)	Routine Major	1999-04515	7/1/98	Compliance Achieved	12/27/99
Nitrate (as N)	Routine Major	2000-00301	7/1/99	Compliance Achieved	12/27/99
Coliform, Total (TCR)	Routine Major	2000-00416	7/1/99	Compliance Achieved	12/27/99
IA5282306 GALLERY ACRES WEST		Population: 50		County: JOHNSON	
Coliform, Total (TCR)	Routine Major	1999-00921	1/1/99	Compliance Achieved	2/3/99
Coliform, Total (TCR)	Routine Major	2000-00379	9/1/99	Compliance Achieved	10/25/99
IA4910200 GASSMAN'S MHP & SPRUCE HARBOR INN		Population: 50		County: JACKSON	
Nitrate (as N)	Routine Major	2000-00347	7/1/99	Compliance Achieved	2/4/00
Nitrate (as N)	Routine Major	2000-01260	10/1/99	Compliance Achieved	2/4/00
IA5225312 GATEWAY DEVELOPMENT		Population: 25		County: JOHNSON	
Coliform, Total (TCR)	Routine Major	2000-00979	10/1/99	Compliance Achieved	1/18/00
Nitrate (as N)	Routine Major	2000-01272	1/1/99	NOV issued	1/14/00
Nitrite (as N)	Routine Major	2000-01273	1/1/99	NOV issued	1/14/00
Toluene	Routine Major	2000-01435	10/1/99	Compliance Achieved	2/17/00
IA9433188 GEORGIA PACIFIC CORP GYPSUM DIV.		Population: 160		County: WEBSTER	
Coliform, Total (TCR)	Routine Major	1999-00942	2/1/99	Compliance Achieved	6/28/99
Coliform, Total (TCR)	Routine Major	1999-04342	4/1/99	Compliance Achieved	8/31/99
IA5784313 GLENN OAKS ADDITION		Population: 88		County: LINN	
Gross Alpha, excluding Rn & U	Routine Major	1999-03509	4/1/95	Compliance Achieved	11/12/99

ANALYTE NAME	VIOLATION NAME	VIOLATION NUMBER	COMPLIANCE BEGIN DATE	ENFORCEMENT ACTION	DATE OF ACTION
IA5252802 GRACE COMMUNITY CHURCH		Population:	151	County: JOHNSON	
Nitrate (as N)	Routine Major	1999-03180	4/1/98	Compliance Achieved	7/21/99
IA3730098 GRAND JCT MUNICIPAL WATER DEPT		Population:	808	County: GREENE	
Coliform, Total (TCR)	Routine Major	1999-03106	3/1/99	Compliance Achieved	4/6/99
IA1211821 GRANDMA'S SNACK SHOP		Population:	46	County: BUTLER	
Nitrate (as N)	Routine Major	1999-03218	4/1/98	Compliance Achieved	3/29/99
Nitrite (as N)	Routine Major	1999-03219	4/1/98	Compliance Achieved	3/29/99
Coliform, Total (TCR)	Routine Major	2000-00120	7/1/99	Compliance Achieved	10/5/99
IA8429002 GRANVILLE WATER SUPPLY		Population:	298	County: SIOUX	
Gross Alpha, excluding Rn & U	Routine Major	1999-04677	7/1/95	Compliance Achieved	9/15/99
Coliform, Total (TCR)	Routine Major	1999-04678	7/1/99	Compliance Achieved	8/16/99
IA6469906 GREEN CASTLE RECREATION AREA		Population:	25	County: MARSHALL	
Coliform, Total (TCR)	Routine Major	2000-00217	9/1/99	Compliance Achieved	10/15/99
IA3126307 GREENBRIAR SUBDIVISION		Population:	52	County: DUBUQUE	
Coliform, Total (TCR)	Routine Major	1999-05591	8/1/99	Compliance Achieved	11/12/99
Nitrate (as N)	Routine Major	2000-01199	1/1/99	Compliance Achieved	1/11/00
IA1253851 GREENE LANES		Population:	41	County: FLOYD	
Coliform, Total (TCR)	Routine Major	2000-00127	7/1/99	Compliance Achieved	12/13/99
IA7736801 GRIMES UNITED METHODIST CHURCH		Population:	207	County: POLK	
Coliform, Total (TCR)	Repeat Major	1999-03478	4/1/99	Compliance Achieved	5/18/99
Fluoride	Routine Major	1999-04520	4/1/99	Compliance Achieved	8/9/99
IA5327201 HALE TAP		Population:	29	County: JONES	
Coliform, Total (TCR)	Routine Major	1999-03323	3/1/99	Compliance Achieved	11/12/99
Coliform, Total (TCR)	Routine Major	1999-03806	4/1/99	Compliance Achieved	11/12/99
Nitrate (as N)	Routine Major	1999-04501	4/1/99	Compliance Achieved	3/14/00
Coliform, Total (TCR)	Routine Major	1999-05617	8/1/99	Compliance Achieved	11/12/99
Nitrate (as N)	Routine Major	2000-00413	7/1/99	Compliance Achieved	3/14/00
Nitrate (as N)	Routine Major	2000-01311	10/1/99	Compliance Achieved	3/14/00
IA4103201 HANCOCK COUNTY FAIRGROUNDS		Population:	27	County: HANCOCK	
Nitrate (as N)	Routine Major	1999-04459	7/1/98	Compliance Achieved	8/9/99
Nitrite (as N)	Routine Major	1999-04460	7/1/98	Compliance Achieved	8/9/99
IA2268768 HANK'S TAVERN		Population:	32	County: CLAYTON	
Coliform, Total (TCR)	Routine Major	1999-00904	1/1/99	Compliance Achieved	3/11/99
IA0330705 HARBOR HOUSE		Population:	105	County: ALLAMAKEE	
Coliform, Total (TCR)	Routine Major	2000-00470	10/1/99	Compliance Achieved	12/8/99
IA5225202 HARGRAVE-MCELENEY, INC.		Population:	185	County: JOHNSON	
Coliform, Total (TCR)	Routine Major	2000-00099	7/1/99	Compliance Achieved	10/18/99
IA2839203 HART RIDGE GOLF COURSE		Population:	167	County: DELAWARE	
Nitrate (as N)	Routine Major	2000-00324	9/1/99	Compliance Achieved	10/11/99
Nitrate (as N)	Routine Major	2000-00783	11/1/99	Compliance Achieved	5/23/00
Coliform, Total (TCR)	Routine Major	2000-00961	10/1/99	Compliance Achieved	4/17/00
IA9425401 HIDDEN ACRES CHRISTIAN CENTER		Population:	1409	County: WEBSTER	
Nitrate (as N)	Routine Major	2000-01269	1/1/99	Compliance Achieved	3/16/00
IA8209802 HIDDEN HILLS GOLF COURSE		Population:	25	County: SCOTT	
Nitrate (as N)	Routine Major	1999-04376	7/1/98	Compliance Achieved	6/14/99
IA9200600 HIDDEN VALLEY MOBILE HOME COURT		Population:	46	County: WASHINGTON	
Nitrate (as N)	Routine Major	2000-01263	1/1/99	Compliance Achieved	1/26/00

ANALYTE NAME	VIOLATION NAME	VIOLATION NUMBER	COMPLIANCE BEGIN DATE	ENFORCEMENT ACTION	DATE OF ACTION
IA5221519 HILLS SCHOOL-IC COMM SCHOOLS		Population:	285	County: JOHNSON	
Coliform, Total (TCR)	Repeat Major	1999-03376	1/1/99	Compliance Achieved	2/15/99
IA7048308 HILLTOP SOUTH HOA		Population:	55	County: MUSCATINE	
Coliform, Total (TCR)	Routine Major	1999-04477	6/1/99	Compliance Achieved	7/7/99
Coliform, Total (TCR)	Repeat Major	1999-05809	8/1/99	Compliance Achieved	10/21/99
Coliform, Total (TCR)	Repeat Major	2000-00482	9/1/99	Compliance Achieved	10/21/99
IA5715204 HITTER'S SPORTS PARK		Population:	400	County: LINN	
Nitrate (as N)	Routine Major	1999-04352	7/1/98	Compliance Achieved	7/12/99
Nitrate (as N)	Confirmation/Check Major	1999-05737	7/1/99	Compliance Achieved	11/12/99
IA7822443 HONEY CREEK CAMPGROUNDS		Population:	51	County: POTTAWATTAMIE	
Nitrate (as N)	Routine Major	2000-00358	10/1/98	Compliance Achieved	10/27/99
IA5720421 HOWARD H CHERRY SCOUT RESERVATION		Population:	153	County: LINN	
Nitrate (as N)	Routine Major	1999-03152	4/1/98	Compliance Achieved	5/4/99
Nitrate (as N)	Routine Major	1999-03267	4/1/98	Compliance Achieved	5/4/99
IA5208101 HUBBARD FEEDS INC. (CORALVILLE)		Population:	37	County: JOHNSON	
Nitrate (as N)	Routine Major	2000-00311	10/1/98	Compliance Achieved	11/12/99
IA4641884 HUMBOLDT COUNTRY CLUB		Population:	82	County: HUMBOLDT	
Nitrite (as N)	Routine Major	1999-04396	7/1/98	Compliance Achieved	8/10/99
IA2424108 IBP, INC.(DENISON PLANT)		Population:	350	County: CRAWFORD	
Coliform, Total (TCR)	Routine Major	2000-00959	10/1/99	Compliance Achieved	1/10/00
IA1000600 INDEPENDENCE MOBILE HOME PARK		Population:	60	County: BUCHANAN	
Coliform, Total (TCR)	Routine Major	1999-00003	2/1/99	Compliance Achieved	11/12/99
Coliform, Total (TCR)	Routine Major	1999-00928	2/1/99	Compliance Achieved	5/27/99
Coliform, Total (TCR)	Routine Major	1999-03484	4/1/99	Compliance Achieved	11/12/99
IA3290400 INGHAM LAKE LUTHERAN CAMP		Population:	87	County: EMMET	
Coliform, Total (TCR)	Routine Major	1999-04268	4/1/99	Compliance Achieved	8/16/99
Nitrate (as N)	Routine Major	1999-04409	7/1/98	Compliance Achieved	8/16/99
IA2900900 IOWA ARMY AMMUNITION PLANT		Population:	900	County: DES MOINES	
Coliform, Total (TCR)	Routine Major	1999-03096	3/1/99	Compliance Achieved	4/30/00
IA5200847 IOWA CITY REHABILITATION & HEALTH CARE C		Population:	128	County: JOHNSON	
Coliform, Total (TCR)	Routine Major	1999-00918	1/1/99	Compliance Achieved	2/2/99
IA8222801 IZAAK WALTON LEAGUE-DAVENPORT		Population:	50	County: SCOTT	
Coliform, Total (TCR)	Routine Major	1999-03143	1/1/99	Compliance Achieved	5/17/99
Coliform, Total (TCR)	Repeat Major	1999-03961	4/1/99	Compliance Achieved	6/30/99
IA5225803 IZAAK WALTON LEAGUE-IOWA CITY		Population:	34	County: JOHNSON	
Nitrite (as N)	Routine Major	2000-01258	1/1/99	NOV issued	1/20/00
IA2234441 J WOOD PARK		Population:	25	County: CLAYTON	
Coliform, Total (TCR)	Repeat Major	1999-04170	4/1/99	Compliance Achieved	11/12/99
Nitrate (as N)	Routine Major	2000-00335	7/1/99	Compliance Achieved	4/11/00
IA9661201 JACKSON HEIGHTS GOLF COURSE		Population:	27	County: WINNESHIEK	
Nitrate (as N)	Routine Major	1999-04476	4/1/99	Compliance Achieved	7/19/99
IA1335001 JOLLEY WATER SUPPLY		Population:	68	County: CALHOUN	
Coliform, Total (TCR)	Routine Major	2000-00137	9/1/99	Compliance Achieved	10/18/99
Nitrate (as N)	Routine Major	2000-01264	1/1/99	Compliance Achieved	2/1/00
IA3353201 K MART		Population:	875	County: FAYETTE	
Nitrate (as N)	Routine Major	1999-03655	4/1/99	Compliance Achieved	11/12/99
Coliform, Total (TCR)	Routine Major	2000-00266	7/1/99	Compliance Achieved	11/12/99
Nitrate (as N)	Routine Major	2000-00361	9/1/99	Compliance Achieved	11/12/99

June 2000

ANALYTE NAME	VIOLATION NAME	VIOLATION NUMBER	COMPLIANCE BEGIN DATE	ENFORCEMENT ACTION	DATE OF ACTION
IA9233801 KALONA GOLF COURSE		Population:	44	County: WASHINGTON	
Nitrate (as N)	Routine Major	1999-04382	7/1/98	Compliance Achieved	8/16/99
IA0712204 KATHY'S KORNER		Population:	50	County: BLACK HAWK	
Coliform, Total (TCR)	Routine Major	2000-01422	10/1/99	Compliance Achieved	12/30/99
IA8040015 KELLERTON WATER SUPPLY		Population:	314	County: RINGGOLD	
Coliform, Total (TCR)	Routine Major	2000-01005	12/1/99	Compliance Achieved	1/3/00
IA2223871 KINGDOM HALL		Population:	50	County: CLAYTON	
Nitrate (as N)	Routine Major	1999-03284	4/1/98	Compliance Achieved	11/12/99
Coliform, Total (TCR)	Repeat Major	2000-00495	10/1/99	Compliance Achieved	12/14/99
IA1970771 KLUNDER KAFE		Population:	106	County: CHICKASAW	
Nitrite (as N)	Routine Major	1999-03299	4/1/98	Compliance Achieved	8/24/99
Coliform, Total (TCR)	Routine Major	1999-04242	4/1/99	Compliance Achieved	7/26/99
Coliform, Total (TCR)	Routine Major	1999-05765	8/1/99	Compliance Achieved	11/12/99
Coliform, Total (TCR)	Repeat Major	1999-05766	7/1/99	Compliance Achieved	11/12/99
IA0375301 KOUNTRY SCHOOL		Population:	76	County: CLAYTON	
Coliform, Total (TCR)	Routine Major	1999-03083	1/1/99	Compliance Achieved	11/12/99
Nitrate (as N)	Routine Major	1999-03164	4/1/98	Compliance Achieved	11/2/99
Nitrate (as N)	Confirmation/Check Major	1999-05635	4/1/99	Compliance Achieved	12/15/99
Coliform, Total (TCR)	Repeat Major	1999-05812	7/1/99	Compliance Achieved	11/12/99
IA1957201 L T TAP		Population:	25	County: CHICKASAW	
Nitrate (as N)	Routine Major	1999-03289	1/1/99	Compliance Achieved	11/12/99
Nitrate (as N)	Routine Major	1999-05609	8/1/99	Compliance Achieved	11/8/99
Nitrate (as N)	Routine Major	2000-00385	9/1/99	Compliance Achieved	11/8/99
Nitrate (as N)	Routine Major	2000-00636	10/1/99	Compliance Achieved	11/8/99
Coliform, Total (TCR)	Repeat Major	2000-00936	12/1/99	Compliance Achieved	2/15/00
Nitrate (as N)	Routine Major	2000-01286	12/1/99	Compliance Achieved	2/15/00
IA4945052 LA MOTTE WATER SUPPLY		Population:	309	County: JACKSON	
Nitrate (as N)	Routine Major	1999-03262	4/1/98	Compliance Achieved	11/12/99
IA5282944 LAKE MACBRIDE STATE PARK-BEACH		Population:	60	County: JOHNSON	
Coliform, Total (TCR)	Routine Major	2000-00130	9/1/99	Compliance Achieved	10/12/99
IA5282941 LAKE MACBRIDE STATE PARK-EAST		Population:	27	County: JOHNSON	
Coliform, Total (TCR)	Routine Major	2000-00129	9/1/99	Compliance Achieved	10/12/99
IA5200912 LAKE MACBRIDE STATE PARK-NORTH		Population:	25	County: JOHNSON	
Coliform, Total (TCR)	Routine Major	2000-00095	9/1/99	Compliance Achieved	10/12/99
IA5225315 LAKE RIDGE, INCORPORATED		Population:	650	County: JOHNSON	
Nitrate (as N)	Routine Major	1999-03169	4/1/98	Compliance Achieved	5/5/99
Xylenes	Routine Major	1999-04518	4/1/99	Compliance Achieved	10/5/99
IA1716301 LAKESHORE WATER ASSOCIATION		Population:	32	County: CERRO GORDO	
Coliform, Total (TCR)	Routine Major	1999-04169	6/1/99	Compliance Achieved	8/2/99

ANALYTE NAME	VIOLATION NAME	VIOLATION NUMBER	COMPLIANCE BEGIN DATE	ENFORCEMENT ACTION	DATE OF ACTION
IA8200605 LAKESIDE MANOR PARK		Population:	89	County:	SCOTT
Coliform, Total (TCR)	Routine Major	1999-00959	2/1/99	Compliance Achieved	3/8/99
Alachlor (Lasso)	Routine Major	2000-01165	1/1/95	NOV issued	1/14/00
Atrazine	Routine Major	2000-01166	1/1/95	NOV issued	1/14/00
Benzo (a) Pyrene	Routine Major	2000-01167	1/1/95	NOV issued	1/14/00
2,4-D	Routine Major	2000-01168	1/1/95	NOV issued	1/14/00
Dalapon	Routine Major	2000-01169	1/1/95	NOV issued	1/14/00
Di(2-Ethylhexyl) - Adipate	Routine Major	2000-01170	1/1/95	NOV issued	1/14/00
Di(2-Ethylhexyl) - Phthalate	Routine Major	2000-01171	1/1/95	NOV issued	1/14/00
Dinoseb	Routine Major	2000-01172	1/1/95	NOV issued	1/14/00
Pentachlorophenol	Routine Major	2000-01173	1/1/95	NOV issued	1/14/00
Picloram	Routine Major	2000-01174	1/1/95	NOV issued	1/14/00
Simazine	Routine Major	2000-01175	1/1/95	NOV issued	1/14/00
2,4,5-TP (Silvex)	Routine Major	2000-01176	1/1/95	NOV issued	1/14/00
Benzene	Routine Major	2000-01178	1/1/95	NOV issued	1/14/00
Carbon Tetrachloride	Routine Major	2000-01179	1/1/95	NOV issued	1/14/00
o-Dichlorobenzene	Routine Major	2000-01180	1/1/95	NOV issued	1/14/00
p-Dichlorobenzene	Routine Major	2000-01181	1/1/95	NOV issued	1/14/00
1,2-Dichloroethane	Routine Major	2000-01182	1/1/95	NOV issued	1/14/00
cis-1,2-Dichloroethylene	Routine Major	2000-01183	1/1/95	NOV issued	1/14/00
1,1-Dichloroethylene	Routine Major	2000-01184	1/1/95	NOV issued	1/14/00
trans-1,2-Dichloroethylene	Routine Major	2000-01185	1/1/95	NOV issued	1/14/00
Dichloromethane	Routine Major	2000-01186	1/1/95	NOV issued	1/14/00
1,2-Dichloropropane	Routine Major	2000-01187	1/1/95	NOV issued	1/14/00
Ethylbenzene	Routine Major	2000-01188	1/1/95	NOV issued	1/14/00
Monochlorobenzene	Routine Major	2000-01189	1/1/95	NOV issued	1/14/00
Styrene	Routine Major	2000-01190	1/1/95	NOV issued	1/14/00
Tetrachloroethylene	Routine Major	2000-01191	1/1/95	NOV issued	1/14/00
Toluene	Routine Major	2000-01192	1/1/95	NOV issued	1/14/00
1,2,4-Trichlorobenzene	Routine Major	2000-01193	1/1/95	NOV issued	1/14/00
1,1,1-Trichloroethane	Routine Major	2000-01194	1/1/95	NOV issued	1/14/00
1,1,2-Trichloroethane	Routine Major	2000-01195	1/1/95	NOV issued	1/14/00
Trichloroethylene	Routine Major	2000-01196	1/1/95	NOV issued	1/14/00
Vinyl Chloride	Routine Major	2000-01197	1/1/95	NOV issued	1/14/00
Xylenes	Routine Major	2000-01198	1/1/95	NOV issued	1/14/00
IA3300769 LAKEVIEW GOLF COURSE, INC.		Population:	41	County:	FAYETTE
Nitrate (as N)	Routine Major	2000-00299	9/1/99	Compliance Achieved	12/20/99
IA7048732 LAMPLIGHT INN		Population:	25	County:	MUSCATINE
Coliform, Total (TCR)	Routine Major	2000-01000	10/1/99	Compliance Achieved	1/24/00
IA1449053 LANESBORO WATER WORKS		Population:	182	County:	CARROLL
Coliform, Total (TCR)	Routine Major	1999-03486	4/1/99	Compliance Achieved	5/26/99
IA6050059 LARCHWOOD WATER SUPPLY		Population:	739	County:	LYON
Gross Alpha, excluding Rn & U	Routine Major	2000-01544	7/1/95	NOV issued	3/9/00
IA1957064 LAWLER WATER SUPPLY		Population:	517	County:	CHICKASAW
Nitrate (as N)	Routine Major	1999-03233	4/1/98	Compliance Achieved	5/5/99

ANALYTE NAME	VIOLATION NAME	VIOLATION NUMBER	COMPLIANCE BEGIN DATE	ENFORCEMENT ACTION	DATE OF ACTION
IA8748075 LENOX WATER SUPPLY		Population:	1303	County: TAYLOR	
Gross Alpha, excluding Rn & U	Routine Major	2000-00434	4/1/95	Compliance Achieved	10/27/99
IA6769422 LIGHTHOUSE MARINA		Population:	30	County: MONONA	
Coliform, Total (TCR)	Routine Major	1999-00059	2/1/99	Compliance Achieved	3/19/99
IA2307201 LINK'S		Population:	25	County: CLINTON	
Nitrate (as N)	Routine Major	1999-04007	5/1/99	Compliance Achieved	6/29/99
IA4333089 LITTLE SIOUX WATER DEPARTMENT		Population:	205	County: HARRISON	
Nitrate (as N)	Routine Major	2000-01127	1/1/99	Compliance Achieved	2/22/00
IA0520905 LITTLEFIELD REC AREA		Population:	25	County: AUDUBON	
Coliform, Total (TCR)	Routine Major	2000-00062	7/1/99	Compliance Achieved	10/26/99
Coliform, Total (TCR)	Routine Major	2000-00404	7/1/99	Compliance Achieved	10/26/99
Nitrate (as N)	Routine Major	2000-01262	1/1/99	Compliance Achieved	5/9/00
Nitrate (as N)	Routine Major	2000-01293	1/1/99	Compliance Achieved	5/9/00
IA4337571 LOGAN HEAD START CENTER		Population:	53	County: HARRISON	
Coliform, Total (TCR)	Repeat Major	1999-03374	2/1/99	Compliance Achieved	9/16/99
IA4515202 LONG BRANCH SALOON		Population:	27	County: HOWARD	
Nitrate (as N)	Routine Major	1999-03279	1/1/99	Compliance Achieved	11/12/99
Coliform, Total (TCR)	Routine Major	2000-00371	7/1/99	Compliance Achieved	11/12/99
Nitrate (as N)	Routine Major	2000-00372	7/1/99	Compliance Achieved	11/12/99
Coliform, Total (TCR)	Routine Major	2000-01282	10/1/99	Compliance Achieved	11/12/99
IA4955725 LONG BRANCH TAVERN		Population:	35	County: JACKSON	
Coliform, Total (TCR)	Routine Major	1999-03115	1/1/99	Compliance Achieved	4/3/00
Nitrate (as N)	Routine Major	1999-03206	7/1/93	Compliance Achieved	4/3/00
Coliform, Total (TCR)	Routine Major	1999-04278	4/1/99	Compliance Achieved	4/3/00
Coliform, Total (TCR)	Routine Major	2000-00079	7/1/99	Compliance Achieved	4/3/00
Coliform, Total (TCR)	Routine Major	2000-00976	10/1/99	Compliance Achieved	4/3/00
IA7000689 LOUISA COURTS MHP & SALES		Population:	130	County: MUSCATINE	
Nitrate (as N)	Routine Major	1999-03181	4/1/98	Compliance Achieved	5/10/99
IA1656001 LOWDEN WATER SUPPLY		Population:	726	County: CEDAR	
Coliform, Total (TCR)	Routine Major	1999-03980	5/1/99	Compliance Achieved	4/20/99
IA5715209 LOYAL ORDER OF THE MOOSE LODGE/C RAPIDS		Population:	25	County: LINN	
Coliform, Total (TCR)	Routine Major	2000-01326	10/1/99	Compliance Achieved	1/26/00
Nitrite (as N)	Routine Major	2000-01327	1/1/99	Compliance Achieved	1/26/00
IA4260208 LOYAL ORDER OF THE MOOSE-IOWA FALLS		Population:	71	County: HARDIN	
Nitrate (as N)	Routine Major	1999-03214	4/1/98	Compliance Achieved	5/17/99
IA5551006 LU VERNE WATER SUPPLY		Population:	328	County: KOSSUTH	
Gross Alpha, excluding Rn & U	Routine Major	1999-03504	4/1/95	Compliance Achieved	6/15/99
IA7841014 MACEDONIA WATER SUPPLY		Population:	262	County: POTTAWATTAMIE	
Nitrate (as N)	Routine Major	1999-03302	4/1/98	Compliance Achieved	5/10/99
IA2839202 MANCHESTER LIVESTOCK AUCTION/COUNTRY		Population:	123	County: DELAWARE	
Coliform, Total (TCR)	Routine Major	1999-03317	1/1/99	Compliance Achieved	11/12/99
Nitrate (as N)	Routine Major	1999-03318	4/1/98	Compliance Achieved	11/12/99
IA1351027 MANSON WATER SUPPLY		Population:	1844	County: CALHOUN	
Fluoride	Routine Major	2000-00080	7/1/99	Compliance Achieved	11/8/99
IA0975895 MAPLE HILLS COUNTRY CLUB		Population:	55	County: BREMER	
Coliform, Total (TCR)	Routine Major	2000-00734	11/1/99	Compliance Achieved	1/27/00

ANALYTE NAME	VIOLATION NAME	VIOLATION NUMBER	COMPLIANCE BEGIN DATE	ENFORCEMENT ACTION	DATE OF ACTION
IA1400875	MAPLE RIVER WESTSIDE WATERLINE	Population:	75	County: CARROLL	
Coliform, Total (TCR)	Routine Major	1999-00005	2/1/99	Compliance Achieved	3/24/99
Coliform, Total (TCR)	Routine Major	1999-00964	2/1/99	Compliance Achieved	4/12/99
IA4950923	MAQUOKETA CAVES STATE PARK #3	Population:	40	County: JACKSON	
Nitrite (as N)	Routine Major	1999-04404	7/1/98	Compliance Achieved	10/18/99
Nitrite (as N)	Confirmation/Check Major	1999-05736	7/1/99	Compliance Achieved	10/18/99
IA4843897	MARENGO GOLF CLUB	Population:	35	County: IOWA	
Nitrate (as N)	Routine Major	2000-00309	10/1/98	NOV issued	10/21/99
IA9203461	MARR PARK	Population:	148	County: WASHINGTON	
Nitrate (as N)	Routine Major	1999-04394	7/1/98	Compliance Achieved	4/24/00
IA7820801	MARTIN ORCHARDS	Population:	310	County: POTTAWATTAMIE	
Coliform, Total (TCR)	Routine Major	1999-04451	4/1/99	Compliance Achieved	8/11/99

ANALYTE NAME	VIOLATION NAME	VIOLATION NUMBER	COMPLIANCE BEGIN DATE	ENFORCEMENT ACTION	DATE OF ACTION
IA1750048 MASON CITY WATER DEPARTMENT		Population:	29040	County:	CERRO GORDO
Benzene	Routine Major	2000-01018	1/1/95	Compliance Achieved	2/7/00
Carbon Tetrachloride	Routine Major	2000-01019	1/1/95	Compliance Achieved	2/7/00
o-Dichlorobenzene	Routine Major	2000-01020	1/1/95	Compliance Achieved	2/7/00
p-Dichlorobenzene	Routine Major	2000-01021	1/1/95	Compliance Achieved	2/7/00
1,2-Dichloroethane	Routine Major	2000-01022	1/1/95	Compliance Achieved	2/7/00
cis-1,2-Dichloroethylene	Routine Major	2000-01023	1/1/95	Compliance Achieved	2/7/00
1,1-Dichloroethylene	Routine Major	2000-01024	1/1/95	Compliance Achieved	2/7/00
trans-1,2-Dichloroethylene	Routine Major	2000-01025	1/1/95	Compliance Achieved	2/7/00
Dichloromethane	Routine Major	2000-01026	1/1/95	Compliance Achieved	2/7/00
1,2-Dichloropropane	Routine Major	2000-01027	1/1/95	Compliance Achieved	2/7/00
Ethylbenzene	Routine Major	2000-01028	1/1/95	Compliance Achieved	2/7/00
Monochlorobenzene	Routine Major	2000-01029	1/1/95	Compliance Achieved	2/7/00
Styrene	Routine Major	2000-01030	1/1/95	Compliance Achieved	2/7/00
Tetrachloroethylene	Routine Major	2000-01031	1/1/95	Compliance Achieved	2/7/00
Toluene	Routine Major	2000-01032	1/1/95	Compliance Achieved	2/7/00
1,2,4-Trichlorobenzene	Routine Major	2000-01033	1/1/95	Compliance Achieved	2/7/00
1,1,1-Trichloroethane	Routine Major	2000-01034	1/1/95	Compliance Achieved	2/7/00
1,1,2-Trichloroethane	Routine Major	2000-01035	1/1/95	Compliance Achieved	2/7/00
Trichloroethylene	Routine Major	2000-01036	1/1/95	Compliance Achieved	2/7/00
Vinyl Chloride	Routine Major	2000-01037	1/1/95	Compliance Achieved	2/7/00
Xylenes	Routine Major	2000-01038	1/1/95	Compliance Achieved	2/7/00
Alachlor (Lasso)	Routine Major	2000-01039	1/1/95	Compliance Achieved	2/7/00
Atrazine	Routine Major	2000-01040	1/1/95	Compliance Achieved	2/7/00
Benzo (a) Pyrene	Routine Major	2000-01041	1/1/95	Compliance Achieved	2/7/00
2,4-D	Routine Major	2000-01042	1/1/95	Compliance Achieved	2/7/00
Dalapon	Routine Major	2000-01043	1/1/95	Compliance Achieved	2/7/00
Di(2-Ethylhexyl) - Adipate	Routine Major	2000-01044	1/1/95	Compliance Achieved	2/7/00
Di(2-Ethylhexyl) - Phthalate	Routine Major	2000-01045	1/1/95	Compliance Achieved	2/7/00
Dinoseb	Routine Major	2000-01046	1/1/95	Compliance Achieved	2/7/00
Pentachlorophenol	Routine Major	2000-01047	1/1/95	Compliance Achieved	2/7/00
Picloram	Routine Major	2000-01048	1/1/95	Compliance Achieved	2/7/00
Simazine	Routine Major	2000-01049	1/1/95	Compliance Achieved	2/7/00
2,4,5-TP (Silvex)	Routine Major	2000-01050	1/1/95	Compliance Achieved	2/7/00
Benzene	Routine Major	2000-01051	1/1/95	Compliance Achieved	2/7/00
Carbon Tetrachloride	Routine Major	2000-01052	1/1/95	Compliance Achieved	2/7/00
o-Dichlorobenzene	Routine Major	2000-01053	1/1/95	Compliance Achieved	2/7/00
p-Dichlorobenzene	Routine Major	2000-01054	1/1/95	Compliance Achieved	2/7/00
1,2-Dichloroethane	Routine Major	2000-01055	1/1/95	Compliance Achieved	2/7/00
cis-1,2-Dichloroethylene	Routine Major	2000-01056	1/1/95	Compliance Achieved	2/7/00
1,1-Dichloroethylene	Routine Major	2000-01057	1/1/95	Compliance Achieved	2/7/00
trans-1,2-Dichloroethylene	Routine Major	2000-01058	1/1/95	Compliance Achieved	2/7/00
Dichloromethane	Routine Major	2000-01059	1/1/95	Compliance Achieved	2/7/00
1,2-Dichloropropane	Routine Major	2000-01060	1/1/95	Compliance Achieved	2/7/00

June 2000

ANALYTE NAME	VIOLATION NAME	VIOLATION NUMBER	COMPLIANCE BEGIN DATE	ENFORCEMENT ACTION	DATE OF ACTION
Ethylbenzene	Routine Major	2000-01061	1/1/95	Compliance Achieved	2/7/00
Monochlorobenzene	Routine Major	2000-01062	1/1/95	Compliance Achieved	2/7/00
Styrene	Routine Major	2000-01063	1/1/95	Compliance Achieved	2/7/00
Tetrachloroethylene	Routine Major	2000-01064	1/1/95	Compliance Achieved	2/7/00
Toluene	Routine Major	2000-01065	1/1/95	Compliance Achieved	2/7/00
1,2,4-Trichlorobenzene	Routine Major	2000-01066	1/1/95	Compliance Achieved	2/7/00
1,1,1-Trichloroethane	Routine Major	2000-01067	1/1/95	Compliance Achieved	2/7/00
1,1,2-Trichloroethane	Routine Major	2000-01068	1/1/95	Compliance Achieved	2/7/00
Trichloroethylene	Routine Major	2000-01069	1/1/95	Compliance Achieved	2/7/00
Vinyl Chloride	Routine Major	2000-01070	1/1/95	Compliance Achieved	2/7/00
Xylenes	Routine Major	2000-01071	1/1/95	Compliance Achieved	2/7/00
Alachlor (Lasso)	Routine Major	2000-01072	1/1/95	Compliance Achieved	2/7/00
Atrazine	Routine Major	2000-01073	1/1/95	Compliance Achieved	2/7/00
Benzo (a) Pyrene	Routine Major	2000-01074	1/1/95	Compliance Achieved	2/7/00
2,4-D	Routine Major	2000-01075	1/1/95	Compliance Achieved	2/7/00
Dalapon	Routine Major	2000-01076	1/1/95	Compliance Achieved	2/7/00
Di(2-Ethylhexyl) - Adipate	Routine Major	2000-01077	1/1/95	Compliance Achieved	2/7/00
Di(2-Ethylhexyl) - Phthalate	Routine Major	2000-01078	1/1/95	Compliance Achieved	2/7/00
Dinoseb	Routine Major	2000-01079	1/1/95	Compliance Achieved	2/7/00
Pentachlorophenol	Routine Major	2000-01080	1/1/95	Compliance Achieved	2/7/00
Picloram	Routine Major	2000-01081	1/1/95	Compliance Achieved	2/7/00
Simazine	Routine Major	2000-01082	1/1/95	Compliance Achieved	2/7/00
2,4,5-TP (Silvex)	Routine Major	2000-01083	1/1/95	Compliance Achieved	2/7/00
Benzene	Routine Major	2000-01084	1/1/95	Compliance Achieved	2/7/00
Carbon Tetrachloride	Routine Major	2000-01085	1/1/95	Compliance Achieved	2/7/00
o-Dichlorobenzene	Routine Major	2000-01086	1/1/95	Compliance Achieved	2/7/00
p-Dichlorobenzene	Routine Major	2000-01087	1/1/95	Compliance Achieved	2/7/00
1,2-Dichloroethane	Routine Major	2000-01088	1/1/95	Compliance Achieved	2/7/00
cis-1,2-Dichloroethylene	Routine Major	2000-01089	1/1/95	Compliance Achieved	2/7/00
1,1-Dichloroethylene	Routine Major	2000-01090	1/1/95	Compliance Achieved	2/7/00
trans-1,2-Dichloroethylene	Routine Major	2000-01091	1/1/95	Compliance Achieved	2/7/00
Dichloromethane	Routine Major	2000-01092	1/1/95	Compliance Achieved	2/7/00
1,2-Dichloropropane	Routine Major	2000-01093	1/1/95	Compliance Achieved	2/7/00
Ethylbenzene	Routine Major	2000-01094	1/1/95	Compliance Achieved	2/7/00
Monochlorobenzene	Routine Major	2000-01095	1/1/95	Compliance Achieved	2/7/00
Styrene	Routine Major	2000-01096	1/1/95	Compliance Achieved	2/7/00
Tetrachloroethylene	Routine Major	2000-01097	1/1/95	Compliance Achieved	2/7/00
Toluene	Routine Major	2000-01098	1/1/95	Compliance Achieved	2/7/00
1,2,4-Trichlorobenzene	Routine Major	2000-01099	1/1/95	Compliance Achieved	2/7/00
1,1,1-Trichloroethane	Routine Major	2000-01100	1/1/95	Compliance Achieved	2/7/00
1,1,2-Trichloroethane	Routine Major	2000-01101	1/1/95	Compliance Achieved	2/7/00
Trichloroethylene	Routine Major	2000-01102	1/1/95	Compliance Achieved	2/7/00
Vinyl Chloride	Routine Major	2000-01103	1/1/95	Compliance Achieved	2/7/00
Xylenes	Routine Major	2000-01104	1/1/95	Compliance Achieved	2/7/00

June 2000

ANALYTE NAME	VIOLATION NAME	VIOLATION NUMBER	COMPLIANCE BEGIN DATE	ENFORCEMENT ACTION	DATE OF ACTION
Alachlor (Lasso)	Routine Major	2000-01105	1/1/95	Compliance Achieved	2/7/00
Atrazine	Routine Major	2000-01106	1/1/95	Compliance Achieved	2/7/00
Benzo (a) Pyrene	Routine Major	2000-01107	1/1/95	Compliance Achieved	2/7/00
2,4-D	Routine Major	2000-01108	1/1/95	Compliance Achieved	2/7/00
Dalapon	Routine Major	2000-01109	1/1/95	Compliance Achieved	2/7/00
Di(2-Ethylhexyl) - Adipate	Routine Major	2000-01110	1/1/95	Compliance Achieved	2/7/00
Di(2-Ethylhexyl) - Phthalate	Routine Major	2000-01111	1/1/95	Compliance Achieved	2/7/00
Dinoseb	Routine Major	2000-01112	1/1/95	Compliance Achieved	2/7/00
Pentachlorophenol	Routine Major	2000-01113	1/1/95	Compliance Achieved	2/7/00
Picloram	Routine Major	2000-01114	1/1/95	Compliance Achieved	2/7/00
Simazine	Routine Major	2000-01115	1/1/95	Compliance Achieved	2/7/00
2,4,5-TP (Silvex)	Routine Major	2000-01116	1/1/95	Compliance Achieved	2/7/00
IA4260807 MEADOW HILLS GOLF COURSE		Population:	44	County: HARDIN	
Nitrite (as N)	Routine Major	1999-04457	7/1/98	Compliance Achieved	10/20/99
Nitrate (as N)	Routine Major	1999-04458	7/1/98	Compliance Achieved	10/20/99
IA5751301 MEADOW KNOLLS ADDITION		Population:	59	County: LINN	
Coliform, Total (TCR)	Routine Major	1999-00047	2/1/99	Compliance Achieved	11/12/99
Coliform, Total (TCR)	Routine Major	1999-00936	2/1/99	Compliance Achieved	4/30/99
Coliform, Total (TCR)	Routine Major	1999-03129	3/1/99	Compliance Achieved	11/12/99
Nitrate (as N)	Routine Major	2000-00333	10/1/98	Compliance Achieved	1/3/00
Coliform, Total (TCR)	Routine Major	2000-00544	10/1/99	Compliance Achieved	11/30/99
Nitrate (as N)	Confirmation/Check Major	2000-00727	10/1/99	Compliance Achieved	1/3/00
IA3353718 MEADOW MIST MOTEL		Population:	25	County: FAYETTE	
Coliform, Total (TCR)	Routine Major	2000-00268	7/1/99	Compliance Achieved	10/7/99
IA5285203 MELSHA TAP INC		Population:	25	County: JOHNSON	
Coliform, Total (TCR)	Routine Major	1999-03120	1/1/99	Compliance Achieved	5/3/99
Coliform, Total (TCR)	Routine Major	2000-00985	10/1/99	Compliance Achieved	1/27/00
IA3100740 MID-MART, INC.		Population:	51	County: DUBUQUE	
Coliform, Total (TCR)	Routine Major	1999-03099	1/1/99	Compliance Achieved	11/12/99
Coliform, Total (TCR)	Routine Major	2000-00236	7/1/99	Compliance Achieved	10/28/99
IA4953078 MILES WATER DEPARTMENT		Population:	409	County: JACKSON	
Nitrate (as N)	Routine Major	1999-03156	4/1/98	Compliance Achieved	11/12/99
Nitrate (as N)	Routine Major	1999-03157	4/1/98	Compliance Achieved	11/12/99
IA4852082 MILLERSBURG WATER DEPT		Population:	188	County: IOWA	
Coliform, Total (TCR)	Routine Major	1999-05593	8/1/99	Compliance Achieved	9/2/99
IA2547085 MINBURN WATERWORKS		Population:	346	County: DALLAS	
Coliform, Total (TCR)	Routine Major	1999-04657	7/1/99	Compliance Achieved	8/3/99
IA1689402 MINIFARM ACRES		Population:	30	County: CEDAR	
Nitrate (as N)	Routine Major	1999-04402	7/1/98	Compliance Achieved	9/14/99
Nitrite (as N)	Routine Major	1999-04403	7/1/98	Compliance Achieved	9/14/99
IA6642201 MITCHELL DEVELOPMENT CORPORATION		Population:	84	County: MITCHELL	
Coliform, Total (TCR)	Routine Major	1999-00898	1/1/99	Compliance Achieved	3/15/99

ANALYTE NAME	VIOLATION NAME	VIOLATION NUMBER	COMPLIANCE BEGIN DATE	ENFORCEMENT ACTION	DATE OF ACTION
IA6642773 MITCHELL TOWN PUMP		Population:	102	County: MITCHELL	
Coliform, Total (TCR)	Routine Major	1999-00056	2/1/99	Compliance Achieved	5/26/99
Coliform, Total (TCR)	Routine Major	1999-03134	3/1/99	Compliance Achieved	5/26/99
Nitrate (as N)	Routine Major	1999-03270	3/1/99	Compliance Achieved	10/12/99
Coliform, Total (TCR)	Routine Major	1999-03512	4/1/99	Compliance Achieved	5/26/99
Nitrate (as N)	Routine Major	1999-03747	4/1/99	Compliance Achieved	9/7/99
Nitrate (as N)	Routine Major	1999-04452	6/1/99	Compliance Achieved	11/8/99
IA3317401 MONTAUK HISTORICAL SITE		Population:	462	County: FAYETTE	
Coliform, Total (TCR)	Routine Major	1999-03104	1/1/99	Compliance Achieved	11/12/99
IA5300688 MONTI-VIEW MOBILE HOME PARK		Population:	75	County: JONES	
Coliform, Total (TCR)	Routine Major	1999-00042	2/1/99	Compliance Achieved	11/12/99
Coliform, Total (TCR)	Routine Major	1999-00932	2/1/99	Compliance Achieved	3/29/99
IA1974222 MOONSHINE TAP		Population:	40	County: CHICKASAW	
Nitrate (as N)	Routine Major	2000-00354	10/1/98	Compliance Achieved	12/28/99
Nitrate (as N)	Confirmation/Check Major	2000-00720	10/1/99	Compliance Achieved	4/30/00
Coliform, Total (TCR)	Repeat Major	2000-00737	10/1/99	Compliance Achieved	4/30/00
IA6731006 MOORHEAD WATER SUPPLY		Population:	259	County: MONONA	
Nitrate (as N)	Routine Major	2000-00388	7/1/99	Compliance Achieved	11/10/99
IA5715973 MORGAN CREEK PARK		Population:	30	County: LINN	
Nitrate (as N)	Routine Major	2000-00390	10/1/98	Compliance Achieved	4/6/00
IA5857011 MORNING SUN WATER DEPARTMENT		Population:	841	County: LOUISA	
Nitrite (as N)	Routine Major	2000-00303	10/1/98	Compliance Achieved	11/2/99
IA8055014 MOUNT AYR WATER TREATMENT PLANT		Population:	1796	County: RINGGOLD	
Dicamba	Routine Major	2000-01433	10/1/99	Compliance Achieved	1/11/00
IA8222603 MT JOY MOBILE HOME PARK		Population:	173	County: SCOTT	
Coliform, Total (TCR)	Routine Major	1999-03999	5/1/99	Compliance Achieved	6/9/99
Coliform, Total (TCR)	Routine Major	2000-00548	10/1/99	Compliance Achieved	12/22/99
Coliform, Total (TCR)	Routine Major	2000-00779	11/1/99	Compliance Achieved	12/22/99
IA1967873 NASHUA TOWN AND COUNTRY CLUB		Population:	223	County: CHICKASAW	
Coliform, Total (TCR)	Routine Major	1999-04165	6/1/99	Compliance Achieved	11/12/99
IA5057048 NEWBURG SERVICE ASSOCIATION		Population:	114	County: POWESHIEK	
Nitrate (as N)	Routine Major	1999-03192	4/1/98	Compliance Achieved	5/5/00
IA9630780 NOB HILL SUPPER CLUB		Population:	65	County: WINNESHIEK	
Nitrate (as N)	Routine Major	2000-00587	10/1/99	Compliance Achieved	11/2/99
IA3423801 NORA SPRINGS WEST HILLS GOLF COURSE		Population:	25	County: FLOYD	
Nitrate (as N)	Routine Major	2000-00350	10/1/98	Compliance Achieved	11/15/99
IA5200889 NORTH CORALVILLE LAKE MANOR		Population:	64	County: JOHNSON	
Coliform, Total (TCR)	Routine Major	1999-04281	6/1/99	Compliance Achieved	7/14/99
IA9855201 NORTHWOOD COUNTRY CLUB		Population:	42	County: WORTH	
Coliform, Total (TCR)	Routine Major	2000-00297	7/1/99	Compliance Achieved	4/26/00
IA9164078 NORWALK WATER SUPPLY		Population:	6302	County: WARREN	
Coliform, Total (TCR)	Routine Major	2000-01014	12/1/99	Compliance Achieved	1/31/00
IA1716820 OAK HILLS PAR 30 GOLF COURSE		Population:	60	County: CERRO GORDO	
Coliform, Total (TCR)	Routine Major	1999-05706	8/1/99	Compliance Achieved	9/29/99
IA5784311 OAK VALLEY		Population:	154	County: LINN	
Coliform, Total (TCR)	Routine Major	1999-03132	3/1/99	Compliance Achieved	11/12/99
Nitrate (as N)	Routine Major	1999-03159	4/1/98	Compliance Achieved	11/12/99
Nitrate (as N)	Routine Major	1999-03160	4/1/98	Compliance Achieved	11/12/99

June 2000

Table D, Major M/Rs

ANALYTE NAME	VIOLATION NAME	VIOLATION NUMBER	COMPLIANCE BEGIN DATE	ENFORCEMENT ACTION	DATE OF ACTION
IA4462200 OAKLAND MILLS STORE		Population:	77	County: HENRY	
Nitrate (as N)	Routine Major	2000-00359	10/1/98	NOV issued	10/21/99
Nitrite (as N)	Routine Major	2000-00360	10/1/98	NOV issued	10/21/99
IA6739770 ONAWA COUNTRY CLUB		Population:	50	County: MONONA	
Coliform, Total (TCR)	Routine Major	2000-00185	7/1/99	Compliance Achieved	10/12/99
IA6668001 ORCHARD WATER WORKS		Population:	93	County: MITCHELL	
Nitrate (as N)	Routine Major	1999-03175	4/1/98	Compliance Achieved	5/4/99
IA2242203 OSTERDOCK STORE		Population:	26	County: CLAYTON	
Coliform, Total (TCR)	Routine Major	1999-03271	1/1/99	Compliance Achieved	11/12/99
Nitrate (as N)	Routine Major	1999-03272	1/1/99	Compliance Achieved	11/12/99
Coliform, Total (TCR)	Routine Major	2000-01277	10/1/99	Compliance Achieved	1/4/00
IA3198799 OTTER CREEK STATION		Population:	50	County: JACKSON	
Coliform, Total (TCR)	Routine Major	1999-03103	1/1/99	Compliance Achieved	11/12/99
IA5260017 OXFORD WATER SUPPLY		Population:	663	County: JOHNSON	
Coliform, Total (TCR)	Routine Major	1999-00958	2/1/99	Compliance Achieved	3/16/99
IA1253201 PADDLE INN		Population:	36	County: BUTLER	
Coliform, Total (TCR)	Routine Major	1999-04162	6/1/99	Compliance Achieved	10/20/99
IA3353719 PARK VIEW MOTEL		Population:	27	County: FAYETTE	
Nitrate (as N)	Routine Major	2000-00304	7/1/99	Compliance Achieved	1/31/00
Nitrate (as N)	Routine Major	2000-01122	10/1/99	Compliance Achieved	1/31/00
IA9233501 PATHWAY CHRISTIAN SCHOOL		Population:	92	County: WASHINGTON	
Coliform, Total (TCR)	Routine Major	2000-00781	11/1/99	Compliance Achieved	12/16/99
IA2326107 PCS NITROGEN FERTILIZER, LP		Population:	95	County: CLINTON	
Nitrate (as N)	Routine Major	2000-00326	10/1/98	Compliance Achieved	11/2/99
IA3170001 PEOSTA WATER SUPPLY		Population:	700	County: DUBUQUE	
Nitrate (as N)	Routine Major	1999-04005	5/1/99	Compliance Achieved	11/12/99
IA2154039 PETERSON MUNICIPAL WATER SUPPLY		Population:	390	County: CLAY	
Coliform, Total (TCR)	Routine Major	2000-00755	11/1/99	Compliance Achieved	12/1/99
IA5343413 PICTURED ROCKS METHODIST CAMP		Population:	29	County: JONES	
Coliform, Total (TCR)	Routine Major	1999-04288	4/1/99	Compliance Achieved	11/12/99
Nitrate (as N)	Routine Major	1999-04386	4/1/99	Compliance Achieved	11/12/99
Nitrate (as N)	Routine Major	2000-00327	7/1/99	Compliance Achieved	11/12/99
IA8666801 PILGRIM HEIGHTS CAMP		Population:	75	County: TAMA	
Coliform, Total (TCR)	Routine Major	2000-00273	7/1/99	Compliance Achieved	10/20/99
IA1750816 PINE CREEK GOLF COURSE		Population:	55	County: CERRO GORDO	
Nitrite (as N)	Routine Major	1999-04389	7/1/98	Compliance Achieved	3/6/00
Nitrate (as N)	Routine Major	1999-04390	7/1/98	Compliance Achieved	3/26/00
Coliform, Total (TCR)	Routine Major	2000-00161	7/1/99	Compliance Achieved	3/6/00
IA4236403 PINE LAKE COUNTRY CLUB		Population:	25	County: HARDIN	
Coliform, Total (TCR)	Routine Major	1999-03110	1/1/99	Compliance Achieved	4/12/99
IA1037301 PINT'S SUBDIVISION		Population:	87	County: BUCHANAN	
Coliform, Total (TCR)	Repeat Major	1999-05768	7/1/99	Compliance Achieved	11/12/99
IA4664043 PIONEER WATER SYSTEM		Population:	46	County: HUMBOLDT	
Nitrate (as N)	Routine Major	1999-04443	7/1/98	Compliance Achieved	10/18/99
Gross Alpha, excluding Rn & U	Routine Major	1999-04665	7/1/95	BCA issued	12/20/99
Nitrate (as N)	Confirmation/Check Major	1999-05757	7/1/99	Compliance Achieved	11/8/99

ANALYTE NAME	VIOLATION NAME	VIOLATION NUMBER	COMPLIANCE BEGIN DATE	ENFORCEMENT ACTION	DATE OF ACTION
IA4260210 PLA-MOR BOWL OF IOWA FALLS, INC.		Population:	173	County: HARDIN	
Coliform, Total (TCR)	Repeat Major	1999-03373	4/1/99	Compliance Achieved	8/18/99
Coliform, Total (TCR)	Routine Major	1999-03905	5/1/99	Compliance Achieved	8/18/99
IA2900600 PLANTATION VILLAGE MHP		Population:	110	County: DES MOINES	
Nitrate (as N)	Routine Major	1999-03216	4/1/98	Compliance Achieved	9/15/99
IA0690885 PONDEROSA BALLROOM		Population:	100	County: BENTON	
Coliform, Total (TCR)	Routine Major	2000-00076	7/1/99	NOV issued	8/31/99
Coliform, Total (TCR)	Routine Major	2000-00947	10/1/99	Compliance Achieved	8/31/99
IA6525769 PONDEROSA TRUCK STOP		Population:	150	County: MILLS	
Coliform, Total (TCR)	Routine Major	2000-00414	7/1/99	Compliance Achieved	11/2/99
IA8273061 PRINCETON WATER SUPPLY		Population:	904	County: SCOTT	
Nitrate (as N)	Routine Major	2000-01129	1/1/99	Compliance Achieved	2/21/00
IA4271901 QUAKERDALE		Population:	35	County: HARDIN	
Coliform, Total (TCR)	Routine Major	2000-00302	9/1/99	Compliance Achieved	11/17/99
Coliform, Total (TCR)	Routine Major	2000-00538	10/1/99	Compliance Achieved	11/17/99
IA3126342 QUALITY WATER - SV/CE		Population:	996	County: DUBUQUE	
Nitrate (as N)	Routine Major	1999-03259	4/1/98	Compliance Achieved	5/6/99
IA1855066 QUIMBY WATER SUPPLY		Population:	334	County: CHEROKEE	
Coliform, Total (TCR)	Routine Major	2000-00751	11/1/99	Compliance Achieved	12/6/99
IA3158589 R H C L SCHOOL		Population:	111	County: DUBUQUE	
Nitrate (as N)	Routine Major	2000-00351	10/1/98	Compliance Achieved	11/3/99
IA5377727 R J'S STATION		Population:	31	County: JONES	
Coliform, Total (TCR)	Routine Major	1999-03503	4/1/99	Compliance Achieved	11/12/99
Nitrate (as N)	Routine Major	1999-03805	4/1/99	Compliance Achieved	6/28/99
Coliform, Total (TCR)	Routine Major	1999-03991	5/1/99	Compliance Achieved	11/12/99
Nitrate (as N)	Routine Major	1999-04023	5/1/99	Compliance Achieved	6/28/99
Coliform, Total (TCR)	Routine Major	1999-04668	7/1/99	Compliance Achieved	11/12/99
Nitrate (as N)	Routine Major	1999-05089	7/1/99	Compliance Achieved	11/12/99
Nitrite (as N)	Routine Major	1999-05220	1/1/99	Compliance Achieved	11/12/99
Nitrite (as N)	Confirmation/Check Major	2000-00472	4/1/99	Compliance Achieved	1/31/00
IA1946201 RALEIGH HILLS GOLF COURSE		Population:	66	County: CHICKASAW	
Coliform, Total (TCR)	Routine Major	1999-04467	4/1/99	Compliance Achieved	11/12/99
IA7038800 RANCHO VALLEY HOMEOWNERS ASSOC		Population:	65	County: MUSCATINE	
Gross Alpha, excluding Rn & U	Routine Major	1999-04673	7/1/95	Compliance Achieved	11/15/99
IA1700628 RAYBURN COURT FOR MOBILE HOMES		Population:	45	County: CERRO GORDO	
Arsenic	Routine Major	2000-00703	4/1/99	Compliance Achieved	8/30/99
IA3126308 REGENCY WEST SUBDIVISION		Population:	46	County: DUBUQUE	
Coliform, Total (TCR)	Routine Major	2000-00771	11/1/99	Compliance Achieved	12/14/99
IA1170078 REMBRANDT WATER SUPPLY		Population:	229	County: BUENA VISTA	
Coliform, Total (TCR)	Routine Major	2000-00512	10/1/99	Compliance Achieved	11/10/99
IA7568079 REMSEN MUNICIPAL UTILITIES		Population:	1669	County: PLYMOUTH	
Nitrate (as N)	Routine Major	1999-03191	1/1/99	Compliance Achieved	4/26/99
IA3126588 RESURRECTION CHILDREN'S DAY CARE CENTER		Population:	93	County: DUBUQUE	
Coliform, Total (TCR)	Routine Major	2000-00473	10/1/99	Compliance Achieved	12/7/00
IA3100648 RILEY DEVELOPMENT		Population:	30	County: DUBUQUE	
Coliform, Total (TCR)	Routine Major	1999-05709	8/1/99	Compliance Achieved	11/12/99
Coliform, Total (TCR)	Repeat Major	1999-05710	7/1/99	Compliance Achieved	11/12/99

ANALYTE NAME	VIOLATION NAME	VIOLATION NUMBER	COMPLIANCE BEGIN DATE	ENFORCEMENT ACTION	DATE OF ACTION
IA4462201 RIVERS EDGE RETREAT		Population: 34		County: HENRY	
Nitrate (as N)	Routine Major	1999-04440	7/1/98	Compliance Achieved	10/20/99
IA3655071 RIVERTON WATER WORKS		Population: 333		County: FREMONT	
Nitrate (as N)	Routine Major	1999-04414	7/1/98	Compliance Achieved	8/9/99
IA2322446 ROCK CREEK MARINA & CAMPGROUND		Population: 52		County: CLINTON	
Coliform, Total (TCR)	Routine Major	1999-03982	5/1/99	Compliance Achieved	7/1/99
IA8482096 ROCK VALLEY WATER SUPPLY		Population: 2540		County: SIOUX	
Nitrate (as N)	Routine Major	1999-04003	5/1/99	Compliance Achieved	6/14/99
IA3430201 ROCKFORD GOLF & COUNTRY CLUB		Population: 90		County: FLOYD	
Nitrate (as N)	Routine Major	1999-04435	7/1/98	Compliance Achieved	7/26/99
IA9525601 ROCKY KNOLL MHP		Population: 65		County: WINNEBAGO	
Nitrate (as N)	Routine Major	1999-03187	4/1/98	Compliance Achieved	12/31/99
Coliform, Total (TCR)	Repeat Major	1999-03959	5/1/99	Compliance Achieved	10/25/99
Coliform, Total (TCR)	Routine Major	1999-04167	6/1/99	Compliance Achieved	10/25/99
Coliform, Total (TCR)	Routine Major	1999-04683	7/1/99	Compliance Achieved	10/25/99
Coliform, Total (TCR)	Routine Major	1999-05601	8/1/99	Compliance Achieved	10/25/99
Nitrate (as N)	Confirmation/Check Major	1999-05632	4/1/99	Compliance Achieved	10/25/99
Coliform, Total (TCR)	Routine Major	2000-00294	9/1/99	Compliance Achieved	10/25/99
IA2817710 ROCKY NOOK ASSOCIATION, INC.		Population: 50		County: DELAWARE	
Nitrate (as N)	Routine Major	1999-05610	8/1/99	Compliance Achieved	11/15/99
Nitrate (as N)	Routine Major	2000-00392	9/1/99	Compliance Achieved	11/15/99
Coliform, Total (TCR)	Repeat Major	2000-00500	10/1/99	Compliance Achieved	4/11/00
IA2831401 ROY INGLES WATER SUPPLY		Population: 400		County: DELAWARE	
Nitrate (as N)	Routine Major	1999-03185	1/1/99	Compliance Achieved	11/15/99
IA5282303 ROYAL OAKS SUBDIVISION		Population: 35		County: JOHNSON	
Coliform, Total (TCR)	Routine Major	2000-00984	12/1/99	Compliance Achieved	1/31/00
Nitrate (as N)	Routine Major	2000-01249	1/1/99	Compliance Achieved	1/31/00
Nitrite (as N)	Routine Major	2000-01250	1/1/99	Compliance Achieved	1/31/00
Nitrite (as N)	Routine Major	2000-01424	1/1/99	Compliance Achieved	2/14/00
Nitrate (as N)	Routine Major	2000-01425	1/1/99	Compliance Achieved	2/14/00
IA7774008 RUNNELLS WATER SUPPLY		Population: 306		County: POLK	
Nitrate (as N)	Routine Major	2000-00700	4/1/99	Compliance Achieved	10/14/99
Nitrate (as N)	Routine Major	2000-00701	7/1/99	Compliance Achieved	10/14/99
IA8400711 RURAL WATER SYSTEM #1 (PLANT 1)		Population: 650		County: SIOUX	
Nitrate (as N)	Routine Major	1999-03294	1/1/99	Compliance Achieved	5/11/99
IA8144817 SAC COUNTY GOLF AND COUNTRY CLUB		Population: 40		County: SAC	
Nitrate (as N)	Routine Major	1999-03521	4/1/99	Compliance Achieved	5/25/99
IA9721883 SALEM LUTH.CHRCH/CORRECTIONVILLE		Population: 90		County: WOODBURY	
Coliform, Total (TCR)	Routine Major	2000-00295	7/1/99	Compliance Achieved	10/19/99
Nitrate (as N)	Routine Major	2000-00315	7/1/99	Compliance Achieved	10/19/99
IA7048901 SAULSBURY BR-EDUCATIONAL CTR.		Population: 63		County: MUSCATINE	
Coliform, Total (TCR)	Routine Major	2000-01001	10/1/99	Compliance Achieved	2/21/00
IA2446029 SCHLESWIG MUNIC WATER SUPPLY		Population: 851		County: CRAWFORD	
Coliform, Total (TCR)	Routine Major	1999-05587	8/1/99	Compliance Achieved	9/13/99
IA1545101 SCHULER MANUFACTURING		Population: 33		County: CASS	
Coliform, Total (TCR)	Routine Major	1999-04449	4/1/99	Compliance Achieved	7/21/99
Nitrite (as N)	Routine Major	1999-04450	7/1/98	Compliance Achieved	8/20/99

ANALYTE NAME	VIOLATION NAME	VIOLATION NUMBER	COMPLIANCE BEGIN DATE	ENFORCEMENT ACTION	DATE OF ACTION
IA4515709 SCOOTER'S TOWER CLUB		Population:	40	County: HOWARD	
Coliform, Total (TCR)	Repeat Major	1999-05804	7/1/99	Compliance Achieved	9/21/99
IA8251993 SCOTT CO PK-SAC FOX		Population:	26	County: SCOTT	
Coliform, Total (TCR)	Routine Major	2000-01008	10/1/99	Compliance Achieved	5/11/00
IA7955032 SEARSBORO WATER SUPPLY		Population:	164	County: POWESHIEK	
Coliform, Total (TCR)	Routine Major	1999-03139	3/1/99	Compliance Achieved	3/16/99
IA2974615 SEVEN PONDS PARK		Population:	648	County: DES MOINES	
Nitrate (as N)	Routine Major	1999-04377	7/1/98	NOV issued	8/3/99
IA1003202 SHELBY'S		Population:	27	County: BUCHANAN	
Coliform, Total (TCR)	Routine Major	1999-03748	4/1/99	Compliance Achieved	11/15/99
Coliform, Total (TCR)	Routine Major	1999-04010	5/1/99	Compliance Achieved	11/15/99
Nitrate (as N)	Routine Major	1999-04461	7/1/98	Compliance Achieved	4/10/00
Coliform, Total (TCR)	Routine Major	1999-04921	7/1/99	Compliance Achieved	11/15/99
Coliform, Total (TCR)	Routine Major	1999-05605	8/1/99	Compliance Achieved	4/10/00
Nitrate (as N)	Confirmation/Check Major	1999-05738	7/1/99	Compliance Achieved	4/10/00
Coliform, Total (TCR)	Routine Major	2000-00370	9/1/99	Compliance Achieved	11/15/99
Coliform, Total (TCR)	Routine Major	2000-00786	11/1/99	Compliance Achieved	1/3/00
Coliform, Total (TCR)	Routine Major	2000-01280	12/1/99	Compliance Achieved	1/3/00
IA5280201 SHUEYVILLE JUNCTION		Population:	29	County: JOHNSON	
Coliform, Total (TCR)	Routine Major	1999-04503	4/1/99	Compliance Achieved	8/30/99
Nitrate (as N)	Routine Major	1999-04504	7/1/98	Compliance Achieved	8/30/99
Nitrite (as N)	Routine Major	1999-04505	7/1/98	Compliance Achieved	8/30/99
Coliform, Total (TCR)	Routine Major	2000-01315	10/1/99	Compliance Achieved	1/13/00
IA9630882 SILVERCREST GOLF & COUNTRY CLUB, INC.		Population:	88	County: WINNESHIEK	
Nitrate (as N)	Routine Major	1999-04448	7/1/98	Compliance Achieved	11/15/99
Nitrate (as N)	Confirmation/Check Major	1999-05729	7/1/99	Compliance Achieved	11/15/99
IA1203201 SIS' CHOICE RESTAURANT & LOUNGE		Population:	27	County: BUTLER	
Nitrate (as N)	Routine Major	1999-04430	7/1/98	Compliance Achieved	12/9/99
Nitrite (as N)	Routine Major	1999-04431	7/1/98	Compliance Achieved	12/9/99
IA3100720 SKY LINE INN		Population:	40	County: DUBUQUE	
Coliform, Total (TCR)	Routine Major	1999-03098	1/1/99	Compliance Achieved	11/15/99
IA9615867 SOUTH WIN GOLF CLUB		Population:	218	County: WINNESHIEK	
Coliform, Total (TCR)	Routine Major	1999-04343	4/1/99	Compliance Achieved	11/15/99
IA3742950 SPRING LAKE STATE PARK		Population:	61	County: GREENE	
Coliform, Total (TCR)	Routine Major	1999-05613	8/1/99	Compliance Achieved	9/8/99
Coliform, Total (TCR)	Routine Major	1999-05769	8/1/99	Compliance Achieved	9/8/99
IA2330847 SPRINGBROOK COUNTRY CLUB		Population:	86	County: CLINTON	
Nitrate (as N)	Routine Major	1999-04008	5/1/99	Compliance Achieved	9/7/99
Nitrate (as N)	Routine Major	1999-04411	6/1/99	Compliance Achieved	9/7/99
Nitrate (as N)	Routine Major	2000-00784	11/1/99	Compliance Achieved	1/4/00
Nitrate (as N)	Routine Major	2000-01261	12/1/99	Compliance Achieved	1/4/00
IA5720903 SQUAW CREEK A		Population:	150	County: LINN	
Coliform, Total (TCR)	Routine Major	1999-04496	4/1/99	Compliance Achieved	10/7/99
Nitrate (as N)	Routine Major	1999-04497	7/1/98	Compliance Achieved	1/6/00
IA5722849 ST. PATRICK'S PARISH		Population:	142	County: LINN	
Nitrate (as N)	Routine Major	1999-03249	4/1/98	Compliance Achieved	11/15/99

ANALYTE NAME	VIOLATION NAME	VIOLATION NUMBER	COMPLIANCE BEGIN DATE	ENFORCEMENT ACTION	DATE OF ACTION
IA6549801 ST.JOHN LUTH. CHURCH (MINEOLA)		Population:	25	County: MILLS	
Nitrate (as N)	Routine Major	2000-01128	1/1/99	Compliance Achieved	2/2/00
IA6484093 STATE CENTER MUNI WATER DEPT		Population:	1248	County: MARSHALL	
Gross Alpha, excluding Rn & U	Routine Major	1999-04672	7/1/95	Compliance Achieved	2/9/99
IA0732301 SYLVAN ACRES		Population:	44	County: BREMER	
Nitrate (as N)	Routine Major	1999-00927	2/1/99	Compliance Achieved	3/25/99
IA0685201 TARA HILLS COUNTRY CLUB		Population:	27	County: BENTON	
Coliform, Total (TCR)	Repeat Major	1999-05692	6/1/99	Compliance Achieved	11/15/99
Coliform, Total (TCR)	Routine Major	2000-00180	9/1/99	Compliance Achieved	11/15/99
IA3183722 THE BARN (SHERRILL)		Population:	64	County: DUBUQUE	
Coliform, Total (TCR)	Routine Major	2000-00264	7/1/99	Compliance Achieved	2/2/00
Nitrate (as N)	Routine Major	2000-00305	7/1/99	Compliance Achieved	2/2/00
Nitrate (as N)	Routine Major	2000-01123	10/1/99	Compliance Achieved	2/2/00
IA5751742 THE FOX DEN		Population:	125	County: LINN	
Coliform, Total (TCR)	Routine Major	1999-03130	1/1/99	Compliance Achieved	10/20/99
Coliform, Total (TCR)	Routine Major	1999-04301	4/1/99	Compliance Achieved	10/20/99
IA5307201 THE GENERAL STORE IN STONE CITY		Population:	32	County: JONES	
Nitrite (as N)	Routine Major	1999-03176	4/1/98	Compliance Achieved	11/15/99
Nitrate (as N)	Routine Major	1999-03177	4/1/98	Compliance Achieved	11/15/99
IA9644201 THE OLD STORE		Population:	38	County: WINNESHIEK	
Nitrate (as N)	Routine Major	1999-04432	6/1/99	Compliance Achieved	11/15/99
Nitrate (as N)	Routine Major	1999-05604	8/1/99	Compliance Achieved	11/15/99
Nitrate (as N)	Routine Major	2000-00357	9/1/99	Compliance Achieved	11/15/99
IA1970203 THE PINICON		Population:	187	County: CHICKASAW	
Nitrate (as N)	Routine Major	1999-03225	4/1/98	Compliance Achieved	11/15/99
IA6634202 THE PIT STOP		Population:	42	County: MITCHELL	
Coliform, Total (TCR)	Routine Major	1999-00102	2/1/99	Compliance Achieved	3/29/99
Coliform, Total (TCR)	Routine Major	1999-00939	1/1/99	Compliance Achieved	4/13/99
Coliform, Total (TCR)	Routine Major	1999-05606	8/1/99	Compliance Achieved	9/20/99
Coliform, Total (TCR)	Routine Major	2000-01281	12/1/99	Compliance Achieved	1/3/00
IA1750708 THE ROSE BOWL		Population:	26	County: CERRO GORDO	
Coliform, Total (TCR)	Routine Major	1999-03087	1/1/99	Compliance Achieved	6/29/99
Coliform, Total (TCR)	Routine Major	2000-00159	7/1/99	Compliance Achieved	11/2/99
Coliform, Total (TCR)	Repeat Major	2000-00740	10/1/99	Compliance Achieved	3/14/00
Coliform, Total (TCR)	Routine Major	2000-00895	12/1/99	Compliance Achieved	4/25/99

ANALYTE NAME	VIOLATION NAME	VIOLATION NUMBER	COMPLIANCE BEGIN DATE	ENFORCEMENT ACTION	DATE OF ACTION
IA9433336	TIMBERLANE ADDITION	Population:	54	County:	WEBSTER
Benzene	Routine Major	1999-03522	4/1/94	Compliance Achieved	6/23/99
Carbon Tetrachloride	Routine Major	1999-03523	4/1/94	Compliance Achieved	6/23/99
o-Dichlorobenzene	Routine Major	1999-03524	4/1/94	Compliance Achieved	6/23/99
p-Dichlorobenzene	Routine Major	1999-03525	4/1/94	Compliance Achieved	6/23/99
1,2-Dichloroethane	Routine Major	1999-03526	4/1/94	Compliance Achieved	6/23/99
cis-1,2-Dichloroethylene	Routine Major	1999-03527	4/1/94	Compliance Achieved	6/23/99
1,1-Dichloroethylene	Routine Major	1999-03528	4/1/94	Compliance Achieved	6/23/99
trans-1,2-Dichloroethylene	Routine Major	1999-03529	4/1/94	Compliance Achieved	6/23/99
Dichloromethane	Routine Major	1999-03530	4/1/94	Compliance Achieved	6/23/99
1,2-Dichloropropane	Routine Major	1999-03531	4/1/94	Compliance Achieved	6/23/99
Ethylbenzene	Routine Major	1999-03532	4/1/94	Compliance Achieved	6/23/99
Monochlorobenzene	Routine Major	1999-03533	4/1/94	Compliance Achieved	6/23/99
Styrene	Routine Major	1999-03534	4/1/94	Compliance Achieved	6/23/99
Tetrachloroethylene	Routine Major	1999-03535	4/1/94	Compliance Achieved	6/23/99
Toluene	Routine Major	1999-03536	4/1/94	Compliance Achieved	6/23/99
1,2,4-Trichlorobenzene	Routine Major	1999-03537	4/1/94	Compliance Achieved	6/23/99
1,1,1-Trichloroethane	Routine Major	1999-03538	4/1/94	Compliance Achieved	6/23/99
1,1,2-Trichloroethane	Routine Major	1999-03539	4/1/94	Compliance Achieved	6/23/99
Trichloroethylene	Routine Major	1999-03540	4/1/94	Compliance Achieved	6/23/99
Vinyl Chloride	Routine Major	1999-03541	4/1/94	Compliance Achieved	6/23/99
Xylenes	Routine Major	1999-03542	4/1/94	Compliance Achieved	6/23/99
Alachlor (Lasso)	Routine Major	1999-03543	4/1/94	Compliance Achieved	6/23/99
Atrazine	Routine Major	1999-03544	4/1/94	Compliance Achieved	6/23/99
Benzo (a) Pyrene	Routine Major	1999-03545	4/1/94	Compliance Achieved	6/23/99
2,4-D	Routine Major	1999-03546	4/1/94	Compliance Achieved	6/23/99
Dalapon	Routine Major	1999-03547	4/1/94	Compliance Achieved	6/23/99
Di(2-Ethylhexyl) - Adipate	Routine Major	1999-03548	4/1/94	Compliance Achieved	6/23/99
Di(2-Ethylhexyl) - Phthalate	Routine Major	1999-03549	4/1/94	Compliance Achieved	6/23/99
Dinoseb	Routine Major	1999-03550	4/1/94	Compliance Achieved	6/23/99
Pentachlorophenol	Routine Major	1999-03551	4/1/94	Compliance Achieved	6/23/99
Picloram	Routine Major	1999-03552	4/1/94	Compliance Achieved	6/23/99
Simazine	Routine Major	1999-03553	4/1/94	Compliance Achieved	6/23/99
2,4,5-TP (Silvex)	Routine Major	1999-03554	4/1/94	Compliance Achieved	6/23/99
IA7820204	TOWN & COUNTRY AQUA CLUB	Population:	30	County:	POTTAWATTAMIE
Coliform, Total (TCR)	Routine Major	2000-00216	7/1/99	BCA issued	11/19/99
Nitrate (as N)	Routine Major	2000-00313	10/1/98	BCA issued	11/19/99
IA7853561	TRI CENTER COMMUNITY SCHOOL	Population:	775	County:	POTTAWATTAMIE
Coliform, Total (TCR)	Repeat Major	1999-05808	8/1/99	Compliance Achieved	10/12/99
IA2254844	TRI-CITY GOLF CLUB	Population:	26	County:	CLAYTON
Nitrate (as N)	Routine Major	1999-04428	7/1/98	Compliance Achieved	11/15/99
IA6167036	TRURO WATERWORKS	Population:	391	County:	MADISON
Coliform, Total (TCR)	Routine Major	2000-00777	11/1/99	Compliance Achieved	12/15/99
IA2839902	TURTLE CREEK PK-DELAWARE CONS	Population:	27	County:	DELAWARE
Coliform, Total (TCR)	Routine Major	2000-00209	7/1/99	Compliance Achieved	4/5/00

ANALYTE NAME	VIOLATION NAME	VIOLATION NUMBER	COMPLIANCE BEGIN DATE	ENFORCEMENT ACTION	DATE OF ACTION
IA8500617 TWIN ANCHORS CAMPGROUND		Population:	50	County: STORY	
Coliform, Total (TCR)	Routine Major	1999-05677	7/1/99	Compliance Achieved	4/25/00
IA5784310 TWIN KNOLLS 6TH ADDITION WATER SERVICE C		Population:	52	County: LINN	
Coliform, Total (TCR)	Routine Major	1999-00901	1/1/99	Compliance Achieved	3/11/99
Coliform, Total (TCR)	Routine Major	2000-00545	10/1/99	Compliance Achieved	11/5/99
IA5282301 TWIN VIEW HEIGHTS		Population:	160	County: JOHNSON	
Coliform, Total (TCR)	Routine Major	1999-05595	8/1/99	Compliance Achieved	9/13/99
IA7869801 UNDERWOOD MOTEL		Population:	27	County: POTTAWATTAMIE	
Nitrate (as N)	Routine Major	1999-04355	6/1/99	Compliance Achieved	7/13/99
IA7869201 UNDERWOOD TRUCK STOP		Population:	605	County: POTTAWATTAMIE	
Nitrate (as N)	Routine Major	2000-01289	1/1/99	Compliance Achieved	1/25/00
IA0300648 UPPER IOWA RESORT & RENTAL		Population:	27	County: ALLAMAKEE	
Nitrate (as N)	Routine Major	1999-04438	7/1/98	Compliance Achieved	5/22/00
Nitrite (as N)	Routine Major	1999-04479	7/1/98	Compliance Achieved	11/15/99
Nitrate (as N)	Routine Major	1999-04480	7/1/98	Compliance Achieved	11/15/99
IA2326848 VALLEY OAKS GOLF CLUB, INC.		Population:	100	County: CLINTON	
Coliform, Total (TCR)	Routine Major	1999-04253	4/1/99	Compliance Achieved	7/12/99
IA0345483 VILLAGE CREEK BIBLE CAMP-HOUSE		Population:	140	County: ALLAMAKEE	
Coliform, Total (TCR)	Repeat Major	1999-05802	8/1/99	Compliance Achieved	11/15/99
IA0345481 VILLAGE CREEK BIBLE CAMP-LODGE		Population:	104	County: ALLAMAKEE	
Nitrate (as N)	Routine Major	1999-04378	7/1/98	Compliance Achieved	11/15/99
Coliform, Total (TCR)	Repeat Major	1999-05800	8/1/99	Compliance Achieved	11/15/99
IA5625146 WABASH NATIONAL CORP - FT MADISON PLANT		Population:	468	County: LEE	
Coliform, Total (TCR)	Routine Major	2000-00988	10/1/99	Compliance Achieved	3/27/00
Nitrate (as N)	Routine Major	2000-01126	10/1/99	Compliance Achieved	3/27/00
IA8166061 WALL LAKE WATER SUPPLY		Population:	892	County: SAC	
Metolachlor	Routine Major	2000-00085	7/1/99	Compliance Achieved	11/8/99
IA5343204 WALNUT ACRES CAMPGROUND II		Population:	40	County: JONES	
Coliform, Total (TCR)	Routine Major	1999-05695	8/1/99	Compliance Achieved	5/1/00
IA2320850 WAPSI OAKS COUNTRY CLUB		Population:	55	County: CLINTON	
Nitrate (as N)	Routine Major	1999-04401	7/1/98	Compliance Achieved	8/23/99
IA1025554 WAPSIE VALLEY COM SCH-FAIRBANK		Population:	165	County: BUCHANAN	
Coliform, Total (TCR)	Routine Major	1999-04654	7/1/99	Compliance Achieved	11/15/99
IA5307200 WAPSIPINICON COUNTRY CLUB		Population:	85	County: JONES	
Coliform, Total (TCR)	Routine Major	1999-04287	4/1/99	Compliance Achieved	11/15/99
Nitrate (as N)	Routine Major	1999-04356	7/1/98	Compliance Achieved	11/15/99
Coliform, Total (TCR)	Routine Major	1999-05691	8/1/99	Compliance Achieved	7/8/99
IA9630809 WASHINGTON PRAIRIE LUTHERAN CHURCH		Population:	35	County: WINNESHIEK	
Coliform, Total (TCR)	Routine Major	1999-04345	4/1/99	Compliance Achieved	11/15/99
IA1880073 WASHTA WATER SUPPLY		Population:	284	County: CHEROKEE	
Coliform, Total (TCR)	Routine Major	2000-00752	11/1/99	Compliance Achieved	12/7/99
IA3375001 WAUCOMA WATER SUPPLY		Population:	266	County: FAYETTE	
Nitrate (as N)	Routine Major	1999-03237	4/1/98	Compliance Achieved	11/15/99
IA5715601 WENDY OAKS MHP		Population:	41	County: LINN	
Coliform, Total (TCR)	Routine Major	1999-00935	2/1/99	Compliance Achieved	3/8/99
Coliform, Total (TCR)	Routine Major	1999-03417	2/1/99	Compliance Achieved	11/15/99
Coliform, Total (TCR)	Routine Major	1999-05659	4/1/99	Compliance Achieved	11/15/99
Nitrate (as N)	Routine Major	2000-01252	1/1/99	Compliance Achieved	7/8/99

June 2000

ANALYTE NAME	VIOLATION NAME	VIOLATION NUMBER	COMPLIANCE BEGIN DATE	ENFORCEMENT ACTION	DATE OF ACTION
IA7073834 WEST LIBERTY FOODS		Population:	700	County: MUSCATINE	
Coliform, Total (TCR)	Routine Major	1999-00957	2/1/99	Compliance Achieved	3/26/99
IA2258788 WHITE SPRINGS		Population:	70	County: CLAYTON	
Coliform, Total (TCR)	Repeat Major	2000-00051	9/1/99	Compliance Achieved	10/11/99
IA1970205 WILLIAMS TOWN STORE		Population:	47	County: CHICKASAW	
Coliform, Total (TCR)	Routine Major	1999-03293	1/1/99	Compliance Achieved	7/8/99
IA4344991 WILSON ISLAND STATE REC AREA		Population:	40	County: HARRISON	
Nitrite (as N)	Routine Major	1999-04464	7/1/98	Compliance Achieved	5/16/00
IA9905302 WILSON SUBDIVISION WELL #9		Population:	45	County: WRIGHT	
Coliform, Total (TCR)	Routine Major	1999-03151	1/1/99	Compliance Achieved	4/27/99
IA4641201 WIND RIVER INC		Population:	125	County: HUMBOLDT	
Nitrate (as N)	Routine Major	1999-03165	4/1/98	Compliance Achieved	6/28/99
Coliform, Total (TCR)	Routine Major	1999-04276	4/1/99	Compliance Achieved	9/20/99
IA5748300 WINDY RIDGE WELL ASSOCIATION		Population:	58	County: LINN	
Coliform, Total (TCR)	Routine Major	1999-03993	5/1/99	Compliance Achieved	11/15/99
Coliform, Total (TCR)	Routine Major	1999-04299	6/1/99	Compliance Achieved	11/15/99
IA1393001 YETTER MUNICIPAL WATER SUPPLY		Population:	49	County: CALHOUN	
Coliform, Total (TCR)	Routine Major	2000-00147	9/1/99	Compliance Achieved	10/18/99
IA7822801 YMCA CAMP POKAMOKE		Population:	1500	County: POTTAWATTAMIE	
Coliform, Total (TCR)	Routine Major	1999-05715	8/1/99	Compliance Achieved	4/6/00

TABLE E - 1999 Treatment Technique Violations

RULE	VIOLATION TYPE	COMPLIANCE BEGIN DATE	ENFORCEMENT ACTION	DATE OF ACTION
IA3503014 ALEXANDER WATER DEPT		Population: 170	County: FRANKLIN	
Lead and Copper Rule	Copper Exceedance	7/1/99	WQPs due + Retest	1/1/00
IA8403029 ALTON MUNICIPAL WATER DEPARTMENT		Population: 1063	County: SIoux	
Lead and Copper Rule	Copper Exceedance	7/1/99	WQPs assigned, Retest	1/1/00
IA0607013 BLAIRSTOWN WATER SUPPLY		Population: 672	County: BENTON	
Lead and Copper Rule	Lead Exceedance	6/1/96	WQPs due + Retest	10/1/00
IA8215448 CAMP ABE LINCOLN		Population: 230	County: SCOTT	
Lead and Copper Rule	Lead Exceedance	7/1/99	OCCTS due	6/30/00
IA7700901 CAMP DODGE WATER SUPPLY		Population: 630	County: POLK	
Lead and Copper Rule	Lead Exceedance	1/1/99	Compliance Achieved	6/30/00
IA1415072 CARROLL MUNICIPAL WATER SUPPLY		Population: 9579	County: CARROLL	
Lead and Copper Rule	Lead Exceedance	7/1/99	WQPs assigned, Retest	1/1/00
IA5715093 CEDAR RAPIDS WATER PLANT		Population: 108772	County: LINN	
Lead and Copper Rule	Lead Exceedance	1/1/99	WQPs assigned, Retest	7/1/99
IA7329029 CLARINDA WATER PLANT		Population: 5933	County: PAGE	
Surface Water Treatment Rule (SWTR)	Turbidity (average)	9/1/99	Compliance Achieved	10/1/99
IA3600901 COUNTRY ACRES CARE		Population: 30	County: FREMONT	
Lead and Copper Rule	Copper Exceedance	6/1/99	WQPs due + Retest	10/1/99
IA0717084 DUNKERTON MUNI WATER SUPPLY		Population: 746	County: BLACK HAWK	
Lead and Copper Rule	Copper Exceedance	7/1/99	WQPs assigned, Retest	1/1/00
IA6115097 EARLHAM MUNICIPAL WATERWORKS		Population: 1157	County: MADISON	
Lead and Copper Rule	Lead Exceedance	1/1/99	WQPs due + Retest	6/30/99
IA6915015 ELLIOTT WATER SUPPLY		Population: 399	County: MONTGOMERY	
Lead and Copper Rule	Lead Exceedance	6/1/96	WQPs due + Retest	1/1/00
IA5131033 FAIRFIELD WATER SUPPLY		Population: 9955	County: JEFFERSON	
Surface Water Treatment Rule (SWTR)	Turbidity (average)	6/1/99	Compliance Achieved	6/11/99
Surface Water Treatment Rule (SWTR)	Turbidity (average)	4/1/99	Compliance Achieved	6/11/99
Surface Water Treatment Rule (SWTR)	Turbidity (average)	3/1/99	Compliance Achieved	6/11/99
IA8531083 GILBERT WATER SUPPLY		Population: 796	County: STORY	
Lead and Copper Rule	Copper Exceedance	1/1/99	WQPs assigned, Retest	1/1/00
Lead and Copper Rule	Copper Exceedance	7/1/99	WQPs assigned, Retest	1/1/00
IA7709395 GREENWOOD ACRES WATER CO.		Population: 240	County: POLK	
Lead and Copper Rule	Copper Exceedance	7/1/99	WQPs due + Retest	1/1/00
IA7833025 HANCOCK WATER SUPPLY		Population: 201	County: POTTAWATTAMIE	
Lead and Copper Rule	Copper Exceedance	1/1/99	OCCT implementation in progress	6/30/99
IA6527038 HASTINGS WATER SUPPLY		Population: 187	County: MILLS	
Lead and Copper Rule	Copper Exceedance	6/1/96	OCCTS due	1/1/00
IA2561101 IBP, INC. (PERRY PLANT)		Population: 1100	County: DALLAS	
Lead and Copper Rule	Lead Exceedance	7/1/99	WQPs assigned, Retest	1/1/00
Lead and Copper Rule	Lead Exceedance	1/1/99	WQPs assigned, Retest	7/1/00
IA7038101 IPSCO STEEL , INC (MONTPELIER)		Population: 695	County: MUSCATINE	
Lead and Copper Rule	Lead Exceedance	1/1/99	Treatment Install Due	1/1/99
IA9778897 JOHN MORRELL & COMPANY		Population: 1365	County: WOODBURY	
Lead and Copper Rule	Lead Exceedance	7/1/99	WQPs assigned, Retest	1/1/00
Lead and Copper Rule	Lead Exceedance	1/1/99	WQPs assigned, Retest	7/1/99
IA9545044 LAKE MILLS MUNICIPAL WATER DEPT-SOUTH		Population: 2143	County: WINNEBAGO	
Lead and Copper Rule	Lead Exceedance	6/1/99	WQPs due + Retest	1/1/00

RULE	VIOLATION TYPE	COMPLIANCE BEGIN DATE	ENFORCEMENT ACTION	DATE OF ACTION
IA7785301 LAKEVIEW HEIGHTS		Population:	319	County: POLK
Surface Water Treatment Rule (SWTR)	Turbidity (average)	4/1/99	Compliance Achieved	5/1/99
IA2740050 LAMONI MUNICIPAL UTILITIES		Population:	2319	County: DECATUR
Surface Water Treatment Rule (SWTR)	Turbidity (average)	8/1/99	Compliance Achieved	9/1/99
IA7614063 LAURENS WATER SUPPLY		Population:	1550	County: POCAHONTAS
Lead and Copper Rule	Lead Exceedance	6/1/99	WQPs due + Retest	1/1/00
IA7540174 LEMARS WATER DEPARTMENT		Population:	9435	County: PLYMOUTH
Lead and Copper Rule	Copper Exceedance	7/1/99	WQPs assigned, Retest	1/1/00
Lead and Copper Rule	Copper Exceedance	1/1/99	WQPs assigned, Retest	7/1/99
IA5240095 LONE TREE MUNI WATER SYSTEM		Population:	1024	County: JOHNSON
Lead and Copper Rule	Copper Exceedance	7/1/99	WQPs due + Retest	1/1/00
IA6545020 MALVERN WATER SUPPLY		Population:	1210	County: MILLS
Lead and Copper Rule	Copper Exceedance	6/1/99	Treatment Install Due	1/1/00
IA6600901 MITCHELL COUNTY CARE FACILITY		Population:	27	County: MITCHELL
Lead and Copper Rule	Lead Exceedance	6/1/96	WQPs due + Retest	1/1/00
IA9753022 MOVILLE WATER SUPPLY		Population:	1306	County: WOODBURY
Lead and Copper Rule	Copper Exceedance	1/1/99	WQPs assigned, Retest	7/1/00
IA5200982 OAKDALE HOSPITAL WATER SYSTEM		Population:	450	County: JOHNSON
Lead and Copper Rule	Copper Exceedance	7/1/99	WQPs due + Retest	1/1/00
IA5868085 OAKVILLE WATER SUPPLY		Population:	442	County: LOUISA
Lead and Copper Rule	Copper Exceedance	7/1/99	WQPs due + Retest	1/1/00
Lead and Copper Rule	Copper Exceedance	1/1/99	WQPs due + Retest	7/1/99
IA0858090 OGDEN MUNICIPAL UTILITIES		Population:	1909	County: BOONE
Lead and Copper Rule	Copper Exceedance	1/1/99	WQPs due + Retest	7/1/99
Lead and Copper Rule	Copper Exceedance	7/1/99	WQPs due + Retest	1/1/00
IA7177701 OSCEOLA RURAL WATER SYSTEM-SOUTH		Population:	1753	County: OSCEOLA
Lead and Copper Rule	Copper Exceedance	6/1/99	WQPs due + Retest	1/1/00
IA6273005 OSKALOOSA MUNICIPAL WATER DEPT		Population:	10600	County: MAHASKA
Surface Water Treatment Rule (SWTR)	Turbidity (average)	4/1/99	Compliance Achieved	5/1/99
IA1037301 PINT'S SUBDIVISION		Population:	87	County: BUCHANAN
Lead and Copper Rule	Lead Exceedance	1/1/99	Study Due	7/1/99
IA7770050 POLK CITY WATER SUPPLY		Population:	2134	County: POLK
Lead and Copper Rule	Copper Exceedance	7/1/99	WQPs due + Retest	1/1/00
IA1363051 POMEROY WATER SUPPLY		Population:	762	County: CALHOUN
Lead and Copper Rule	Lead and Copper Exc	7/1/99	WQPs due + Retest + LSL	1/1/00
Lead and Copper Rule	Lead and Copper Exc	1/1/99	WQPs due + Retest + LSL	7/1/99
IA2500600 PRAIRIE VILLAGE MOBILE HOME PK		Population:	200	County: DALLAS
Lead and Copper Rule	Copper Exceedance	6/1/96	WQPs due + Retest	1/1/00
IA9525601 ROCKY KNOLL MHP		Population:	65	County: WINNEBAGO
Lead and Copper Rule	Lead Exceedance	7/1/99	Study Due	1/1/00
IA8400722 RURAL WATER SYSTEM #1 (PLANT 2)		Population:	2135	County: SIoux
Lead and Copper Rule	Copper Exceedance	6/1/96	WQPs due + Retest	1/1/00
IA7778039 SHELDAHL WATER SUPPLY		Population:	315	County: POLK
Lead and Copper Rule	Copper Exceedance	7/1/99	Study Due	1/1/00
IA8584000 STORY CITY WATER DEPT		Population:	2959	County: STORY
Lead and Copper Rule	Lead Exceedance	1/1/99	WQPs due + Retest	7/1/99

RULE	VIOLATION TYPE	COMPLIANCE BEGIN DATE	ENFORCEMENT ACTION	DATE OF ACTION
IA3667012 TABOR WATER SUPPLY			Population: 994 County: FREMONT	
Lead and Copper Rule	Copper Exceedance	7/1/99	WQPs due + Retest	1/1/00
Lead and Copper Rule	Copper Exceedance	1/1/99	WQPs due + Retest	7/1/99
IA5625141 THE DIAL CORPORATION			Population: 570 County: LEE	
Lead and Copper Rule	Lead Exceedance	6/1/99	WQPs due + Retest	1/1/00
IA2573080 WAUKEE WATER SUPPLY			Population: 3411 County: DALLAS	
Lead and Copper Rule	Lead Exceedance	6/1/96	WQPs due + Retest	1/1/00
IA5208600 WESTERN HILLS (MOBILE) ESTATES			Population: 811 County: JOHNSON	
Lead and Copper Rule	Lead Exceedance	1/1/99	Retest	7/1/99
IA0844006 XENIA RURAL WATER DISTRICT (EAST)			Population: 1945 County: BOONE	
Lead and Copper Rule	Copper Exceedance	6/1/99	OCCT implementation in progress	1/1/00
IA2573701 XENIA RURAL WATER DISTRICT (SOUTHWEST)			Population: 3910 County: DALLAS	
Lead and Copper Rule	Lead Exceedance	1/1/99	WQPs due + Retest	7/1/99
Lead and Copper Rule	Lead Exceedance	7/1/99	WQPs due + Retest	1/1/00

TABLE F - Lead and Copper Continuing AL Violations (pre-1999)

RULE	ENFORCEMENT ACTION	DUE DATE
IA5700900 ABBE CENTER FOR COMMUNITY CARE Lead Exceedance	Population: 350 County: LINN Retest 2nd round	6/30/00
IA3503014 ALEXANDER WATER DEPT Copper Exceedance	Population: 170 County: FRANKLIN WQPs due + Retest	6/30/00
IA8503303 ALTA VISTA HOMEOWNERS ASSOCIATION Lead Exceedance	Population: 39 County: STORY Retest 2nd round	6/30/00
IA8403029 ALTON MUNICIPAL WATER DEPARTMENT Copper Exceedance	Population: 1063 County: SIOUX WQPs assigned, Retest	12/31/00
IA3203066 ARMSTRONG WATER SUPPLY Lead and Copper Exceedance	Population: 1025 County: EMMET Retest	12/31/01
IA0607013 BLAIRSTOWN WATER SUPPLY Lead Exceedance	Population: 672 County: BENTON WQPs due + Retest	10/1/00
IA0819033 BOONE Lead Exceedance	Population: 12392 County: BOONE Retest	12/31/00
IA8215448 CAMP ABE LINCOLN Lead Exceedance	Population: 230 County: SCOTT OCCTS due	6/30/00
IA1415072 CARROLL MUNICIPAL WATER SUPPLY Lead Exceedance	Population: 9579 County: CARROLL WQPs assigned, Retest	12/31/00
IA5715093 CEDAR RAPIDS WATER PLANT Lead Exceedance	Population: 108772 County: LINN WQPs assigned, Retest	6/30/00
IA0819303 COAL VALLEY WATER DISTRICT Lead and Copper Exceedance	Population: 100 County: BOONE Retest	12/31/00
IA3600901 COUNTRY ACRES CARE Copper Exceedance	Population: 30 County: FREMONT WQPs due + Retest	6/30/00
IA6015047 DOON WATER SUPPLY Copper Exceedance	Population: 476 County: LYON Retest	6/30/00
IA0717084 DUNKERTON MUNI WATER SUPPLY Copper Exceedance	Population: 746 County: BLACK HAWK WQPs assigned, Retest	12/31/00
IA6115097 EARLHAM MUNICIPAL WATERWORKS Lead Exceedance	Population: 1157 County: MADISON WQPs due + Retest	6/30/00
IA6915015 ELLIOTT WATER SUPPLY Lead Exceedance	Population: 399 County: MONTGOMERY WQPs due + Retest	12/31/00
IA3290601 FOREST RIDGE - CENTER Copper Exceedance	Population: 78 County: EMMET Retest	6/30/00
IA8531083 GILBERT WATER SUPPLY Copper Exceedance	Population: 796 County: STORY WQPs assigned, Retest	12/31/00
IA3128387 GLOECKNERS SUBDIVISION Copper Exceedance	Population: 44 County: DUBUQUE Reduced annual	9/30/00
IA7709395 GREENWOOD ACRES WATER CO. Copper Exceedance	Population: 240 County: POLK WQPs due + Retest	6/30/00
IA7833025 HANCOCK WATER SUPPLY Copper Exceedance	Population: 201 County: POTTAWATTAMIE OCCT implementation in progress	7/31/00
IA5225202 HARGRAVE-MCELENEY, INC. Copper Exceedance	Population: 185 County: JOHNSON Retest	12/31/00
IA6527038 HASTINGS WATER SUPPLY Copper Exceedance	Population: 187 County: MILLS OCCTS due	12/31/00
IA9260528 HIGHLAND HIGH SCHOOL Lead Exceedance	Population: 305 County: WASHINGTON Retest	6/30/00

RULE	ENFORCEMENT ACTION	DUE DATE
IA2561101 IBP, INC. (PERRY PLANT) Lead Exceedance	Population: 1100 County: DALLAS WQPs assigned, Retest	6/30/00
IA7038101 IPSCO STEEL , INC (MONTPELIER) Lead Exceedance	Population: 695 County: MUSCATINE Treatment Install Due	6/30/01
IA9778897 JOHN MORRELL & COMPANY Lead Exceedance	Population: 1365 County: WOODBURY WQPs assigned, Retest	1/1/00
IA3353201 K MART Copper Exceedance	Population: 875 County: FAYETTE Retest	6/30/00
IA9545044 LAKE MILLS MUNICIPAL WATER DEPT-SOUTH Lead Exceedance	Population: 2143 County: WINNEBAGO WQPs due + Retest	6/30/00
IA7614063 LAURENS WATER SUPPLY Lead Exceedance	Population: 1550 County: POCAHONTAS WQPs due + Retest	6/30/00
IA7540174 LEMARS WATER DEPARTMENT Copper Exceedance	Population: 9435 County: PLYMOUTH WQPs assigned, Retest	6/30/00
IA5240095 LONE TREE MUNI WATER SYSTEM Copper Exceedance	Population: 1024 County: JOHNSON WQPs due + Retest	6/30/00
IA5842102 LOUISA GENERATING STATION WS 2 Lead Exceedance	Population: 100 County: MUSCATINE WQP + Retest	12/31/00
IA5847537 LOUISA-MUSCATINE COMMUNITY SCHOOL Copper Exceedance	Population: 1190 County: LOUISA Retest	12/31/00
IA6545020 MALVERN WATER SUPPLY Copper Exceedance	Population: 1210 County: MILLS Treatment Install Due	6/30/01
IA6600901 MITCHELL COUNTY CARE FACILITY Lead Exceedance	Population: 27 County: MITCHELL WQPs due + Retest	9/30/00
IA9753022 MOVILLE WATER SUPPLY Copper Exceedance	Population: 1306 County: WOODBURY WQPs assigned, Retest	7/1/00
IA8222603 MT JOY MOBILE HOME PARK Lead Exceedance	Population: 173 County: SCOTT WQPs due + Retest	6/30/01
IA5200982 OAKDALE HOSPITAL WATER SYSTEM Copper Exceedance	Population: 450 County: JOHNSON WQPs due + Retest	6/30/00
IA5868085 OAKVILLE WATER SUPPLY Copper Exceedance	Population: 442 County: LOUISA WQPs due + Retest	7/1/99
IA0858090 OGDEN MUNICIPAL UTILITIES Copper Exceedance	Population: 1909 County: BOONE WQPs due + Retest	6/30/00
IA7177701 OSCEOLA RURAL WATER SYSTEM-SOUTH Copper Exceedance	Population: 1753 County: OSCEOLA WQPs due + Retest	12/31/00
IA1037301 PINT'S SUBDIVISION Lead Exceedance	Population: 87 County: BUCHANAN Study Due	6/30/00
IA7770050 POLK CITY WATER SUPPLY Copper Exceedance	Population: 2134 County: POLK WQPs due + Retest	6/30/00
IA1363051 POMEROY WATER SUPPLY Lead and Copper Exceedance	Population: 762 County: CALHOUN WQPs due + Retest + LSL	6/30/00
IA2500600 PRAIRIE VILLAGE MOBILE HOME PK Copper Exceedance	Population: 200 County: DALLAS WQPs due + Retest	6/30/00
IA8482096 ROCK VALLEY WATER SUPPLY Copper Exceedance	Population: 2540 County: SOUX WQPs due + Retest	6/30/00
IA9525601 ROCKY KNOLL MHP Lead Exceedance	Population: 65 County: WINNEBAGO Study Due	6/30/00

RULE	ENFORCEMENT ACTION	DUE DATE
IA8400722 RURAL WATER SYSTEM #1 (PLANT 2) Copper Exceedance	Population: 2135 County: SIOUX WQPs due + Retest	6/30/00
IA7778039 SHELDAHL WATER SUPPLY Copper Exceedance	Population: 315 County: POLK Study Due	6/30/00
IA3661048 SIDNEY WATER SUPPLY Copper Exceedance	Population: 1253 County: FREMONT Retest	6/30/00
IA6677089 STACYVILLE WATER SUPPLY Copper Exceedance	Population: 481 County: MITCHEL Retest	12/31/00
IA8584000 STORY CITY WATER DEPT Lead Exceedance	Population: 2959 County: STORY WQPs due + Retest	6/30/00
IA5525807 SYCAMORE APARTMENTS Copper Exceedance	Population: 50 County: JOHNSON Retest	6/30/00
IA3667012 TABOR WATER SUPPLY Copper Exceedance	Population: 994 County: FREMONT WQPs due + Retest	6/30/00
IA5625141 THE DIAL CORPORATION Lead Exceedance	Population: 570 County: LEE WQPs due + Retest	12/31/00
IA7853561 TRI CENTER COMMUNITY SCHOOL Copper Exceedance	Population: 775 County: POTTAWATTAMIE Retest	6/30/00
IA2573080 WAUKEE WATER SUPPLY Lead Exceedance	Population: 3411 County: DALLAS WQPs due + Retest	6/30/00
IA1694000 WEST BRANCH WATER WORKS Copper Exceedance	Population: 1908 County: CEDAR Retest	6/30/00
IA5208600 WESTERN HILLS (MOBILE) ESTATES Lead Exceedance	Population: 811 County: JOHNSON Retest	12/30/00
IA2052001 WOODBURN WATER SUPPLY Lead Exceedance	Population: 240 County: CLARKE Retest	12/31/00
IA0844006 XENIA RURAL WATER DISTRICT (EAST) Copper Exceedance	Population: 1945 County: BOONE OCCT implementation in progress	6/30/01
IA2573701 XENIA RURAL WATER DISTRICT (SOUTHWEST) Lead Exceedance	Population: 3910 County: DALLAS WQPs due + Retest	1/1/00

TABLE G - 1999 Treatment Technique M/R Violations

ANALYTE NAME	VIOLATION NAME	VIOLATION NUMBER	COMPLIANCE BEGIN DATE	ENFORCEMENT ACTION	DATE OF ACTION
IA8503303 ALTA VISTA HOMEOWNER'S ASSOCIATION		Population: 39	County: STORY		
Lead & Copper Rule	Routine Tap	1999-04333	1/1/99	Compliance Achieved	5/25/00
Lead & Copper Rule	Routine Tap	2000-01012	7/1/99	Compliance Achieved	5/25/00
IA8215448 CAMP ABE LINCOLN		Population: 230	County: SCOTT		
Lead & Copper Rule	Routine Tap	1999-04324	1/1/99	Compliance Achieved	9/1/99
IA0819303 COAL VALLEY WATER DISTRICT		Population: 100	County: BOONE		
Lead & Copper Rule	Routine Tap	1999-04232	1/1/99	Compliance Achieved	1/27/00
IA5200825 CORALVILLE LAKE MANOR		Population: 170	County: JOHNSON		
Lead & Copper Rule	Routine Tap	2000-01448	1/1/99	Compliance Achieved	9/28/99
IA5200817 CORALVILLE LAKE TERRACE		Population: 340	County: JOHNSON		
Lead & Copper Rule	Routine Tap	2000-00092	10/1/96	NOV issued	10/22/99
IA3122301 COUNTRY HILLS WATER CORP		Population: 41	County: DUBUQUE		
Lead & Copper Rule	Routine Tap	2000-00241	10/1/98	Compliance Achieved	9/30/99
IA5307101 FOOD WASTE SOLUTIONS		Population: 120	County: JONES		
Lead & Copper Rule	Routine Tap	2000-01297	7/1/99	Compliance Achieved	3/27/00
Lead & Copper Rule	Routine Tap	2000-01470	1/1/99	Compliance Achieved	3/27/00
IA5282306 GALLERY ACRES WEST		Population: 50	County: JOHNSON		
Lead & Copper Rule	Routine Tap	2000-01285	7/1/99	Compliance Achieved	3/27/00
IA3126307 GREENBRIAR SUBDIVISION		Population: 52	County: DUBUQUE		
Lead & Copper Rule	Routine Tap	2000-00882	10/1/96	Compliance Achieved	4/8/99
IA3353201 K MART		Population: 875	County: FAYETTE		
Lead & Copper Rule	Routine Tap	2000-00969	7/1/99	Compliance Achieved	6/17/00
Lead & Copper Rule	Routine Tap	2000-01471	1/1/99	Compliance Achieved	6/17/00
IA5282305 LAKE MACBRIDE HEIGHTS HOA		Population: 75	County: JOHNSON		
Lead & Copper Rule	Routine Tap	2000-01449	1/1/99	Compliance Achieved	9/8/99
IA5225315 LAKE RIDGE, INCORPORATED		Population: 650	County: JOHNSON		
Lead & Copper Rule	Routine Tap	2000-00117	10/1/98	Compliance Achieved	8/25/99
IA1750196 LEHIGH PORTLAND CEMENT		Population: 155	County: CERRO GORDO		
Lead & Copper Rule	Routine Tap	2000-00154	10/1/96	Compliance Achieved	12/8/99
IA5751301 MEADOW KNOLLS ADDITION		Population: 59	County: LINN		
Lead & Copper Rule	Routine Tap	2000-00156	10/1/96	Compliance Achieved	2/8/00
IA4852082 MILLERSBURG WATER DEPT		Population: 188	County: IOWA		
Lead & Copper Rule	Routine Tap	2000-01446	1/1/99	Compliance Achieved	7/8/99
IA8222603 MT JOY MOBILE HOME PARK		Population: 173	County: SCOTT		
Lead & Copper Rule	Routine Tap	2000-01473	7/1/99	NOV issued	2/4/00
IA5358096 ONSLOW WATER SUPPLY		Population: 216	County: JONES		
Lead & Copper Rule	Routine Tap	2000-00880	10/1/96	Compliance Achieved	7/27/99
IA5260017 OXFORD WATER SUPPLY		Population: 663	County: JOHNSON		
Lead & Copper Rule	Routine Tap	2000-00126	10/1/96	Compliance Achieved	11/16/99
IA4664043 PIONEER WATER SYSTEM		Population: 46	County: HUMBOLDT		
Lead & Copper Rule	Routine Tap	2000-00063	10/1/98	Compliance Achieved	11/19/99
IA4271901 QUAKERDALE		Population: 35	County: HARDIN		
Lead & Copper Rule	Routine Tap	2000-00300	10/1/98	Compliance Achieved	11/17/99
IA7038800 RANCHO VALLEY HOMEOWNERS ASSOC		Population: 65	County: MUSCATINE		
Lead & Copper Rule	Routine Tap	2000-00191	10/1/96	Compliance Achieved	6/4/00

ANALYTE NAME	VIOLATION NAME	VIOLATION NUMBER	COMPLIANCE BEGIN DATE	ENFORCEMENT ACTION	DATE OF ACTION
IA2570302 RIVER OAKS DEVELOPMENT		Population: 37	County: DALLAS		
Lead & Copper Rule	Initial Tap	1999-03825	1/1/99	Compliance Achieved	7/30/99
Lead & Copper Rule	Routine Tap	1999-04256	1/1/99	Compliance Achieved	7/30/99
IA3126590 SAGEVILLE ELEMENTARY SCHOOL		Population: 435	County: DUBUQUE		
Lead & Copper Rule	Routine Tap	2000-00249	10/1/96	NOV issued	11/9/99
IA4260601 SOUTHPARK		Population: 26	County: HARDIN		
Lead & Copper Rule	Routine Tap	1999-04275	1/1/99	Compliance Achieved	9/1/99
IA3126603 SUPER 20 MOBILE HOME PARK		Population: 238	County: DUBUQUE		
Lead & Copper Rule	Routine Tap	1999-04267	1/1/99	Compliance Achieved	7/7/99
IA5200303 TIMBER TRAIL HOMEOWNERS ASSOCIATION		Population: 78	County: JOHNSON		
Lead & Copper Rule	Routine Tap	2000-01447	1/1/99	Compliance Achieved	7/7/99
IA7853561 TRI CENTER COMMUNITY SCHOOL		Population: 775	County: POTTAWATTAMIE		
Lead & Copper Rule	Routine Tap	2000-01004	7/1/99	Compliance Achieved	2/1/00
IA2452044 VAIL WATER SUPPLY		Population: 388	County: CRAWFORD		
Lead & Copper Rule	Routine Tap	1999-05120	1/1/99	Compliance Achieved	9/7/99
IA5625146 WABASH NATIONAL CORP - FT MADISON PLANT		Population: 468	County: LEE		
Lead & Copper Rule	Routine Tap	2000-01450	1/1/99	Compliance Achieved	8/22/99
IA0397551 WATERVILLE ELEMENTARY SCHOOL		Population: 225	County: ALLAMAKEE		
Lead & Copper Rule	Routine Tap	2000-00057	10/1/96	NOV issued	11/9/99
IA5715601 WENDY OAKS MHP		Population: 41	County: LINN		
Lead & Copper Rule	Routine Tap	2000-01437	7/1/99	Compliance Achieved	2/22/00
IA1900601 WINTER MOBILE HOME PARK		Population: 50	County: CHICKASAW		
Lead & Copper Rule	Routine Tap	2000-00170	10/1/96	NOV issued	11/9/99
IA2052001 WOODBURN WATER SUPPLY		Population: 240	County: CLARKE		
Lead & Copper Rule	Routine Tap	1999-04245	1/1/99	Compliance Achieved	2/2/00
Lead & Copper Rule	Routine Tap	2000-00956	7/1/99	Compliance Achieved	2/2/00

GLOSSARY

AL	Action Level
AOP	Administrative Order with Penalty
AOWP	Administrative Order without Penalty
BCA	Bilateral Compliance Agreement (operation permit)
CCR	Consumer Confidence Report
CT	Contact Time of residual disinfectant
EPA	U.S. Environmental Protection Agency
IDNR	Iowa Department of Natural Resources
IOC	Inorganic Chemicals
LSL	Lead Service Line
MCL	Maximum Contaminant Level
mg/L	milligrams per liter
M/R	Monitoring and Reporting
mrem/yr	millirems per year
NOV	Notice of Violation
NTU	nephelometric turbidity units
pCi/L	picocuries per liter
PWS's	Public Water Systems
PWSS	Public Water System Supervision (EPA program)
SDWA	Safe Drinking Water Act
SDWIS/FED	Safe Drinking Water Information System/Federal (EPA's electronic database)
SOC	Synthetic (Nonvolatile) Organic Chemical
SWTR	Surface Water Treatment Rule
TT	Treatment Technique
VOC	Volatile Organic Chemical
WQP	Water Quality Parameters
>	greater than
<	less than

For Additional Information, contact:

Charlotte Lafargue Henderson	Environmental Specialist Senior charlotte.henderson@dnr.state.ia.us EPA Reporting, Data Quality	515/281-8914
Hal Frank	Environmental Specialist hal.frank@dnr.state.ia.us SDWIS Data Management	515/281-6845
Mike Wiemann	Environmental Specialist Senior mike.wiemann@dnr.state.ia.us SDWIS Data Management	515/281-3989
Joe Zerfas	Environmental Specialist Senior joe.zerfas@dnr.state.ia.us SDWIS Administrator	515/281-8473
Diane Moles	Environmental Specialist Senior diane.moles@dnr.state.ia.us Rules Development	515/281-8863
Dennis Alt	Water Supply Section Supervisor dennis.alt@dnr.state.ia.us	515/281-8998

Mailing Address for the above persons:

Iowa Department of Natural Resources
 Environmental Protection Division
 Attn.: _____
 Wallace State Office Building
 502 E. Ninth Street
 Des Moines, IA 50319-0034



PRINTED ON
RECYCLED PAPER