

**MAC  
TOOLS**

**STP**<sup>TM</sup>  
STUDENT TECH PROGRAM



**GENERATION 20**

# MAL TOOLS





**MAC  
TOOLS**

**STP**  
STUDENT TECH PROGRAM™





**TABLE OF CONTENTS:**

***TOOL STORAGE***

PAGES 6 - 17

***RATCHETS AND SOCKETS***

PAGES 18 - 41

***EXPERT®***

PAGES 42 - 47

***WRENCHES***

PAGES 48 - 53

***TORQUE WRENCHES***

PAGES 54 - 55

***HAND TOOLS***

PAGES 56 - 73

***POWER TOOLS***

PAGES 74 - 79

***DEWALT®***

PAGES 80 - 81

***DIAGNOSTICS***

PAGES 82 - 87

***LIGHTING***

PAGES 88 - 89

***PAINT AND BODY***

PAGES 90 - 97

***SHOP ACCESSORIES***

PAGES 98 - 99

***SPECIALTY TOOLS***

PAGES 100 - 107

***BATTERY AND RADIATOR***

PAGES 108 - 110

***BRAKE AND WHEEL***

PAGES 111 - 115

***MASTER SETS***

PAGES 116 - 129

***NEW PRODUCTS***

PAGES 130 - 132

***INDEX***

PAGES 136





# SUPPORTING TOMORROW'S TECHNICIAN

The Student Tech Program™ offers significant savings on automotive technician tools, tool storage, and other products.

Order tool sets as recommended by your school's program or build a set that suits your needs.


STP™ provides tech students and schools the opportunity to purchase top quality products. These products are offered at an exceptional value and serviced exclusively by Mac Tools®.

## **SCHOOL DISCOUNTS**

Schools are eligible to receive a significant discount on most tools, toolboxes, and other products. Schools do not have purchasing limitations for products used for education.

## **DEEP DISCOUNTS**

- Discounts on school-required complete sets
- Discounts on most hand tools, air tools, and toolboxes
- Qualifying toolboxes are TECH™ Series and smaller
- The ability to make a custom set  
*See your Distributor for a quote*



# STP<sup>TM</sup>

STUDENT TECH PROGRAM



800.MACTOOLS  
OPTION 6



MACTOOLS.COM/  
STP

Mac Tools® has provided quality tools, unparalleled service and innovative solutions for 80 years. We are committed to forging lifetime relationships and equipping the professional technicians of tomorrow with all the tools they need to build for their future.

## STUDENT DISCOUNTS

Students are able to receive a significant discount on most products including Power Tools, Hand tools, Toolboxes, and more. Eligible students can order product sets as recommended by their school's program or build a product set to suit their needs in an amount up to \$9,500 in total STP purchases.

For any questions concerning the Student Tech Program, contact a Student Tech Customer Service Representative at **800.MACTOOLS**, option 6 or email **Mac.StudentTech@sbdinc.com**.



*Requirements for eligibility to be approved for an educational discount, please provide proof of eligibility for the following items: - ID card for your institution - Enrollment documents for the current academic year - Valid receipt (must contain the student name, date/duration of the course and the name of the academic institution)*



800.MACTOOLS




MACTOOLS.COM/STP

# TECH™

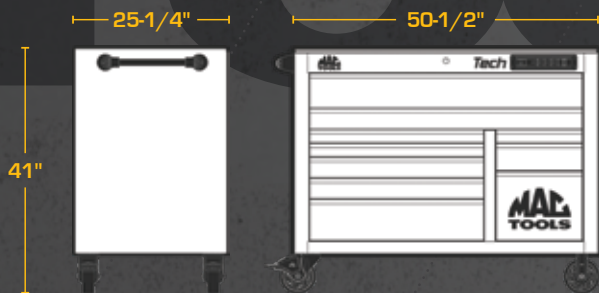
## SERIES OVERVIEW

The Mac Tools® TECH™ series tool boxes are built tough to meet the needs to professional technicians. Available in mid-range sizes from 34" to 67", and a 25" depth, these boxes offer optimized capacity for a growing business and experienced technician. With 125/250 lbs. drawer capacities, 1,200 lbs. casters, and optimized attachments and add-ons like Side Boxes, Side Cabinets, Top Hutches and Top Chests, the Tech series is built for expandability as a tech grows in his or her career.

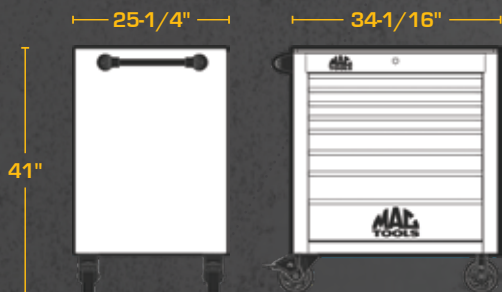
Like the MACSIMIZER® series, the TECH™ series can be fully customized with different powder coated finishes, anodized trim and badge options, and custom drawer configurations to suit the needs and reflect the personality of its owner.



**T6725PDP**



**T5025PDP**



**T3425**



**BALL-BEARING TRACK SLIDES**





The tools on these pages have been PROUDLY MADE IN THE USA with global components.



**HEAVY-DUTY OIL-FILLED LIFT CYLINDERS**

**FRONT FACING POWER STRIP**

**VINYL TOP MAT**

**FULL-WIDTH ALUMINUM EXTRUDED DRAWER PULLS**

**RECESSED DOUBLE-WALL DRAWER FRONT**

**HEAVY-DUTY 6" ROLLX™ CASTERS**

**POWERTECH™  
DRAWER**

*iLock and Roll-X are trademarks of Algood Casters Limited*



800.MACTOOLS



MACTOOLS.COM



The tools on these pages have been  
**PROUDLY MADE IN THE USA**  
with global components.



**T6725TC**  
**15-DRAWER**  
**TOP CHEST**

**T6725PDP**  
**17-DRAWER**  
**WORKSTATION WITH**  
**POWERTECH™ DRAWER**

CABINET		
25" Depth for Enhanced Storage Space	<b>MTO</b> - Badges are Customizable in Seven Different Color Options	
67" Widths Available	Chemical Resistant Axalta® Powder Coating in 12 Standard Colors	
41" Overall Height (Including Casters)	Front Facing Power: Four 120AC Outlets and Two USB Outlets	
16ga Steel Construction for Maximum Durability	Heavy-Duty Vinyl Top Mat	
DRAWERS		
5" Over 3" Extra-Wide Top Drawers Comes Standard	<b>MTO</b> - Drawer Heights are Configurable	
Full-Length Aluminum Drawer Pulls	<b>MTO</b> - Drawer Pulls are Customizable in Seven Different Anodized Finishes	
* Power Drawer with AC outlets for Battery and Peripheral Charging	Non-Skid Drawer Liners included for Every Drawer	
CASTERS	SECURITY	DRAWER SLIDES
6" RollX™ Casters	UniKey® Tubular Lock can be Keyed-alike for Add-Ons	125 Lbs. Weight Capacity Ball-Bearing Slides
iLock® Top Brake System		250 lbs. Weight Capacity on Deep 5"+ Drawers
1,200 Lbs. Weight Capacity Per Caster		Adjustable Detent from 12-24 lbs.

PRODUCT #	DESCRIPTION	MAX DRAWERS	OVERALL DIMENSIONS W x H x D (IN.)	VOLUME CU IN.	POWER STRIP	POWERTECH™ DRAWER
<b>T6725DT</b>	Drop Top	16	66-5/8" x 46-3/8" x 27"	30,127	•	•
<b>T6725TC</b>	Top Chest	15	66-5/8" x 27-5/8" x 25-1/4"	24,346		
<b>T6725PDP</b>	Workstation	17	66-5/8" x 46-3/8" x 27"	30,127	•	•
<b>T6725P</b>	Workstation	16	66-5/8" x 46-3/8" x 27"	30,127	•	
<b>T5025TC</b>	Top Chest	10	50-1/2" x 27-5/8" x 25-1/4"	19,456		
<b>T5025PDP</b>	Workstation	10	50-1/2" x 41" x 25-1/4"	22,574	•	•
<b>T5025P</b>	Workstation	10	50-1/2" x 41" x 25-1/4"	22,574	•	

\* Available Option

iLock and RollX are trademarks of Algood Casters Limited | Unikey is a registered trademark of Unikey Technologies, Inc. Axalta is a trademark of Axalta Coating Systems IP Co. LLC



iLock and Roll-X are trademarks of Algood Casters Limited | Unikey is a registered trademark of Unikey Technologies, Inc.  
Axalta is a trademark of Axalta Coating Systems IP Co, LLC



**T5025PDP**  
**10-DRAWER**  
**WORKSTATION WITH**  
**POWERTECH™ DRAWER**



**T5025TC**  
**10-DRAWER TOP CHEST**



**T3425TC**  
**5-DRAWER**  
**TOP CHEST**



**T3425**  
**8-DRAWER**  
**ROLLER CABINET**

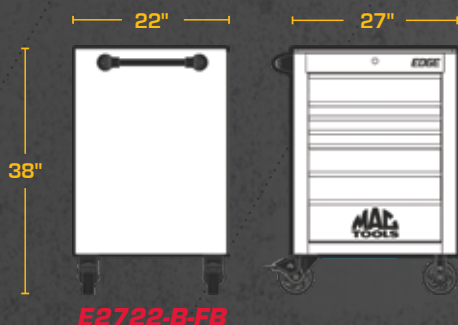

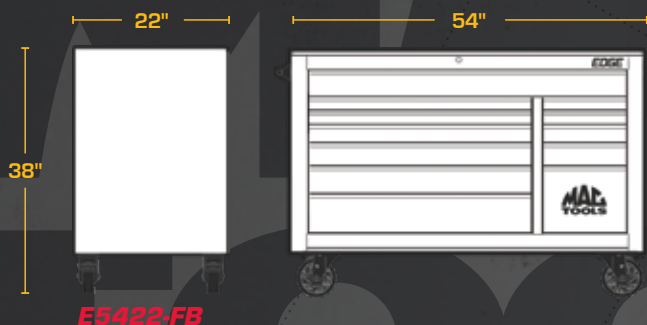
CABINET						
25" Depth for Enhanced Storage Space			MTO - Badges are Customizable in Seven Different Color Options			
34" Widths Available			Chemical Resistant Axalta® Powder Coating in 12 Standard Colors			
41" Overall Height (Including Casters)			Single-Bank of Drawers			
16ga Steel Construction for Maximum Durability			Heavy-Duty Vinyl Top Mat			
DRAWERS						
8-Drawer Standard Configuration			MTO - Drawer Heights are Configurable			
Full-Length Aluminum Drawer Pulls			MTO - Drawer Pulls are Customizable in Seven Different Anodized Finishes			
			Non-Skid Drawer Liners included for Every Drawer			
CASTERS		SECURITY		DRAWER SLIDES		
6" RollX™ Spring Loaded Casters		UniKey® Tubular Lock can be Keyed-alike for Add-Ons		125 Lbs. Weight Capacity Ball-Bearing Slides		
iLock® Top Brake System				250 lbs. Weight Capacity on Deep 5"+ Drawers		
1,200 Lbs. Weight Capacity Per Caster				Adjustable Detent from 12-24 lbs.		
PRODUCT #	DESCRIPTION	MAX DRAWERS	OVERALL DIMENSIONS W x H x D (IN.)	VOLUME CU IN.	POWER STRIP	POWERTECH™ DRAWER
<b>T3425TC</b>	Top Chest	8	34-1/16" x 41" x 25-1/4"	15,014		
<b>T3425</b>	Cabinet	5	34-1/16" x 27-5/8" x 25-1/4"	12,038		

# GEN 2 EDGE™

## SERIES OVERVIEW

The EDGE™ series roller cabinet was built from the ground up for beginning techs and young professionals who demand excellent performance out of a tool box that won't break the bank. The EDGE™ comes in a standard 11-drawer configuration that was developed in the field with techs to optimize storage.

Available in a single color with 5 different anodized trim options, 125 lbs. soft-close drawers, 1,000 lbs. casters, with an optimized assortment of accessories and add-ons to meet the needs of students and young professionals that need a storage solution as agile and versatile as they are.



**E5422TC-B-FB** (NOT SHOWN)

**54" 6-DRAWER  
TOP CHEST**

**E5422-B-FB**  
**54" 11-DRAWER  
WORKSTATION**






The tools on these pages have been  
**PROUDLY MADE IN THE USA**  
with global components.



**HEAVY-DUTY  
VINYL TOP MAT**



**BADGES AND PULLS  
CAN BE ORDERED  
IN FIVE STANDARD  
ANODIZED FINISHES**

**CHEMICAL RESISTANT  
AXALTA® POWDER COATING**

**125 LBS. SOFT  
CLOSE SLIDES**

**6" X 2" POLYURETHANE  
CASTERS**



**800.MACTOOLS**



**MACTOOLS.COM**

# GEN 2 EDGE™

## 22" DEEP WORKSTATIONS

 Flat Black with Color Badges and Pulls



The tools on these pages have been **PROUDLY MADE IN THE USA** with global components.



### **E2722TC-B-FB** **27" 4-DRAWER** **TOP CHEST**

- Two 2" tall drawers
- Two 4" tall drawers
- One 6" tall drawer
- One top compartment

### **E2722-B-FB** **27" 7-DRAWER** **WORKSTATION**

- Three 2" tall drawers
- Three 4" tall drawers
- One 6" wide drawer

CABINET		
22" Depth for Greater Storage Space	Badges are Offered in Five Different Color Options	
27", 41" and 54" Widths Available	Chemical Resistant Axalta® Powder Coating	
38" Overall Height (Including Casters)	Heavy-Duty Vinyl Top Mat	
18ga Steel Construction for Excellent Durability		
DRAWERS		
4" Extra-Wide Top Drawer	Drawer Pulls are Customizable in Five Different Finishes	
Full-Length Aluminum Drawer Pulls	Non-Skid Drawer Liners included for Every Drawer	
12-Drawer Configuration for Optimal Storage and Efficiency		
CASTERS	SECURITY	DRAWER SLIDES
6"x 2" Two Fixed and Two Swivel Locking Casters	Keyed Locking System	120 Lbs. Weight Capacity Ball-Bearing Slides
Top Brake System		200 lbs. Weight Capacity on Deep 6"+ Drawers
1,000 Lbs. Weight Capacity Per Caster		Soft-Close for optimal Detent and Better Security

Axalta is a trademark of Axalta Coating Systems IP Co. LLC





**E4122TC-B-FB**  
**41" 4-DRAWER**  
**TOP CHEST**

- Two 2" tall drawers
- Two 4" tall drawers
- One top compartment

**E4122-B-FB**  
**41" 11-DRAWER**  
**WORKSTATION**



-RD Red

-BL Blue

-GY Gray

-LG Green

-OR Orange

PRODUCT #	DESCRIPTION	MAX DRAWERS	OVERALL DIMENSIONS W x H x D (IN.)	VOLUME CU IN.
<b>E2722-B-FB</b>	Workstation	7	27" x 30-15/16" x 22"	8,863
<b>E4122-B-FB</b>	Workstation	11	41" x 30-15/16" x 22"	14,037
<b>E5422-B-FB</b>	Workstation	11	54" x 30-15/16" x 22"	19,405

PRODUCT #	DESCRIPTION	MAX DRAWERS	OVERALL DIMENSIONS W x H x D (IN.)	VOLUME CU IN.
<b>E2722TC-B-FB</b>	Top Chest	4	27" x 30-15/16" x 22"	8,780
<b>E4122TC-B-FB</b>	Top Chest	4	41" x 30-15/16" x 22"	13,936
<b>E5422TC-B-FB</b>	Top Chest	6	54" x 30-15/16" x 22"	19,056



# UTILITY CARTS

## MODULAR STORAGE AND TOOL BAGS



CABINET
Drop-Top Opens for Extra Storage
Blown-Molded Bumpers Protect Against Damage
DRAWERS
7" Deep Top Compartment
Non-Skid Drawer Liners included for Every Drawer
CASTERS
Two Fixed and Two Locking Swivel Casters
100 Lbs. Weight Capacity Ball-Bearing Slides

**MB327UCFD** (NOT SHOWN)  
**7-DRAWER UTILITY CART**  
**MB427UCFD**  
**7-DRAWER UTILITY CART**

PRODUCT #	DESCRIPTION	MAX DRAWERS	OVERALL DIMENSIONS W x H x D (IN.)	VOLUME CU IN.	POWER STRIP
<b>MB327UCFD</b>	Cart	7	32-1/2" x 42-3/4" x 22-1/2"	18,768	•
<b>MB427UCFD</b>	Cart	7	42" x 42-3/4" x 22-1/2"	20,758	•





# AVAILABLE IN

FIREBRICK  
RED  
(-RD)

SAPPHIRE  
BLUE  
(-BL)

FIREBALL  
ORANGE  
(-OR)

LIME  
GREEN  
(-LG)

GALAXY  
BLACK  
(-BK)



## UC3016-1DRW DELUXE UTILITY CART WITH DRAWER AND LID

- 3" Deep locking storage top with full piano hinge and 3" Bottom shelf
- Ball-bearing track slide drawer
- Drawer and top are keyed alike
- 4" Casters; two locking and two standard
- Baked-on powder coat finish
- 18-Gauge steel construction
- 350 lbs. Capacity



## UC3919-3DRW UTILITY CART

- Rugged tubular frame provides strength and unique appearance
- Push handles on both sides of cart for easy maneuvering
- 4" Deep top compartment for easy storage of deep sockets, air tools, etc.
- Easy grab powder coated drawer pulls
- Lid utilizes gas-filled lift supports
- 100 lb. capacity ball bearing slides with 100% full extension
- Non-slip PVC drawer liners included in drawers, top compartment, and bottom tray
- Bottom tray design allows easy access to bulk items from front or back



## MB6UC UTILITY CART WITH LID

- Made of durable injection molded structural foam
- 150 lbs. per Shelf weight capacity
- Resistant to most automotive chemicals
- Built-in cutout for using a padlock to secure lid



## UC3016 UTILITY CART

- Two 3" deep storage shelves
- 18-Gauge steel construction
- 350 lbs. Capacity
- 4" Casters; two locking and two standard
- Available in red, black, blue, and yellow

PRODUCT #	DESCRIPTION	MAX DRAWERS	OVERALL DIMENSIONS W x H x D (IN.)
UC3016-1DRW	Cart	1	30" x 35-1/2" x 16"
UC3919-3DRW	Cart	3	38-1/2" x 18-1/2" x 39-1/2"
MB6UC	Cart	-	37" x 38" x 19"
UC3016	Cart	-	30" x 35-1/2" x 16"



# STORAGE

## MODULAR STORAGE AND TOOL BAGS



**MBTS100**  
**MODULAR ORGANIZER BOX**

- Polycarbonate lid for impact resistance and visibility of contents
- Two large and six small removable organizer cups



**MBTS150**  
**MODULAR MEDIUM TOOL BOX**

- Locking fold-down top tray with two covered compartments
- Four large and Eight small organizer cups



**MBTS300**  
**MODULAR MEDIUM TOOL BOX**

- Removable insert tray for small parts and tools organization
- 1.2" Deep compartment for larger tools storage



**MTB001** (NOT SHOWN)  
**SMALL TOOL BAG**

**MTB002**  
**MEDIUM TOOL BAG**

**MTB003** (NOT SHOWN)  
**LARGE TOOL BAG**

- Industrial-strength materials
- Ergonomic handle design



**TBLG09C**  
**ORGANIZER TOOL BAG**

- Three interior sections and numerous pockets for easy organization
- Durable 600D polyester material
- Padded shoulder strap



**TB505**  
**MULTI-USE TOOL BAG**

**TB506** (NOT SHOWN)  
**MULTI-USE TOOL ROLLER BAG WITH TELESCOPIC HANDLE**

- Special screwdriver and saw compartment
- Flap-top storage pouch
- Durable 1,200 x 1,200D fabric
- Rigid and waterproof plastic bottom

PRODUCT #	DESCRIPTION	OVERALL DIMENSIONS W x H x D (IN.)	OPEN POCKETS	ZIPPERED POCKETS	VELCRO® POCKETS	TOTAL POCKETS
<b>MTB001</b>	Tool Bag	13-1/2" x 9" x 8-1/2"	8			8
<b>MTB002</b>	Tool Bag	18-1/2" x 11" x 12"	4	2	4	10
<b>MTB003</b>	Tool Bag	24" x 13" x 13"	4	2	4	10
<b>TBLG09C</b>	Tool Bag	16" x 12" x 12"	17		1	18
<b>TB505</b>	Tool Bag	19" x 13-1/2" x 9"	9	1	3	13
<b>TB506</b>	Tool Bag	19" x 13-1/2" x 9"	9	1	3	13



# TRAYS AND COVERS



MAGTRAY-4

MAGTRAY-3



MAGTRAY-5



MAGTRAY



MAGTRAY-2

## MAGNETIC PARTS TRAYS


- Powerful magnets are rubber-covered to prevent scratching painted surfaces
- Base is fuel and oil-resistant
- Stainless steel except **MAGTRAY-5**

PRODUCT #	HEIGHT	HEIGHT (MM)	LENGTH	LENGTH (MM)	WIDTH	WIDTH (MM)
<b>MAGTRAY</b>	1-1/2"	38.1	5-3/4"	146.1	5-3/4"	146.1
<b>MAGTRAY-2</b>	1-3/8"	34.9	8"	203.2	4"	101.6
<b>MAGTRAY-3</b>	1"	25.4	6-1/2"	165.1	14"	355.6
<b>MAGTRAY-4</b>	1-1/4"	31.7	12-1/2"	317.5	10-1/4"	260.4
<b>MAGTRAY-5</b>	4-1/2"	114.3	6"	152.4	6"	152.4



## FC100 CLING-ON FENDER COVER 2-PK.

- Plasticized vinyl-coated foam construction
- Die-cut finished edge
- Dimensions: 24" x 36"



## TOOL BOX TRAYS

- High-impact material

PRODUCT #	HEIGHT	HEIGHT (MM)	LENGTH	LENGTH (MM)	WIDTH	WIDTH (MM)
<b>MBPT-RB</b>	1-1/4"	31.7	15-3/4"	400.1	11-1/8"	282.6
<b>MBPT-GB</b>	1-1/4"	31.7	15-3/4"	400.1	11-1/8"	282.6



# 1/4" DRIVE RATCHETS



The tools on this page have been PROUDLY MADE IN THE USA with global components.



**MR690FK** (NOT SHOWN)  
1/4" DRIVE AXIS™ METAL  
HANDLE FLEX RATCHET - 6"

**MR990FPA**  
1/4" DRIVE AXIS™ COMFORT  
HANDLE FLEX RATCHET - 9"

**MR690LFK** (NOT SHOWN)  
1/4" DRIVE AXIS™ METAL HANDLE  
LOCKING FLEX RATCHET - 6"

**MR990LFPA**  
1/4" DRIVE AXIS™ COMFORT HANDLE  
LOCKING FLEX RATCHET - 9"



**MR590K**  
1/4" DRIVE AXIS™ METAL  
HANDLE RATCHET - 5"

**MR990K** (NOT SHOWN)  
1/4" DRIVE AXIS™  
METAL HANDLE RATCHET - 9"



**MR690PA**  
1/4" DRIVE AXIS™ COMFORT  
HANDLE RATCHET - 6"

**MR990PA** (NOT SHOWN)  
1/4" DRIVE AXIS™ COMFORT  
HANDLE RATCHET - 9"

PRODUCT #	GEAR TEETH	RATCHET SWING	HANDLE	OVERALL LENGTH IN. / MM
<b>MR590K</b>	90	4°	Metal	5" / 127
<b>MR690FK</b>	90	4°	Metal	6" / 152
<b>MR690LFK</b>	90	4°	Metal	6" / 152
<b>MR990K</b>	90	4°	Metal	9" / 228.6

PRODUCT #	GEAR TEETH	RATCHET SWING	HANDLE	OVERALL LENGTH IN. / MM
<b>MR690PA</b>	90	4°	Comfort handle	6" / 152
<b>MR990PA</b>	90	4°	Comfort handle	9" / 228.6
<b>MR990FPA</b>	90	4°	Comfort handle	9" / 228.6
<b>MR990LFPA</b>	90	4°	Comfort handle	9" / 228.6

# 1/4" DRIVE BREAKER BARS AND EXTENSIONS



**M6SA**  
1/4" DRIVE  
SPIN HANDLE

- Doubles as an extension
- Comfort-Grip™ Handle
- Overall length: 6-1/4" / 158.8mm



**MRRSP**  
1/4" DRIVE PALM  
CONTROL SPINNER

- Small size ideal for working in tight areas
- Aluminum knurled outer ring for secure grip



**MR4FC**  
1/4" DRIVE MINI FLEX-HEAD RATCHET

**MR4C** (NOT SHOWN)  
1/4" DRIVE MINI RATCHET

**MR5BD** (NOT SHOWN)  
1/4" HEX DRIVE MINI BIT RATCHET

- Quick-release button locks socket in place and provides quick release when job is completed (Not MR5BD)
- Full-polish, chrome-plated finish
- Ultra-compact 1/4" high tooth-count ratchets ideal for work in tight places



**M14SL**  
1/4" DRIVE LOCKING  
SPEED HANDLE

- Vertical grip for greater comfort and speed
- Quick-release lock-ring secures socket in place
- Full-polish chrome for superior protection

**M6SFA**  
1/4" DRIVE BREAKER BAR - 6"

- Exclusive triangular grip provides greater control and comfort when applying the load by hand
- Heavy-duty design provides stronger yoke-style head design, black-oxide drive plug provides optimum strength and joint retention performance



PRODUCT #	OVERALL LENGTH IN. / MM	SET
<b>SMEW5PT</b>	5-PC. 1/4" Drive Wobble Extension Set	
<b>M2EW</b>	2" / 50.8	
<b>M4EW</b>	4" / 101.6	•
<b>M6EW</b>	6" / 152.4	•
<b>M10EW</b>	10" / 254	•
<b>M14EW</b>	14" / 355.6	•

PRODUCT #	OVERALL LENGTH IN. / MM	SET
<b>SMEK5PT</b>	5-PC. 1/4" Drive Knurled Extension Set	
<b>M1EK</b>	1" / 25.4	
<b>M2EK</b>	2" / 50.8	•
<b>M4EK</b>	4" / 101.6	•
<b>M6EK</b>	6" / 152.4	•
<b>M10EK</b>	10" / 254	•
<b>M14EK</b>	14" / 355.6	•
<b>M24EK</b>	24" / 609.6	•

WARNING: Chrome sockets and attachments should only be used with hand-operated handles.



**MUP2B**  
1/4" DRIVE IMPACT BALL-  
DETENT UNIVERSAL JOINT

- Ball and spring type joint
- 30° Working angle
- Overall length: 1-13/32" / 35.7mm



**A812**  
ADAPTER

- 1/4" Female square.
- 3/8" Male square
- Overall length: 7/8" / 22.2mm



**AP812**  
IMPACT ADAPTER

- 1/4" Female square
- 3/8" Male square
- Overall length: 7/8" / 22.2mm



**M3U**  
1/4" DRIVE  
UNIVERSAL ADAPTER

- 1/4" Female square
- 1/4" Male square
- Overall length: 1-13/32" / 35.7mm



MACTOOLS.COM



WARNING: Cancer and Reproductive Harm - p65warnings.ca.gov  
For more info click-on MACTOOLS.COM/PROP65

# 1/4" DRIVE SOCKET SETS



## SAE SOCKET SETS

PRODUCT #	SIZE	SET	
<b>SM102TR</b>	10-PC. 12-PT. 1/4" Drive SAE Standard Socket Set		
<b>SM106TR</b>	10-PC. 6-PT. 1/4" Drive SAE Standard Socket Set		
<b>SAE 12</b>	<b>M62</b>	3/16"	•
	<b>M72</b>	7/32"	•
	<b>M82R</b>	1/4"	•
	<b>M92R</b>	9/32"	•
	<b>M102R</b>	5/16"	•
	<b>M112R</b>	11/32"	•
	<b>M122R</b>	3/8"	•
	<b>M142R</b>	7/16"	•
	<b>M162R</b>	1/2"	•
	<b>M182R</b>	9/16"	•
<b>SAE 6</b>	<b>M46</b>	1/8"	•
	<b>M56</b>	5/32"	•
	<b>M66R</b>	3/16"	•
	<b>M76R</b>	7/32"	•
	<b>M86R</b>	1/4"	•
	<b>M96R</b>	9/32"	•
	<b>M106R</b>	5/16"	•
	<b>M116R</b>	11/32"	•
	<b>M126R</b>	3/8"	•
	<b>M146R</b>	7/16"	•
<b>M166R</b>	1/2"	•	
<b>M186R</b>	9/16"	•	
<b>MT3</b>	Metal Tray	•	

## METRIC SOCKET SETS

PRODUCT #	SIZE	SET	
<b>SMM102TR</b>	10-PC. 12-PT. 1/4" Drive Metric Socket Set		
<b>SMM106TR</b>	10-PC. 6-PT. 1/4" Drive Metric Socket Set		
<b>MM 12</b>	<b>M25MM</b>	5	•
	<b>M26MMR</b>	6	•
	<b>M27MMR</b>	7	•
	<b>M28MMR</b>	8	•
	<b>M29MMR</b>	9	•
	<b>M210MMR</b>	10	•
	<b>M211MMR</b>	11	•
	<b>M212MMR</b>	12	•
	<b>M213MMR</b>	13	•
	<b>M214MMR</b>	14	•
<b>MM 6</b>	<b>M65MMR</b>	5	•
	<b>M65.5MMR</b>	5.5	•
	<b>M66MMR</b>	6	•
	<b>M67MMR</b>	7	•
	<b>M68MMR</b>	8	•
	<b>M69MMR</b>	9	•
	<b>M610MMR</b>	10	•
	<b>M611MMR</b>	11	•
	<b>M612MMR</b>	12	•
	<b>M613MMR</b>	13	•
<b>M614MMR</b>	14	•	
<b>M615MMR</b>	15	•	
<b>MT3Y</b>	Metal Tray	•	



## SAE DEEP SOCKET SETS

PRODUCT #	SIZE	SET	
<b>SMD82TR</b>	8-PC. 1/4" Drive SAE Deep Socket Set		
<b>SMD86TR</b>	8-PC. 1/4" Drive SAE Deep Socket Set		
<b>SAE 12</b>	<b>MD82R</b>	1/4"	•
	<b>MD92R</b>	9/32"	•
	<b>MD102R</b>	5/16"	•
	<b>MD112R</b>	11/32"	•
	<b>MD122R</b>	3/8"	•
	<b>MD142R</b>	7/16"	•
	<b>MD162R</b>	1/2"	•
	<b>MD182R</b>	9/16"	•
	<b>MD66R</b>	3/16"	•
	<b>MD76R</b>	7/32"	•
<b>SAE 6</b>	<b>MD86R</b>	1/4"	•
	<b>MD96R</b>	9/32"	•
	<b>MD106R</b>	5/16"	•
	<b>MD116R</b>	11/32"	•
	<b>MD126R</b>	3/8"	•
	<b>MD146R</b>	7/16"	•
	<b>MD166R</b>	1/2"	•
	<b>MD186R</b>	9/16"	•
	<b>MT1</b>	Metal Tray	•

## METRIC DEEP SOCKET SETS

PRODUCT #	SIZE	SET	
<b>SMDM102TR</b>	10-PC. 1/4" Drive Metric Deep Socket Set		
<b>SMDM106TR</b>	10-PC. 1/4" Drive Metric Deep Socket Set		
<b>MM 12</b>	<b>MD25MM</b>	5	•
	<b>MD26MMR</b>	6	•
	<b>MD27MMR</b>	7	•
	<b>MD28MMR</b>	8	•
	<b>MD29MMR</b>	9	•
	<b>MD210MMR</b>	10	•
	<b>MD211MMR</b>	11	•
	<b>MD212MMR</b>	12	•
	<b>MD213MMR</b>	13	•
	<b>MD214MMR</b>	14	•
<b>MM 6</b>	<b>MD64MM</b>	4	•
	<b>MD65MMR</b>	5	•
	<b>MD65.5MMR</b>	5.5	•
	<b>MD66MMR</b>	6	•
	<b>MD67MMR</b>	7	•
	<b>MD68MMR</b>	8	•
	<b>MD69MMR</b>	9	•
	<b>MD610MMR</b>	10	•
	<b>MD611MMR</b>	11	•
	<b>MD612MMR</b>	12	•
<b>MD613MMR</b>	13	•	
<b>MD614MMR</b>	14	•	
<b>MD615MMR</b>	15	•	
<b>MT4Y</b>	Metal Tray	•	



**SM126BRPT**  
PRECISION TORQUE  
SAE SOCKET SET

PRODUCT #	SIZE IN.	OVERALL LENGTH IN. / MM	SET
<b>SM126BRPT</b>	12-PC. 1/4" Drive SAE PT Socket Set		
M46PT	1/8"	1" / 25	•
M56PT	5/32"	1" / 25	•
M66PT	3/16"	1" / 25	•
M76PT	7/32"	1" / 25	•
M86PT	1/4"	1" / 25	•
M96PT	9/32"	1" / 25	•
M106PT	5/16"	1" / 25	•
M116PT	11/32"	1" / 25	•
M126PT	3/8"	1" / 25	•
M146PT	7/16"	1" / 25	•
M166PT	1/2"	1" / 25	•
M186PT	9/16"	1" / 25	•
SRMS12PT	Socket Rail		•



**SMM126BRPT**  
PRECISION TORQUE  
METRIC SOCKET SET

PRODUCT #	SIZE MM	OVERALL LENGTH IN. / MM	SET
<b>SMM126BRPT</b>	12-PC. 1/4" Drive Metric PT Socket Set		
M65MMRPT	5	1" / 25	•
M65.5MMRPT	5.5	1" / 25	•
M66MMRPT	6	1" / 25	•
M67MMRPT	7	1" / 25	•
M68MMRPT	8	1" / 25	•
M69MMRPT	9	1" / 25	•
M610MMRPT	10	1" / 25	•
M611MMRPT	11	1" / 25	•
M612MMRPT	12	1" / 25	•
M613MMRPT	13	1" / 25	•
M614MMRPT	14	1" / 25	•
M615MMRPT	15	1" / 25	•
SRMS12MMPT	Socket Rail		•



**SMU76BRPT**  
SAE UNIVERSAL  
SOCKET SET

PRODUCT #	SIZE IN.	OVERALL LENGTH IN. / MM	SET
<b>SMU76BRPT</b>	7-PC. 1/4" Drive SAE Universal Socket Set		
MU8RPT	1/4"	1-3/8" / 35.3	•
MU10RPT	5/16"	1-3/8" / 35.3	•
MU11RPT	11/32"	1-3/8" / 35.3	•
MU12RPT	3/8"	1-3/8" / 35.3	•
MU14RPT	7/16"	1-3/8" / 35.3	•
MU16RPT	1/2"	1-3/8" / 35.3	•
MU18RPT	9/16"	1-3/8" / 35.3	•



**SMD126BRPT**  
PRECISION TORQUE  
SAE DEEP SOCKET SET

PRODUCT #	SIZE IN.	OVERALL LENGTH IN. / MM	SET
<b>SMD126BRPT</b>	12-PC. 1/4" Drive SAE PT Deep Socket Set		
MDD46PT	1/8"	2" / 50	•
MDD56PT	5/32"	2" / 50	•
MDD66PT	3/16"	2" / 50	•
MDD76PT	7/32"	2" / 50	•
MDD86PT	1/4"	2" / 50	•
MDD96PT	9/32"	2" / 50	•
MDD106PT	5/16"	2" / 50	•
MDD116PT	11/32"	2" / 50	•
MDD126PT	3/8"	2" / 50	•
MDD146PT	7/16"	2" / 50	•
MDD166PT	1/2"	2" / 50	•
MDD186PT	9/16"	2" / 50	•
SRMS12PT	Socket Rail		•



**SMDM126BRPT**  
PRECISION TORQUE  
METRIC DEEP SOCKET SET

PRODUCT #	SIZE MM	OVERALL LENGTH IN. / MM	SET
<b>SMDM126BRPT</b>	12-PC. 1/4" Drive Metric PT Deep Socket Set		
MD5MMPT	5	2" / 50	•
MD5.5MMPT	5.5	2" / 50	•
MD6MMPT	6	2" / 50	•
MD7MMPT	7	2" / 50	•
MD8MMPT	8	2" / 50	•
MD9MMPT	9	2" / 50	•
MD10MMPT	10	2" / 50	•
MD11MMPT	11	2" / 50	•
MD12MMPT	12	2" / 50	•
MD13MMPT	13	2" / 50	•
MD14MMPT	14	2" / 50	•
MD15MMPT	15	2" / 50	•
SRMS12MMPT	Socket Rail		•



**SMMU96BRPT**  
METRIC UNIVERSAL  
SOCKET SET

PRODUCT #	SIZE MM	OVERALL LENGTH IN. / MM	SET
<b>SMMU96BRPT</b>	9-PC. 1/4" Drive Metric Universal Socket Set		
MUG6MMRPT	6	1-3/8" / 35.3	•
MU7MMRPT	7	1-3/8" / 35.3	•
MU8MMRPT	8	1-3/8" / 35.3	•
MU9MMRPT	9	1-3/8" / 35.3	•
MU10MMRPT	10	1-3/8" / 35.3	•
MU11MMRPT	11	1-3/8" / 35.3	•
MU12MMRPT	12	1-3/8" / 35.3	•
MU13MMRPT	13	1-3/8" / 35.3	•
MU14MMRPT	14	1-3/8" / 35.3	•

WARNING: Chrome sockets and attachments should only be used with hand-operated handles.

# 3/8" DRIVE

## RATCHETS, BREAKER BARS AND ADAPTERS



**XR790AK**  
3/8" DRIVE AXIS™ METAL  
HANDLE RATCHET - 13"

**XR1390APA**  
3/8" DRIVE AXIS™ COMFORT  
HANDLE RATCHET - 13"

**XR1390AFPA**  
3/8" DRIVE AXIS™ COMFORT  
HANDLE FLEX RATCHET - 13"

PRODUCT #	GEAR TEETH	RATCHET SWING	HANDLE	OVERALL LENGTH IN. / MM
<b>XR790AK</b>	90	4°	Metal	7" / 178
<b>XR1390AK</b>	90	4°	Metal	13" / 330
<b>XR990APA</b>	90	4°	Comfort handle	9" / 228.6
<b>XR1390APA</b>	90	4°	Comfort handle	13" / 330
<b>XR1390AFPAS</b>	90	4°	Bent Comfort handle	13" / 330

PRODUCT #	GEAR TEETH	RATCHET SWING	HANDLE	OVERALL LENGTH IN. / MM
<b>XR990AFPA</b>	90	4°	Comfort handle	9" / 228.6
<b>XR1390AFPA</b>	90	4°	Comfort handle	13" / 330
<b>XR1890AFPA</b>	90	4°	Comfort handle	18" / 457.2
<b>XR1390LFK</b>	90	4°	Metal	13" / 330
<b>XR1390LFPA</b>	90	4°	Comfort handle	13" / 330
<b>XR1890LFPA</b>	90	4°	Comfort handle	18" / 457.2



**XR4C**  
3/8" DRIVE MINI RATCHET - 4"

- Stubby design gives user access in the tightest of spaces
- Push-button socket release

**X12SFA**  
3/8" DRIVE BREAKER BAR - 12"

- Triangular grip provides greater control and comfort
- Heavy-duty design provides stronger yoke-style head design, black-oxide drive plug provides optimum strength and joint retention performance

**X17SL**  
3/8" DRIVE SPEED HANDLE

- 17" Handle swing
- Vertical grip for greater comfort and speed
- Quick-release lock-ring secures socket in place
- Full-polish chrome for superior protection







**SXEK5PT**  
**5-PC. 3/8" DRIVE**  
**KNURLED EXTENSION**

PRODUCT #	OVERALL LENGTH IN. / MM	SET
<b>SXEK5PT</b>	<b>5-PC. Knurled Extension Set</b>	
<b>X1E</b>	1" / 25.4	•
<b>X3EK</b>	3" / 76.2	•
<b>X6EK</b>	6" / 152.4	•
<b>X8EK</b>	8" / 203.2	•
<b>X12EK</b>	12" / 304.8	•
<b>X20EK</b>	20" / 508	
<b>X24EK</b>	24" / 609.6	
<b>X34EK</b>	34" / 863.6	



**SXP3EKL**  
**3-PC. 3/8" DRIVE IMPACT**  
**LOCKING EXTENSION SET**

PRODUCT #	OVERALL LENGTH IN. / MM	SET
<b>SXP3EKL</b>	<b>3-PC. 3/8" Drive Impact Locking Extension Set</b>	
<b>XP3EKL</b>	3" / 76.2	•
<b>XP6EKL</b>	6" / 152.4	•
<b>XP12EKL</b>	12" / 304.8	•

**3/8" DRIVE**  
**IMPACT EXTENSIONS**

PRODUCT #	OVERALL LENGTH IN. / MM	TYPE
<b>XP3EB</b>	3" / 76.2	Ball
<b>XP3EP</b>	3" / 76.2	Pin
<b>XP6EP</b>	6" / 152.4	Pin
<b>XP12EP</b>	12" / 304.8	Pin
<b>XP24EP</b>	24" / 609.6	Pin



**3/8" DRIVE**  
**WOBBLE EXTENSION SETS**

PRODUCT #	OVERALL LENGTH IN. / MM	SET
<b>SXEW7PT</b>	<b>7-PC. 3/8" Drive Wobble Extension Set</b>	
<b>SXEW5PT</b>	<b>5-PC. 3/8" Drive Wobble Extension Set</b>	
<b>X1EW</b>	1-1/4" / 31.8	• •
<b>X3EW</b>	3" / 76.2	• •
<b>X6EW</b>	6" / 152.4	• •
<b>X8EW</b>	8" / 203.2	• •
<b>X12EW</b>	12" / 304.8	• •
<b>X20EW</b>	20" / 508	•
<b>X24EW</b>	24" / 609.6	•

WARNING: Chrome sockets and attachments should only be used with hand-operated handles.



**A128**  
**ADAPTER**  
 • 3/8" Female to 1/4" male  
 • Overall length: 1" / 25.4mm



**A1216**  
**ADAPTER**  
 • 3/8" Female to 1/2" male  
 • Overall length:  
 1-5/16" / 33.3mm



**AP1216**  
**IMPACT ADAPTER**  
 • 3/8" Female to 1/2" pin male  
 • Overall length:  
 1-5/16" / 33.3mm



**AP128**  
**IMPACT ADAPTER**  
 • 3/8" Female to 1/4" male  
 • Overall length: 1" / 25.4mm



**X3U**  
**UNIVERSAL JOINT**  
 • 3/8" Female to 3/8" male  
 • Overall length: 1-3/4" / 44.5mm



**XUP2PB**  
**UNIVERSAL JOINT ADAPTER**  
 • 3/8" Female to 3/8" Pin male  
 • Overall length: 2" / 50.8mm



**XUP2BB**  
**UNIVERSAL JOINT ADAPTER**  
 • 3/8" Female to 3/8" male  
 • Overall length: 2" / 50.8mm



# 3/8" DRIVE SOCKETS SETS

PRODUCT #	SIZE IN.	OVERALL LENGTH IN. / MM	SET
<b>SK126TR</b>	<b>12-PC. 3/8" Drive SAE Socket Set</b>		
<b>X86R</b>	1/4"	1-3/32" / 27.8	•
<b>X96R</b>	9/32"	1-3/32" / 27.8	•
<b>X106R</b>	5/16"	1-3/32" / 27.8	•
<b>X126R</b>	3/8"	1-3/32" / 27.8	•
<b>X146R</b>	7/16"	1-3/32" / 27.8	•
<b>X166R</b>	1/2"	1-1/8" / 28.6	•
<b>X186R</b>	9/16"	1-1/8" / 28.6	•
<b>X206R</b>	5/8"	1-1/8" / 28.6	•
<b>X226R</b>	11/16"	1-1/8" / 28.6	•
<b>X246R</b>	3/4"	1-3/16" / 30.2	•
<b>X266R</b>	13/16"	1-3/16" / 30.2	•
<b>X286R</b>	7/8"	1-5/16" / 33.3	•
<b>X306R</b>	15/16"	1-5/16" / 33.3	•
<b>X326R</b>	1"	1-3/8" / 34.9	•
<b>XT18R</b>	Metal tray		•



SX126TR

PRODUCT #	SIZE IN.	OVERALL LENGTH IN. / MM	SET
<b>SK122TR</b>	<b>12-PC. 3/8" Drive SAE Socket Set</b>		
<b>X82R</b>	1/4"	1-3/32" / 27.8	•
<b>X102R</b>	5/16"	1-3/32" / 27.8	•
<b>X122R</b>	3/8"	1-3/32" / 27.8	•
<b>X142R</b>	7/16"	1-3/32" / 27.8	•
<b>X162R</b>	1/2"	1-1/8" / 28.6	•
<b>X182R</b>	9/16"	1-1/8" / 28.6	•
<b>X202R</b>	5/8"	1-1/8" / 28.6	•
<b>X222R</b>	11/16"	1-1/8" / 28.6	•
<b>X242R</b>	3/4"	1-3/16" / 30.2	•
<b>X262R</b>	13/16"	1-3/16" / 30.2	•
<b>X282R</b>	7/8"	1-5/16" / 33.3	•
<b>X302R</b>	15/16"	1-5/16" / 33.3	•
<b>XT18R</b>	Metal tray		•



SX122TR



PRODUCT #	SIZE MM	OVERALL LENGTH IN. / MM	SET
<b>SKM186TR</b>	<b>18-PC. 3/8" Drive Metric Socket Set</b>		
<b>X66MMR</b>	6	1-3/32" / 27.8	•
<b>X67MMR</b>	7	1-3/32" / 27.8	•
<b>X68MMR</b>	8	1-3/32" / 27.8	•
<b>X69MMR</b>	9	1-3/32" / 27.8	•
<b>X610MMR</b>	10	1-3/32" / 27.8	•
<b>X611MMR</b>	11	1-3/32" / 27.8	•
<b>X612MMR</b>	12	1-1/8" / 28.6	•
<b>X613MMR</b>	13	1-1/8" / 28.6	•
<b>X614MMR</b>	14	1-1/8" / 28.6	•
<b>X615MMR</b>	15	1-1/8" / 28.6	•
<b>X616MMR</b>	16	1-1/8" / 28.6	•
<b>X617MMR</b>	17	1-1/8" / 28.6	•
<b>X618MMR</b>	18	1-3/16" / 30.2	•
<b>X619MMR</b>	19	1-3/16" / 30.2	•
<b>X620MMR</b>	20	1-3/16" / 30.2	•
<b>X621MMR</b>	21	1-7/32" / 30.9	•
<b>X622MMR</b>	22	1-5/16" / 33.3	•
<b>X623MMR</b>	23	1-5/16" / 33.3	•
<b>X624MMR</b>	24	1-7/16" / 36.5	•
<b>XT16YR</b>	Metal Tray		•



PRODUCT #	SIZE MM	OVERALL LENGTH IN. / MM	SET
<b>SKM142TR</b>	<b>14-PC. 3/8" Drive Metric Socket Set</b>		
<b>X26MMR</b>	6	1-3/32" / 27.8	•
<b>X27MMR</b>	7	1-3/32" / 27.8	•
<b>X28MMR</b>	8	1-3/32" / 27.8	•
<b>X29MMR</b>	9	1-3/32" / 27.8	•
<b>X210MMR</b>	10	1-3/32" / 27.8	•
<b>X211MMR</b>	11	1-3/32" / 27.8	•
<b>X212MMR</b>	12	1-1/8" / 28.6	•
<b>X213MMR</b>	13	1-1/8" / 28.6	•
<b>X214MMR</b>	14	1-1/8" / 28.6	•
<b>X215MMR</b>	15	1-1/8" / 28.6	•
<b>X216MMR</b>	16	1-1/8" / 28.6	•
<b>X217MMR</b>	17	1-1/8" / 28.6	•
<b>X218MMR</b>	18	1-3/16" / 30.2	•
<b>X219MMR</b>	19	1-3/16" / 30.2	•
<b>XT6Y</b>	Metal Tray		•



PRODUCT #	SIZE MM	OVERALL LENGTH IN. / MM	SET
<b>SKM146TR</b>	<b>14-PC. 3/8" Drive Metric Socket Set</b>		
<b>X66MMR</b>	6	1-3/32" / 27.8	•
<b>X67MMR</b>	7	1-3/32" / 27.8	•
<b>X68MMR</b>	8	1-3/32" / 27.8	•
<b>X69MMR</b>	9	1-3/32" / 27.8	•
<b>X610MMR</b>	10	1-3/32" / 27.8	•
<b>X611MMR</b>	11	1-3/32" / 27.8	•
<b>X612MMR</b>	12	1-1/8" / 28.6	•
<b>X613MMR</b>	13	1-1/8" / 28.6	•
<b>X614MMR</b>	14	1-1/8" / 28.6	•
<b>X615MMR</b>	15	1-1/8" / 28.6	•
<b>X616MMR</b>	16	1-1/8" / 28.6	•
<b>X617MMR</b>	17	1-1/8" / 28.6	•
<b>X618MMR</b>	18	1-3/16" / 30.2	•
<b>X619MMR</b>	19	1-3/16" / 30.2	•
<b>XT6Y</b>	Metal Tray		•

MM 6

MM 12

MM 6



WARNING: Chrome sockets and attachments should only be used with hand-operated handles.



The tools on this page have been **PROUDLY MADE IN THE USA** with global components.

PRODUCT #	SIZE IN.	OVERALL LENGTH IN. / MM	
<b>SKD122TR</b>	<b>12-PC. 3/8" Drive SAE Deep Socket Set</b>		
<b>XD82R</b>	1/4"	2-1/8" / 54	•
<b>XD102R</b>	5/16"	2-1/8" / 54	•
<b>XD122R</b>	3/8"	2-1/8" / 54	•
<b>XD142R</b>	7/16"	2-1/8" / 54	•
<b>XD162R</b>	1/2"	2-1/8" / 54	•
<b>XD182R</b>	9/16"	2-3/4" / 69.9	•
<b>XD202R</b>	5/8"	2-3/4" / 69.9	•
<b>XD222R</b>	11/16"	2-3/4" / 69.9	•
<b>XD242R</b>	3/4"	2-3/4" / 69.9	•
<b>XD262R</b>	13/16"	2-3/4" / 69.9	•
<b>XD282R</b>	7/8"	2-3/4" / 69.9	•
<b>XD302R</b>	15/16"	2-3/4" / 69.9	•
<b>XT19R</b>	Metal Tray		•

PRODUCT #	SIZE IN.	OVERALL LENGTH IN. / MM	
<b>SXD126TR</b>	<b>12-PC. 3/8" Drive SAE Deep Socket Set</b>		
<b>XD86R</b>	1/4"	2-1/8" / 54	•
<b>XD106R</b>	5/16"	2-1/8" / 54	•
<b>XD126R</b>	3/8"	2-1/8" / 54	•
<b>XD146R</b>	7/16"	2-1/8" / 54	•
<b>XD166R</b>	1/2"	2-1/8" / 54	•
<b>XD186DR</b>	9/16"	2-3/4" / 69.9	•
<b>XD206R</b>	5/8"	2-3/4" / 69.9	•
<b>XD226R</b>	11/16"	2-3/4" / 69.9	•
<b>XD246R</b>	3/4"	2-3/4" / 69.9	•
<b>XD266R</b>	13/16"	2-3/4" / 69.9	•
<b>XD286R</b>	7/8"	2-3/4" / 69.9	•
<b>XD306R</b>	15/16"	2-3/4" / 69.9	•
<b>XT19R</b>	Metal Tray		•

PRODUCT #	SIZE IN.	OVERALL LENGTH IN. / MM	
<b>SKDM142TR</b>	<b>14-PC. 3/8" Drive Metric Deep Socket Set</b>		
<b>XD26MMR</b>	6	2-1/8" / 54	•
<b>XD27MMR</b>	7	2-1/8" / 54	•
<b>XD28MMR</b>	8	2-1/8" / 54	•
<b>XD29MMR</b>	9	2-1/8" / 54	•
<b>XD210MMR</b>	10	2-1/8" / 54	•
<b>XD211MMR</b>	11	2-1/8" / 54	•
<b>XD212MMR</b>	12	2-1/8" / 54	•
<b>XD213MMR</b>	13	2-1/8" / 54	•
<b>XD214MMR</b>	14	2-1/8" / 54	•
<b>XD215MMR</b>	15	2-3/4" / 69.9	•
<b>XD216MMR</b>	16	2-3/4" / 69.9	•
<b>XD217MMR</b>	17	2-3/4" / 69.9	•
<b>XD218MMR</b>	18	2-3/4" / 69.9	•
<b>XD219MMR</b>	19	2-3/4" / 69.9	•
<b>XT17R</b>	Metal Tray		•



PRODUCT #	SIZE IN.	OVERALL LENGTH IN. / MM	SET
<b>SXDM186TR</b>	<b>18-PC. 3/8" Drive Metric Deep Socket Set</b>		
<b>SXDM146TR</b>	<b>14-PC. 3/8" Drive Metric Deep Socket Set</b>		
<b>XD66MMR</b>	6	2-1/8" / 54	• •
<b>XD67MMR</b>	7	2-1/8" / 54	• •
<b>XD68MMR</b>	8	2-1/8" / 54	• •
<b>XD69MMR</b>	9	2-1/8" / 54	• •
<b>XD610MMR</b>	10	2-1/8" / 54	• •
<b>XD611MMR</b>	11	2-1/8" / 54	• •
<b>XD612MMR</b>	12	2-1/8" / 54	• •
<b>XD613MMR</b>	13	2-1/8" / 54	• •
<b>XD614MMR</b>	14	2-1/8" / 54	• •
<b>XD615MMR</b>	15	2-3/4" / 69.9	• •
<b>XD616MMR</b>	16	2-3/4" / 69.9	• •
<b>XD617MMR</b>	17	2-3/4" / 69.9	• •
<b>XD618MMR</b>	18	2-3/4" / 69.9	• •
<b>XD619MMR</b>	19	2-3/4" / 69.9	• •
<b>XD620MMR</b>	20	2-3/4" / 69.9	• •
<b>XD621MMR</b>	21	2-3/4" / 69.9	• •
<b>XD622MMR</b>	22	2-3/4" / 69.9	• •
<b>XD623MMR</b>	23	2-3/4" / 69.9	• •
<b>XT17YR</b>	Metal Tray		•
<b>XT7YR</b>	Metal Tray		•

WARNING: Chrome sockets and attachments should only be used with hand-operated handles.

# 3/8" DRIVE PRECISION TORQUE SOCKETS SETS



**SKU76BRPT**  
SAE UNIVERSAL SOCKET SET

PRODUCT #	SIZE IN.	OVERALL LENGTH IN. / MM	SET
<b>SKU76BRPT</b>	7-PC. 3/8" Drive SAE Universal Socket Set		
	<b>KU126RPT</b>	3/8"	1-3/4" / 46.5
	<b>KU146RPT</b>	7/16"	1-3/4" / 46.5
	<b>KU166RPT</b>	1/2"	1-7/8" / 48
	<b>KU186RPT</b>	9/16"	1-7/8" / 48
	<b>KU206RPT</b>	5/8"	2" / 51.5
	<b>KU226RPT</b>	11/16"	2" / 51.5
	<b>KU246RPT</b>	3/4"	2-1/8" / 53.5



**SXMU106BRPT**  
METRIC UNIVERSAL SOCKET SET

PRODUCT #	SIZE MM	OVERALL LENGTH IN. / MM	SET
<b>SXMU106BRPT</b>	10-PC. 3/8" Metric Universal Socket Set		
	<b>XU610MMRPT</b>	10	1-3/4" / 46.5
	<b>XU611MMRPT</b>	11	1-3/4" / 46.5
	<b>XU612MMRPT</b>	12	1-3/4" / 46.5
	<b>XU613MMRPT</b>	13	1-3/4" / 46.5
	<b>XU614MMRPT</b>	14	1-7/8" / 48
	<b>XU615MMRPT</b>	15	2" / 50.5
	<b>XU616MMRPT</b>	16	2" / 50.5
	<b>XU617MMRPT</b>	17	2" / 51.5
	<b>XU618MMRPT</b>	18	2-1/8" / 52.5
	<b>XU619MMRPT</b>	19	2-1/8" / 53.5



**SXP86BRPT**  
SAE IMPACT SOCKET SET

PRODUCT #	SIZE IN.	OVERALL LENGTH IN. / MM	SET
<b>SXP86BRPT</b>	8-PC. 3/8" Drive SAE Impact Socket Set		
	<b>XP106PT</b>	5/16"	1-1/8" / 30
	<b>XP126PT</b>	3/8"	1-1/8" / 30
	<b>XP146PT</b>	7/16"	1-1/8" / 30
	<b>XP166PT</b>	1/2"	1-1/8" / 30
	<b>XP186PT</b>	9/16"	1-1/8" / 30
	<b>XP206PT</b>	5/8"	1-1/8" / 30
	<b>XP226PT</b>	11/16"	1-1/8" / 30
	<b>XP246PT</b>	3/4"	1-1/8" / 30
<b>SRXS8PT</b>	Socket Rail		



**SX126BRPT**  
SAE SOCKET SET

PRODUCT #	SIZE IN.	OVERALL LENGTH IN. / MM	SET
<b>SX126BRPT</b>	12-PC. 3/8" Drive SAE Socket Set		
	<b>X86PT</b>	1/4"	1-1/8" / 30
	<b>X106PT</b>	5/16"	1-1/8" / 30
	<b>X126PT</b>	3/8"	1-1/8" / 30
	<b>X146PT</b>	7/16"	1-1/8" / 30
	<b>X166PT</b>	1/2"	1-1/8" / 30
	<b>X186PT</b>	9/16"	1-1/8" / 30
	<b>X206PT</b>	5/8"	1-1/8" / 30
	<b>X226PT</b>	11/16"	1-1/8" / 30
	<b>X246PT</b>	3/4"	1-1/8" / 30
	<b>X266PT</b>	13/16"	1-1/8" / 30
	<b>X286PT</b>	7/8"	1-1/8" / 30
	<b>X306PT</b>	15/16"	1-1/8" / 30
<b>SRXS12PT</b>	Socket Rail		



**SXM146BRPT**  
METRIC SOCKET SET

PRODUCT #	SIZE MM	OVERALL LENGTH IN. / MM	SET
<b>SXM146BRPT</b>	14-PC. 3/8" Drive Metric Standard Socket Set		
	<b>X66MMPT</b>	6	1-1/8" / 30
	<b>X67MMPT</b>	7	1-1/8" / 30
	<b>X68MMPT</b>	8	1-1/8" / 30
	<b>X69MMPT</b>	9	1-1/8" / 30
	<b>X610MMPT</b>	10	1-1/8" / 30
	<b>X611MMPT</b>	11	1-1/8" / 30
	<b>X612MMPT</b>	12	1-1/8" / 30
	<b>X613MMPT</b>	13	1-1/8" / 30
	<b>X614MMPT</b>	14	1-1/8" / 30
	<b>X615MMPT</b>	15	1-1/8" / 30
	<b>X616MMPT</b>	16	1-1/8" / 30
	<b>X617MMPT</b>	17	1-1/8" / 30
	<b>X618MMPT</b>	18	1-1/8" / 30
	<b>X619MMPT</b>	19	1-1/8" / 30
<b>SRXS14MMPT</b>	Socket Rail		



**SXP156BRPT**  
METRIC IMPACT SOCKET SET

PRODUCT #	SIZE MM	OVERALL LENGTH IN. / MM	SET
<b>SXP156BRPT</b>	15-PC. 3/8" Drive Metric Impact Socket Set		
	<b>XP610MMPT</b>	10	1-1/8" / 30
	<b>XP611MMPT</b>	11	1-1/8" / 30
	<b>XP612MMPT</b>	12	1-1/8" / 30
	<b>XP613MMPT</b>	13	1-1/8" / 30
	<b>XP614MMPT</b>	14	1-1/8" / 30
	<b>XP615MMPT</b>	15	1-1/8" / 30
	<b>XP616MMPT</b>	16	1-1/8" / 30
	<b>XP617MMPT</b>	17	1-1/8" / 30
	<b>XP618MMPT</b>	18	1-1/8" / 30
	<b>XP619MMPT</b>	19	1-1/8" / 30
	<b>XP620MMPT</b>	20	1-1/8" / 30
	<b>XP621MMPT</b>	21	1-1/8" / 30
	<b>XP622MMPT</b>	22	1-1/8" / 30
	<b>XP623MMPT</b>	23	1-1/8" / 30
	<b>XP624MMPT</b>	24	1-1/8" / 30



**SXD106BRPT**  
SAE DEEP IMPACT SOCKET SET

PRODUCT #	SIZE IN.	OVERALL LENGTH IN. / MM	SET
<b>SXD106BRPT</b>	10-PC. 3/8" Drive SAE Deep Impact Socket Set		
<b>XDP106PT</b>	5/16"	2-1/2" / 63	•
<b>XDP126PT</b>	3/8"	2-1/2" / 63	•
<b>XDP146PT</b>	7/16"	2-1/2" / 63	•
<b>XDP166PT</b>	1/2"	2-1/2" / 63	•
<b>XDP186PT</b>	9/16"	2-1/2" / 63	•
<b>XDP206PT</b>	5/8"	2-1/2" / 63	•
<b>XDP226PT</b>	11/16"	2-1/2" / 63	•
<b>XDP246PT</b>	3/4"	2-1/2" / 63	•
<b>XDP266PT</b>	13/16"	2-1/2" / 63	•
<b>XDP286PT</b>	7/8"	2-1/2" / 63	•
<b>SRXD10PT</b>	Socket Rail		•



**SXD126BRPT**  
SAE DEEP SOCKET SET

PRODUCT #	SIZE IN.	OVERALL LENGTH IN. / MM	SET
<b>SXD126BRPT</b>	12-PC. 3/8" Drive SAE Deep Socket Set		
<b>XD86PT</b>	1/4"	2-1/2" / 63	•
<b>XD106PT</b>	5/16"	2-1/2" / 63	•
<b>XD126PT</b>	3/8"	2-1/2" / 63	•
<b>XD146PT</b>	7/16"	2-1/2" / 63	•
<b>XD166PT</b>	1/2"	2-1/2" / 63	•
<b>XD186PT</b>	9/16"	2-1/2" / 63	•
<b>XD206PT</b>	5/8"	2-1/2" / 63	•
<b>XD226PT</b>	11/16"	2-1/2" / 63	•
<b>XD246PT</b>	3/4"	2-1/2" / 63	•
<b>XD266PT</b>	13/16"	2-1/2" / 63	•
<b>XD286PT</b>	7/8"	2-1/2" / 63	•
<b>XD306PT</b>	15/16"	2-1/2" / 63	•
<b>SRXD12PT</b>	Socket Rail		•



**SXDPM156BRPT**  
METRIC DEEP IMPACT SOCKET SET

PRODUCT #	SIZE MM	OVERALL LENGTH IN. / MM	SET
<b>SXDPM156BRPT</b>	15-PC. 3/8" Drive Metric Deep Impact Socket Set		
<b>XDP610MMPT</b>	10	2-1/2" / 63	•
<b>XDP611MMPT</b>	11	2-1/2" / 63	•
<b>XDP612MMPT</b>	12	2-1/2" / 63	•
<b>XDP613MMPT</b>	13	2-1/2" / 63	•
<b>XDP614MMPT</b>	14	2-1/2" / 63	•
<b>XDP615MMPT</b>	15	2-1/2" / 63	•
<b>XDP616MMPT</b>	16	2-1/2" / 63	•
<b>XDP617MMPT</b>	17	2-1/2" / 63	•
<b>XDP618MMPT</b>	18	2-1/2" / 63	•
<b>XDP619MMPT</b>	19	2-1/2" / 63	•
<b>XDP620MMPT</b>	20	2-1/2" / 63	•
<b>XDP621MMPT</b>	21	2-1/2" / 63	•
<b>XDP622MMPT</b>	22	2-1/2" / 63	•
<b>XDP623MMPT</b>	23	2-1/2" / 63	•
<b>XDP624MMPT</b>	24	2-1/2" / 63	•



**SXDM146BRPT**  
METRIC DEEP SOCKET SET

PRODUCT #	SIZE MM	OVERALL LENGTH IN. / MM	SET
<b>SXDM146BRPT</b>	14-PC. 3/8" Drive Metric Deep Socket Set		
<b>XD66MMPT</b>	6	2-1/2" / 63	•
<b>XD67MMPT</b>	7	2-1/2" / 63	•
<b>XD68MMPT</b>	8	2-1/2" / 63	•
<b>XD69MMPT</b>	9	2-1/2" / 63	•
<b>XD610MMPT</b>	10	2-1/2" / 63	•
<b>XD611MMPT</b>	11	2-1/2" / 63	•
<b>XD612MMPT</b>	12	2-1/2" / 63	•
<b>XD613MMPT</b>	13	2-1/2" / 63	•
<b>XD614MMPT</b>	14	2-1/2" / 63	•
<b>XD615MMPT</b>	15	2-1/2" / 63	•
<b>XD616MMPT</b>	16	2-1/2" / 63	•
<b>XD617MMPT</b>	17	2-1/2" / 63	•
<b>XD618MMPT</b>	18	2-1/2" / 63	•
<b>XD619MMPT</b>	19	2-1/2" / 63	•
<b>SRXD14MMPT</b>	Socket Rail		•



GREAT TO  
WORK WITH™



**VR1190K** (NOT SHOWN)  
**1/2" DRIVE AXIS™**  
**METAL HANDLE - 11"**

**VR1890K**  
**1/2" DRIVE AXIS™**  
**METAL HANDLE - 18"**

**VR1890FK** (NOT SHOWN)  
**1/2" DRIVE AXIS™**  
**METAL HANDLE FLEX - 18"**

PRODUCT #	GEAR TEETH	RATCHET SWING	HANDLE	OVERALL LENGTH IN. / MM
<b>VR1190K</b>	90	4°	Metal	11" / 279
<b>VR1890K</b>	90	4°	Metal	18" / 457
<b>VR1890FK</b>	90	4°	Metal	18" / 457

PRODUCT #	GEAR TEETH	RATCHET SWING	HANDLE	OVERALL LENGTH IN. / MM
<b>VR1890FPA</b>	90	4°	Comfort handle	18" / 457
<b>VR1890PA</b>	90	4°	Comfort handle	18" / 457
<b>VR2690PA</b>	90	4°	Comfort handle	26" / 660
<b>VR2690FPA</b>	90	4°	Comfort handle	26" / 660



**WARNING:** Cancer and Reproductive Harm - p65warnings.ca.gov  
For more info click-on [MACTOOLS.COM/PROP65](http://MACTOOLS.COM/PROP65)

# AXIS™



The tools on this page have been **PROUDLY MADE IN THE USA** with global components.

The next generation of high quality Mac Tools® Ratchets features a compact pear head design and 4° swing arc provides users access in even the tightest working areas.

Ergonomic comfort handle provides excellent grip to reduce hand fatigue during use. Solid and flex versions of the 1/4" Drive provide an unmatched selection.



**VR1890FPA**  
1/2" DRIVE AXIS™ COMFORT  
HANDLE FLEX RATCHET - 18"

**VR1890PA** (NOT SHOWN)  
1/2" DRIVE AXIS™ COMFORT  
HANDLE RATCHET - 18"

**VR2690PA**  
1/2" DRIVE AXIS™ COMFORT  
HANDLE RATCHET - 26"

**VR2690FPA** (NOT SHOWN)  
1/2" DRIVE AXIS™ COMFORT  
HANDLE FLEX RATCHET - 26"

**VR1890LFK** (NOT SHOWN)  
1/2" DRIVE AXIS™ METAL  
HANDLE LOCKING FLEX  
RATCHET - 18"

**VR1890LFPA** (NOT SHOWN)  
1/2" DRIVE AXIS™ COMFORT  
HANDLE LOCKING FLEX  
RATCHET - 18"

**VR2690LFK** (NOT SHOWN)  
1/2" DRIVE AXIS™ METAL  
HANDLE LOCKING FLEX  
RATCHET - 26"

**VR2690LFPA**  
1/2" DRIVE AXIS™ COMFORT  
HANDLE LOCKING FLEX  
RATCHET - 26"

PRODUCT #	GEAR TEETH	RATCHET SWING	HANDLE	OVERALL LENGTH IN. / MM
<b>VR1890LFK</b>	90	4°	Comfort handle	18" / 457
<b>VR1890LFPA</b>	90	4°	Comfort handle	18" / 457
<b>VR2690LFK</b>	90	4°	Comfort handle	26" / 660
<b>VR2690LFPA</b>	90	4°	Comfort handle	26" / 660



# 1/2" DRIVE BREAKER BARS AND EXTENSIONS

**1/2" DRIVE  
BREAKER BAR**  
**V18SF - 18"**  
**V24SF - 24"**  
**V30SF - 30"**

**V24SFA**  
**1/2" DRIVE  
COMFORT HANDLE  
BREAKER BAR - 24"**

**1/2" DRIVE IMPACT  
EXTENSIONS**  
**VP2EB - 2"**  
**VP3EB - 3"**  
**VP5EB - 5"**  
**VP10EB - 10"**

**V20SL**  
**1/2" DRIVE LOCKING  
SPEED HANDLE**  

- Vertical grip for greater comfort and speed
- Quick-release lock-ring secures socket in place

**SVE5PT**  
**5-PC. EXTENSION SET**

PRODUCT #	OVERALL LENGTH IN. / MM	SET
<b>SVE5PT</b>	<b>5-PC. Extension Set</b>	
<b>V2E</b>	2" / 50.8	•
<b>V3E</b>	3" / 76.2	•
<b>V5E</b>	5" / 127	•
<b>V10E</b>	10" / 254	•
<b>V15E</b>	15" / 381	•
<b>PT61</b>	Plastic Tray	•

**SV5EWPT**  
**5-PC. 1/2" DRIVE  
WOBBLE EXTENSION SET**

PRODUCT #	OVERALL LENGTH IN. / MM	SET
<b>SV5EWPT</b>	<b>5-PC. 1/2" Drive Wobble Extension Set</b>	
<b>V1EW</b>	1-5/8" / 41.3	•
<b>V3EW</b>	3" / 76.2	•
<b>V5EW</b>	5" / 127	•
<b>V10EW</b>	10" / 254	•
<b>V15EW</b>	15" / 381	•

**SVPEXR4PT**  
**4-PC. IMPACT REDUCING  
EXTENSION ADAPTER SET**  

- Female Square End: 1/2"
- Male Square End: 3/8"

PRODUCT #	OVERALL LENGTH IN. / MM	SET
<b>SVPEXR4PT</b>	<b>4-PC. Impact Extension Adapter Set</b>	
<b>VP2EXR</b>	2" / 50.8	•
<b>VP5EXR</b>	5" / 127	•
<b>VP12EXR</b>	12" / 304.8	•
<b>VP24EXR</b>	24" / 609.6	•
<b>VP34EXR</b>	34" / 863.6	•



# ADAPTERS AND UNIVERSAL JOINTS



The tools on this page have been PROUDLY MADE IN THE USA with global components.



**A1612  
ADAPTER**

- 1/2" Female to 3/8" male
- Overall length: 1-7/16" / 36.5mm



**A1624  
ADAPTER**

- 1/2" Female to 3/4" male
- Overall length: 1-11/16" / 42.9mm



**AP1624  
IMPACT ADAPTER**

- 1/2" Female to 3/4" male
- Overall length: 1-7/8" / 47.6mm



**AP1612RB  
2-PC. IMPACT ADAPTER**

- Overall length: 1-7/16" / 36.5mm

**AP1612RB-BIT  
3/8" REPLACEMENT BIT**

**AP1612RB-SKT  
1/2" DRIVE HOLDER**



**V3U  
UNIVERSAL JOINT  
ADAPTER**

- 1/2" Female to 1/2" male
- Overall length: 3-15/16" / 100mm



**VUP2BA  
IMPACT  
UNIVERSAL JOINT**

- 1/2" Female to 1/2" male
- Overall length: 2-1/2" / 63.5mm



**VUP2PA  
IMPACT  
UNIVERSAL JOINT**

- 1/2" Female to 1/2" pin male
- Overall length: 2-1/2" / 63.5mm



**VUP2XBA  
IMPACT  
UNIVERSAL JOINT**

- 3/8" Female to 3/8" male
- Overall length: 2-1/4" / 57.2mm

WARNING: Chrome sockets and attachments should only be used with hand-operated handles.



MACTOOLS.COM



WARNING: Cancer and Reproductive Harm - p65warnings.ca.gov  
For more info click on MACTOOLS.COM/PROP65

# 1/2" DRIVE CHROME SOCKETS SETS



PRODUCT #	SIZE IN.	OVERALL LENGTH IN. / MM	SET
<b>SV152TR</b>	15-PC. 1/2" Drive 12-PT. SAE Socket Set		
<b>V122R</b>	3/8"	1-1/2" / 38.1	•
<b>V142R</b>	7/16"	1-1/2" / 38.1	•
<b>V162R</b>	1/2"	1-1/2" / 38.1	•
<b>V182R</b>	9/16"	1-1/2" / 38.1	•
<b>V202R</b>	5/8"	1-1/2" / 38.1	•
<b>V222R</b>	11/16"	1-1/2" / 38.1	•
<b>V242R</b>	3/4"	1-1/2" / 38.1	•
<b>V262R</b>	13/16"	1-1/2" / 38.1	•
<b>V282R</b>	7/8"	1-9/16" / 39.7	•
<b>V302R</b>	15/16"	1-9/16" / 39.7	•
<b>V322R</b>	1"	1-9/16" / 39.7	•
<b>V342R</b>	1-1/16"	1-5/8" / 41.3	•
<b>V362R</b>	1-1/8"	1-3/4" / 44.5	•
<b>V382R</b>	1-3/16"	1-3/4" / 44.5	•
<b>V402R</b>	1-1/4"	1-7/8" / 47.6	•
<b>VT19</b>	Metal Tray		•



PRODUCT #	SIZE IN.	OVERALL LENGTH IN. / MM	SET
<b>SV108TR</b>	10-PC. 1/2" Drive 8-PT. SAE Socket Set		
<b>V128R</b>	3/8"	1-1/2" / 38.1	•
<b>V148R</b>	7/16"	1-1/2" / 38.1	•
<b>V168R</b>	1/2"	1-1/2" / 38.1	•
<b>V188R</b>	9/16"	1-1/2" / 38.1	•
<b>V208R</b>	5/8"	1-1/2" / 38.1	•
<b>V228R</b>	11/16"	1-1/2" / 38.1	•
<b>V248R</b>	3/4"	1-1/2" / 38.1	•
<b>V268R</b>	13/16"	1-1/2" / 38.1	•
<b>V288R</b>	7/8"	1-9/16" / 39.7	•
<b>V328R</b>	1"	1-9/16" / 39.7	•
<b>VT4</b>	Metal Tray		•

PRODUCT #	SIZE	OVERALL LENGTH	SET
<b>SV206TR</b>	20-PC. 1/2" Drive 6-PT. SAE Socket Set		
<b>SV156TR</b>	15-PC. 1/2" Drive 6-PT. SAE Socket Set		
<b>V126R</b>	3/8"	1-1/2" / 38.1	• •
<b>V146R</b>	7/16"	1-1/2" / 38.1	• •
<b>V166R</b>	1/2"	1-1/2" / 38.1	• •
<b>V186R</b>	9/16"	1-1/2" / 38.1	• •
<b>V206R</b>	5/8"	1-1/2" / 38.1	• •
<b>V226R</b>	11/16"	1-1/2" / 38.1	• •
<b>V246R</b>	3/4"	1-1/2" / 38.1	• •
<b>V266R</b>	13/16"	1-1/2" / 38.1	• •
<b>V286R</b>	7/8"	1-9/16" / 39.7	• •
<b>V306R</b>	15/16"	1-9/16" / 39.7	• •
<b>V326R</b>	1"	1-9/16" / 39.7	• •
<b>V346R</b>	1-1/16"	1-5/8" / 41.3	• •
<b>V366R</b>	1-1/8"	1-3/4" / 44.5	• •
<b>V386R</b>	1-3/16"	1-3/4" / 44.5	• •
<b>V406R</b>	1-1/4"	1-7/8" / 47.6	• •
<b>V426R</b>	1-5/16"	1-7/8" / 47.6	• •
<b>V446R</b>	1-3/8"	2" / 50.8	• •
<b>V466R</b>	1-7/16"	2-1/4" / 57.2	• •
<b>V486R</b>	1-1/2"	2-1/4" / 57.2	• •
<b>V506R</b>	1-9/16"	2-1/4" / 57.2	• •
<b>VT13</b>	Metal Tray		• •
<b>VT19</b>	Metal Tray		• •

PRODUCT #	SIZE MM	OVERALL LENGTH IN. / MM	SET
<b>SVM232TR</b>	23-PC. 1/2" Drive Metric Socket Set		
<b>SVM102TR</b>	10-PC. 1/2" Drive Metric Socket Set		
<b>V210MMR</b>	10	1-1/2" / 38.1	• •
<b>V211MMR</b>	11	1-1/2" / 38.1	• •
<b>V212MMR</b>	12	1-1/2" / 38.1	• •
<b>V213MMR</b>	13	1-1/2" / 38.1	• •
<b>V214MMR</b>	14	1-1/2" / 38.1	• •
<b>V215MMR</b>	15	1-1/2" / 38.1	• •
<b>V216MMR</b>	16	1-1/2" / 38.1	• •
<b>V217MMR</b>	17	1-1/2" / 38.1	• •
<b>V218MMR</b>	18	1-1/2" / 38.1	• •
<b>V219MMR</b>	19	1-1/2" / 38.1	• •
<b>V220MMR</b>	20	1-1/2" / 38.1	• •
<b>V221MMR</b>	21	1-1/2" / 38.1	• •
<b>V222MMR</b>	22	1-9/16" / 39.7	• •
<b>V223MMR</b>	23	1-9/16" / 39.7	• •
<b>V224MMR</b>	24	1-9/16" / 39.7	• •
<b>V225MMR</b>	25	1-9/16" / 39.7	• •
<b>V226MMR</b>	26	1-5/8" / 41.3	• •
<b>V227MMR</b>	27	1-5/8" / 41.3	• •
<b>V228MMR</b>	28	1-5/8" / 41.3	• •
<b>V229MMR</b>	29	1-3/4" / 44.5	• •
<b>V230MMR</b>	30	1-3/4" / 44.5	• •
<b>V231MMR</b>	31	1-3/4" / 44.5	• •
<b>V232MMR</b>	32	1-3/4" / 44.5	• •
<b>VT7Y</b>	Metal Tray		• •
<b>VT25Y</b>	Metal Tray		• •

WARNING: Chrome sockets and attachments should only be used with hand-operated handles.



The tools on these page have been **PROUDLY MADE IN THE USA** with global components.



PRODUCT #	SIZE MM	OVERALL LENGTH IN. / MM	SET
<b>SVM236TR</b>	<b>23-PC. 1/2" Drive Metric Socket Set</b>		
<b>SVM106TR</b>	<b>10-PC. 1/2" Drive Metric Socket Set</b>		
<b>V610MMR</b>	10	1-1/2" / 38.1	• •
<b>V611MMR</b>	11	1-1/2" / 38.1	• •
<b>V612MMR</b>	12	1-1/2" / 38.1	• •
<b>V613MMR</b>	13	1-1/2" / 38.1	• •
<b>V614MMR</b>	14	1-1/2" / 38.1	• •
<b>V615MMR</b>	15	1-1/2" / 38.1	• •
<b>V616MMR</b>	16	1-1/2" / 38.1	• •
<b>V617MMR</b>	17	1-1/2" / 38.1	• •
<b>V618MMR</b>	18	1-1/2" / 38.1	• •
<b>V619MMR</b>	19	1-1/2" / 38.1	• •
<b>V620MMR</b>	20	1-1/2" / 38.1	• •
<b>V621MMR</b>	21	1-1/2" / 38.1	• •
<b>V622MMR</b>	22	1-9/16" / 39.7	• •
<b>V623MMR</b>	23	1-9/16" / 39.7	• •
<b>V624MMR</b>	24	1-9/16" / 39.7	• •
<b>V625MMR</b>	25	1-9/16" / 39.7	• •
<b>V626MMR</b>	26	1-5/8" / 41.3	• •
<b>V627MMR</b>	27	1-5/8" / 41.3	• •
<b>V628MMR</b>	28	1-5/8" / 41.3	• •
<b>V629MMR</b>	29	1-3/4" / 44.5	• •
<b>V630MMR</b>	30	1-3/4" / 44.5	• •
<b>V631MMR</b>	31	1-3/4" / 44.5	• •
<b>V632MMR</b>	32	1-3/4" / 44.5	• •
<b>VT7Y</b>		Metal Tray	• •
<b>VT25Y</b>		Metal Tray	• •

PRODUCT #	SIZE IN.	OVERALL LENGTH IN. / MM	SET
<b>SVD122TR</b>	<b>12-PC. 1/2" Drive SAE Deep Socket Set</b>		
<b>SVD126TR</b>	<b>12-PC. 1/2" Drive SAE Deep Socket Set</b>		
<b>VD142R</b>	7/16"	3-1/4" / 82.6	• •
<b>VD162R</b>	1/2"	3-1/4" / 82.6	• •
<b>VD182R</b>	9/16"	3-1/4" / 82.6	• •
<b>VD202R</b>	5/8"	3-1/4" / 82.6	• •
<b>VD222R</b>	11/16"	3-1/4" / 82.6	• •
<b>VD242R</b>	3/4"	3-1/4" / 82.6	• •
<b>VD262R</b>	13/16"	3-1/4" / 82.6	• •
<b>VD282R</b>	7/8"	3-1/4" / 82.6	• •
<b>VD302R</b>	15/16"	3-1/4" / 82.6	• •
<b>VD322R</b>	1"	3-1/4" / 82.6	• •
<b>VD342R</b>	1-1/16"	3-1/4" / 82.6	• •
<b>VD362R</b>	1-1/8"	3-1/4" / 82.6	• •
<b>VD146R</b>	7/16"	3-1/4" / 82.6	• •
<b>VD166R</b>	1/2"	3-1/4" / 82.6	• •
<b>VD186R</b>	9/16"	3-1/4" / 82.6	• •
<b>VD206R</b>	5/8"	3-1/4" / 82.6	• •
<b>VD226R</b>	11/16"	3-1/4" / 82.6	• •
<b>VD246R</b>	3/4"	3-1/4" / 82.6	• •
<b>VD266R</b>	13/16"	3-1/4" / 82.6	• •
<b>VD286R</b>	7/8"	3-1/4" / 82.6	• •
<b>VD306R</b>	15/16"	3-1/4" / 82.6	• •
<b>VD326R</b>	1"	3-1/4" / 82.6	• •
<b>VD346R</b>	1-1/16"	3-1/4" / 82.6	• •
<b>VD366R</b>	1-1/8"	3-1/4" / 82.6	• •
<b>VD386R</b>	1-3/16"	3-1/4" / 82.6	• •
<b>VD406R</b>	1-1/4"	3-1/4" / 82.6	• •
<b>VD426R</b>	1-5/16"	3-1/4" / 82.6	• •
<b>VD446R</b>	1-3/8"	3-1/4" / 82.6	• •
<b>VD466R</b>	1-7/16"	3-1/4" / 82.6	• •
<b>VD486R</b>	1-1/2"	3-1/4" / 82.6	• •
<b>VT15</b>		Metal Tray	• •

PRODUCT #	SIZE MM	OVERALL LENGTH IN. / MM	SET
<b>SVDM102TR</b>	<b>10-PC. 1/2" Drive Metric Deep Socket Set</b>		
<b>SVDM106TR</b>	<b>10-PC. 1/2" Drive Metric Deep Socket Set</b>		
<b>VD210MMR</b>	10	3-1/4" / 82.6	• •
<b>VD211MMR</b>	11	3-1/4" / 82.6	• •
<b>VD212MMR</b>	12	3-1/4" / 82.6	• •
<b>VD213MMR</b>	13	3-1/4" / 82.6	• •
<b>VD214MMR</b>	14	3-1/4" / 82.6	• •
<b>VD215MMR</b>	15	3-1/4" / 82.6	• •
<b>VD216MMR</b>	16	3-1/4" / 82.6	• •
<b>VD217MMR</b>	17	3-1/4" / 82.6	• •
<b>VD218MMR</b>	18	3-1/4" / 82.6	• •
<b>VD219MMR</b>	19	3-1/4" / 82.6	• •
<b>VD220MMR</b>	20	3-1/4" / 82.6	• •
<b>VD610MMR</b>	10	3-1/4" / 82.6	• •
<b>VD611MMR</b>	11	3-1/4" / 82.6	• •
<b>VD612MMR</b>	12	3-1/4" / 82.6	• •
<b>VD613MMR</b>	13	3-1/4" / 82.6	• •
<b>VD614MMR</b>	14	3-1/4" / 82.6	• •
<b>VD615MMR</b>	15	3-1/4" / 82.6	• •
<b>VD616MMR</b>	16	3-1/4" / 82.6	• •
<b>VD617MMR</b>	17	3-1/4" / 82.6	• •
<b>VD618MMR</b>	18	3-1/4" / 82.6	• •
<b>VD619MMR</b>	19	3-1/4" / 82.6	• •
<b>VD620MMR</b>	20	3-1/4" / 82.6	• •
<b>VD621MMR</b>	21	3-1/4" / 82.6	• •
<b>VD622MMR</b>	22	3-1/4" / 82.6	• •
<b>VD623MMR</b>	23	3-1/4" / 82.6	• •
<b>VD624MMR</b>	24	3-1/4" / 82.6	• •
<b>VD625MMR</b>	25	3-1/4" / 82.6	• •
<b>VD626MMR</b>	26	3-1/4" / 82.6	• •
<b>VD627MMR</b>	27	3-1/4" / 82.6	• •
<b>VD630MMR</b>	30	3-1/4" / 82.6	• •
<b>VT23Y</b>		Metal Tray	• •

WARNING: Chrome sockets and attachments should only be used with hand-operated handles.



# 1/2" DRIVE IMPACT SOCKETS SETS



PRODUCT #	SIZE MM	OVERALL LENGTH IN. / MM			
<b>SVP152TR</b>	<b>15-PC. 1/2" Drive SAE Impact Socket Set</b>				
<b>SVP92TR</b>	<b>9-PC. 1/2" Drive SAE Impact Socket Set</b>				
<b>SAE 12</b>	<b>VP122R</b>	3/8"	1-1/2" / 38	• •	
	<b>VP142R</b>	7/16"	1-1/2" / 38	• •	
	<b>VP162R</b>	1/2"	1-1/2" / 38	• •	
	<b>VP182R</b>	9/16"	1-1/2" / 38	• •	
	<b>VP202R</b>	5/8"	1-1/2" / 38	• •	
	<b>VP222R</b>	11/16"	1-1/2" / 38	• •	
	<b>VP242R</b>	3/4"	1-1/2" / 38	• •	
	<b>VP262R</b>	13/16"	1-5/8" / 41.3	• •	
	<b>VP282R</b>	7/8"	1-5/8" / 41.3	• •	
	<b>VP302R</b>	15/16"	1-3/4" / 44.5	• •	
	<b>VP322R</b>	1"	1-3/4" / 44.5	• •	
	<b>VP342R</b>	1-1/16"	1-3/4" / 44.5	• •	
	<b>VP362R</b>	1-1/8"	2" / 50.8	• •	
	<b>VP382R</b>	1-3/16"	2" / 50.8	• •	
	<b>VP402R</b>	1-1/4"	2" / 50.8	• •	
	<b>VT7</b>	Metal Tray		•	
	<b>VT18</b>	Metal Tray			•

PRODUCT #	SIZE MM	OVERALL LENGTH IN. / MM	SET
<b>SVP156TR</b>	<b>15-PC. 1/2" Drive SAE Impact Socket Set</b>		
<b>SVP96TR</b>	<b>9-PC. 1/2" Drive SAE Impact Socket Set</b>		
<b>SAE 6</b>	<b>VP126R</b>	3/8"	1-1/2" / 38 • •
	<b>VP146R</b>	7/16"	1-1/2" / 38 • •
	<b>VP166R</b>	1/2"	1-1/2" / 38 • •
	<b>VP186R</b>	9/16"	1-1/2" / 38 • •
	<b>VP206R</b>	5/8"	1-1/2" / 38 • •
	<b>VP226R</b>	11/16"	1-1/2" / 38 • •
	<b>VP246R</b>	3/4"	1-1/2" / 38 • •
	<b>VP266R</b>	13/16"	1-5/8" / 41.3 • •
	<b>VP286R</b>	7/8"	1-5/8" / 41.3 • •
	<b>VP306R</b>	15/16"	1-3/4" / 44.5 • •
	<b>VP326R</b>	1"	1-3/4" / 44.5 • •
	<b>VP346R</b>	1-1/16"	1-3/4" / 44.5 • •
	<b>VP366R</b>	1-1/8"	2" / 50.8 • •
	<b>VP386R</b>	1-3/16"	2" / 50.8 • •
	<b>VP406R</b>	1-1/4"	2" / 50.8 • •
	<b>VP426R</b>	1-5/16"	2" / 50.8 • •
	<b>VP446R</b>	1-3/8"	2" / 50.8 • •
<b>VP466R</b>	1-7/16"	2" / 50.8 • •	
<b>VP486R</b>	1-1/2"	2" / 50.8 • •	
<b>VT7</b>	Metal Tray		•
<b>VT18</b>	Metal Tray		•

PRODUCT #	SIZE MM	OVERALL LENGTH IN. / MM	
<b>SVPM132TR</b>	<b>13-PC. 1/2" Drive Metric Impact Socket Set</b>		
<b>MM 12</b>	<b>VP210MMR</b>	10	1-1/2" / 38 •
	<b>VP211MMR</b>	11	1-1/2" / 38 •
	<b>VP212MMR</b>	12	1-1/2" / 38 •
	<b>VP213MMR</b>	13	1-1/2" / 38 •
	<b>VP214MMR</b>	14	1-1/2" / 38 •
	<b>VP215MMR</b>	15	1-1/2" / 38 •
	<b>VP216MMR</b>	16	1-1/2" / 38 •
	<b>VP217MMR</b>	17	1-1/2" / 38 •
	<b>VP218MMR</b>	18	1-1/2" / 38 •
	<b>VP219MMR</b>	19	1-1/2" / 38 •
	<b>VP221MMR</b>	21	1-5/8" / 41.3 •
	<b>VP222MMR</b>	22	1-5/8" / 41.3 •
<b>VP224MMR</b>	24	1-3/4" / 44.5 •	
<b>VT12Y</b>	Metal Tray		•



The tools on these page have been PROUDLY MADE IN THE USA with global components.



PRODUCT #	SIZE MM	OVERALL LENGTH IN. / MM	SET
<b>SVPM136TR</b>	<b>13-PC. 1/2" Drive Metric Impact Socket Set</b>		
<b>SVPM236CBR</b>	<b>23-PC. 1/2" Drive Metric Impact Socket Set</b>		
<b>VP610MMR</b>	10	1-1/2" / 38	• •
<b>VP611MMR</b>	11	1-1/2" / 38	• •
<b>VP612MMR</b>	12	1-1/2" / 38	• •
<b>VP613MMR</b>	13	1-1/2" / 38	• •
<b>VP614MMR</b>	14	1-1/2" / 38	• •
<b>VP615MMR</b>	15	1-1/2" / 38	• •
<b>VP616MMR</b>	16	1-1/2" / 38	• •
<b>VP617MMR</b>	17	1-1/2" / 38	• •
<b>VP618MMR</b>	18	1-1/2" / 38	• •
<b>VP619MMR</b>	19	1-1/2" / 38	• •
<b>VP620MMR</b>	20	1-5/8" / 41.3	• •
<b>VP621MMR</b>	21	1-5/8" / 41.3	• •
<b>VP622MMR</b>	22	1-5/8" / 41.3	• •
<b>VP623MMR</b>	23	1-5/8" / 41.3	• •
<b>VP624MMR</b>	24	1-3/4" / 44.5	• •
<b>VP625MMR</b>	25	1-3/4" / 44.5	• •
<b>VP626MMR</b>	26	1-3/4" / 44.5	• •
<b>VP627MMR</b>	27	1-3/4" / 44.5	• •
<b>VP628MMR</b>	28	1-3/4" / 44.5	• •
<b>VP629MMR</b>	29	2" / 50.8	• •
<b>VP630MMR</b>	30	2" / 50.8	• •
<b>VP632MMR</b>	32	2" / 50.8	• •
<b>SC79R</b>	36	2" / 50.8	• •
<b>VP646MMR</b>	46	2-3/8" / 60.3	• •
<b>VT12Y</b>	Metal Tray		•
<b>SH50</b>	Socket Rail		•

PRODUCT #	SIZE IN.	OVERALL LENGTH IN. / MM	SET
<b>SVDP136TR</b>	<b>13-PC. 1/2" Drive SAE Deep Impact Socket Set</b>		
<b>SVDP186TR</b>	<b>18-PC. 1/2" Drive SAE Deep Impact Socket Set</b>		
<b>VDP146R</b>	7/16"	3-1/4" / 82.6	• •
<b>VDP166R</b>	1/2"	3-1/4" / 82.6	• •
<b>VDP186R</b>	9/16"	3-1/4" / 82.6	• •
<b>VDP206R</b>	5/8"	3-1/4" / 82.6	• •
<b>VDP226R</b>	11/16"	3-1/4" / 82.6	• •
<b>VDP246R</b>	3/4"	3-1/4" / 82.6	• •
<b>VDP266R</b>	13/16"	3-1/4" / 82.6	• •
<b>VDP286R</b>	7/8"	3-1/2" / 88.9	• •
<b>VDP306R</b>	15/16"	3-1/2" / 88.9	• •
<b>VDP326R</b>	1"	3-1/2" / 88.9	• •
<b>VDP346R</b>	1-1/16"	3-1/2" / 88.9	• •
<b>VDP366R</b>	1-1/8"	3-1/2" / 88.9	• •
<b>VDP386R</b>	1-3/16"	3-1/2" / 88.9	• •
<b>VDP406R</b>	1-1/4"	3-1/2" / 88.9	• •
<b>VDP426R</b>	1-5/16"	3-1/2" / 88.9	• •
<b>VDP446R</b>	1-3/8"	3-1/2" / 88.9	• •
<b>VDP466R</b>	1-7/16"	3-1/2" / 88.9	• •
<b>VDP486R</b>	1-1/2"	3-1/2" / 88.9	• •
<b>VT10</b>	Metal Tray		•
<b>VT32</b>	Metal Tray		•

PRODUCT #	SIZE MM	OVERALL LENGTH IN. / MM	SET
<b>SVDPM116TR</b>	<b>11-PC. 1/2" Drive Metric Deep Impact Socket Set</b>		
<b>SVDPM166TR</b>	<b>16-PC. 1/2" Drive Metric Deep Impact Socket Set</b>		
<b>SVDPM246CBR</b>	<b>24-PC. 1/2" Drive Metric Deep Impact Socket Set</b>		
<b>VDP610MMR</b>	10	3-1/4" / 82.6	• • •
<b>VDP611MMR</b>	11	3-1/4" / 82.6	• • •
<b>VDP612MMR</b>	12	3-1/4" / 82.6	• • •
<b>VDP613MMR</b>	13	3-1/4" / 82.6	• • •
<b>VDP614MMR</b>	14	3-1/4" / 82.6	• • •
<b>VDP615MMR</b>	15	3-1/4" / 82.6	• • •
<b>VDP616MMR</b>	16	3-1/4" / 82.6	• • •
<b>VDP617MMR</b>	17	3-1/4" / 82.6	• • •
<b>VDP618MMR</b>	18	3-1/4" / 82.6	• • •
<b>VDP619MMR</b>	19	3-1/4" / 82.6	• • •
<b>VDP620MMR</b>	20	3-1/4" / 82.6	• • •
<b>VDP621MMR</b>	21	3-1/4" / 82.6	• • •
<b>VDP622MMR</b>	22	3-1/4" / 82.6	• • •
<b>VDP623MMR</b>	23	3-1/4" / 82.6	• • •
<b>VDP624MMR</b>	24	3-1/4" / 82.6	• • •
<b>VDP625MMR</b>	25	3-1/4" / 82.6	• • •
<b>VDP626MMR</b>	26	3-1/4" / 82.6	• • •
<b>VDP627MMR</b>	27	3-1/4" / 82.6	• • •
<b>VDP628MMR</b>	28	3-1/4" / 82.6	• • •
<b>VDP629MMR</b>	29	3-1/4" / 82.6	• • •
<b>VDP630MMR</b>	30	3-1/4" / 82.6	• • •
<b>VDP632MMR</b>	32	3-1/4" / 82.6	• • •
<b>VDP634MMR</b>	34	3-1/4" / 82.6	• • •
<b>VDP635MMR</b>	35	3-1/4" / 82.6	• • •
<b>VDP636MMR</b>	36	3-1/4" / 82.6	• • •
<b>VT24Y</b>	Metal Tray		•
<b>VT36YR</b>	Metal Tray		•
<b>SH50</b>	Socket Rail		•

MM 6

SAE 6

MM 6

# 1/2" DRIVE PRECISION TORQUE SOCKETS SETS



**SV156BRPT**  
SAE SOCKET SET

PRODUCT #	SIZE IN.	OVERALL LENGTH IN. / MM	SET	
<b>SV156BRPT</b>	15-PC. 1/2" Drive SAE Precision Socket Set			
	<b>V126PT</b>	3/8"	1-1/2" / 38	•
	<b>V146PT</b>	7/16"	1-1/2" / 38	•
	<b>V166PT</b>	1/2"	1-1/2" / 38	•
	<b>V186PT</b>	9/16"	1-1/2" / 38	•
	<b>V206PT</b>	5/8"	1-1/2" / 38	•
	<b>V226PT</b>	11/16"	1-1/2" / 38	•
	<b>V246PT</b>	3/4"	1-1/2" / 38	•
	<b>V266PT</b>	13/16"	1-1/2" / 38	•
	<b>V286PT</b>	7/8"	1-9/16" / 40	•
	<b>V306PT</b>	15/16"	1-9/16" / 40	•
	<b>V326PT</b>	1"	1-22/32" / 42	•
	<b>V346PT</b>	1-1/16"	1-3/4" / 45	•
	<b>V366PT</b>	1-1/8"	1-3/4" / 45	•
	<b>V386PT</b>	1-3/16"	1-3/4" / 45	•
	<b>V406PT</b>	1-1/4"	1-3/4" / 45	•
<b>SRVD15PT</b>	Socket Rail		•	



**SVM106BRPT**  
METRIC SOCKET SET

PRODUCT #	SIZE MM	OVERALL LENGTH IN. / MM	SET	
<b>SVM106BRPT</b>	10-PC. 1/2" Drive Metric Precision Socket Set			
	<b>V610MMPT</b>	10	1-1/2" / 38	•
	<b>V611MMPT</b>	11	1-1/2" / 38	•
	<b>V612MMPT</b>	12	1-1/2" / 38	•
	<b>V613MMPT</b>	13	1-1/2" / 38	•
	<b>V614MMPT</b>	14	1-1/2" / 38	•
	<b>V615MMPT</b>	15	1-1/2" / 38	•
	<b>V616MMPT</b>	16	1-1/2" / 38	•
	<b>V617MMPT</b>	17	1-1/2" / 38	•
	<b>V618MMPT</b>	18	1-1/2" / 38	•
	<b>V619MMPT</b>	19	1-1/2" / 38	•
<b>SRVS10MMPT</b>	Socket Rail		•	



**SVD126BRPT**  
SAE DEEP SOCKET SET

PRODUCT #	SIZE IN.	OVERALL LENGTH IN. / MM	SET	
<b>SVD126BRPT</b>	12-PC. 1/2" Drive SAE Precision Deep Socket Set			
	<b>VD146PT</b>	7/16"	3" / 76.5	•
	<b>VD166PT</b>	1/2"	3" / 76.5	•
	<b>VD186PT</b>	9/16"	3" / 76.5	•
	<b>VD206PT</b>	5/8"	3" / 76.5	•
	<b>VD226PT</b>	11/16"	3" / 76.5	•
	<b>VD246PT</b>	3/4"	3" / 76.5	•
	<b>VD266PT</b>	13/16"	3" / 76.5	•
	<b>VD286PT</b>	7/8"	3" / 76.5	•
	<b>VD306PT</b>	15/16"	3" / 76.5	•
	<b>VD326PT</b>	1"	3" / 76.5	•
	<b>VD346PT</b>	1-1/16"	3" / 76.5	•
	<b>VD366PT</b>	1-1/8"	3" / 76.5	•
<b>SRVS12PT</b>	Socket Rail		•	



**SVDM106BRPT**  
METRIC DEEP SOCKET SET

PRODUCT #	SIZE IN.	OVERALL LENGTH IN. / MM	SET	
<b>SVDM106BRPT</b>	10-PC. 1/2" Drive Metric Precision Deep Socket Set			
	<b>VD610MMPT</b>	10	3" / 76.5	•
	<b>VD611MMPT</b>	11	3" / 76.5	•
	<b>VD612MMPT</b>	12	3" / 76.5	•
	<b>VD613MMPT</b>	13	3" / 76.5	•
	<b>VD614MMPT</b>	14	3" / 76.5	•
	<b>VD615MMPT</b>	15	3" / 76.5	•
	<b>VD616MMPT</b>	16	3" / 76.5	•
	<b>VD617MMPT</b>	17	3" / 76.5	•
	<b>VD618MMPT</b>	18	3" / 76.5	•
	<b>VD619MMPT</b>	19	3" / 76.5	•
<b>SRVS10MMPT</b>	Socket Rail		•	



**SVP156BRPT**  
**SAE IMPACT SOCKET SET**

PRODUCT #	SIZE IN.	OVERALL LENGTH IN. / MM	SET	
<b>SVP156BRPT</b> 15-PC. 1/2" Drive SAE Impact Socket Set				
	<b>VP126PT</b>	3/8"	1-1/2" / 38	•
	<b>VP146PT</b>	7/16"	1-1/2" / 38	•
	<b>VP166PT</b>	1/2"	1-1/2" / 38	•
	<b>VP186PT</b>	9/16"	1-1/2" / 38	•
	<b>VP206PT</b>	5/8"	1-1/2" / 38	•
	<b>VP226PT</b>	11/16"	1-1/2" / 38	•
	<b>VP246PT</b>	3/4"	1-1/2" / 38	•
	<b>VP266PT</b>	13/16"	1-1/2" / 38	•
	<b>VP286PT</b>	7/8"	1-1/2" / 38	•
	<b>VP306PT</b>	15/16"	1-1/2" / 38	•
	<b>VP326PT</b>	1"	1-1/2" / 38	•
	<b>VP346PT</b>	1-1/16"	1-1/2" / 38	•
	<b>VP366PT</b>	1-1/8"	1-1/2" / 38	•
	<b>VP386PT</b>	1-3/16"	1-1/2" / 38	•
	<b>VP406PT</b>	1-1/4"	1-1/2" / 38	•
	<b>SRVD15PT</b>	Socket Rail		•



**SVPM136BRPT**  
**METRIC IMPACT SOCKET SET**

PRODUCT #	SIZE IN.	OVERALL LENGTH IN. / MM	SET	
<b>SVPM136BRPT</b> 13-PC. 1/2" Drive Metric Impact Socket Set				
	<b>VP610MMPT</b>	10	1-1/2" / 38	•
	<b>VP611MMPT</b>	11	1-1/2" / 38	•
	<b>VP612MMPT</b>	12	1-1/2" / 38	•
	<b>VP613MMPT</b>	13	1-1/2" / 38	•
	<b>VP614MMPT</b>	14	1-1/2" / 38	•
	<b>VP615MMPT</b>	15	1-1/2" / 38	•
	<b>VP616MMPT</b>	16	1-1/2" / 38	•
	<b>VP617MMPT</b>	17	1-1/2" / 38	•
	<b>VP618MMPT</b>	18	1-1/2" / 38	•
	<b>VP619MMPT</b>	19	1-1/2" / 38	•
	<b>VP621MMPT</b>	21	1-1/2" / 38	•
	<b>VP622MMPT</b>	22	1-1/2" / 38	•
	<b>VP624MMPT</b>	24	1-1/2" / 38	•
<b>SRVD13MMPT</b>	Socket Rail		•	



**SVPM66BRPT**  
**METRIC IMPACT SOCKET SET**

PRODUCT #	SIZE IN.	OVERALL LENGTH IN. / MM	SET	
<b>SVPM66BRPT</b> 6-PC. 1/2" Drive Metric Impact Socket Set				
	<b>VPM626MMPT</b>	26	1-1/2" / 38	•
	<b>VPM627MMPT</b>	27	1-1/2" / 38	•
	<b>VPM630MMPT</b>	30	1-1/2" / 38	•
	<b>VPM632MMPT</b>	32	1-1/2" / 38	•
	<b>VPM634MMPT</b>	34	1-1/2" / 38	•
	<b>VPM636MMPT</b>	36	1-1/2" / 38	•
<b>SRVD13MMPT</b>	Socket Rail		•	



**SVDP136BRPT**  
**SAE DEEP IMPACT SOCKET SET**

PRODUCT #	SIZE IN.	OVERALL LENGTH IN. / MM	SET	
<b>SVDP136BRPT</b> 13-PC. 1/2" Drive SAE Deep Impact Socket Set				
	<b>VDP14PT</b>	7/16"	3-1/4" / 82.6	•
	<b>VDP16PT</b>	1/2"	3-1/4" / 82.6	•
	<b>VDP18PT</b>	9/16"	3-1/4" / 82.6	•
	<b>VDP20PT</b>	5/8"	3-1/4" / 82.6	•
	<b>VDP22PT</b>	11/16"	3-1/4" / 82.6	•
	<b>VDP24PT</b>	3/4"	3-1/4" / 82.6	•
	<b>VDP26PT</b>	13/16"	3-1/4" / 82.6	•
	<b>VDP28PT</b>	7/8"	3-1/4" / 82.6	•
	<b>VDP30PT</b>	15/16"	3-1/4" / 82.6	•
	<b>VDP32PT</b>	1"	3-1/4" / 82.6	•
	<b>VDP34PT</b>	1-1/16"	3-1/4" / 82.6	•
	<b>VDP36PT</b>	1-1/8"	3-1/4" / 82.6	•
	<b>VDP40PT</b>	1-1/4"	3-1/4" / 82.6	•
	<b>SRVD13PT</b>	Socket Rail		•



**SVDPM66BRPT**  
**METRIC DEEP IMPACT SET**

PRODUCT #	SIZE IN.	OVERALL LENGTH IN. / MM	SET	
<b>SVDPM66BRPT</b> 6-PC. 1/2" Drive Metric Deep Impact Socket Set				
	<b>VDP626MMPT</b>	26	3-1/4" / 82.6	•
	<b>VDP627MMPT</b>	27	3-1/4" / 82.6	•
	<b>VDP630MMPT</b>	30	3-1/4" / 82.6	•
	<b>VDP632MMPT</b>	32	3-1/4" / 82.6	•
	<b>VDP634MMPT</b>	34	3-1/4" / 82.6	•
	<b>VDP636MMPT</b>	36	3-1/4" / 82.6	•
<b>SRVD16MMPT</b>	Socket Rail		•	



**SVDPM166BRPT**  
**METRIC DEEP IMPACT SET**

PRODUCT #	SIZE IN.	OVERALL LENGTH IN. / MM	SET	
<b>SVDPM166BRPT</b> 16-PC. 1/2" Drive Metric Deep Impact Socket Set				
	<b>VDP610MMPT</b>	10	3-1/4" / 82.6	•
	<b>VDP611MMPT</b>	11	3-1/4" / 82.6	•
	<b>VDP612MMPT</b>	12	3-1/4" / 82.6	•
	<b>VDP613MMPT</b>	13	3-1/4" / 82.6	•
	<b>VDP614MMPT</b>	14	3-1/4" / 82.6	•
	<b>VDP615MMPT</b>	15	3-1/4" / 82.6	•
	<b>VDP616MMPT</b>	16	3-1/4" / 82.6	•
	<b>VDP617MMPT</b>	17	3-1/4" / 82.6	•
	<b>VDP618MMPT</b>	18	3-1/4" / 82.6	•
	<b>VDP619MMPT</b>	19	3-1/4" / 82.6	•
	<b>VDP620MMPT</b>	20	3-1/4" / 82.6	•
	<b>VDP621MMPT</b>	21	3-1/4" / 82.6	•
	<b>VDP622MMPT</b>	22	3-1/4" / 82.6	•
	<b>VDP623MMPT</b>	23	3-1/4" / 82.6	•
	<b>VDP624MMPT</b>	24	3-1/4" / 82.6	•
	<b>VDP625MMPT</b>	25	3-1/4" / 82.6	•
<b>SRVD16MMPT</b>	Socket Rail		•	




# 1/2" DRIVE CROWFOOT WRENCH AND DRIVER SETS




## SCO11KS SAE OPEN-END CROWFOOT WRENCH SET

PRODUCT #	SIZE IN.	OVERALL LENGTH IN. / MM	SET
<b>SCO11KS</b>	11-PC. 3/8" Drive SAE Open-End Crowfoot Wrench Set		
<b>CO12KS</b>	3/8	1-1/4" / 31.85	•
<b>CO14KS</b>	7/16	1-9/32" / 32.6	•
<b>CO16KS</b>	1/2	1-25/64" / 35.4	•
<b>CO18KS</b>	9/16	1-9/16" / 39.57	•
<b>CO20KS</b>	5/8	1-41/64" / 41.76	•
<b>CO22KS</b>	11/16	1-55/64" / 47.12	•
<b>CO24KS</b>	3/4	1-57/64" / 48.18	•
<b>CO26KS</b>	13/16	1-61/64" / 49.71	•
<b>CO28KS</b>	7/8	2" / 51	•
<b>CO30KS</b>	15/16	2-1/16" / 52.55	•
<b>CO32KS</b>	1	2-1/8" / 53.85	•



## SMCOS10KS METRIC OPEN-END CROWFOOT WRENCH SET

PRODUCT #	SIZE MM	OVERALL LENGTH IN. / MM	SET
<b>SMCOS10KS</b>	10-PC. 3/8" Drive Metric Open-End Crowfoot Wrench Set		
<b>MCO10KS</b>	10	1-5/16" / 33.4	•
<b>MCO11KS</b>	11	1-11/32" / 34	•
<b>MCO12KS</b>	12	1-7/16" / 36.6	•
<b>MCO13KS</b>	13	1-15/32" / 37.16	•
<b>MCO14KS</b>	14	1-31/64" / 37.72	•
<b>MCO15KS</b>	15	1-19/32" / 40.34	•
<b>MCO16KS</b>	16	1-5/8" / 41.43	•
<b>MCO17KS</b>	17	1-11/16" / 42.88	•
<b>MCO18KS</b>	18	1-57/64" / 48.16	•
<b>MCO19KS</b>	19	1-59/64" / 48.72	•



## SCOV5KS SAE OPEN-END CROWFOOT WRENCH SET

PRODUCT #	SIZE IN.	OVERALL LENGTH IN. / MM	SET
<b>SCOV5KS</b>	5-PC. 1/2" Drive SAE Open-End Crowfoot Wrench Set		
<b>COV34KS</b>	1-1/16	2-7/8" / 72.9	•
<b>COV36KS</b>	1-1/8	2-31/32" / 75.36	•
<b>COV40KS</b>	1-1/4	3-17/64" / 82.96	•
<b>COV44KS</b>	1-3/8	3-21/64" / 84.7	•
<b>COV48KS</b>	1-1/2	3-13/32" / 86.54	•

## SAE AND METRIC 1/2" HEX DRIVERS AND SETS

PRODUCT #	SIZE	DRIVE SIZE	OVERALL LENGTH IN. / MM	SET
<b>SVH7PTA</b>	7-PC. SAE Hex Driver Set			
<b>VH10BS</b>	5/16"	1/2"	3-1/4" / 82.6	•
<b>VH12BS</b>	3/8"	1/2"	3-1/4" / 82.6	•
<b>VH14BS</b>	7/16"	1/2"	3-1/4" / 82.6	•
<b>VH16BS</b>	1/2"	1/2"	3-5/8" / 92	•
<b>VH18BS</b>	9/16"	1/2"	3-5/8" / 92	•
<b>VH20BS</b>	5/8"	1/2"	4" / 101.6	•
<b>VH24BS</b>	3/4"	1/2"	4" / 101.6	•



PRODUCT #	SIZE	DRIVE SIZE	OVERALL LENGTH IN. / MM	SET
<b>SVHM10PT</b>	10-PC. Metric Hex Driver Set			
<b>VH6MMBS</b>	6	1/2"	3-1/4" / 82.6	•
<b>VH8MMBS</b>	8	1/2"	3-1/4" / 82.6	•
<b>VH10MMBS</b>	10	1/2"	3-1/4" / 82.6	•
<b>VH12MMBS</b>	12	1/2"	3-1/4" / 82.6	•
<b>VH13MMBS</b>	13	1/2"	3-5/8" / 92	•
<b>VH14MMBS</b>	14	1/2"	3-5/8" / 92	•
<b>VH15MMBS</b>	15	1/2"	3-5/8" / 92	•
<b>VH17MMBS</b>	17	1/2"	4" / 101.6	•
<b>VH18MMBS</b>	18	1/2"	4" / 101.6	•
<b>VH19MMBS</b>	19	1/2"	4" / 101.6	•



## HEX IMPACT INSERT AND DRIVER SETS

PRODUCT #	SIZE	DRIVE SIZE	OVERALL LENGTH IN. / MM	SET
<b>SVA15B</b>	15-PC. SAE and Metric Hex Insert and Driver Set			
<b>SVA7B</b>	7-PC. SAE Hex Insert and Driver Set			
<b>SVAM8B</b>	8-PC. Metric Hex Insert and Driver Set			
<b>A110A</b>	5/16"	1/2"	1-1/2" / 38	• •
<b>A112A</b>	3/8"	1/2"	1-1/2" / 38	• •
<b>A114A</b>	7/16"	1/2"	1-1/2" / 38	• •
<b>A116A</b>	1/2"	1/2"	1-1/2" / 38	• •
<b>A118A</b>	9/16"	1/2"	1-1/2" / 38	• •
<b>A120A</b>	5/8"	1/2"	1-1/2" / 38	• •
<b>A124A</b>	3/4"	1/2"	1-1/2" / 38	• •
<b>A18MMA</b>	8	1/2"	1-1/2" / 38	• •
<b>A110MMA</b>	10	1/2"	1-1/2" / 38	• •
<b>A112MMA</b>	12	1/2"	1-1/2" / 38	• •
<b>A113MMA</b>	13	1/2"	1-1/2" / 38	• •
<b>A114MMA</b>	14	1/2"	1-1/2" / 38	• •
<b>A115MMA</b>	15	1/2"	1-1/2" / 38	• •
<b>A117MMA</b>	17	1/2"	1-1/2" / 38	• •
<b>A119MMA</b>	19	1/2"	1-1/2" / 38	• •
<b>VP146DA</b>	Socket Driver			• • •





**SMXVE13B**  
**13-PC. EXTERNAL**  
**STAR SOCKET SET**

PRODUCT #	SIZE	DRIVE SIZE	OVERALL LENGTH IN. / MM	SET
<b>SMXVE13B</b>	<b>13-PC. External Star Socket Set</b>			
<b>ME4S</b>	E4	1/4"	1" / 25	•
<b>ME5S</b>	E5	1/4"	1" / 25	•
<b>ME6S</b>	E6	1/4"	1" / 25	•
<b>ME7S</b>	E7	1/4"	1" / 25	•
<b>ME8S</b>	E8	1/4"	1" / 25	•
<b>XE10S</b>	E10	3/8"	1-1/8" / 28.6	•
<b>XE12S</b>	E12	3/8"	1-1/8" / 28.6	•
<b>XE14S</b>	E14	3/8"	1-1/8" / 28.6	•
<b>XE16S</b>	E16	3/8"	1-1/4" / 32	•
<b>VE18S</b>	E18	1/2"	1-1/2" / 38	•
<b>VE20S</b>	E20	1/2"	1-1/2" / 38	•
<b>VE22S</b>	E22	1/2"	1-1/2" / 38	•
<b>VE24S</b>	E24	1/2"	1-1/2" / 38	•



**HEX DRIVER SETS**

PRODUCT #	HEX SIZE	OVERALL LENGTH IN. / MM	SET
<b>SXA14B</b>	<b>14-PC. 3/8" Drive SAE and Metric Hex Driver Set</b>		
<b>SXA7PT</b>	<b>7-PC. 3/8" Drive SAE Hex Driver Set</b>		
<b>SXMA7PT</b>	<b>7-PC. 3/8" Drive Metric Hex Driver Set</b>		
<b>XH46B</b>	1/8"	2-3/4" / 69.9	• •
<b>XH56B</b>	5/32"	2-3/4" / 69.9	• •
<b>XH66B</b>	3/16"	2-3/4" / 69.9	• •
<b>XH76B</b>	7/32"	2-3/4" / 69.9	• •
<b>XH86B</b>	1/4"	2-3/4" / 69.9	• •
<b>XH106B</b>	5/16"	2-3/4" / 69.9	• •
<b>XH126B</b>	3/8"	2-3/4" / 69.9	• •
<b>XH4MMB</b>	4mm	2-3/4" / 69.9	• •
<b>XH5MMB</b>	5mm	2-3/4" / 69.9	• •
<b>XH6MMB</b>	6mm	2-3/4" / 69.9	• •
<b>XH7MMB</b>	7mm	2-3/4" / 69.9	• •
<b>XH8MMB</b>	8mm	2-3/4" / 69.9	• •
<b>XH9MMB</b>	9mm	2-3/4" / 69.9	• •
<b>XH10MMB</b>	10mm	2-3/4" / 69.9	• •



**SHORT HEX DRIVER SET**

PRODUCT #	HEX SIZE	OVERALL LENGTH IN. / MM	SET
<b>SXAS7PT</b>	<b>7-PC. 3/8" Drive SAE Short Hex Driver Set</b>		
<b>SXMAS8PT</b>	<b>8-PC. 3/8" Drive Metric Short Hex Driver Set</b>		
<b>XH46BS</b>	1/8"	1-13/16" / 46	•
<b>XH56BS</b>	5/32"	1-13/16" / 46	•
<b>XH66BS</b>	3/16"	1-13/16" / 46	•
<b>XH76BS</b>	7/32"	1-13/16" / 46	•
<b>XH86BS</b>	1/4"	1-13/16" / 46	•
<b>XH106BS</b>	5/16"	1-13/16" / 46	•
<b>XH126BS</b>	3/8"	1-13/16" / 46	•
<b>XH4MMBS</b>	4mm	1-13/16" / 46	•
<b>XH5MMBS</b>	5mm	1-13/16" / 46	•
<b>XH6MMBS</b>	6mm	1-13/16" / 46	•
<b>XH7MMBS</b>	7mm	1-13/16" / 46	•
<b>XH8MMBS</b>	8mm	1-13/16" / 46	•
<b>XH9MMBS</b>	9mm	1-13/16" / 46	•
<b>XH10MMBS</b>	10mm	1-13/16"	•



PRODUCT #	TORX® SIZE	DRIVE SIZE	OVERALL LENGTH IN. / MM	SET
<b>ST12HB</b>	<b>12-PC. 1/4" and 3/8" Drive Tamper-Resistant Torx® Driver Set</b>			
<b>MT8BHS</b>	T8H	1/4"	1-7/16" / 36.5	•
<b>MT10BHS</b>	T10H	1/4"	1-7/16" / 36.5	•
<b>MT15BHS</b>	T15H	1/4"	1-7/16" / 36.5	•
<b>MT20BHS</b>	T20H	1/4"	1-7/16" / 36.5	•
<b>MT25BHS</b>	T25H	1/4"	1-7/16" / 36.5	•
<b>MT27BHS</b>	T27H	1/4"	1-7/16" / 36.5	•
<b>XT30BHS</b>	T30H	3/8"	1-7/8" / 47.6	•
<b>XT40BHS</b>	T40H	3/8"	1-7/8" / 47.6	•
<b>XT45BHS</b>	T45H	3/8"	1-7/8" / 47.6	•
<b>XT47BHS</b>	T47H	3/8"	1-7/8" / 47.6	•
<b>XT50BHS</b>	T50H	3/8"	1-7/8" / 47.6	•
<b>XT55BHS</b>	T55H	3/8"	1-7/8" / 47.6	•



PRODUCT #	SIZE	DRIVE SIZE	OVERALL LENGTH IN. / MM	SET
<b>ST13B</b>	<b>13-PC. Star Driver Set</b>			
<b>MT8BS</b>	T8	1/4"	1-7/16" / 36.5	•
<b>MT10BS</b>	T10	1/4"	1-7/16" / 36.5	•
<b>MT15BS</b>	T15	1/4"	1-7/16" / 36.5	•
<b>MT20BS</b>	T20	1/4"	1-7/16" / 36.5	•
<b>MT25BS</b>	T25	1/4"	1-7/16" / 36.5	•
<b>MT27BS</b>	T27	1/4"	1-7/16" / 36.5	•
<b>XT30BS</b>	T30	3/8"	1-7/8" / 47.6	•
<b>XT40BS</b>	T40	3/8"	1-7/8" / 47.6	•
<b>XT45BS</b>	T45	3/8"	1-7/8" / 47.6	•
<b>XT47BS</b>	T47	3/8"	1-7/8" / 47.6	•
<b>XT50BS</b>	T50	3/8"	1-7/8" / 47.6	•
<b>XT55BS</b>	T55	3/8"	1-7/8" / 47.6	•
<b>VT60BS</b>	T60	1/2"	2-3/16" / 55.6	•

PRODUCT #	SIZE	DRIVE SIZE	OVERALL LENGTH IN. / MM	SET
<b>SXAB15B</b>	<b>15-PC. SAE and Metric Speed Hex Bit Set</b>			
<b>XB46D</b>	1/8"	3/8"	2-3/4" / 69.9	•
<b>XB56D</b>	5/32"	3/8"	2-3/4" / 69.9	•
<b>XB66D</b>	3/16"	3/8"	2-3/4" / 69.9	•
<b>XB76D</b>	7/32"	3/8"	2-3/4" / 69.9	•
<b>XB86D</b>	1/4"	3/8"	2-3/4" / 69.9	•
<b>XB106D</b>	5/16"	3/8"	2-3/4" / 69.9	•
<b>XB126D</b>	3/8"	3/8"	2-3/4" / 69.9	•
<b>XBD3MM</b>	3	3/8"	2-3/4" / 69.9	•
<b>XBD4MM</b>	4	3/8"	2-3/4" / 69.9	•
<b>XBD5MM</b>	5	3/8"	2-3/4" / 69.9	•
<b>XBD6MM</b>	6	3/8"	2-3/4" / 69.9	•
<b>XBD7MM</b>	7	3/8"	2-3/4" / 69.9	•
<b>XBD8MM</b>	8	3/8"	2-3/4" / 69.9	•
<b>XBD9MM</b>	9	3/8"	2-3/4" / 69.9	•
<b>XBD10MM</b>	10	3/8"	2-3/4" / 69.9	•

WARNING: Chrome sockets and attachments should only be used with hand-operated handles.



MACTOOLS.COM



WARNING: Cancer and Reproductive Harm - p65warnings.ca.gov  
 For more info click on MACTOOLS.COM/PROP65

# SOCKET SETS

## SOCKETS SETS



**SMM446BR**  
**44-PC. 1/4" DRIVE DELUXE**  
**SAE AND METRIC SOCKET SET**

- INCLUDES:**
- (10) 3/16" - 9/16" SAE Standard Sockets
  - (10) 3/16" - 9/16" SAE Deep Sockets
  - (10) 5.5 - 14mm Metric Standard Sockets
  - (10) 5.5 - 14mm Metric Deep Sockets
  - (2) 2" and 6" Extensions
  - (1) Universal Joint
  - (1) 5" Ratchet
  - (1) Blow-Molded Case



**SMM246PTR**  
**24-PC. 1/4" DRIVE METRIC**  
**6-PT. SOCKET SET**



- INCLUDES:**
- (12) 5-15mm Metric Standard Sockets
  - (12) 5-15mm Metric Deep Sockets



**SX446BR**  
**44-PC. 3/8" DRIVE**  
**SAE AND METRIC SOCKET SET**

- INCLUDES:**
- (10) 1/4"-13/16" SAE Standard Sockets
  - (10) 1/4"-13/16" SAE Deep Sockets
  - (10) 10 - 19mm Metric Standard Sockets
  - (10) 10 - 19mm Metric Deep Sockets
  - (2) 3" and 6" Extensions
  - (1) Universal Joint
  - (1) 8" Knurled Ratchet
  - (1) Blow-Molded Case



**S7EWPT**  
7-PC. MULTI-DRIVE  
WOBBLE EXTENSION SET


PRODUCT #	DRIVE SIZE	OVERALL LENGTH IN. / MM	SET
<b>S7EWPT</b>	7-PC. Multi-Drive Wobble Extension Set		
<b>M2EW</b>	1/4"	2" / 50.8	•
<b>M6EW</b>	1/4"	6" / 152.4	•
<b>X3EW</b>	3/8"	3" / 76.2	•
<b>X6EW</b>	3/8"	6" / 152.4	•
<b>X12EW</b>	3/8"	12" / 304.8	•
<b>V5EW</b>	1/2"	5" / 127	•
<b>V10EW</b>	1/2"	10" / 254	•

WARNING: Chrome sockets and attachments should only be used with hand-operated handles.



**SP4EBP**  
4-PC. MULTI-DRIVE  
IMPACT EXTENSION SET

PRODUCT #	DRIVE SIZE	OVERALL LENGTH IN. / MM	STYLE	SET
<b>SP4EBP</b>	4-PC. Multi-Drive Impact Extension Set			
<b>XP3EB</b>	3/8"	3" / 76.2	Ball	•
<b>XP6EB</b>	3/8"	6" / 152.4	Pin	•
<b>VP3EB</b>	1/2"	3" / 76.2	Ball	•
<b>VP10EB</b>	1/2"	10" / 254	Ball	•



**SAD6T**  
6-PC. ADAPTER SET

• Includes SH4 magnetic socket rail

PRODUCT #	DRIVE SIZE	OVERALL LENGTH IN. / MM	SET
<b>SAD6T</b>	6-PC. Adapter Set		
<b>A812</b>	1/4"-3/8"	7/8" / 22.2	•
<b>A128</b>	3/8"-1/4"	1" / 25.4	•
<b>A1216</b>	3/8"-1/2"	1-15/16" / 33.3	•
<b>AP1612RB</b>	1/2"-3/8" Impact	1-7/16" / 36.5	•
<b>AP1624</b>	1/2"-3/4" Impact	1-7/8" / 47.6	•
<b>AP2416RB</b>	3/4"-1/2" Impact	1-15/16" / 33.3	•



**SMXU4T**  
4-PC. UNIVERSAL  
JOINT ADAPTER SET

• Includes SH4 magnetic socket rail

PRODUCT #	DRIVE SIZE	OVERALL LENGTH IN. / MM	SET
<b>SMXU4T</b>	4-PC. Universal Adapter Set		
<b>M3U</b>	1/4"	1-3/8" / 34.9	•
<b>X3U</b>	3/8"	1-3/4" / 44.5	•
<b>XUP2BB</b>	3/8" Impact	2" / 50.8	•
<b>VUP2BA</b>	1/2" Impact	2-1/2" / 63.5	•



# SOCKET SETS

## 1/4" AND 3/8" DRIVE SOCKETS AND SETS

### E030712-US 60-PC. 1/4" AND 3/8" DRIVE SOCKET SET - 6-PT.

- Innovative design to prevent fastener rounding
- High visibility size marking for easy identification
- Bi-material handle ratchet



### E034835-US 126-PC. 1/4" AND 3/8" DRIVE MASTER SET

- Chrome finish
- Meets or exceeds ISO and DIN specifications



PRODUCT #	DESCRIPTION	SIZE	OVERALL LENGTH	SET
E030712-US	<b>60-PC. 1/4" and 3/8" Drive Socket Set - 6-PT.</b>			
E034835-US	<b>126-PC. 1/4" and 3/8" Drive Master Set</b>			
E030508	Quick Release Ratchet	1/4"	5-33/64"	•
E031612	Quick Release Ratchet	3/8"	7-53/64"	•
E113848	3/8" Drive Pear Head Ratchet	-	7-53/64"	•
E113910	1/4" Drive Socket Spinner Handle	-	6-1/8"	•
E030301	1/4" Drive Socket 6-PT	3/16"	1"	• •
E030302	1/4" Drive Socket 6-PT	7/32"	1"	• •
E030303	1/4" Drive Socket 6-PT	1/4"	1"	• •
E030304	1/4" Drive Socket 6-PT	9/32"	1"	• •
E030305	1/4" Drive Socket 6-PT	5/16"	1"	• •
E030306	1/4" Drive Socket 6-PT	11/32"	1"	• •
E030307	1/4" Drive Socket 6-PT	3/8"	1"	• •
E030308	1/4" Drive Socket - 6-PT.	7/16"	1"	• •
E030309	1/4" Drive Socket - 6-PT.	1/2"	1"	• •
E030320	1/4" Drive Socket - 6-PT.	9/16"	1"	• •
E117293	1/4" Drive Metric Socket - 6-PT.	4	1"	• •
E117688	1/4" Drive Metric Socket - 6-PT.	4.5	1"	• •
E117294	1/4" Drive Metric Socket - 6-PT.	5	1"	• •
E117295	1/4" Drive Metric Socket - 6-PT.	5.5	1"	• •
E117296	1/4" Drive Metric Socket - 6-PT.	6	1"	• •
E117297	1/4" Drive Metric Socket - 6-PT.	7	1"	• •
E117298	1/4" Drive Metric Socket - 6-PT.	8	1"	• •
E117299	1/4" Drive Metric Socket - 6-PT.	9	1"	• •
E117350	1/4" Drive Metric Socket - 6-PT.	10	1"	• •
E117351	1/4" Drive Metric Socket - 6-PT.	11	1"	• •
E117352	1/4" Drive Metric Socket - 6-PT.	12	1"	• •
E117353	1/4" Drive Metric Socket - 6-PT.	13	1"	• •
E117354	1/4" Drive Metric Socket - 6-PT.	14	1"	• •
E030310	1/4" Drive Deep Socket - 6-PT.	3/16"	2"	• •
E030311	1/4" Drive Deep Socket - 6-PT.	7/32"	2"	• •
E030312	1/4" Drive Deep Socket - 6-PT.	1/4"	2"	• •
E030313	1/4" Drive Deep Socket - 6-PT.	9/32"	2"	• •

PRODUCT #	DESCRIPTION	SIZE	OVERALL LENGTH	SET
E030712-US	<b>60-PC. 1/4" and 3/8" Drive Socket Set - 6-PT.</b>			
E034835-US	<b>126-PC. 1/4" and 3/8" Drive Master Set</b>			
E030314	1/4" Drive Deep Socket - 6-PT.	5/16"	2"	•
E030315	1/4" Drive Deep Socket - 6-PT.	11/32"	2"	•
E030316	1/4" Drive Deep Socket - 6-PT.	3/8"	2"	•
E030317	1/4" Drive Deep Socket - 6-PT.	7/16"	2"	•
E030318	1/4" Drive Deep Socket - 6-PT.	1/2"	2"	•
E030322	1/4" Drive Deep Socket - 6-PT.	9/16"	2"	•
E113751	1/4" Drive Metric Deep Socket - 6-PT.	4	2"	•
E113752	1/4" Drive Metric Deep Socket - 6-PT.	5	2"	•
E113753	1/4" Drive Metric Deep Socket - 6-PT.	5.5	2"	•
E113754	1/4" Drive Metric Deep Socket - 6-PT.	6	2"	•
E113755	1/4" Drive Metric Deep Socket - 6-PT.	7	2"	•
E113756	1/4" Drive Metric Deep Socket - 6-PT.	8	2"	•
E113757	1/4" Drive Metric Deep Socket - 6-PT.	9	2"	•
E113758	1/4" Drive Metric Deep Socket - 6-PT.	10	2"	•
E113759	1/4" Drive Metric Deep Socket - 6-PT.	11	2"	•
E113760	1/4" Drive Metric Deep Socket - 6-PT.	12	2"	•
E113761	1/4" Drive Metric Deep Socket - 6-PT.	13	2"	•
E113762	1/4" Drive Metric Deep Socket - 6-PT.	14	2"	•
E031301	3/8" Drive Socket - 6-PT.	1/4"	1"	•
E031302	3/8" Drive Socket - 6-PT.	5/16"	1"	•
E031303	3/8" Drive Socket - 6-PT.	11/32"	1"	•
E031304	3/8" Drive Socket - 6-PT.	3/8"	1"	• •
E031305	3/8" Drive Socket - 6-PT.	7/16"	1"	• •
E031306	3/8" Drive Socket - 6-PT.	1/2"	1"	• •
E031307	3/8" Drive Socket - 6-PT.	9/16"	1"	• •
E031308	3/8" Drive Socket - 6-PT.	5/8"	1"	• •
E031309	3/8" Drive Socket - 6-PT.	11/16"	1"	• •
E031310	3/8" Drive Socket - 6-PT.	3/4"	1"	• •
E031311	3/8" Drive Socket - 6-PT.	13/16"	1-9/64"	•
E031312	3/8" Drive Socket - 6-PT.	7/8"	1-9/64"	•
E031334	3/8" Drive Socket - 6-PT.	15/16"	1-9/64"	•
E031313	3/8" Drive Socket - 6-PT.	1"	1-3/8"	•

PRODUCT #	DESCRIPTION	SIZE	OVERALL LENGTH	SET
<b>E030712-US</b>	<b>60-PC. 1/4" and 3/8" Drive Socket Set - 6-PT.</b>			
<b>E034835-US</b>	<b>126-PC. 1/4" and 3/8" Drive Master Set</b>			
<b>E030937</b>	3/8" Drive Metric Socket - 6-PT.	8	1"	•
<b>E030938</b>	3/8" Drive Metric Socket - 6-PT.	9	1"	•
<b>E030939</b>	3/8" Drive Metric Socket - 6-PT.	10	1"	• •
<b>E030940</b>	3/8" Drive Metric Socket - 6-PT.	11	1"	• •
<b>E030941</b>	3/8" Drive Metric Socket - 6-PT.	12	1"	• •
<b>E030942</b>	3/8" Drive Metric Socket - 6-PT.	13	1"	• •
<b>E030943</b>	3/8" Drive Metric Socket - 6-PT.	14	1"	• •
<b>E030944</b>	3/8" Drive Metric Socket - 6-PT.	15	1"	• •
<b>E030945</b>	3/8" Drive Metric Socket - 6-PT.	16	1"	• •
<b>E030946</b>	3/8" Drive Metric Socket - 6-PT.	17	1"	• •
<b>E030947</b>	3/8" Drive Metric Socket - 6-PT.	18	1"	• •
<b>E030948</b>	3/8" Drive Metric Socket - 6-PT.	19	1"	• •
<b>E030947</b>	3/8" Drive Metric Socket - 6-PT.	18	1"	• •
<b>E030948</b>	3/8" Drive Metric Socket - 6-PT.	19	1"	• •
<b>E031525</b>	3/8" Drive Deep Socket - 6-PT.	1/4"	1-51/64"	•
<b>E031526</b>	3/8" Drive Deep Socket - 6-PT.	5/16"	1-51/64"	•
<b>E031516</b>	3/8" Drive Deep Socket - 6-PT.	3/8"	1-51/64"	•
<b>E031517</b>	3/8" Drive Deep Socket - 6-PT.	7/16"	1-51/64"	•
<b>E031518</b>	3/8" Drive Deep Socket - 6-PT.	1/2"	1-51/64"	•
<b>E031519</b>	3/8" Drive Deep Socket - 6-PT.	9/16"	1-51/64"	•
<b>E031520</b>	3/8" Drive Deep Socket - 6-PT.	5/8"	1-51/64"	•
<b>E031521</b>	3/8" Drive Deep Socket - 6-PT.	11/16"	2-13/64"	•
<b>E031522</b>	3/8" Drive Deep Socket - 6-PT.	3/4"	2-13/64"	•
<b>E031523</b>	3/8" Drive Deep Socket - 6-PT.	13/16"	2-13/64"	•
<b>E031524</b>	3/8" Drive Deep Socket - 6-PT.	7/8"	2-1/2"	•
<b>E031527</b>	3/8" Drive Deep Socket - 6-PT.	15/16"	2-1/2"	•
<b>E031528</b>	3/8" Drive Deep Socket - 6-PT.	1"	2-1/2"	•
<b>E031505</b>	3/8" Drive Metric Deep Socket - 6-PT.	10	1-51/64"	•
<b>E031506</b>	3/8" Drive Metric Deep Socket - 6-PT.	11	1-51/64"	•
<b>E031507</b>	3/8" Drive Metric Deep Socket - 6-PT.	12	1-51/64"	•
<b>E031508</b>	3/8" Drive Metric Deep Socket - 6-PT.	13	1-51/64"	•
<b>E031509</b>	3/8" Drive Metric Deep Socket - 6-PT.	14	1-31/32"	•
<b>E031510</b>	3/8" Drive Metric Deep Socket - 6-PT.	15	2-3/32"	•
<b>E031511</b>	3/8" Drive Metric Deep Socket - 6-PT.	16	2-3/32"	•
<b>E031512</b>	3/8" Drive Metric Deep Socket - 6-PT.	17	2-13/64"	•
<b>E031513</b>	3/8" Drive Metric Deep Socket - 6-PT.	18	2-13/64"	•
<b>E031514</b>	3/8" Drive Metric Deep Socket - 6-PT.	19	2-13/64"	•
<b>E117360</b>	1/4" Drive Universal Joint	-	1"	•
<b>E117358</b>	1/4" F x 3/8" M Adapter	-	1"	•
<b>E113771</b>	1/4" Drive Extension	2"	2-11/64"	•
<b>E113772</b>	1/4" Drive Extension	6"	5-29/32"	•
<b>E117359</b>	1/4" Drive Bit Socket Adapter	-	1"	•
<b>E117363</b>	3/8" Drive Extension	3"	2-61/64"	•
<b>E113850</b>	3/8" Drive Extension	6"	4-59/64"	• •
<b>E117367</b>	3/8" Drive Universal Joint	-	1-5/32"	• •

PRODUCT #	DESCRIPTION	SIZE	OVERALL LENGTH	SET
<b>E030712-US</b>	<b>60-PC. 1/4" and 3/8" Drive Socket Set - 6-PT.</b>			
<b>E034835-US</b>	<b>126-PC. 1/4" and 3/8" Drive Master Set</b>			
<b>E117365</b>	3/8" F x 1/4" M Adapter	-	1"	• •
<b>E031314</b>	3/8" Drive Spark Plug Socket - 6-PT.	5/8"		•
<b>E031315</b>	3/8" Drive Spark Plug Socket - 6-PT.	13/16"		•
<b>E113230</b>	Combination Wrench - 12-PT.	5/16"	4-23/32"	
<b>E113313</b>	Combination Wrench - 12-PT.	11/32"	5-1/8"	
<b>E113314</b>	Combination Wrench - 12-PT.	3/8"	5-33/64"	•
<b>E113315</b>	Combination Wrench - 12-PT.	7/16"	5-29/32"	•
<b>E113316</b>	Combination Wrench - 12-PT.	1/2"	6-11/16"	•
<b>E113317</b>	Combination Wrench - 12-PT.	9/16"	7-3/32"	•
<b>E113318</b>	Combination Wrench - 12-PT.	5/8"	7-7/8"	•
<b>E113319</b>	Combination Wrench - 12-PT.	11/16"	8-17/64"	•
<b>E113358</b>	Combination Wrench - 12-PT.	3/4"	9-1/16"	•
<b>E113205</b>	Metric Combination Wrench - 12-PT.	10	5-33/64"	•
<b>E113206</b>	Metric Combination Wrench - 12-PT.	11	5-29/32"	•
<b>E113207</b>	Metric Combination Wrench - 12-PT.	12	6-19/64"	•
<b>E113208</b>	Metric Combination Wrench - 12-PT.	13	6-11/16"	•
<b>E113209</b>	Metric Combination Wrench - 12-PT.	14	7-3/32"	•
<b>E113210</b>	Metric Combination Wrench - 12-PT.	15	7-31/64"	•
<b>E113211</b>	Metric Combination Wrench - 12-PT.	16	7-7/8"	•
<b>E113212</b>	Metric Combination Wrench - 12-PT.	17	8-17/64"	•
<b>E113213</b>	Metric Combination Wrench - 12-PT.	18	8-21/32"	•
<b>E113214</b>	Metric Combination Wrench - 12-PT.	19	9-1/16"	•
<b>E130101</b>	Bit, Slotted	4	-	•
<b>E130103</b>	Bit, Slotted	5.5	-	•
<b>E130104</b>	Bit, Slotted	6.5	-	•
<b>E113685</b>	Bit, Insert Phillips®	#1	-	•
<b>E113686</b>	Bit, Insert Phillips®	#2	-	•
<b>E113687</b>	Bit, Insert Phillips®	#3	-	•
<b>E113631</b>	Bit, Prince Reed Pozidriv®	P21	-	•
<b>E113632</b>	Bit, Prince Reed Pozidriv®	P22	-	•
<b>E113633</b>	Bit, Prince Reed Pozidriv®	P23	-	•
<b>E117781</b>	Bit, Torx®	T10	-	•
<b>E117782</b>	Bit, Torx®	T15	-	•
<b>E117783</b>	Bit, Torx®	T20	-	•
<b>E117784</b>	Bit, Torx®	T25	-	•
<b>E117786</b>	Bit, Torx®	T30	-	•
<b>E117787</b>	Bit, Torx®	T40	-	•
<b>E113652</b>	Bit, Insert Hex	3	-	•
<b>E117768</b>	Bit, Hex	4	-	•
<b>E113654</b>	Bit, Insert Hex	5	-	•
<b>E165017</b>	Slotted Cabinet Tip Screwdriver	1/8"	7-61/64"	•
<b>E165482</b>	Slotted Keystone Tip Screwdriver	5/16"	9-1/16"	•
<b>E164978</b>	Slotted Keystone Tip Screwdriver	3/32"	5-55/64"	•
<b>E165206</b>	Phillips® Screwdriver	#0	6-31/32"	•
<b>E165207</b>	Phillips® Screwdriver	#1	8-5/64"	•
<b>E160301</b>	Phillips® Screwdriver	#2	9-1/16"	•



# SOCKET SETS

## EXPERT® SOCKETS



### E034808

### 88-PC. 1/4", 3/8", 1/2" DRIVE SOCKET SET - 6-PT. AND 12-PT.


- Innovative design to prevent fastener rounding
- High visibility size marking for easy identification

PRODUCT #	DESCRIPTION	SIZE
<b>E032900</b>	<b>88-PC. 1/4", 3/8", 1/2" Drive Socket Set - 6-PT. and 12-PT.</b>	
<b>E030301</b>	1/4" Drive Standard Socket - 6-PT.	3/16"
<b>E030302</b>	1/4" Drive Standard Socket - 6-PT.	7/32"
<b>E030303</b>	1/4" Drive Standard Socket - 6-PT.	1/4"
<b>E030304</b>	1/4" Drive Standard Socket - 6-PT.	9/32"
<b>E030305</b>	1/4" Drive Standard Socket - 6-PT.	5/16"
<b>E030306</b>	1/4" Drive Standard Socket - 6-PT.	11/32"
<b>E030307</b>	1/4" Drive Standard Socket - 6-PT.	3/8"
<b>E030308</b>	1/4" Drive Standard Socket - 6-PT.	7/16"
<b>E030309</b>	1/4" Drive Standard Socket - 6-PT.	1/2"
<b>E030310</b>	1/4" DP Socket - 6-PT.	3/16"
<b>E030312</b>	1/4" DP Socket - 6-PT.	1/4"
<b>E030313</b>	1/4" DP Socket - 6-PT.	9/32"
<b>E030314</b>	1/4" DP Socket - 6-PT.	5/16"
<b>E030319</b>	1/4" Drive Standard Socket - 6-PT.	5/32"
<b>E030508</b>	1/4" Ratchet Steel Handle	-
<b>E117293</b>	1/4" Drive Standard Socket - 6-PT.	4mm
<b>E117688</b>	1/4" Drive Standard Socket - 6-PT.	4.5mm
<b>E117294</b>	1/4" Drive Standard Socket - 6-PT.	5mm
<b>E117295</b>	1/4" Drive Standard Socket - 6-PT.	5.5mm
<b>E117296</b>	1/4" Drive Standard Socket - 6-PT.	6mm
<b>E117297</b>	1/4" Drive Standard Socket - 6-PT.	7mm
<b>E117298</b>	1/4" Drive Standard Socket - 6-PT.	8mm
<b>E117299</b>	1/4" Drive Standard Socket - 6-PT.	9mm
<b>E117350</b>	1/4" Drive Standard Socket - 6-PT.	10mm
<b>E117351</b>	1/4" Drive Standard Socket - 6-PT.	11mm
<b>E117352</b>	1/4" Drive Standard Socket - 6-PT.	12mm
<b>E117353</b>	1/4" Drive Standard Socket - 6-PT.	13mm
<b>E113740</b>	1/4" Drive Standard Socket - 12-PT.	3/16"
<b>E113741</b>	1/4" Drive Standard Socket - 12-PT.	7/32"

PRODUCT #	DESCRIPTION	SIZE
<b>E032900</b>	<b>88-PC. 1/4", 3/8", 1/2" Drive Socket Set - 6-PT. and 12-PT.</b>	
<b>E113742</b>	1/4" Drive Standard Socket - 12-PT.	1/4"
<b>E113743</b>	1/4" Drive Standard Socket - 12-PT.	9/32"
<b>E113744</b>	1/4" Drive Standard Socket - 12-PT.	5/16"
<b>E113745</b>	1/4" Drive Standard Socket - 12-PT.	11/32"
<b>E113746</b>	1/4" Drive Standard Socket - 12-PT.	3/8"
<b>E113748</b>	1/4" Drive Standard Socket - 12-PT.	7/16"
<b>E113749</b>	1/4" Drive Standard Socket - 12-PT.	1/2"
<b>E113771</b>	1/4" Drive Extension	-
<b>E030938</b>	3/8" Drive Socket - 6-PT.	9mm
<b>E030939</b>	3/8" Drive Socket - 6-PT.	10mm
<b>E030940</b>	3/8" Drive Socket - 6-PT.	11mm
<b>E030941</b>	3/8" Drive Socket - 6-PT.	12mm
<b>E030942</b>	3/8" Drive Socket - 6-PT.	13mm
<b>E030943</b>	3/8" Drive Socket - 6-PT.	14mm
<b>E030944</b>	3/8" Drive Socket - 6-PT.	15mm
<b>E030946</b>	3/8" Drive Socket - 6-PT.	17mm
<b>E030948</b>	3/8" Drive Socket - 6-PT.	19mm
<b>E031304</b>	3/8" AF Socket - 6-PT.	3/8"
<b>E031305</b>	3/8" AF Socket - 6-PT.	7/16"
<b>E031306</b>	3/8" AF Socket - 6-PT.	1/2"
<b>E031307</b>	3/8" AF Socket - 6-PT.	9/16"
<b>E031308</b>	3/8" AF Socket - 6-PT.	5/8"
<b>E031309</b>	3/8" AF Socket - 6-PT.	11/16"
<b>E031311</b>	3/8" AF Socket - 6-PT.	13/16"
<b>E031314</b>	3/8" Spark Plug - 6-PT.	5/8"
<b>E031315</b>	3/8" Spark Plug - 6-PT.	13/16"
<b>E031201</b>	3/8" Drive Standard Socket - 12-PT.	3/8"
<b>E031202</b>	3/8" Drive Standard Socket - 12-PT.	7/16"
<b>E031203</b>	3/8" Drive Standard Socket - 12-PT.	1/2"
<b>E031204</b>	3/8" Drive Standard Socket - 12-PT.	9/16"

PRODUCT #	DESCRIPTION	SIZE
<b>E032900</b>	<b>88-PC. 1/4", 3/8", 1/2" Drive Socket Set - 6-PT. and 12-PT.</b>	
<b>E031205</b>	3/8" Drive Standard Socket - 12-PT.	5/8"
<b>E031206</b>	3/8" Drive Standard Socket - 12-PT.	11/16"
<b>E031207</b>	3/8" Drive Standard Socket - 12-PT.	3/4"
<b>E031208</b>	3/8" Drive Standard Socket - 12-PT.	13/16"
<b>E031401</b>	3/8" Drive DP Standard Socket - 12-PT.	3/8"
<b>E031402</b>	3/8" Drive DP Standard Socket - 12-PT.	7/16"
<b>E031403</b>	3/8" Drive DP Standard Socket - 12-PT.	1/2"
<b>E031404</b>	3/8" Drive DP Standard Socket - 12-PT.	9/16"
<b>E031612</b>	3/8" Drive Ratchet Steel Handle	-
<b>E113832</b>	3/8" Drive Standard Socket - 12-PT.	9mm
<b>E113833</b>	3/8" Drive Standard Socket - 12-PT.	10mm
<b>E113834</b>	3/8" Drive Standard Socket - 12-PT.	11mm
<b>E113835</b>	3/8" Drive Standard Socket - 12-PT.	12mm
<b>E113836</b>	3/8" Drive Standard Socket - 12-PT.	13mm
<b>E113837</b>	3/8" Drive Standard Socket - 12-PT.	14mm
<b>E113838</b>	3/8" Drive Standard Socket - 12-PT.	15mm
<b>E113839</b>	3/8" Drive Standard Socket - 12-PT.	16mm
<b>E113840</b>	3/8" Drive Standard Socket - 12-PT.	17mm
<b>E113842</b>	3/8" Drive Standard Socket - 12-PT.	19mm
<b>E117363</b>	3/8" Drive Extension	-
<b>E032403</b>	1/2" Drive Socket - 6-PT.	1/2"
<b>E032404</b>	1/2" Drive Socket - 6-PT.	9/16"
<b>E032405</b>	1/2" Drive Socket - 6-PT.	5/8"
<b>E032406</b>	1/2" Drive Socket - 6-PT.	11/16"
<b>E032407</b>	1/2" Drive Socket - 6-PT.	3/4"
<b>E032408</b>	1/2" Drive Socket - 6-PT.	13/16"
<b>E032409</b>	1/2" Drive Socket - 6-PT.	7/8"
<b>E032709</b>	1/2" Full Pear Head Ratchet	-
<b>E117260</b>	1/2" Drive Extension	-





**E041643**  
**42-PC. 3/8" DRIVE COMBINATION**  
**IMPACT SOCKET SET - 6-PT.**

- Through hole for retaining ring and/or pin
- Forged molybdenum steel
- Laser-engraved and color-filled markings

PRODUCT #	DESCRIPTION	SIZE	OVERALL LENGTH	SET
<b>E041643</b>	<b>42-PC. 3/8" Drive Combination Impact Socket Set - 6-PT.</b>			
<b>E040506</b>	3/8" Drive Impact Extension	–	3"	•
<b>E040509</b>	3/8" Drive Impact Universal Joint	–	1-63/64"	•
<b>E040203</b>	3/8" Drive Impact Socket - 6-PT.	5/16"	1-5/32"	•
<b>E040204</b>	3/8" Drive Impact Socket - 6-PT.	3/8"	1-5/32"	•
<b>E040206</b>	3/8" Drive Impact Socket - 6-PT.	1/2"	1-5/32"	•
<b>E040207</b>	3/8" Drive Impact Socket - 6-PT.	9/16"	1-5/32"	•
<b>E040208</b>	3/8" Drive Impact Socket - 6-PT.	5/8"	1-3/16"	•
<b>E040209</b>	3/8" Drive Impact Socket - 6-PT.	11/16"	1-3/16"	•
<b>E040210</b>	3/8" Drive Impact Socket - 6-PT.	3/4"	1-3/16"	•
<b>E040101</b>	3/8" Drive Metric Impact Socket - 6-PT.	8	1-5/32"	•
<b>E040102</b>	3/8" Drive Metric Impact Socket - 6-PT.	9	1-5/32"	•
<b>E040103</b>	3/8" Drive Metric Impact Socket - 6-PT.	10	1-5/32"	•
<b>E040104</b>	3/8" Drive Metric Impact Socket - 6-PT.	11	1-5/32"	•
<b>E040105</b>	3/8" Drive Metric Impact Socket - 6-PT.	12	1-5/32"	•
<b>E040106</b>	3/8" Drive Metric Impact Socket - 6-PT.	13	1-5/32"	•
<b>E040107</b>	3/8" Drive Metric Impact Socket - 6-PT.	14	1-5/32"	•
<b>E040110</b>	3/8" Drive Metric Impact Socket - 6-PT.	15	1-5/32"	•
<b>E040111</b>	3/8" Drive Metric Impact Socket - 6-PT.	16	1-3/16"	•
<b>E040108</b>	3/8" Drive Metric Impact Socket - 6-PT.	17	1-3/16"	•
<b>E040112</b>	3/8" Drive Metric Impact Socket - 6-PT.	18	1-3/16"	•
<b>E040109</b>	3/8" Drive Metric Impact Socket - 6-PT.	19	1-3/16"	•

PRODUCT #	DESCRIPTION	SIZE	OVERALL LENGTH	SET
<b>E041643</b>	<b>42-PC. 3/8" Drive Combination Impact Socket Set - 6-PT.</b>			
<b>E040401</b>	3/8" Drive Deep Impact Socket - 6-PT.	5/16"	2-31/64"	•
<b>E040402</b>	3/8" Drive Deep Impact Socket - 6-PT.	3/8"	2-31/64"	•
<b>E040403</b>	3/8" Drive Deep Impact Socket - 6-PT.	7/16"	2-31/64"	•
<b>E040404</b>	3/8" Drive Deep Impact Socket - 6-PT.	1/2"	2-31/64"	•
<b>E040405</b>	3/8" Drive Deep Impact Socket - 6-PT.	9/16"	2-31/64"	•
<b>E040406</b>	3/8" Drive Deep Impact Socket - 6-PT.	5/8"	2-31/64"	•
<b>E040407</b>	3/8" Drive Deep Impact Socket - 6-PT.	11/16"	2-31/64"	•
<b>E040408</b>	3/8" Drive Deep Impact Socket - 6-PT.	3/4"	2-31/64"	•
<b>E040301</b>	3/8" Drive Metric Deep Impact Socket - 6-PT.	8	2-31/64"	•
<b>E040302</b>	3/8" Drive Metric Deep Impact Socket - 6-PT.	9	2-31/64"	•
<b>E040303</b>	3/8" Drive Metric Deep Impact Socket - 6-PT.	10	2-31/64"	•
<b>E040304</b>	3/8" Drive Metric Deep Impact Socket - 6-PT.	11	2-31/64"	•
<b>E040305</b>	3/8" Drive Metric Deep Impact Socket - 6-PT.	12	2-31/64"	•
<b>E040306</b>	3/8" Drive Metric Deep Impact Socket - 6-PT.	13	2-31/64"	•
<b>E040307</b>	3/8" Drive Metric Deep Impact Socket - 6-PT.	14	2-31/64"	•
<b>E040308</b>	3/8" Drive Metric Deep Impact Socket - 6-PT.	15	2-31/64"	•
<b>E040309</b>	3/8" Drive Metric Deep Impact Socket - 6-PT.	16	2-31/64"	•
<b>E040310</b>	3/8" Drive Metric Deep Impact Socket - 6-PT.	17	2-31/64"	•
<b>E040311</b>	3/8" Drive Metric Deep Impact Socket - 6-PT.	18	2-31/64"	•
<b>E040312</b>	3/8" Drive Metric Deep Impact Socket - 6-PT.	19	2-31/64"	•
<b>EXTRAY22-3.5</b>	Socket Rail			•




# SOCKET SETS


## EXPERT® SOCKETS



**3/8" COMBINATION STUBBY  
IMPACT SOCKET SET - 6-PT.**



**1/2" COMBINATION STUBBY  
IMPACT SOCKET SETS - 6-PT.**



**E041637  
19-PC. 1/2" DRIVE SAE DEEP  
IMPACT SOCKET SET - 6-PT.**

PRODUCT #	SIZE	OVERALL LENGTH IN. /MM	SET	
E041656	20-PC. 3/8" Drive Combination Stubby Impact Socket Set - 6-PT.			
E041659	12-PC. 3/8" Drive Metric Stubby Impact Socket Set - 6-PT.			
E041658	8-PC. 3/8" Drive SAE Stubby Impact Socket Set - 6-PT.			
E041753	8mm	1-1/8" / 28.58	•	•
E041754	9mm	1-1/8" / 28.58	•	•
E041755	10mm	1-1/8" / 28.58	•	•
E041756	11mm	1-1/8" / 28.58	•	•
E041757	12mm	1-1/8" / 28.58	•	•
E041758	13mm	1-1/8" / 28.58	•	•
E041759	14mm	1-1/8" / 28.58	•	•
E041760	15mm	1-1/8" / 28.58	•	•
E041761	16mm	1-1/8" / 28.58	•	•
E041762	17mm	1-1/8" / 28.58	•	•
E041763	18mm	1-1/8" / 28.58	•	•
E041764	19mm	1-1/8" / 28.58	•	•
E041765	5/16"	1-1/8" / 28.58	•	•
E041766	3/8"	1-1/8" / 28.58	•	•
E041767	7/16"	1-1/8" / 28.58	•	•
E041768	1/2"	1-1/8" / 28.58	•	•
E041769	9/16"	1-1/8" / 28.58	•	•
E041770	5/8"	1-1/8" / 28.58	•	•
E041771	11/16"	1-1/8" / 28.58	•	•
E041772	3/4"	1-1/8" / 28.58	•	•

PRODUCT #	SIZE	OVERALL LENGTH IN.	SET	
E041657	26-PC. 1/2" Drive Combination Stubby Impact Socket Set - 6-PT.			
E041660	11-PC. 1/2" Drive SAE Stubby Impact Socket Set - 6-PT.			
E041661	15-PC. 1/2" Drive Metric Stubby Impact Socket Set - 6-PT.			
E041727	10	1-3/16"	•	•
E041728	11	1-3/16"	•	•
E041729	12	1-3/16"	•	•
E041730	13	1-3/16"	•	•
E041731	14	1-3/16"	•	•
E041732	15	1-3/16"	•	•
E041733	16	1-3/16"	•	•
E041734	17	1-3/16"	•	•
E041735	18	1-3/16"	•	•
E041736	19	1-3/16"	•	•
E041737	20	1-3/16"	•	•
E041738	21	1-3/16"	•	•
E041739	22	1-3/16"	•	•
E041740	23	1-3/16"	•	•
E041741	24	1-3/16"	•	•
E041742	3/8"	1-3/16"	•	•
E041743	7/16"	1-3/16"	•	•
E041744	1/2"	1-3/16"	•	•
E041745	9/16"	1-3/16"	•	•
E041746	5/8"	1-3/16"	•	•
E041747	11/16"	1-3/16"	•	•
E041748	3/4"	1-3/16"	•	•
E041749	13/16"	1-3/16"	•	•
E041750	7/8"	1-3/16"	•	•
E041751	15/16"	1-3/16"	•	•
E041752	1"	1-3/16"	•	•


PRODUCT #	SIZE	OVERALL LENGTH	SET
E041637	19-PC. 1/2" Drive Deep Impact Socket Set - 6-PT.		
E040932	5/16"	3-15/64"	•
E040914	3/8"	3-15/64"	•
E040912	7/16"	3-15/64"	•
E040901	1/2"	3-15/64"	•
E040902	9/16"	3-15/64"	•
E040903	5/8"	3-15/64"	•
E040904	11/16"	3-15/64"	•
E040905	3/4"	3-15/64"	•
E040906	13/16"	3-15/64"	•
E040907	7/8"	3-15/64"	•
E040908	15/16"	3-15/64"	•
E040909	1"	3-15/64"	•
E040910	1-1/16"	3-15/64"	•
E040911	1-1/8"	3-15/64"	•
E040915	1-3/16"	3-15/64"	•
E040913	1-1/4"	3-15/64"	•
E040916	1-5/16"	3-35/64"	•
E040917	1-3/8"	3-35/64"	•
E040918	1-7/16"	3-35/64"	•
E040919	1-1/2"	3-35/64"	•
E040920	1-9/16"	3-35/64"	•
E040921	1-5/8"	3-35/64"	•
E040922	1-11/16"	3-21/32"	•
E040923	1-3/4"	3-21/32"	•
E040924	1-13/16"	3-21/32"	•
E040925	1-7/8"	3-21/32"	•
E040926	1-15/16"	3-21/32"	•
E040927	2"	3-21/32"	•
EXTRAY22X5	Socket Rail		•





**E041636**  
**1/2" DRIVE IMPACT**  
**SOCKET SETS - 6-PT.**

PRODUCT #	SIZE	OVERALL LENGTH	SET
<b>E041636</b>	<b>19-PC. 1/2" Drive Impact Socket Set - 6-PT.</b>		
<b>E040702</b>	3/8"	1-1/2"	•
<b>E040703</b>	7/16"	1-1/2"	•
<b>E040704</b>	1/2"	1-1/2"	•
<b>E040705</b>	9/16"	1-1/2"	•
<b>E040706</b>	5/8"	1-1/2"	•
<b>E040707</b>	11/16"	1-1/2"	•
<b>E040708</b>	3/4"	1-1/2"	•
<b>E040709</b>	13/16"	1-1/2"	•
<b>E040710</b>	7/8"	1-1/2"	•
<b>E040711</b>	15/16"	1-1/2"	•
<b>E040712</b>	1"	1-1/2"	•
<b>E040713</b>	1-1/16"	1-37/64"	•
<b>E040714</b>	1-1/8"	1-37/64"	•
<b>E040729</b>	1-3/16"	1-37/64"	•
<b>E040730</b>	1-1/4"	1-37/64"	•
<b>E040731</b>	1-5/16"	1-11/16"	•
<b>E040732</b>	1-3/8"	1-11/16"	•
<b>E040733</b>	1-7/16"	1-11/16"	•
<b>E040734</b>	1-1/2"	1-11/16"	•



**E041638**  
**26-PC. 1/2" DRIVE METRIC**  
**IMPACT SOCKET SET**

PRODUCT #	SIZE	OVERALL LENGTH	SET
<b>E041638</b>	<b>26-PC. 1/2" Drive Metric Impact Socket Set - 6-PT.</b>		
<b>E113490</b>	10	1-1/2"	•
<b>E113491</b>	11	1-1/2"	•
<b>E113492</b>	12	1-1/2"	•
<b>E113493</b>	13	1-1/2"	•
<b>E113494</b>	14	1-1/2"	•
<b>E113495</b>	15	1-1/2"	•
<b>E113496</b>	16	1-1/2"	•
<b>E113497</b>	17	1-1/2"	•
<b>E113498</b>	18	1-1/2"	•
<b>E113499</b>	19	1-1/2"	•
<b>E040604</b>	20	1-1/2"	•
<b>E113588</b>	21	1-1/2"	•
<b>E113589</b>	22	1-1/2"	•
<b>E040605</b>	23	1-21/32"	•
<b>E113592</b>	24	1-21/32"	•
<b>E040606</b>	25	1-21/32"	•
<b>E040607</b>	26	1-21/32"	•
<b>E113594</b>	27	1-13/16"	•
<b>E113595</b>	28	1-13/16"	•
<b>E040608</b>	29	1-13/16"	•
<b>E113596</b>	30	1-13/16"	•
<b>E040610</b>	33	1-13/16"	•
<b>E040611</b>	34	1-13/16"	•
<b>E040612</b>	35	1-31/32"	•
<b>E040613</b>	36	1-31/32"	•



**E041639**  
**26-PC. 1/2" DRIVE METRIC**  
**DEEP IMPACT SOCKET SET**

PRODUCT #	SIZE	OVERALL LENGTH	SET
<b>E041639</b>	<b>26-PC. 1/2" Metric Deep Impact Socket Set - 6-PT.</b>		
<b>E040803</b>	8	3-15/64"	•
<b>E040807</b>	9	3-15/64"	•
<b>E113598</b>	10	3-15/64"	•
<b>E113599</b>	11	3-15/64"	•
<b>E040802</b>	12	3-15/64"	•
<b>E113600</b>	13	3-15/64"	•
<b>E113605</b>	14	3-15/64"	•
<b>E040801</b>	15	3-15/64"	•
<b>E113606</b>	16	3-15/64"	•
<b>E113607</b>	17	3-15/64"	•
<b>E113608</b>	18	3-15/64"	•
<b>E113609</b>	19	3-15/64"	•
<b>E040804</b>	20	3-15/64"	•
<b>E113610</b>	21	3-15/64"	•
<b>E113611</b>	22	3-15/64"	•
<b>E040811</b>	23	3-15/64"	•
<b>E113612</b>	24	3-15/64"	•
<b>E040808</b>	25	3-15/64"	•
<b>E040809</b>	26	3-15/64"	•
<b>E113613</b>	27	3-15/64"	•
<b>E040805</b>	28	3-15/64"	•
<b>E040810</b>	29	3-15/64"	•
<b>E113614</b>	30	3-15/64"	•
<b>E113615</b>	32	3-15/64"	•
<b>E040806</b>	33	3-35/64"	•
<b>E040812</b>	34	3-35/64"	•
<b>E040813</b>	35	3-35/64"	•
<b>E040814</b>	36	3-35/64"	•

**E041504**  
**IMPACT MAGNETIC**  
**SOCKET ADAPTERS**

PRODUCT #	DRIVE SIZE	OVERALL LENGTH
<b>E041505</b>	1/4" F x 3/8" M	1"
<b>E041506</b>	3/8" F x 1/2" M	1-1/4"
<b>E041507</b>	1/2" F x 3/4" M	1-5/8"



# KNUCKLE SAVER

## KNUCKLE SAVER FEATURES:

- Longer standard length increases leverage
- Wide shank for strength and comfort
- Durable and corrosion-resistant thick Chrome Plating
- Professional grade box end strength
- Unique patented Knuckle Saver design increases contact area over a typical wrench

### DISTINCT ENGINEERING

Each Knuckle Saver Wrench is specifically engineered to grip the fastener better, apply torque to the flat sides, and resist rounding.

## AVAILABLE IN VARIOUS CONFIGURATIONS

### **SCB7PTKS**

**7-PC. SAE COMBINATION WRENCH SET - 12-PT.**

**INCLUDES:**  
3/8" Through 3/4"

### **SMB10KKS**

**10-PC. METRIC COMBINATION WRENCH SET - 12-PT.**

**INCLUDES:**  
10 Through 19mm

### **SCB76PTKS**

**7-PC. SAE COMBINATION WRENCH SET - 6-PT.**

**INCLUDES:**  
3/8" Through 3/4"

### **SCB15K2KS**

**15-PC. SAE COMBINATION WRENCH SET - 12-PT.**

**INCLUDES:**  
1/4" Through 1"

### **SMB14KKS**

**14-PC. METRIC COMBINATION WRENCH SET - 12-PT.**

**INCLUDES:**  
6 Through 19mm

### **SMHB10KS**

**10-PC. METRIC COMBINATION WRENCH SET - 6-PT.**

**INCLUDES:**  
10 Through 19mm

### **SCB182KS**

**18-PC. SAE COMBINATION WRENCH SET - 12-PT.**

**INCLUDES:**  
1/4" Through 1-1/4"

### **SMB19KS**

**19-PC. METRIC COMBINATION WRENCH SET - 12-PT.**

**INCLUDES:**  
6 Through 24mm

### **SMB5KS**

**5-PC. METRIC COMBINATION WRENCH SET - 12-PT.**

**INCLUDES:**  
24, 26, 27, 30, and 32mm





PRODUCT #	SIZE	OVERALL LENGTH IN. / MM	SET	
<b>SCL14PT</b>	<b>14-PC. SAE Combination Wrench Set</b>			
<b>SCL5PT</b>	<b>5-PC. SAE Combination Wrench Set</b>			
<b>SAE 12</b>	<b>CL82440</b>	1/4"	5" / 127	•
	<b>CL92440</b>	9/32"	5-1/2" / 139.7	•
	<b>CL102440</b>	5/16"	6" / 152.4	•
	<b>CL112440</b>	11/32"	6-1/2" / 165.1	•
	<b>CL122440</b>	3/8"	7" / 177.8	•
	<b>CL142440</b>	7/16"	7-1/2" / 190.5	•
	<b>CL162440</b>	1/2"	8-1/4" / 209.6	•
	<b>CL182440</b>	9/16"	8-3/4" / 222.3	•
	<b>CL202440</b>	5/8"	9-3/4" / 247.7	•
	<b>CL222440</b>	11/16"	10-1/4" / 260.4	•
	<b>CL242440</b>	3/4"	11-1/4" / 285.8	•
	<b>CL262440</b>	13/16"	12" / 304.8	•
	<b>CL282440</b>	7/8"	13" / 330.2	•
	<b>CL302440</b>	15/16"	13-1/2" / 342.9	•
	<b>CL322440</b>	1"	14" / 355.6	•
	<b>CL342440</b>	1-1/16"	14-1/2" / 368.3	•
	<b>CL362440</b>	1-1/8"	15-3/4" / 400.1	•
<b>CL382440</b>	1-3/16"	16-1/4" / 412.8	•	
<b>CL402440</b>	1-1/4"	16-1/2" / 419.1	•	

PRODUCT #	SIZE	OVERALL LENGTH IN. / MM	SET	
<b>SCLM14PT</b>	<b>14-PC. Metric Combination Wrench Set</b>			
<b>SCLM5PT</b>	<b>5-PC. Metric Combination Wrench Set</b>			
<b>SCLM5XLPT</b>	<b>5-PC. Metric Combination Wrench Set</b>			
<b>MM 12</b>	<b>M6CL440</b>	6	5" / 127	•
	<b>M7CL440</b>	7	5-1/2" / 139.7	•
	<b>M8CL440</b>	8	6" / 152.4	•
	<b>M9CL440</b>	9	6-1/2" / 165.1	•
	<b>M10CL440</b>	10	7" / 177.8	•
	<b>M11CL440</b>	11	7-1/2" / 190.5	•
	<b>M12CL440</b>	12	7-3/4" / 196.9	•
	<b>M13CL440</b>	13	8-1/4" / 209.6	•
	<b>M14CL440</b>	14	8-3/4" / 222.3	•
	<b>M15CL440</b>	15	9-1/4" / 241.3	•
	<b>M16CL440</b>	16	9-3/4" / 247.7	•
	<b>M17CL440</b>	17	10-1/4" / 260.4	•
	<b>M18CL440</b>	18	10-3/4" / 273.1	•
	<b>M19CL440</b>	19	11-1/4" / 285.8	•
	<b>M20CL440</b>	20	11-1/2" / 292.1	•
	<b>M21CL440</b>	21	12-1/4" / 311.2	•
	<b>M22CL440</b>	22	12-3/4" / 323.8	•
<b>M23CL440</b>	23	13-1/4" / 336.6	•	
<b>M24CL440</b>	24	13-3/4" / 349.3	•	
<b>M26CL440</b>	26	14" / 355.6	•	
<b>M27CL440</b>	27	14-3/4" / 374.7	•	
<b>M27CL440</b>	28	15-3/4" / 400.1	•	
<b>M30CL440</b>	30	16-1/2" / 419.1	•	
<b>M32CL440</b>	32	17" / 431.8	•	



PRODUCT #	SIZE	OVERALL LENGTH IN. / MM	SET	
<b>SFB56PTR</b>	<b>5-PC. SAE Double End Flare Nut Wrench Set - 6-PT.</b>			
<b>SAE 6</b>	<b>FB8106R</b>	1/4" x 5/16"	5-1/2" / 139.7	•
	<b>FB12146R</b>	3/8" x 7/16"	6-1/4" / 158.8	•
	<b>FB16186R</b>	1/2" x 9/16"	7-1/4" / 184.2	•
	<b>FB20226R</b>	5/8" x 11/16"	8" / 203.2	•
	<b>FB24266R</b>	3/4" x 13/16"	8-3/4" / 222.3	•

PRODUCT #	SIZE	OVERALL LENGTH IN. / MM	SET	
<b>SFBM66PTR</b>	<b>6-PC. Metric Double-End Flare Nut Wrench Set</b>			
<b>MM 6</b>	<b>FB6911MMR</b>	9 x 11	6-1/4" / 158.8	•
	<b>FB61012MMR</b>	10 x 12	6-1/2" / 165.1	•
	<b>FB61314MMR</b>	13 x 14	7-1/4" / 184.2	•
	<b>FB61517MMR</b>	15 x 17	7-3/4" / 196.9	•
	<b>FB61618MMR</b>	16 x 18	8" / 203.2	•
	<b>FB61921MMR</b>	19 x 21	8-3/4" / 222.3	•

# WRENCHES

## RATCHETING WRENCH SETS

### SRWS210PTA 10-PC. SAE SHORT REVERSIBLE RATCHETING WRENCH SET - 12-PT.

PRODUCT #	SIZE	OVERALL LENGTH IN. / MM	SET	
<b>SRWS210PTA 10-PC. SAE Short Reversible Ratcheting Wrench Set</b>				
<b>SAE 12</b>	RWS214PTA	1/4"	3-5/32" / 80	•
	RWS2516PTA	5/16"	3-35/64" / 90	•
	RWS21132PTA	11/32"	3-21/32" / 93	•
	RWS238PTA	3/8"	3-47/64" / 95	•
	RWS2716PTA	7/16"	4-1/16" / 103	•
	RWS212PTA	1/2"	4-1/4" / 108	•
	RWS2916PTA	9/16"	4-17/32" / 115	•
	RWS258PTA	5/8"	4-27/32" / 123	•
	RWS21116PTA	11/16"	5" / 127	•
	RWS234PTA	3/4"	5-1/2" / 139	•



### SRWMS214PTA 14-PC. METRIC SHORT REVERSIBLE RATCHETING WRENCH SET - 12-PT.

PRODUCT #	SIZE	OVERALL LENGTH IN. / MM	SET	
<b>SRWMS214PTA 14-PC. Metric Short Reversible Ratcheting Wrench Set</b>				
<b>MM 12</b>	RWS26MMPTA	6	3-1/3" / 86	•
	RWS27MMPTA	7	3-1/2" / 88	•
	RWS28MMPTA	8	3-35/64" / 90	•
	RWS29MMPTA	9	3-21/32" / 93	•
	RWS210MMPTA	10	3-47/64" / 95	•
	RWS211MMPTA	11	4-1/16" / 103	•
	RWS212MMPTA	12	4-11/64" / 106	•
	RWS213MMPTA	13	4-1/4" / 108	•
	RWS214MMPTA	14	4-17/32" / 115	•
	RWS215MMPTA	15	4-11/16" / 119	•
	RWS216MMPTA	16	4-27/32" / 123	•
	RWS217MMPTA	17	5" / 127	•
	RWS218MMPTA	18	5-5/32" / 131	•
	RWS219MMPTA	19	5-15/32" / 139	•

### SRW0212PTB 12-PC. SAE REVERSIBLE RATCHETING WRENCH SET - 12-PT.

PRODUCT #	SIZE	OVERALL LENGTH IN. / MM	SET	
<b>SRW0212PTB 12-PC. SAE Reversible Ratcheting Wrench Set</b>				
<b>SAE 12</b>	RW02116PTA	1/4"	5-1/4" / 134	•
	RW021132PTA	5/16"	5-1/2" / 139.7	•
	RW0212PTA	11/32"	5-7/8" / 150	•
	RW0214PTA	3/8"	6-7/32" / 158	•
	RW021516PTA	7/16"	6-1/2" / 165	•
	RW0234PTA	1/2"	7" / 177.8	•
	RW0238PTA	9/16"	7-1/2" / 190.5	•
	RW02516PTA	5/8"	8-3/16" / 208	•
	RW0258PTA	11/16"	8-7/8" / 225	•
	RW02716PTA	3/4"	9-3/4" / 247	•
	RW0278PTA	7/8"	11-5/16" / 280	•
	RW02916PTA	15/16"	12-1/2" / 305	•

### SRW0212PTB 12-PC. METRIC REVERSIBLE RATCHETING WRENCH SET - 12-PT.

PRODUCT #	SIZE	OVERALL LENGTH IN. / MM	SET	
<b>SRW0212PTB 12-PC. Metric Reversible Ratcheting Wrench Set</b>				
<b>SRW026PTB 6-PC. Large Metric Reversible Ratcheting Wrench Set</b>				
<b>MM 12</b>	RW027MMPTA	7	5-1/2" / 139.7	•
	RW028MMPTA	8	5-7/8" / 150	•
	RW0210MMPTA	10	6-7/32" / 158	•
	RW0211MMPTA	11	6-1/2" / 165	•
	RW0212MMPTA	12	6-3/4" / 171	•
	RW0213MMPTA	13	7" / 177.8	•
	RW0214MMPTA	14	7-1/2" / 190.5	•
	RW0215MMPTA	15	7-13/16" / 199	•
	RW0216MMPTA	16	8-3/16" / 208	•
	RW0217MMPTA	17	8-7/8" / 225	•
	RW0218MMPTA	18	9-5/16" / 236	•
	RW0219MMPTA	19	9-3/4" / 247	•
	RW0221MMPTA	21	11-1/3" / 288	•
	RW0222MMPTA	22	11-1/3" / 288	•
	RW0224MMPTA	24	12-2/3" / 321	•
	RW0227MMPTA	27	14" / 357	•
RW0230MMPTA	30	15-7/9" / 401	•	
RW0232MMPTA	32	16-2/3" / 424	•	



**SRWF28PTB**  
8-PC. SAE FLEX  
RATCHET WRENCH SET

PRODUCT #	SIZE	OVERALL LENGTH IN. / MM	SET	
<b>SRWF28PTB</b>	8-PC. SAE Flex Ratchet Wrench Set			
<b>SAE 12</b>	<b>RWF2516PTB</b>	5/16"	5" / 127	•
	<b>RWF238PTB</b>	3/8"	5-23/64" / 136	•
	<b>RWF2716PTB</b>	7/16"	5-35/64" / 141	•
	<b>RWF212PTB</b>	1/2"	6-1/8" / 155.5	•
	<b>RWF2916PTB</b>	9/16"	6-23/64" / 161.7	•
	<b>RWF258PTB</b>	5/8"	7-3/64" / 179	•
	<b>RWF21116PTB</b>	11/16"	7-31/64" / 190	•
	<b>RWF234PTB</b>	3/4"	8-15/32" / 215	•



**SRWLF28PTA**  
8-PC. SAE LOCKING  
FLEX RATCHET WRENCH SET

PRODUCT #	SIZE	OVERALL LENGTH IN. / MM	SET	
<b>SRWLF28PTA</b>	8-PC. SAE Locking Flexible-Head Ratcheting Wrench Set			
<b>SAE 12</b>	<b>RWLF210PTA</b>	5/16"	5" / 127	•
	<b>RWLF212PTA</b>	3/8"	5-23/64" / 136	•
	<b>RWLF214PTA</b>	7/16"	5-35/64" / 141	•
	<b>RWLF216PTA</b>	1/2"	6-1/8" / 155.5	•
	<b>RWLF218PTA</b>	9/16"	6-23/64" / 161.7	•
	<b>RWLF220PTA</b>	5/8"	7-3/64" / 179	•
	<b>RWLF222PTA</b>	11/16"	7-31/64" / 190	•
	<b>RWLF224PTA</b>	3/4"	8-15/32" / 215	•

**SRWMF212PTB**  
12-PC. METRIC FLEX  
RATCHET WRENCH SET

PRODUCT #	SIZE	OVERALL LENGTH IN. / MM	SET	
<b>SRWMF212PTB</b>	12-PC. Metric Flex Ratchet Wrench Set			
<b>MM 12</b>	<b>RWF8MMPTB</b>	8	5" / 127	•
	<b>RWF9MMPTB</b>	9	5-11/64" / 131.5	•
	<b>RWF10MMPTB</b>	10	5-23/64" / 136	•
	<b>RWF11MMPTB</b>	11	5-35/64" / 141	•
	<b>RWF12MMPTB</b>	12	5-13/16" / 147.5	•
	<b>RWF13MMPTB</b>	13	6-1/8" / 155.5	•
	<b>RWF14MMPTB</b>	14	6-23/64" / 161.7	•
	<b>RWF15MMPTB</b>	15	6-23/32" / 170.8	•
	<b>RWF16MMPTB</b>	16	7-3/64" / 179	•
	<b>RWF17MMPTB</b>	17	7-31/64" / 190	•
	<b>RWF18MMPTB</b>	18	7-63/64" / 203	•
	<b>RWF19MMPTB</b>	19	8-15/32" / 215	•

**SRWMLF212PTA**  
12-PC. METRIC LOCKING  
FLEX RATCHET WRENCH SET

PRODUCT #	SIZE	OVERALL LENGTH IN. / MM	SET	
<b>SRWMLF212PTA</b>	12-PC. Metric Locking Flex Ratchet Wrench Set			
<b>MM 12</b>	<b>RWLF7MMPTA</b>	8	5" / 127	•
	<b>RWLF8MMPTA</b>	9	5-11/64" / 131.5	•
	<b>RWLF10MMPTA</b>	10	5-23/64" / 136	•
	<b>RWLF11MMPTA</b>	11	5-35/64" / 141	•
	<b>RWLF12MMPTA</b>	12	5-13/16" / 47.5	•
	<b>RWLF13MMPTA</b>	13	6-1/8" / 155.5	•
	<b>RWLF14MMPTA</b>	14	6-23/64" / 161.7	•
	<b>RWLF15MMPTA</b>	15	6-23/32" / 170.8	•
	<b>RWLF16MMPTA</b>	16	7-3/64" / 179	•
	<b>RWLF17MMPTA</b>	17	7-31/64" / 190	•
	<b>RWLF18MMPTA</b>	18	7-63/64" / 203	•
	<b>RWLF19MMPTA</b>	19	8-15/32" / 215	•



# HAND TOOLS

## RATCHETING WRENCH SETS



**E111119**  
**8-PC. SAE EXTRA LONG**  
**RATCHETING WRENCH SET - 12-PT.**

PRODUCT #	SIZE A IN.	OVERALL LENGTH IN.	SET
<b>E111119</b>	<b>8-PC. SAE Extra Long Ratcheting Wrench Set - 12-PT.</b>		
<b>E110983</b>	5/16"	8-3/8"	•
<b>E110984</b>	3/8"	9-1/2"	•
<b>E110985</b>	7/16"	9-29/32"	•
<b>E110986</b>	1/2"	11-5/16"	•
<b>E110987</b>	9/16"	12"	•
<b>E110988</b>	5/8"	13-23/32"	•
<b>E110989</b>	11/16"	14-11/16"	•
<b>E110990</b>	3/4"	15-19/32"	•

**E111120**  
**12-PC. METRIC EXTRA LONG**  
**RATCHETING WRENCH SET - 12-PT.**

PRODUCT #	SIZE A MM	OVERALL LENGTH IN.	SET
<b>E111120</b>	<b>12-PC. Metric Extra Long Ratcheting Wrench Set - 12-PT.</b>		
<b>E110970</b>	8	8-11/16"	•
<b>E110971</b>	9	8-7/8"	•
<b>E110972</b>	10	9-1/2"	•
<b>E110973</b>	11	9-7/8"	•
<b>E110974</b>	12	10-1/2"	•
<b>E110975</b>	13	11-1/4"	•
<b>E110976</b>	14	12"	•
<b>E110977</b>	15	12-11/16"	•
<b>E110978</b>	16	13-11/16"	•
<b>E110979</b>	17	14-11/16"	•
<b>E110980</b>	18	15-1/8"	•
<b>E110981</b>	19	15-1/2"	•



**E111111**  
**SAE REVERSIBLE RATCHETING**  
**COMBINATION WRENCH SETS**

PRODUCT #	SIZE IN.	OVERALL LENGTH IN.	SET
<b>E111111</b>	<b>15-PC. SAE Reversible Combination Ratcheting Wrench Set - 12-PT.</b>		
<b>E111017</b>	9/32"	4-7/8"	•
<b>E111018</b>	11/32"	5-19/32"	•
<b>E111002</b>	3/8"	6-7/32"	•
<b>E111003</b>	7/16"	6-37/64"	•
<b>E111004</b>	1/2"	7-3/64"	•
<b>E111005</b>	9/16"	7-7/16"	•
<b>E111006</b>	5/8"	8-15/32"	•
<b>E111007</b>	11/16"	9-9/64"	•
<b>E111008</b>	3/4"	9-23/32"	•
<b>E111009</b>	7/8"	11-7/32"	•
<b>E111010</b>	15/16"	12-51/64"	•
<b>E111011</b>	1"	12-51/64"	•
<b>E111012</b>	1-1/16"	14-9/64"	•
<b>E111013</b>	1-1/8"	16-47/64"	•
<b>E111014</b>	1-1/4"	16-47/64"	•

**E111106-US**  
**METRIC REVERSIBLE RATCHETING**  
**COMBINATION WRENCH SET - 12-PT.**

PRODUCT #	SIZE MM	OVERALL LENGTH IN.	SET	PRODUCT #	SIZE MM	OVERALL LENGTH IN.
<b>E111106-US</b>	<b>12-PC. Metric Reversible Ratcheting Combination Wrench Set - 12-PT.</b>			<b>E1117377</b>	6	4-7/8"
<b>E1113301</b>	8	5-5/16"	•	<b>E1117378</b>	7	4-7/8"
<b>E1113302</b>	9	5-19/32"	•	<b>E1110952</b>	20	11-7/32"
<b>E1113303</b>	10	6-7/32"	•	<b>E1117370</b>	21	11-7/32"
<b>E1113300</b>	11	6-37/64"	•	<b>E1117371</b>	22	11-7/32"
<b>E1113304</b>	12	6-13/16"	•	<b>E1110960</b>	23	12-51/64"
<b>E1113305</b>	13	7-3/64"	•	<b>E1117372</b>	24	12-51/64"
<b>E1113306</b>	14	7-7/16"	•	<b>E1117373</b>	27	14-9/64"
<b>E1113307</b>	15	7-53/64"	•	<b>E1117374</b>	30	16-47/64"
<b>E1113308</b>	16	8-15/32"	•	<b>E1113460</b>	32	16-47/64"
<b>E1113309</b>	17	9-9/64"	•			
<b>E1113310</b>	18	9-3/8"	•			
<b>E1113311</b>	19	9-23/32"	•			

# TORQUE WRENCHES

## ELECTRONIC TORQUE WRENCHES

**30-600** FT-LBS.  
TORQUE RANGE  
**TWXA600FD**

### ELECTRONIC TORQUE WRENCH FEATURES:

- Accuracy +/-2% CW, +/-3% CCW
- 50 data point memory for recall and joint torque angle auditing
- Nine presets store commonly used values for quick reference
- LED readouts for easy viewing of results and audible beep when the desired level is reached
- Five selectable units: Nm, Ft.-lbs., In.-lbs., kg-cm, degree



### ELECTRONIC TORQUE WRENCHES WITH ANGLE

- Five selectable units (Nm, ft.-lbs., in.-lbs., kg/cm, degree)

PRODUCT #	DRIVE SIZE	TORQUE RANGE (FT.-LBS.)
<b>TWMA265ID</b>	1/4" Drive	15-265 in.-lbs.
<b>TWXA100FD</b>	3/8" Drive	5-100 ft.-lbs.
<b>TWVA250FD</b>	1/2" Drive	15-250 ft.-lbs.
<b>TWZA600FD</b>	3/4" Drive	30-600 ft.-lbs.

### ELECTRONIC TORQUE WRENCHES

- Four selectable units (Nm, ft.-lbs., in.-lbs., kg/cm)

PRODUCT #	DRIVE SIZE	TORQUE RANGE (FT.-LBS.)
<b>TWMA265IDA</b>	1/4" Drive	15-265 in.-lbs.
<b>TWXA100FDA</b>	3/8" Drive	5-100 ft.-lbs.
<b>TWVA250FDA</b>	1/2" Drive	15-250 ft.-lbs.



# ADJUSTABLE TORQUE WRENCHES



TWV150FC

## MICROMETER ADJUSTABLE TORQUE WRENCHES


- Calibrated to +/-4% in clockwise direction and +/-6% in counterclockwise direction
- Positive locking mechanism - dial and lock in the desired torque
- Non-slip knurled handle
- Reversible ratchet head

PRODUCT #	DRIVE SIZE	TORQUE RANGE FT-LBS. / NM	OVERALL LENGTH IN. / MM	INCREMENTS FT-LBS. / NM
TWX1000FC	3/8"	16 -80 / 22.6-113.0	15-1/2" / 393.7	0.42 / 0.56
TWX80FC	3/8"	10 -80 / 20.3-115.2	14-7/8" / 377.8	0.5 / 0.68
TWX100FC	3/8"	20-100 / 33.9-142.3	16-1/2" / 419.1	0.5 / 0.68
TWV150FC	1/2"	30-150 / 47.4-210.1	20-1/2" / 520.7	1 / 1.36
TWV250FC	1/2"	50-250 / 74.5-345.7	26-1/4" / 666.8	1 / 1.36
TWZ600	3/4"	120-600 / 162.8-814.0	41-1/2" / 1054.1	2 / 2.71



# PLIERS

## CARBON STEEL TECHNOLOGY



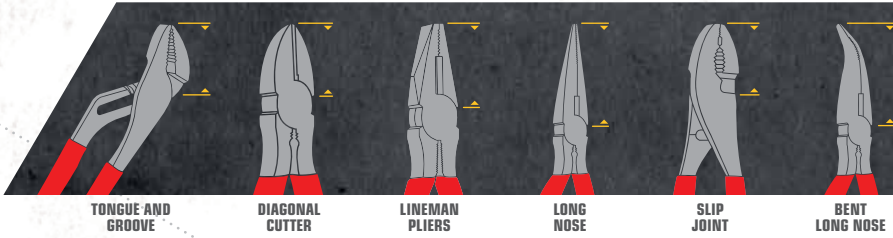
### CARBON STEEL TECHNOLOGY:

- **PIPE JAW DESIGN** Provides wide range of gripping applications
- **VARNISH FINISH** Heat treated varnish finish to protect the exposed metal
- **OFFSET PIVOT** Reduces force required to cut and maximizes gripping power
- **GRANITE GRIPS™** Space saving Granite Grips™ textured feel for superior grip
- **61/63 HRC CUTTING EDGES** Able to cut all types of wire from soft through piano wire (Fe 200 kg/mm<sup>2</sup>)
- **INDUSTRIAL STANDARDS** ASME / NF ISO / ISO / DIN ISO

PRODUCT #	DESCRIPTION	OVERALL LENGTH IN. / MM	JAW LENGTH IN. / MM	CUTTING ABILITY/ CAPACITY	SET		
<b>FPS5</b>	<b>5-PC. C.S.T. Pliers Set</b>						
<b>FPS5S</b>	<b>5-PC. C.S.T. Small Pliers Set</b>						
<b>FPSLN4</b>	<b>4-PC. C.S.T. Long Nose Pliers Set</b>						
<b>FPSD2</b>	<b>2-PC. C.S.T. Diagonal Cutting Pliers Set</b>						
<b>F170A10</b>	C.S.T. Box Joint Pliers	10" / 254	1-1/4" / 32	-			•
<b>F170A7</b>	C.S.T. Box Joint Pliers	7" / 178	1-1/8" / 29	-			•
<b>F18568</b>	C.S.T. Long-Nose Pliers with Cutter	7-3/4" / 197	2-7/8" / 73	Yes		•	•
<b>F18767</b>	C.S.T. Linesman's Pliers	6-7/8" / 175	1-3/8" / 35	Yes			•
<b>F18768</b>	C.S.T. Linesman's Pliers	7-7/8" / 200	1-5/8" / 41	Yes			•
<b>F19266</b>	C.S.T. Diagonal Cutting Pliers	6-1/8" / 156	11/16" / 17	Yes	•		•
<b>F19267</b>	C.S.T. Diagonal Cutting Pliers	7" / 178	13/16" / 21	Yes	•		•
<b>F19366</b>	C.S.T. Long-Nose Pliers with Cutter	6-3/8" / 162	1-15/16" / 49	Yes		•	•
<b>F19566</b>	C.S.T. Bent Long-Nose Pliers with Cutter	6-3/16" / 157	1-3/4" / 44	Yes		•	•
<b>F19568</b>	C.S.T. Bent Long-Nose Pliers with Cutter	7-1/2" / 190	2-3/4" / 70	Yes		•	•



# COMBINATION SETS



## JAW LENGTH

The distance from the tip of the tool to the pivot point



### PS56A 5-PC. 6" PLIERS WITH 8" TONGUE AND GROOVE

- Made of high-alloy carbon steel
- Drop-forged and heat-treated for strength and durability
- Steel surface polished and polymer-coated for corrosion resistance
- Plastisol-dipped handles for comfort grip

### PS58A 5-PC. 8" PLIERS WITH 12" TONGUE AND GROOVE

PRODUCT #	DESCRIPTION	OVERALL LENGTH IN. / MM	JAW LENGTH IN. / MM	MAX JAW CAPACITY IN. / MM	ADJUSTMENT POSITIONS	CUTTING ABILITY/ CAPACITY	SET
<b>PS56A(R,G,O)</b>	<b>5-PC. 6" Pliers with 8" Tongue and Groove</b>						
<b>P6SGA(R,G,O)</b>	Slip-Joint Pliers	6-3/4" / 171.45	1-1/2" / 38.10	2-1/2" / 63.50	2	Yes	•
<b>P8TGA(R,G,O)</b>	Tongue and Groove Pliers	8-1/16" / 204.79	1-1/8" / 28.58	1" / 25.40	4	-	•
<b>P6DCA(R,G,O)</b>	Diagonal Cutter	6-1/4" / 158.75	2" / 50.80	1-5/8" / 41.28	-	Yes	•
<b>P6LNCA(R,G,O)</b>	Long Nose Pliers with Cutter	6-1/16" / 153.99	2" / 50.80	1-3/8" / 34.93	-	Yes	•
<b>P6LBNCA(R,G,O)</b>	Bent Nose Long Nose Pliers with Cutter	6-1/4" / 158.75	3/4" / 19.05	3/8" / 9.53	-	Yes	•
<b>PS58A(R,G,O)</b>	<b>5-PC. 8" Pliers with 12" Tongue and Groove</b>						
<b>P12TGA(R,G,O)</b>	Tongue and Groove Pliers	12" / 304.80	1-1/2" / 38.10	2" / 50.80	6	-	•
<b>P8LMA(R,G,O)</b>	Linesman Pliers	8" / 203.20	5/16" / 7.94	1-1/2" / 38.10	-	Yes	•
<b>P8LNA(R,G,O)</b>	Long Nose Pliers	8" / 203.20	5/32" / 3.99	2-1/4" / 57.15	-	Yes	•
<b>P8SGA(R,G,O)</b>	Slip-Joint Pliers	8-1/4" / 209.55	3/8" / 9.53	3-1/2" / 88.90	2	Yes	•
<b>P75C0CA(R,G,O)</b>	Bent Nose Cutter	7-3/4" / 196.85	1" / 25.40	1-1/2" / 28.58	-	Yes	•



# PLIERS

## SLIP-JOINT, TIN SNIPS AND WRENCHES



### PS4SJ 4-PC. SLIP-JOINT PLIERS SET

- Parallel jaw opening for bigger jobs
- Designed with undercut channels and reinforced ribs for gripping power
- Undercut tongue and groove design won't slip
- Right-angle, laser heat-treated teeth grip better and last longer
- Reinforcing edge minimizes stress breakage
- High-carbon C1080 steel for superior performance on the job and specially coated for ultimate rust prevention

PRODUCT #	DESCRIPTION	OVERALL LENGTH IN. / MM	JAW LENGTH IN. / MM	MAX JAW CAPACITY IN. / MM	ADJUSTMENT POSITIONS	SET
<b>PS4SJ</b>	<b>4-PC. Slip-Joint Pliers Set</b>					
<b>M424G</b>	Mighty Midget Pliers	4-1/2" / 114.3	1/3" / 8	1/2" / 12.7	3	•
<b>M426G</b>	Slip-Joint Tongue and Groove Pliers	6-1/2" / 165.1	13/16" / 21	7/8" / 22.2	5	•
<b>M420G</b>	Multi-Purpose Pliers	9-1/2" / 241.3	1-1/8" / 28	1-1/2" / 38.1	5	•
<b>M430G</b>	Big Champ Pliers	10" / 254	1-3/8" / 35	2" / 50.8	7	•
<b>M440G</b>	Big Champ Pliers	12" / 304.8	1-1/2" / 38	2-1/4" / 57.2	7	•
<b>M460G</b>	Big Champ Pliers	16" / 406.4	2-9/16" / 65	4-1/2" / 114.3	8	•



### TIN SNIPS

- Cuts up to 18-gauge cold rolled sheet steel
- Serrated blades
- Plastic-grip handles

PRODUCT #	CUTTING DIRECTION	CUTTING EDGE LENGTH IN. / MM
<b>TS1</b>	Right (Green)	1-3/8" / 34.9
<b>TS2</b>	Left (Red)	1-3/8" / 34.9
<b>TS3</b>	Straight (Yellow)	1-1/2" / 38.1



### PIPE WRENCHES

- Full-floating hook jaw
- Instant grip, easy release
- Spring suspension eliminates jamming

PRODUCT #	CAPACITY	OVERALL LENGTH IN. / MM
<b>PWR12</b>	2"	12" / 304.8
<b>PWR18</b>	2-1/2"	18" / 457.2
<b>PWR24</b>	3"	24" / 609.6



### AWP3SETA 3-PC. PRECISION ADJUSTABLE WRENCH SET

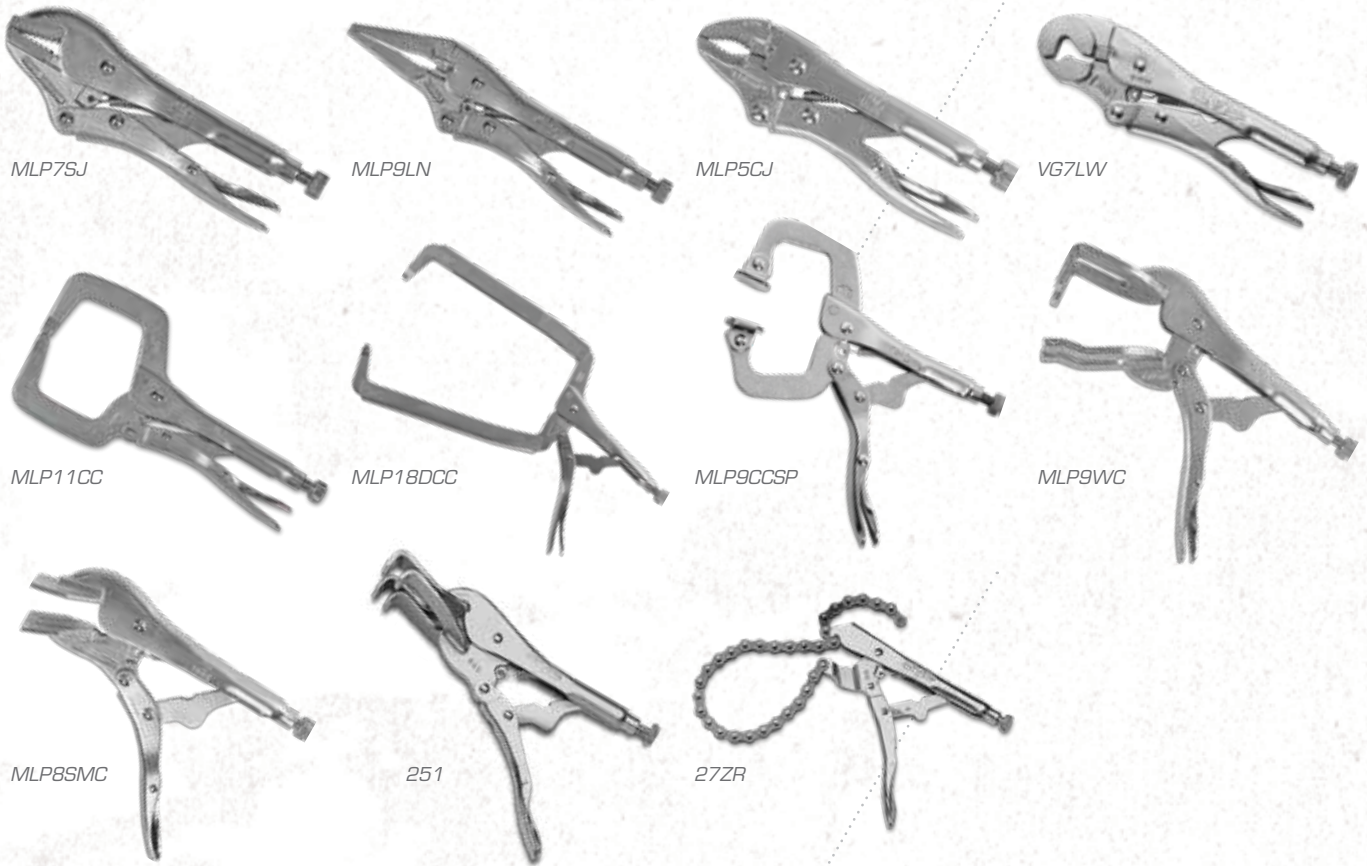
- Perfectly matched knurl and teeth for smooth operation and fit
- Small angle 15° head

PRODUCT #	CAPACITY	OVERALL LENGTH IN. / MM	SET
<b>AWP3SETA</b>	<b>3-PC. Precision Adjustable Wrench Set</b>		
<b>AWP6BA</b>	3/4"	6" / 152.4	•
<b>AWP8BA</b>	15/16"	8" / 203.2	•
<b>AWP10BA</b>	1-1/8"	10" / 254	•
<b>AJ12B</b>	1-5/16"	12" / 304.8	
<b>AJ15B</b>	1-11/16"	15" / 381	
<b>AJ18B</b>	2-1/16"	18" / 457.2	
<b>AJ24B</b>	2-7/16"	24" / 609.6	



# PLIERS

## LOCKING



PRODUCT #	DESCRIPTION	OVERALL LENGTH IN. / MM	JAW LENGTH IN. / MM	CUTTING CAPABILITY/ CAPACITY	THROAT DEPTH IN. / MM	THROAT HEIGHT IN. / MM
<b>MLP7SJ</b>	Straight Jaw	7" / 177.8	1-1/8" / 28.5			
<b>MLP10SJ</b>	Straight Jaw	10" / 254	1-3/8" / 34.0			
<b>MLP5CJ</b>	Curved Jaw with Wire Cutter	5" / 127.0	7/8" / 21.9	Yes		
<b>MLP7CJ</b>	Curved Jaw with Wire Cutter	7" / 177.8	1-3/32" / 28.0	Yes		
<b>MLP10CJ</b>	Curved Jaw with Wire Cutter	10" / 254.0	1-3/8" / 34.0	Yes		
<b>MLP6LN</b>	Long Nose Locking Pliers	6" / 152.4	1-3/4" / 44.5	Yes		
<b>MLP9LN</b>	Long Nose Locking Pliers	9" / 228.6	2-7/32" / 57.0	Yes		
<b>MLP4CCSP</b>	Locking C-Clamps	4" / 101.6			1" / 25.4	1-7/8" / 47.6
<b>MLP6CC</b>	Locking C-Clamps	6" / 152.4			1-3/8" / 34.9	2" / 50.8
<b>MLP11CC</b>	Locking C-Clamps	11" / 279.4			2-1/2" / 63.5	3-3/4" / 95.3
<b>MLP11CCSP</b>	Locking C-Clamps with Swivel Pad	11" / 279.4			2-1/2" / 63.5	3-3/4" / 95.3
<b>MLP8SMC</b>	Sheet Metal Tool	8" / 203.2	1-11/16" / 43.0			
<b>251</b>	Vise-Grip® Locking Panel Clamp	9" / 228.6	2-1/2" / 65.0			
<b>VS67LW</b>	Vise-Grip® Locking Wrench	7" / 177.8	1-3/16" / 30.5	Yes		
<b>27ZR</b>	Vise-Grip® Chain Clamp	9" / 225.0				
<b>MLP9CCSP</b>	Long Reach C-Clamps with Swivel Pad	9" / 228.6			4-3/4" / 121.0	3-1/2" / 88.0
<b>MLP9WC</b>	Welding Clamp	9" / 228.6	2-3/4" / 70.0			
<b>MLP18DCC</b>	Locking C-Clamps	18" / 457.2			9-1/2" / 241.3	4" / 101.6
<b>VS6211ZR</b>	Vise-Grip® Deep Throat Locking C-Clamp	18" / 455.0			9-29/32" / 251	7-3/4" / 199



MLP6SET



MLP3SETCMP



MLP3SET

PRODUCT #	DESCRIPTION	OVERALL LENGTH IN. / MM	CUTTING ABILITY/ CAPACITY	SET	
<b>MLP6SET</b>	<b>6-PC. Compact Locking Pliers Set</b>				
<b>MLP3SET</b>	<b>3-PC. Curve/Long Locking Pliers Set</b>				
<b>MLP3SETCMP</b>	<b>3-PC. Curve/Long/C-Clamp Locking Pliers Set</b>				
<b>MLP4CCSP</b>	C-Clamp with Swivel Pads	4" / 101.6		•	
<b>MLP4LN</b>	Locking Pliers Long Nose with Cutter	4" / 101.6	Yes	•	
<b>MLP5CJ</b>	Locking Pliers Curved Jaw with Cutter	5" / 127.0	Yes	•	•
<b>MLP6LN</b>	Locking Pliers Long Nose with Cutter	6" / 152.4	Yes		• •
<b>MLP7CJ</b>	Locking Pliers Curved Jaw with Cutter	7" / 177.8	Yes		• •
<b>MLP9LN</b>	Locking Pliers Curved Jaw with Cutter	9" / 228.6	Yes		•
<b>MLP10SJ</b>	Locking Pliers Straight Jaw	10" / 254.0			•
<b>MLP10CJ</b>	Locking Pliers Curved Jaw with Cutter	10" / 254.0	Yes	•	•

# PLIERS

## ELECTRIAL AND WIRING



### **PK100** INTERNAL/EXTERNAL TIP SNAP RING PLIERS SET

- Covers ring range: External 1/4"-2", Internal 3/8"-2"

#### **INCLUDES:**

- (1) Internal Pliers
- (1) External Pliers
- (16) Interchangeable Tips



### **WSC7** WIRE STRIPPER/ CRIMPER/CUTTER

- Wire cutter and crimper positioned in front for reaching into tight spaces
- Second cutter on inner handle
- Serrated gripping-nose for bending, pulling, and shaping of wire
- Cast with SCM440 steel providing increased hardness, longer wear, and better corrosion resistance
- Removes insulation on wire 12, 14, 18, and 20 gauge



### **TCT101A** IGNITION CRIMPER

- Terminals:
  - 7 and 8mm Ignition terminals
  - High tower Right-angle ignition terminals
  - "W" or "F" crimp distributor terminals
  - Right-angle spark plug terminals
- Extra-broad blade
- Insulated support nest for crimping barbed ignition terminals
- Cushion-grip handles




### **TCT56EC** ERGONOMIC SUPER STRIPPER

- Pliers nose
- Stripping stations for both solid and stranded wire
- Longer, ergonomic design handles for greater leverage and comfort
- Holes in jaws for looping wires



### **WSC200B** AUTOMATIC WIRE CRIMPER/STRIPPER

- Self-adjusting automatic wire stripper
- Wire cutter
- Crimps insulated terminals
- Auto ignition terminal crimper



### **TCT52A** PRO CUTTER/ CRIMPER/STRIPPER

- Up-front cutter
- Crimping stations for insulated and non-insulated terminals
- Air-pocket cushion grips
- Screw sizing stations (4-40, 6-32, 8-32, 10-24, 10-32)







**EXTERNAL SHAFT**  
1/4" - 3-1/2"  
6.5mm - 89mm

**INTERNAL HOUSING**  
3/8" - 3"  
10mm - 76mm

One-Second Conversion From  
**INTERNAL TO EXTERNAL**

**PK4Q**

**4-PC. SNAP RING PLIERS SET**

- Unique "quarter-turn" function allows pliers to convert from internal to external mode quickly and easily
- Internal (Housing) Range: 3/8" - 3" (10mm - 76mm)
- External (Shaft) Range: 1/4" - 3-1/2" (6.5mm - 89mm)

**PK490Q**

**4-PC. SNAP RING PLIERS SET**

- Unique "quarter-turn" function allows pliers to convert from internal to external mode quickly and easily
- Internal (Housing) Range: 3/8" - 3" (10mm - 76mm)
- External (Shaft) Range: 1/4" - 3-1/2" (6.5mm - 89mm)

PRODUCT #	OVERALL LENGTH IN. / MM	TIP DIAMETER	
<b>PK4Q</b>	<b>4-PC. Snap Ring Pliers Set</b>		
<b>TPQ12</b>	6" / 152.4	0.038"	•
<b>TPQ32</b>	6" / 152.4	0.047"	•
<b>TPQ34</b>	7-3/4" / 196.9	0.070"	•
<b>TPQ56</b>	9-1/2" / 241.3	0.090"	•

PRODUCT #	OVERALL LENGTH IN. / MM	TIP DIAMETER	
<b>PK490Q</b>	<b>4-PC. 90° Snap Ring Pliers Plus Set</b>		
<b>TPQ12A</b>	5-3/4" / 146.1	0.038"	•
<b>TPQ32A</b>	5-3/4" / 146.1	0.047"	•
<b>TPQ34A</b>	7-1/2" / 190.5	0.070"	•
<b>TPQ56A</b>	9" / 228.6	0.090"	•



**TCT1028B**

**OPEN BARREL CONTACT CRIMP TOOL**

- Five-cavity, two-jaw tool crimps a wide variety of open barrel contacts
- Tool working components are heat-treated for extended use
- Crimps AWG sizes: 14 - 24
- Overall length: 8-1/4" (210mm)



**WT2**

**9" AUTO RETURN WIRE TWISTER**

- Twister mechanism retracts automatically
- Safety twist plier rotates clockwise
- Twister capacity identical to WT1
- Overall length: 10-3/8" (263.5mm)



# SCREW DRIVERS

## ELECTRIAL AND WIRING

- 360° Ergonomic textured grip for maximum comfort for high torque applications
- Molded slotted and Phillips® tip ID for easy recognition of tip type in the vertical position
- High-quality alloy-steel bar with hex bolster for additional torque application
- Nylon-alloy handle that's chemically resistant to gasoline, disk brake cleaner, brake fluid, motor oil, hydraulic fluid, ethylene glycol, acetone
- Vapor-blasted tips for added protection against corrosion and improved gripping force



PRODUCT #	TIP TYPE	BOLSTER	TIP SIZE	TIP THICKNESS	SHANK	BAR LENGTH IN. / MM	OVERALL LENGTH IN. / MM	SET					
<b>SDB12CR</b>	12-PC. Mac-Grip™ Red Combination Screwdriver Set												
<b>SDB6CR</b>	6-PC. Mac-Grip™ Red Combination Screwdriver Set												
<b>SDB12CG</b>	12-PC. Mac-Grip™ Green Combination Screwdriver Set												
<b>SDB6CG</b>	6-PC. Mac-Grip™ Green Combination Screwdriver Set												
<b>SDB12CO</b>	12-PC. Mac-Grip™ Orange Combination Screwdriver Set												
<b>SDB6CO</b>	6-PC. Mac-Grip™ Orange Combination Screwdriver Set												
<b>PHRB3C (R.G.O)</b>	Keystone	•	3/16"	0.030"	Round	3" / 76.2	7-1/4" / 184.15	•	•	•	•	•	•
<b>PNR1C (R.G.O)</b>	Keystone		1/4"	0.037"	Round	1-1/2" / 38.1	3-1/2" / 82.55	•	•	•	•	•	•
<b>PNRB4C (R.G.O)</b>	Keystone	•	1/4"	0.037"	Round	4" / 101.6	8-1/2" / 215.9	•	•	•	•	•	•
<b>PJRB6C (R.G.O)</b>	Keystone	•	5/16"	0.042"	Round	6" / 152.4	10-3/4" / 273.05	•	•	•	•	•	•
<b>PKRB8C (R.G.O)</b>	Keystone	•	3/8"	0.050"	Round	8" / 203.2	13" / 330.2	•	•	•	•	•	•
<b>PKRB12C (R.G.O)</b>	Keystone	•	3/8"	0.050"	Round	12" / 304.8	17" / 431.8	•	•	•	•	•	•
<b>PB2031C (R.G.O)</b>	Phillips®	•	#1	-	Round	3" / 76.2	7-1/4" / 184.15	•	•	•	•	•	•
<b>P3012CR (R.G.O)</b>	Phillips®		#2	-	Round	1-1/2" / 38.1	3-1/2" / 82.55	•	•	•	•	•	•
<b>PB2042C (R.G.O)</b>	Phillips®		#2	-	Round	4" / 101.6	8-1/2" / 215.9	•	•	•	•	•	•
<b>PB2063C (R.G.O)</b>	Phillips®		#3	-	Round	6" / 152.4	10-3/4" / 273.05	•	•	•	•	•	•
<b>PB2082C (R.G.O)</b>	Phillips®		#2	-	Round	8" / 203.2	12-1/2" / 317.5	•	•	•	•	•	•
<b>PB2084C (R.G.O)</b>	Phillips®		#4	-	Round	8" / 203.2	13" / 330.2	•	•	•	•	•	•

Phillips® is a trademark of Phillips Screw Company





**SD9TR**  
**9-PC. MAC-GRIP™**  
**TORX® SCREWDRIVER SET**

PRODUCT #	TIP TYPE	TIP SIZE	SHANK SHAPE	BAR LENGTH IN. / MM	OVERALL LENGTH IN. / MM	SET
<b>SD9TR</b>	<b>9-PC. Mac-Grip™ Torx® Screwdriver Set</b>					
<b>PT8CR</b>	Torx®	T8	Round	3-1/4" / 82.6	7-1/2" / 190.5	•
<b>PT10CR</b>	Torx®	T10	Round	3-1/4" / 82.6	7-1/2" / 190.5	•
<b>PT15CR</b>	Torx®	T15	Round	3-1/4" / 82.6	7-1/2" / 190.5	•
<b>PT20CR</b>	Torx®	T20	Round	3-1/4" / 82.6	7-1/2" / 190.5	•
<b>PT25CR</b>	Torx®	T25	Round	3-1/4" / 82.6	7-1/2" / 190.5	•
<b>PT27CR</b>	Torx®	T27	Round	4" / 101.6	8-1/2" / 215.9	•
<b>PT30CR</b>	Torx®	T30	Round	4" / 101.6	8-1/2" / 215.9	•
<b>PT40CR</b>	Torx®	T40	Round	6" / 152.4	10-3/4" / 273.1	•
<b>PT45CR</b>	Torx®	T45	Round	6" / 152.4	10-3/4" / 273.1	•



**SDL7TPR**  
**7-PC. MAC-GRIP™**  
**TAMPER-RESISTANT TORX® SCREWDRIVER SET**

PRODUCT #	TIP TYPE	TIP SIZE	SHANK SHAPE	BAR LENGTH IN. / MM	OVERALL LENGTH IN. / MM	SET
<b>SDL7TPR</b>	<b>7-PC. Mac-Grip™ Tamper-Resistant Torx® Screwdriver Set</b>					
<b>PLTP8CR</b>	Tamper-Resistant Torx®	TP8	Round	8" / 203.2	12-1/4" / 311.5	•
<b>PLTP10CR</b>	Tamper-Resistant Torx®	TP10	Round	8" / 203.2	12-1/4" / 311.5	•
<b>PLTP15CR</b>	Tamper-Resistant Torx®	TP15	Round	8" / 203.2	12-1/4" / 311.5	•
<b>PLTP20CR</b>	Tamper-Resistant Torx®	TP20	Round	8" / 203.2	12-1/4" / 311.5	•
<b>PLTP25CR</b>	Tamper-Resistant Torx®	TP25	Round	8" / 203.2	12-1/4" / 311.5	•
<b>PLTP27CR</b>	Tamper-Resistant Torx®	TP27	Round	8" / 203.2	12-1/2" / 317.5	•
<b>PLTP30CR</b>	Tamper-Resistant Torx®	TP30	Round	8" / 203.2	12-1/2" / 317.5	•



**SND7F**  
**7-PC. MAC-GRIP™ SAE NUT DRIVER SET**

PRODUCT #	TIP SIZE	SHANK SHAPE	BAR LENGTH IN. / MM	OVERALL LENGTH IN. / MM	COLOR	SET
<b>SND7F</b>	<b>7-PC. Mac-Grip™ SAE Nut Driver Set</b>					
<b>PND14F</b>	1/4"	Deep	4" / 101.6	8-1/2" / 215.9	Red	•
<b>PND932F</b>	9/32"	Deep	4" / 101.6	8-1/2" / 215.9	Orange	•
<b>PND516F</b>	5/16"	Deep	4" / 101.6	8-3/4" / 222.3	Yellow	•
<b>PND1132F</b>	11/32"	Deep	4" / 101.6	8-3/4" / 222.3	Green	•
<b>PND38F</b>	3/8"	Deep	4" / 101.6	8-3/4" / 222.3	Blue	•
<b>PND716F</b>	7/16"	Deep	4" / 101.6	9" / 228.6	Brown	•
<b>PND12F</b>	1/2"	Deep	4" / 101.6	9" / 228.6	Red	•



**SND9M**  
**9-PC. MAC-GRIP™ METRIC NUT DRIVER SET**

PRODUCT #	TIP SIZE	SHANK SHAPE	BAR LENGTH IN. / MM	OVERALL LENGTH IN. / MM	COLOR	SET
<b>SND9M</b>	<b>9-PC. Mac-Grip™ Metric Nut Driver Set</b>					
<b>PND4M</b>	4	Deep	4" / 101.6	8-1/2" / 215.9	Red	•
<b>PND5M</b>	5	Deep	4" / 101.6	8-1/2" / 215.9	Black	•
<b>PND55M</b>	5.5	Deep	4" / 101.6	8-1/2" / 215.9	Brown	•
<b>PND7M</b>	7	Deep	4" / 101.6	8-1/2" / 215.9	Orange	•
<b>PND8M</b>	8	Deep	4" / 101.6	8-3/4" / 222.3	Yellow	•
<b>PND9M</b>	9	Deep	4" / 101.6	8-3/4" / 222.3	Green	•
<b>PND10M</b>	10	Deep	4" / 101.6	9" / 228.6	Blue	•
<b>PND11M</b>	11	Deep	4" / 101.6	9" / 228.6	Brown	•
<b>PND12M</b>	12	Deep	4" / 101.6	9" / 228.6	Red	•

Philips® is a trademark of Philips Screw Company | Pozidriv® is a trademark of Philips Screw Company | Torx® is a trademark of Acument Intellectual Properties, LLC

# SCREW DRIVERS

## BIT SETS



### MAC-GRIP™ BIT SETS

- Mac-Grip™ handle magnetic screwdriver
- Bits made of S2 steel for long lasting durability

PRODUCT #	TIP TYPE	TIP SIZE	HEX SIZE	LENGTH		
<b>SBDR123SA</b>	<b>123-PC. Mac-Grip™ Ratcheting 1/4" Hex Bit Driver Set</b>					
<b>SBDR49SA</b>	<b>49-PC. Mac-Grip™ Ratcheting 1/4" Hex Bit Screwdriver Set</b>					
<b>BPH0</b>	Phillips®	#0	1/4"	1"	•	•
<b>BPH1</b>	Phillips®	#1	1/4"	1"	•	•
<b>BPH1L2</b>	Phillips®	#1	1/4"	2"	•	•
<b>BPH1L6</b>	Phillips®	#1	1/4"	6"	•	•
<b>BPH2</b>	Phillips®	#2	1/4"	1"	•	•
<b>BPH2L2</b>	Phillips®	#2	1/4"	2"	•	•
<b>BPH2L6</b>	Phillips®	#2	1/4"	6"	•	•
<b>BPH3</b>	Phillips®	#3	1/4"	1"	•	•
<b>BPH4</b>	Phillips®	#4	1/4"	1"	•	•
<b>BSL18</b>	Slotted	1/8"	1/4"	1"	•	•
<b>BSL532</b>	Slotted	5/32"	1/4"	1"	•	•
<b>BSL316</b>	Slotted	3/16"	1/4"	1"	•	•
<b>BSL316L2</b>	Slotted	3/16"	1/4"	2"	•	•
<b>BSL732</b>	Slotted	7/32"	1/4"	1"	•	•
<b>BSL14</b>	Slotted	1/4"	1/4"	1"	•	•
<b>BSL14L2</b>	Slotted	1/4"	1/4"	2"	•	•
<b>BSL14L6</b>	Slotted	1/4"	1/4"	6"	•	•
<b>BSL932</b>	Slotted	9/32"	1/4"	1"	•	•
<b>BSL3M</b>	Slotted	3mm	1/4"	1"	•	•
<b>BSL4M</b>	Slotted	4mm	1/4"	1"	•	•
<b>BSL4.5MM</b>	Slotted	4.5mm	1/4"	1"	•	•
<b>BSL5M</b>	Slotted	5mm	1/4"	1"	•	•
<b>BSL5.5MM</b>	Slotted	5.5mm	1/4"	1"	•	•
<b>BSL6M</b>	Slotted	6mm	1/4"	1"	•	•
<b>BSL6.5MM</b>	Slotted	6.5mm	1/4"	1"	•	•
<b>BSL7MM</b>	Slotted	7mm	1/4"	1"	•	•
<b>BSL8M</b>	Slotted	8mm	1/4"	1"	•	•
<b>BTX6</b>	Torx®	T6	1/4"	1"	•	•
<b>BTX7</b>	Torx®	T7	1/4"	1"	•	•
<b>BTX8</b>	Torx®	T8	1/4"	1"	•	•
<b>BTX10</b>	Torx®	T10	1/4"	1"	•	•
<b>BTX15</b>	Torx®	T15	1/4"	1"	•	•
<b>BTX20</b>	Torx®	T20	1/4"	1"	•	•
<b>BTX25</b>	Torx®	T25	1/4"	1"	•	•
<b>BTX25L6</b>	Torx®	T25	1/4"	6"	•	•
<b>BTX27</b>	Torx®	T27	1/4"	1"	•	•
<b>BTX30</b>	Torx®	T30	1/4"	1"	•	•
<b>BTX40</b>	Torx®	T40	1/4"	1"	•	•
<b>BTX45</b>	Torx®	T45	1/4"	1"	•	•
<b>BTX50</b>	Torx®	T50	1/4"	1"	•	•

### SID13BA

#### 13-PC. IMPACT DRIVER BIT SET

- Rugged driver includes 1/4" and 5/16" hex bit holders

#### INCLUDES:

- (1) ID67MA Impact Driver
- (1) XID106 5/16 Impact Driver Socket
- (1) XID86 1/4 Impact Driver Socket
- (1) ID10BIT-P1 #1 Phillips, 5/16" Hex
- (1) ID10BIT-P2 #2 Phillips, 5/16" Hex
- (1) ID10BIT-P3 #3 Phillips, 5/16" Hex
- (1) ID10BIT-10 5/16 Slotted, 5/16" Hex
- (1) ID10BIT-9 .9/32 Slotted 5/16" Hex
- (1) ID8BIT-P1 #1 Phillips, 1/4" Hex
- (1) ID8BIT-P2 1/4DR #2 Phillips Hex
- (1) ID8BIT-P3 #3 Phillips, 1/4" Hex
- (1) ID8BIT-6 3/16 Slotted, 1/4" Hex
- (1) ID8BIT-9 9/32 Slotted, 1/4" Hex

### SBDR8

#### MAC-GRIP™ RATCHETING 1/4" HEX BIT 9" SCREWDRIVER

### SBDR13

#### MAC-GRIP™ RATCHETING 1/4" HEX BIT 18" SCREWDRIVER

- 45-Tooth gear for precision ratcheting
- Forward-lock-reverse switch mechanism
- Four-sided ergonomic design handle with storage compartment at base of handle
- Screwdriver end cap with bit holder
- Bi-material non-slip grip
- Knurled chrome driver

#### INCLUDES:

- (1) 3/16" Slotted Bit
- (1) 1/4" Slotted Bit
- (1) 1/4" Socket Square Drive
- (1) #1 Phillips® Bit
- (1) T20 Torx® Bit
- (1) T25 Torx® Bit



# HEX DRIVERS

## LONG ARM AND BALL-END



**SHKL13APA**  
13-PC. SAE LONG ARM  
HEX KEY WRENCH SETS

PRODUCT #	SIZE	OVERALL LENGTH IN. / MM	SET
<b>SHKL13APA</b>	13-PC. SAE Long Arm Hex Key Set with Case		
<b>HKL3B</b>	3/64"	2-13/16" / 72	•
<b>HKL4B</b>	1/16"	3-1/16" / 77.8	•
<b>HKL5B</b>	5/64"	3-3/16" / 81	•
<b>HKL6B</b>	3/32"	3-3/8" / 85.7	•
<b>HKL7B</b>	7/64"	3-1/2" / 88.9	•
<b>HKL8B</b>	1/8"	3-3/4" / 95.3	•
<b>HKL9B</b>	9/64"	3-7/8" / 98.4	•
<b>HKL10B</b>	5/32"	4-1/8" / 104.8	•
<b>HKL11B</b>	3/16"	4-1/2" / 114.3	•
<b>HKL12B</b>	7/32"	4-7/8" / 123.8	•
<b>HKL13B</b>	1/4"	5-1/4" / 133.4	•
<b>HKL14B</b>	5/16"	6" / 152.4	•
<b>HKL15B</b>	3/8"	6-3/4" / 171.5	•
<b>HKL16B</b>	7/16"	7-1/2" / 190.5	•
<b>HKL17B</b>	1/2"	8-1/4" / 209.6	•

**SHKS13SP**  
13-PC. SAE BALL-END  
HEX L-KEY SET

PRODUCT #	SIZE	OVERALL LENGTH IN. / MM	SET
<b>SHKS13SP</b>	13-PC. SAE Ball-End Hex L-Key Set		
<b>HKS0EASP</b>	3/64"	2-13/16" / 72	•
<b>HKS4EASP</b>	1/16"	3-1/16" / 77.8	•
<b>HKS5EASP</b>	5/64"	3-3/16" / 81	•
<b>HKS6EASP</b>	3/32"	3-3/8" / 85.7	•
<b>HKS7EASP</b>	7/64"	3-1/2" / 88.9	•
<b>HKS8EASP</b>	1/8"	3-3/4" / 95.3	•
<b>HKS9EASP</b>	9/64"	3-7/8" / 98.4	•
<b>HKS10EASP</b>	5/32"	4-1/8" / 104.8	•
<b>HKS12EASP</b>	3/16"	4-1/2" / 114.3	•
<b>HKS14EASP</b>	7/32"	4-7/8" / 123.8	•
<b>HKS16EASP</b>	1/4"	5-1/4" / 133.4	•
<b>HKS20EASP</b>	5/16"	6" / 152.4	•
<b>HKS24EASP</b>	3/8"	6-3/4" / 171.5	•

**SHKSM9SP**  
9-PC. METRIC BALL-END HEX  
L-KEY SET

PRODUCT #	SIZE	OVERALL LENGTH IN. / MM	SET
<b>SHKSM9SP</b>	9-PC. Metric Ball-End Hex L-Key Set		
<b>HKS1.5MMEASP</b>	1.5	2-13/16" / 72	•
<b>HKS2.5MMEASP</b>	2.5	3-1/16" / 77.8	•
<b>HKS2MMEASP</b>	2	3-3/16" / 81	•
<b>HKS3MMEASP</b>	3	3-3/8" / 85.7	•
<b>HKS4MMEASP</b>	4	3-1/2" / 88.9	•
<b>HKS5MMEASP</b>	5	3-3/4" / 95.3	•
<b>HKS6MMEASP</b>	6	3-7/8" / 98.4	•
<b>HKS8MMEASP</b>	8	4-1/8" / 104.8	•
<b>HKS10MMEASP</b>	10	4-1/2" / 114.3	•



**SHKML9APA**  
9-PC. METRIC LONG ARM  
HEX KEY WRENCH SETS

PRODUCT #	SIZE	OVERALL LENGTH IN. / MM	SET
<b>SHKML9APA</b>	9-PC. Metric Long Arm Hex Key Set with Case		
<b>HKLM1.5B</b>	1.5mm	3" / 76.2	•
<b>HKLM2B</b>	2mm	3-1/8" / 79.4	•
<b>HKLM2.5B</b>	2.5mm	3-1/2" / 88.9	•
<b>HKLM3B</b>	3mm	4" / 101.6	•
<b>HKLM4B</b>	4mm	4-1/8" / 104.8	•
<b>HKLM5B</b>	5mm	4-1/2" / 114.3	•
<b>HKLM6B</b>	6mm	5-1/2" / 139.7	•
<b>HKLM8B</b>	8mm	6-1/4" / 158.8	•
<b>HKLM10B</b>	10mm	6-3/4" / 171.5	•
<b>HKLM12B</b>	12mm	8-3/8" / 212.7	•



# CUTTING AND SCRAPING PICKS, SCRAPERS, AND SETS



The tools on this page have been  
**PROUDLY MADE IN THE USA**  
with global components.



PRODUCT #	DESCRIPTION	BAR LENGTH IN. / MM	OVERALL LENGTH IN. / MM	SET	
<b>PS16DR</b>	16-PC. Mac-Grip™ Pick Set				
<b>PSR7DR</b>	7-PC. Mac-Grip™ Radiator Pick Set				
<b>PSL5DR</b>	5-PC. Mac-Grip™ Long Pick Set				
<b>PSL5DR</b>	5-PC. Mac-Grip™ Pick Set				
<b>PSM4DR</b>	4-PC. Mac-Grip™ Mini Pick Set				
<b>PSML4DR</b>	4-PC. Mac-Grip™ Long Mini Pick Set				
<b>PS21DR</b>	STRAIGHT PICK	6" / 152.4	10-1/2" / 266.7		
<b>PS24DR</b>	HOOK PICK	6" / 152.4	10-1/2" / 266.7		
<b>PS29DR</b>	90° PICK	6" / 152.4	10-1/2" / 266.7		
<b>PS31DR</b>	DUAL ANGLE PICK	6" / 152.4	10-1/2" / 266.7		
<b>PSL21DR</b>	LONG STRAIGHT PICK	10" / 254	14-1/2" / 368.3		
<b>PSL22DR</b>	LONG 90° PICK	10" / 254	14-1/2" / 368.3		
<b>PSL23DR</b>	LONG COMPOUND BEND	10" / 254	14-1/2" / 368.3		
<b>PSL24DR</b>	LONG HOOK PICK	10" / 254	14-1/2" / 368.3		
<b>PSL25DR</b>	LONG OFFSET PICK	10" / 254	14-1/2" / 368.3		
<b>PSM21DR</b>	MINIATURE STRAIGHT PICK	3" / 76	6.3" / 160		
<b>PSM22DR</b>	MINIATURE 90° BENT PICK	3" / 76	6.3" / 160		
<b>PSM23DR</b>	MINIATURE COMPOUND BEND PICK	3" / 76	6.3" / 160		
<b>PSM24DR</b>	MINIATURE HOOK PICK	3" / 76	6.3" / 160		
<b>PSML21DR</b>	MINIATURE LONG STRAIGHT PICK	6" / 152.4	6.3" / 160		
<b>PSML22DR</b>	MINIATURE LONG 90° BENT PICK	6" / 152.4	6.3" / 160		
<b>PSML23DR</b>	MINI LONG COMPOUND BEND PICK	6" / 152.4	6.3" / 160		
<b>PSML24DR</b>	MINIATURE LONG HOOK PICK	6" / 152.4	6.3" / 160		
<b>RADP1DR</b>	HOSE AND CLAMP PICK	6" / 152.4	10-1/2" / 266.7		
<b>RADP2DR</b>	HOSE PULLER	6" / 152.4	10-1/2" / 266.7		
<b>RADP3DR</b>	OFFSET HOSE PICK	6" / 152.4	10-1/2" / 266.7		
<b>RADP4DR</b>	LONG REVERSE OFFSET HOSE PICK	10" / 254	14-1/2" / 368.3		
<b>RADP5DR</b>	LONG BENT OFFSET HOSE PICK	10" / 254	14-1/2" / 368.3		
<b>RADP6DR</b>	LONG OFFSET HOSE PICK	10" / 254	14-1/2" / 368.3		
<b>SP29DR</b>	COTTER PIN PULLER	6" / 152.4	10-1/2" / 266.7		
<b>SWL7DR</b>	90° PICK AND HOOK	5" / 127	10-1/2" / 266.7		



PRODUCT #	DESCRIPTION	BAR LENGTH IN. / MM	OVERALL LENGTH IN. / MM	SET
<b>PS4SA</b>	4-PC. Pick Set with Comfort-Grip™ Handles in Plastic Tray			
<b>SS4A</b>	4-PC. Utility Tool Set with Comfort-Grip™ Handles			
<b>SS3A</b>	3-PC. Scraper Set with Comfort-Grip™ Handles			
<b>SP10B</b>	1/2" Carbon Scraper	5-9/16" / 141.3	10" / 254	•
<b>SP16B</b>	Long Blade Scraper	7-1/4" / 184.2	11-3/4" / 298.4	• •
<b>SP29B</b>	Cotter Key Puller	4-7/16" / 112.7	8-1/2" / 215.9	•
<b>SP8BA</b>	Short Blade Scraper	3-11/16" / 93.7	8" / 203.2	• •
<b>SA3P</b>	Scratch Awl	-	8-1/2" / 215.9	
<b>SW70B</b>	Pick and Hook	2-13/16" / 71.4	7" / 177.8	•
<b>PS21A</b>	Straight Pick	2-13/16" / 71.4	5-7/8" / 149.2	•
<b>PS22A</b>	90° Pick	2-13/16" / 71.4	5-7/8" / 149.2	•
<b>PS23A</b>	Offset Pick	2-13/16" / 71.4	5-7/8" / 149.2	•
<b>PS24A</b>	Hook Pick	2-13/16" / 71.4	5-7/8" / 149.2	•



**SDP2**  
**2-PC. 1/8" POCKET COMFORT-GRIP™ SCREWDRIVERS**

- Solid core Acetate chemical resistant plastic
- 4-Sided textured grip for comfort and torque

PRODUCT #	TIP TYPE	BAR LENGTH IN. / MM	OVERALL LENGTH IN. / MM	SET
<b>SDP2</b>	2-PC. 1/8" Pocket Screwdriver Set			
<b>PN2B</b>	Cabinet	2" / 50.8	4-1/2" / 114.3	•
<b>PN2C</b>	Pry Bar	2" / 50.8	4-1/2" / 114.3	•



**PKEG3PTB**  
**3-PC. STAINLESS STEEL FLEXIBLE PUTTY KNIFE SET**

- Tapered stainless steel blades
- Heavy-duty polished blade with crisp edges
- Comfortable bi-material grips for ergonomic design and comfort

PRODUCT #	DESCRIPTION	SIZE	SET
<b>PKEG3PTB</b>	3-PC. Stainless Steel Putty Knife Set		
<b>PKEG1B</b>	Narrow Putty Knife	1-19/64"	•
<b>PKEG2B</b>	Putty Knife	2"	•
<b>PKEG3B</b>	Wide Putty Knife	3"	•

**PKES3PTB**  
**3-PC. STRIKE-THROUGH STAINLESS STEEL SCRAPERS**

- Strike-Through capped end allows user to strike with a hammer
- Heavy-duty polished blade with crisp edges
- Comfortable bi-material grips for ergonomic design and comfort

PRODUCT #	DESCRIPTION	SIZE	SET
<b>PKES3PTB</b>	3-PC. Stainless Steel Scraper Set		
<b>PKES1B</b>	Scraper	1-19/64"	•
<b>PKES2B</b>	Wide Scraper	2"	•
<b>PKESB1B</b>	Bent Scraper	1-19/64"	•



**MS400B**  
**4" MINI SCRAPER**

- Accommodates standard, single-edge razor blades [steel or plastic]
- Angled head



**MS600A**  
**6" SCRAPER**

- Quick and easy blade exchange
- Accommodates standard single edge razor blades [steel or plastic]




# CUTTING AND SCRAPING

## FILES, PRY BARS, AND MORE



**SCF4AK**  
4-PC. COMFORT-GRIP™ COMBINATION  
BASTARD-CUT FILE SET

PRODUCT #	DESCRIPTION	FILE DIMENSIONS IN. / MM	OVERALL LENGTH IN. / MM	SET
<b>SCF4AK</b>	4-PC. Comfort-Grip™ Combination Bastard-Cut File Set			
<b>HRF8A</b>	Half-Round File	8" x 3/4" x 7/32" / 203.2 x 190 x 5.6	8" / 203.2	•
<b>MF8A</b>	Mill File	8" x 25/32" x 9/64" / 203.2 x 4.2 x 3.6	8" / 203.2	•
<b>RF8A</b>	Round File	8" x 5/16" / 203.2 x 7.9	8" / 203.2	•
<b>SF8A</b>	Square File	8" x 5/16" / 203.2 x 7.9	8" / 203.2	•



**PC12PTSS**  
12-PC. PUNCH AND CHISEL SET

PRODUCT #	TYPE	POINT SIZE	EDGE WIDTH	OVERALL LENGTH IN. / MM	STOCK SIZE	SET
<b>PC12PTSS</b>	12-PC. Punch and Chisel Set with Gauge					
<b>C10SS</b>	Flat Tip	-	5/16"	4-1/2" / 114.3	1/4"	•
<b>C12SS</b>	Flat Tip	-	3/8"	5" / 127	5/16"	•
<b>C16SS</b>	Flat Tip	-	1/2"	6" / 152.4	7/16"	•
<b>C20SS</b>	Flat Tip	-	5/8"	6-1/2" / 165.1	1/2"	•
<b>PP3SS</b>	Pin	3/32"	-	4-1/4" / 108	1/4"	•
<b>PP4SS</b>	Pin	1/8"	-	4-3/4" / 120.7	5/16"	•
<b>PP5SS</b>	Pin	5/32"	-	5" / 127	5/16"	•
<b>PP6SS</b>	Pin	3/16"	-	5-1/4" / 133.4	3/8"	•
<b>SMP3SS</b>	Starter/Machine	3/32"	-	4-1/2" / 114.3	1/4"	•
<b>SMP4SS</b>	Starter/Machine	1/8"	-	4-3/4" / 120.7	5/16"	•
<b>SMP5SS</b>	Starter/Machine	5/32"	-	5" / 127	3/8"	•
<b>SMP6SS</b>	Starter/Machine	3/16"	-	5-1/2" / 139.7	7/16"	•



**SPB3PT**  
3-PC. LINE-UP  
PRY BAR SET

PRODUCT #	OVERALL LENGTH IN. / MM	STOCK SIZE	STYLE	SET
<b>SPB3PT</b>	3-PC. Line-Up Pry Bar Set			
<b>PB15</b>	14" / 355.6	1/2"	Straight	•
<b>PB15A</b>	15" / 381	1/2"	90° Bent	•
<b>PB22</b>	22" / 558.8	5/8"	Straight	•
<b>PB30</b>	30" / 762	7/8"	Straight	•
<b>PB38</b>	38" / 965.2	7/8"	Straight	•



**SLF3**  
3-PC. LADY FOOT  
LINE-UP BAR SET

PRODUCT #	OVERALL LENGTH IN. / MM	STOCK SIZE	SET
<b>SLF3</b>	3-PC. Lady Foot Line-Up Bar Set		
<b>LF6</b>	7" / 177.8	5/16"	•
<b>LF12</b>	12" / 304.8	1/2"	•
<b>LF16</b>	16" / 406.4	5/8"	•
<b>LF21</b>	21" / 533.4	3/4"	•







**SCP2**  
**2-PC. AUTOMATIC CENTER PUNCH SET**

- Spring loaded shaft ideal for creating dimple for drilling—keeps the drill bit at the desired drilling area
- Folds like a pocket knife



**UK111**  
**FOLDING UTILITY KNIFE**

- Quick-change blade mechanism
- Light aluminum handle
- Knurled thumb knob for easy hand opening
- Folds like a pocket knife



**HS30-1**  
**COMPACT HACKSAW**

- Handle is enclosed
- Quick tension lock
- Easy frame adjustability



**93AP**  
**HAND SCRATCH BRUSH WITH CURVED POLY HANDLE**

- For general cleaning in plating and metal finishing industries
- Stainless steel wire bristles: 1-3/8" long - 1/2" trim length
- 3 x 7 Brush rows
- Overall Length: 7-1/8"



**93AW**  
**HAND SCRATCH BRUSH WITH WOOD HANDLE**

- For general cleaning in plating and metal finishing industries
- Stainless steel wire bristles: 1-3/8" long - 1/2" trim length
- 3 x 7 Brush rows
- Overall Length: 7-1/8"



**14160**  
**SCRATCH BRUSH**

- Great for cleaning threads and files
- Has 5-1/2" of densely packed wire bristles and a hardwood handle



# HAMMERS

## ANTIVIBE® HAMMERS AND SETS



### ANTIVIBE® BALL PEEN HAMMER SETS

PRODUCT #	HEAD WEIGHT OZ.	OVERALL WEIGHT OZ.	HEAD DIAMETER	HEAD LENGTH	OVERALL LENGTH	SET
<b>BH4AVS</b>	4-PC. AntiVibe® Ball Peen Hammer Set					
<b>BH3AVS</b>	3-PC. AntiVibe® Ball Peen Hammer Set					
<b>BH04AV</b>	4	14.4	17/21"	2-8/17"	10"	•
<b>BH08AV</b>	8	19.2	32/33"	3-3/25"	11"	•
<b>BH12AV</b>	12	24	1-4/25"	3-12/25"	12-3/25"	•
<b>BH16AV</b>	16	30.4	1-9/29"	3-23/25"	12-20/23"	•
<b>BH24AV</b>	24	48	1-11/25"	4-1/3"	13-3/4"	•
<b>BH32AV</b>	32	52	1-25/41"	4-21/25"	14-3/4"	•
<b>BH40AV</b>	40	68.8	1-18/25"	5-16/41"	15-1/4"	•
<b>BH48AV</b>	48	81.6	1-40/43"	5-20/27"	15-3/4"	•

### ANTIVIBE® HAMMERS

PRODUCT #	HEAD TYPE	HEAD WEIGHT OZ.	OVERALL WEIGHT LBS.	HEAD DIAMETER	HEAD LENGTH	OVERALL LENGTH
<b>SH2AV</b>	Blacksmith	2	56	1-16/41"	5"	14"
<b>DH192AV</b>	Drilling	2	43.2	1-11/29"	3-10/27"	10-1/2"
<b>DH193AV</b>	Drilling	3	59.2	1-20/37"	4"	11"
<b>SH3AV</b>	Sledge	3	67.2	1-20/37"	5"	14-20/23"
<b>SH4AV</b>	Sledge	4	83.2	1-7/10"	5-10/27"	15-10/27"

### COMPO-CAST® DEAD-BLOW HAMMER SETS

- One-piece uni-cast construction
- No exposed metal on handles or heads
- Dead-blow striking action



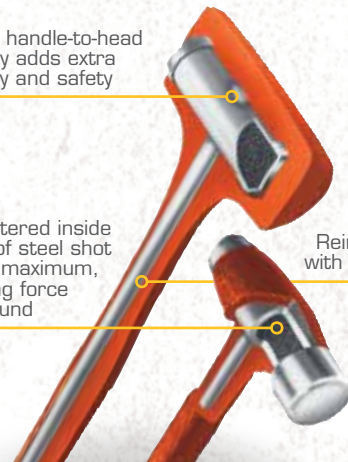
PRODUCT #	HEAD WEIGHT OZ.	HEAD DIAMETER	HEAD LENGTH	OVERALL LENGTH	SET
<b>CH3DSS</b>	3-PC. Compo-Cast® Dead-Blow Hammer Set				
<b>CH2DSS</b>	2-PC. Compo-Cast® Dead-Blow Hammer Set				
<b>CH15DS</b>	15	1" - 1-1/2"	3-20/27"	10-2/5"	•
<b>CH21DS</b>	21	1-1/4" - 1-11/20"	4-9/17"	11-13/20"	•
<b>CH50DS</b>	28	1-7/20" - 1-7/10"	5-7/50"	13-1/4"	•
<b>CH54DS</b>	48	1-7/10" - 2-1/10"	5-4/5"	14-1/4"	•
<b>CH58DS</b>	56	1-19/20" - 2-4/10"	6-2/10"	15-19/20"	•

Hot urethane Uni-Cast construction outlasts all other soft face striking tools and provides shape-retaining faces even after repeated striking on hard surfaces and sharp edges

Top welded handle-to-head assembly adds extra durability and safety

Striking power is centered inside the head; hundreds of steel shot combine to provide maximum, controlled striking force without rebound

Reinforced handle with solid steel shaft





### TD76COMBOS-US 76-PC. TAP AND DIE SET

- Fractional/metric combination super set
- Dies are hex design



### TRCOMBO-48 RETHREADING SET

- Repairs or renews damaged threads - fractional and metric
- Taps and dies are highly tempered for strength and durability; hex-shaped for use with a socket or wrench
- Color coded for quick visual identification - metric is gold; national fine, black; national coarse, silver
- US thread pitch 11 to 24
- Metric thread pitch 0.75mm to 3.0mm

PRODUCT #	DESCRIPTION	SIZE	DRIVE SIZE	OVERALL LENGTH IN. / MM	
<b>TD76COMBOS-US</b>	<b>76-PC. Tap and Die Set</b>				
<b>1112TA</b>	Plug Style Machine Screw Taps	4-40 NC	3/32"	1-15/16" / 48.9	•
<b>1118TA</b>	Plug Style Machine Screw Taps	6-32 NC	1/8"	2-1/32" / 51.6	•
<b>1124TA</b>	Plug Style Machine Screw Taps	8-32 NC	1/8"	2-3/16" / 55.2	•
<b>1128TA</b>	Plug Style Machine Screw Taps	10-24 NC	5/32"	2-7/16" / 61.5	•
<b>1131TA</b>	Plug Style Machine Screw Taps	10-32 NF	5/32"	2-7/16" / 61.5	•
<b>1132TA</b>	Plug Style Machine Screw Taps	12-24 NC	3/16"	2-15/32" / 62.5	•
<b>1420TA</b>	Plug Style Fractional Taps	1/4-20 NC	3/16"	2-5/8" / 66.5	•
<b>1423TA</b>	Plug Style Fractional Taps	1/4-28 NF	3/16"	2-5/8" / 66.5	•
<b>1427TA</b>	Plug Style Fractional Taps	5/16-18 NC	1/4"	2-23/32" / 69	•
<b>1429TA</b>	Plug Style Fractional Taps	5/16-24 NF	1/4"	2-23/32" / 69	•
<b>1434TA</b>	Plug Style Fractional Taps	3/8-16 NC	9/32"	2-15/16" / 74.5	•
<b>1436TA</b>	Plug Style Fractional Taps	3/8-24 NF	9/32"	2-15/16" / 74.5	•
<b>1439TA</b>	Plug Style Fractional Taps	7/16-14 NC	1/4"	3-5/32" / 80	•
<b>1440TA</b>	Plug Style Fractional Taps	7/16-20 NF	1/4"	3-5/32" / 80	•
<b>1444TA</b>	Plug Style Fractional Taps	1/2-13 NC	9/32"	3-11/32" / 85	•
<b>1445TA</b>	Plug Style Fractional Taps	1/2-20 NF	9/32"	3-11/32" / 85	•
<b>1712TA</b>	Plug Style Metric Taps	3-0.50	3/32"	2" / 50.5	•
<b>1717TA</b>	Plug Style Metric Taps	4-0.70	1/8"	2-3/16" / 55	•
<b>1718TA</b>	Plug Style Metric Taps	4-0.75	1/8"	2-3/16" / 55	•
<b>1722TA</b>	Plug Style Metric Taps	5-0.80	1/8"	2-7/16" / 61.5	•
<b>1723TA</b>	Plug Style Metric Taps	5-0.90	5/32"	2-7/16" / 61.5	•
<b>1727TA</b>	Plug Style Metric Taps	6-1.00	3/16"	2-5/8" / 66.5	•
<b>1731TA</b>	Plug Style Metric Taps	7-1.00	7/32"	2-23/32" / 69.3	•
<b>1733TA</b>	Plug Style Metric Taps	8-1.00	1/4"	2-23/32" / 69.1	•
<b>1734TA</b>	Plug Style Metric Taps	8-1.25	1/4"	2-23/32" / 68.9	•
<b>1736TA</b>	Plug Style Metric Taps	9-1.00	7/32"	2-15/16" / 74.4	•
<b>1737TA</b>	Plug Style Metric Taps	9-1.25	7/32"	2-15/16" / 74.4	•
<b>1739TA</b>	Plug Style Metric Taps	10-1.25	7/32"	2-15/16" / 74.4	•
<b>1740TA</b>	Plug Style Metric Taps	10-1.50	7/32"	2-15/16" / 74.4	•
<b>1741TA</b>	Plug Style Metric Taps	11-1.50	1/4"	3-5/32" / 80	•
<b>1742T</b>	Plug Style Metric Taps	12-1.25	9/32"	3-3/8" / 86	•
<b>1743TA</b>	Plug Style Metric Taps	12-1.50	9/32"	3-3/8" / 86	•
<b>1744TA</b>	Plug Style Metric Taps	12-1.75	9/32"	3-3/8" / 86	•
<b>1902BPA</b>	Pipe Taps (NPT)	1/8-28 BSP	5/16"	2-1/8" / 53.7	•
<b>1902TA</b>	Pipe Taps (NPT)	1/8-27 NPT	5/16"	2-1/8" / 54.3	•

DIE PRODUCT #	TAP PRODUCT #	SIZE	TYPE	
<b>TRCOMBO-48</b>	<b>48-PC. Rethreading Set</b>			
<b>TR8CD</b>	<b>TR8CT</b>	1/4" x 20	National Coarse	•
<b>TR10CD</b>	<b>TR10CT</b>	5/16" x 18	National Coarse	•
<b>TR12CD</b>	<b>TR12CT</b>	3/8" x 16	National Coarse	•
<b>TR14CD</b>	<b>TR14CT</b>	7/16" x 14	National Coarse	•
<b>TR16CD</b>	<b>TR16CT</b>	1/2" x 13	National Coarse	•
<b>TR18CD</b>	<b>TR18CT</b>	9/16" x 12	National Coarse	•
<b>TR20CD</b>	-	5/8" x 11	National Coarse	•
<b>TR8FD</b>	<b>TR8FT</b>	1/4" x 28	National Fine	•
<b>TR10FD</b>	<b>TR10FT</b>	5/16" x 24	National Fine	•
<b>TR12FD</b>	<b>TR12FT</b>	3/8" x 24	National Fine	•
<b>TR14FD</b>	<b>TR14FT</b>	7/16" x 20	National Fine	•
<b>TR16FD</b>	<b>TR16FT</b>	1/2" x 20	National Fine	•
<b>TR18FD</b>	<b>TR18FT</b>	9/16" x 18	National Fine	•
<b>TR20FD</b>	-	5/8" x 18	National Fine	•
<b>TRM6D</b>	<b>TRM6T</b>	6mm x 1mm	Metric	•
<b>TRM8D</b>	<b>TRM8T</b>	8mm x 1.25mm	Metric	•
<b>TRM10-1D</b>	<b>TRM10-1T</b>	10mm x 1mm	Metric	•
<b>TRM10-25D</b>	<b>TRM10-25T</b>	10mm x 1.25mm	Metric	•
<b>TRM10D</b>	<b>TRM10T</b>	10mm x 1.5mm	Metric	•
<b>TRM11D</b>	<b>TRM11T</b>	11mm x 1.5mm	Metric	•
<b>TRM12-25D</b>	<b>TRM12-25T</b>	12mm x 1.25mm	Metric	•
<b>TRM12-50D</b>	<b>TRM12-50T</b>	12mm x 1.5mm	Metric	•
<b>TRM12D</b>	<b>TRM12T</b>	12mm x 1.75mm	Metric	•
<b>TRM14D</b>	<b>TRM14T</b>	14mm x 1.5mm	Metric	•
<b>TR1</b>	-	11, 12, 13, 14, 16, 18, 20, and 24 TPI	Files	•
<b>TRM8</b>	-	.075, 1, 1.25, 1.5, 1.75, 2, 2.5, and 3mm	Files	•



# POWER TOOLS

## CORDLESS AND AIR IMPACT WRENCHES



### **BWP151-891-M1D1** **3-PC. 20V MAX\*** **BRUSHLESS COMBO KIT**

**INCLUDES:**

- (1) **BWP151** - 20V MAX\* 1/2" Drive BL-Spec High-Torque Brushless Impact Wrench
- (1) **MCF891** - 20V MAX\* 3/8" Drive BL-Spec Brushless Impact Wrench
- (1) **MCL044** - 20V MAX\* Hand-Held Work Light
- (1) **MBR203** - 20V MAX\* R-Spec™ Battery 2.0Ah
- (1) **MBR204** - 20V MAX\* R-Spec™ Battery 4.0Ah
- (1) **MCB115** - 12V-20V MAX\* Battery Charger
- (1) **MTB002** - Medium Tool Bag



### **MCK502M2** **5-PC. 20V MAX\*** **BRUSHLESS COMBO KIT**

**INCLUDES:**

- (1) **MCF891** - 20V MAX\* 3/8" Drive BL-Spec Brushless Impact Wrench
- (1) **MCF886** - 20V MAX\* 1/4" Drive BL-Spec Brushless Impact Driver
- (1) **MCD791** - 20V MAX\* 1/2" Drive BL-Spec Brushless Drill
- (1) **MCL044** - 20V MAX\* Hand-Held Work Light
- (1) **MBR204** - 20V MAX\* R-Spec™ Battery 4.0Ah
- (1) **MCB115** - 12V-20V MAX\* Battery Charger
- (1) **MTB002** - Medium Tool Bag



As indicated, maximum initial battery voltage (measured without a workhead) is 12, 20, 60 and 120 volts, respectively. Measured under a workload, nominal voltage is 10.8, 18, 54 and 108, respectively.



**MPF980501**  
**1/2" DRIVE AIR IMPACT WRENCH**

- Proprietary anvil forging process for long anvil life
- Variable-speed trigger for speed control
- Compact magnesium housing provides lightweight durability
- Innovative valve-lever design for easy speed adjustment
- Forward handle design for comfort and balance
- Muffler pad designed to provide noise reduction



**AWP050M**  
**1/2" DRIVE MINI IMPACT**

- Variable-speed trigger for Maximum operator control
- One-hand forward/reverse and three setting power adjustment
- Rubber grip that is resistant to automotive fluids
- Anti-marring rubber bumpers for protection
- Short 4.4" body to get in the tightest spots

**AWP038M**  
**3/8" DRIVE MINI IMPACT**



**MPF990381**  
**HIGH PERFORMANCE 3/8" DRIVE AIR IMPACT WRENCH**

- Compact magnesium housing provides lightweight durability at 3.0 lbs. and 5.6" in overall length



**MPF990501**  
**HIGH PERFORMANCE 1/2" DRIVE AIR IMPACT WRENCH**

- Compact magnesium housing provides lightweight durability at 4.8 lbs. and 6.4" in overall length



**MPF990501C**  
**HIGH PERFORMANCE COMPACT 1/2" DRIVE AIR IMPACT WRENCH**

- Compact magnesium housing provides lightweight durability at 3.0 lbs. and 5.7" in overall length

PRODUCT #	BREAKAWAY TORQUE FT. LBS. / Nm	AIR CONSUMPTION CFM	IMPACTS PER MINUTE FWD / REV	FREE SPEED RPMs REV / FRW 3 / FRW 2 / FRW 1	DESIRED AIR PRESSURE PSI	SOUND LEVEL DB(A)	VIBRATION LEVEL M/S <sup>2</sup>	WEIGHT LBS. / KG.	LENGTH IN. / MM.
<b>MPF980501</b>	1,180 / 1,600	6.1	1,200 / 1,300	7,000 / 6,000 / 5,000 / 2,600	90	93	6.2	4.4 / 2	6.4" / 162
<b>AWP038M</b>	445 / 603	3	1,260	-	6,000	104.2	7.78	1.3 / 2.8	4.4" / 112
<b>AWP050M</b>	635 / 860	4.5	1,650	-	10,000	108.1	9.57	1.3 / 2.8	4.4" / 112
<b>MPF990381</b>	700 / 950	6.1	1,300 / 1,400	10,000 / 9,000 / 8,000 / 3,000	90	95	5.5	3 / 1.4	5.6" / 143
<b>MPF990501</b>	1,400 / 1,898	5.9	1,100 / 1,200	6,500 / 5,500 / 4,500 / 2,200	90	94	6.4	4.8 / 2.2	6.4" / v62
<b>MPF990501C</b>	700 / 950	6.1	1,300 / 1,400	10,000 / 9,000 / 8,000 / 3,000	90	95	5.5	3 / 1.4	5.7" / 144

# AIR TOOLS

## AIR HAMMER AND ALUMINUM TOOLS



**3,100**  
IMPACTS PER MINUTE  
**MPH1931**  
SHORT BARREL



**2,400**  
IMPACTS PER MINUTE  
**MPH1911**  
LONG BARREL

### COMPOSITE AIR HAMMER FEATURES:

- Quick-change retainer included for easy bit changes
- Variable-speed trigger for easy speed control
- Anti-vibration technology reduces shock and increases comfort during use
- Comfortable rubber grip absorbs vibration for increased comfort during use, and provides Maximum grip
- Forward handle design improves balance and ergonomics

### MPH1931K SHORT BARREL AIR HAMMER AND CHISEL KIT

### MPH1911K LONG BARREL AIR HAMMER AND CHISEL KIT

#### INCLUDES:

- (1) AH902P - .401 Shank Tail Pipe Cutter Air Hammer Bit 7"
- (1) AH909P - .401 Shank Panel Cutter Air Hammer Bit 7"
- (1) AH910P - .401 Shank Flat Chisel Standard Air Hammer Bit 7"
- (1) AH911P - .401 Shank Tapered Punch Air Hammer Bit 7"
- (1) AH945P - .401 Shank Hammer Air Hammer Bit 4"

PRODUCT #	AIR CONSUMPTION CFM	AIR INLET NPT	IMPACTS PER MINUTE	BORE DIAMETER IN. / MM	CHISEL SHANK OPENING	STROKE LENGTH IN. / MM	MINIMUM HOSE SIZE ID	VIBRATION LEVEL M/S <sup>2</sup>	WEIGHT LBS. / KG.	LENGTH IN. / MM
MPH1911	2.6	1/4	2,400	.83 / 21	.401	3-3/4" / 95.25	3/8	10.4 in	5.4 / 2.45	9-1/2" / 241.3
MPH1931	3.2	1/4	3,100	.83 / 21	.401	2-1/3" / 50.8	3/8	7.4 in	4.6 / 2.09	7-5/16" / 177.8





**MPF972501**  
**1/2" DRIVE ALUMINUM IMPACT WRENCH WITH 2" EXTENDED ANVIL**

**MPF970501**  
**1/2" DRIVE ALUMINUM IMPACT WRENCH**

- Heavy-duty power: 1,100 ft-lbs [1490 Nm] reverse breakaway torque
- Twin-hammer mechanism for power and longevity
- Variable-speed trigger for speed control
- Reverse-bias motor provides more reverse torque to remove stubborn bolts
- Variable-valve design for dialed in speed control
- Textured anti-slip comfort grip



**AR249**  
**1/4" DRIVE MINI AIR RATCHET**

- Sealed-head for improved durability and lower maintenance
- Fits in places normal ratchets can't reach
- One-hand operation
- Easy-to-reach reverse lever



**AR154**  
**3/8" DRIVE AIR RATCHET**

- Ideal for hard-to-reach areas
- Lever-type throttle control
- Triple-planetary gear design
- Lightweight and compact



# AIR TOOLS

## SANDER, GRINDERS AND DRILLS

### AS6MS-PSA 6" SMOOTH-OPERATION DUAL-ACTION SANDER

- The 3/16" sanding action is less aggressive which allows for better control of material removal
- Lightweight and low-profile ergonomic design of provides ease of handling and control
- One-hand speed regulator
- One-piece hardened shaft-balancer
- Floating rotor for maximum power efficiency



PRODUCT #	AIR CONSUMPTION CFM	PAD SIZE IN. / MM	AIR INLET NPT	FREE SPEED RPM/S	MINIMUM HOSE SIZE ID	SOUND LEVEL DB(A)	VIBRATION LEVEL M/S <sup>2</sup>	WEIGHT LBS. / KG.
<b>AS6MS-PSA</b>	3.3	6" / 152.4	1/4"	12,000	3/8"	79	3.3	1.74 / 44.2



### AG14 1/4" COLLET ALUMINUM 0.3HP MOTOR DIE GRINDER

- Front exhaust
- Regulator button



### AG14AH 1/4" COLLET ALUMINUM 0.3HP MOTOR ANGLE HEAD DIE GRINDER

- Ball-bearing construction
- Precision machined gears
- Front exhaust
- Regulator button



### ATR35 3" REVERSIBLE CUT-OFF TOOL

- Reverses to direct sparks and debris away from the operator or plastic, glass, or painted surfaces
- Ergonomic design cushion-grip handle
- Front metal guard and rear exhaust
- Safety throttle lever with graduated throttle control
- Built-in power regulator

PRODUCT #	AIR CONSUMPTION CFM	AIR INLET NPT	FREE SPEED RPM/S	MINIMUM HOSE SIZE ID	SOUND LEVEL DB(A)	VIBRATION LEVEL M/S <sup>2</sup>	WEIGHT LBS. / KG.	LENGTH IN. / MM
<b>AG14</b>	3	1/4"	25,000	3/8"	100.8	2.5	1.5 / 0.68	4-3/4" / 120.65
<b>AG14AH</b>	4	1/4"	18,000	3/8"	100.8	2.5	1 / .045	4-7/8" / 123.83
<b>ATR35</b>	4	1/4"	13,000	3/8"	92	1.8	1.5 / .68	7-3/8" / 187



### AD3800AH 3/8" ANGLE HEAD DRILL

- 90° Angle head fits in tight spaces
- Reversible and lightweight
- 3/8" Jacobs™ multi-craft key chuck



### AD540 3/8" REVERSIBLE AIR DRILL

- Variable-speed trigger
- One-hand reverse operation
- Bottom handle exhaust







### EXTRACTOR AND COBALT DRILL BIT SETS

- Removes bolts and screws up to 5/8"
- Packaged in an easy access metal index

PRODUCT #	EXTRACTOR SIZE	OVERALL LENGTH IN. / MM	USE DRILL	SET
<b>SPEX5S</b>	<b>5-PC. Spiral Flute Screw Extractor Set</b>			
<b>SPEX1</b>	#1	1-15/16" / 49.2	5/64"	•
<b>SPEX2</b>	#2	2-7/16" / 61.9	7/64"	•
<b>SPEX3</b>	#3	2-3/4" / 69.9	5/32"	•
<b>SPEX4</b>	#4	3" / 76.2	1/4"	•
<b>SPEX5</b>	#5	3-3/8" / 85.7	19/64"	•



### 290-01 120V DREMEL ENGRAVER

- This unique kit lets you engrave or decorate a wide variety of materials, including metal, plastic, glass, ceramic, wood and leather
- Letter and number template makes etching words and numbers simple
- Replaceable carbide point gives you the power to engrave on most surfaces
- 6-Ft. power cord



### 6338DSB 29-PC. COBALT DRILL BIT SET

PRODUCT #	SIZE	PRODUCT #	SIZE
<b>6338DSB</b>	<b>29-PC. Cobalt Drill Bit Set</b>		
<b>6304DA</b>	1/16"	<b>6319DA</b>	19/64"
<b>6305DA</b>	5/64"	<b>6320DA</b>	5/16"
<b>6306DA</b>	3/32"	<b>6321DA</b>	21/64"
<b>6307DA</b>	7/64"	<b>6322DA</b>	11/32"
<b>6308DA</b>	1/8"	<b>6323DA</b>	23/64"
<b>6309DA</b>	9/64"	<b>6324DA</b>	3/8"
<b>6310DA</b>	5/32"	<b>6325DA</b>	25/64"
<b>6311DA</b>	11/64"	<b>6326DA</b>	13/32"
<b>6312DA</b>	3/16"	<b>6327DA</b>	27/64"
<b>6313DA</b>	13/64"	<b>6328DA</b>	7/16"
<b>6314DA</b>	7/32"	<b>6329DA</b>	29/64"
<b>6315DA</b>	15/64"	<b>6330DA</b>	15/32"
<b>6316DA</b>	1/4"	<b>6331DA</b>	31/64"
<b>6317DA</b>	17/64"	<b>6332DA</b>	1/2"
<b>6318DA</b>	9/32"	<b>6338MIB</b>	Index



### QCAS16 16-PC. QUICK CHANGE AUTO SET

- No need to rechuck when you want to change a bit
- Use the 2-1/2" or 6" quick change chuck to save time

PRODUCT #	DESCRIPTION	SIZE	SET
<b>QCAS16</b>	<b>16-PC. Quick-change Auto Set</b>		
<b>AHN1857571</b>	Quick-change Chuck	2-1/2"	•
<b>AHN1857572</b>	Quick-change Extension	6"	•
<b>93025</b>	#2 Phillips® Power Bit	3-1/2"	•
<b>93029</b>	#3 Phillips® Power Bit	3-1/2"	•
<b>93063</b>	#1 Phillips® Power Bit	6"	•
<b>93067</b>	#2 Phillips® Power Bit	6"	•
<b>93360</b>	T15 Torx® Power Bit	3-1/2"	•
<b>93361</b>	T20 Torx® Power Bit	3-1/2"	•
<b>93369</b>	T20 Torx® Power Bit	6"	•
<b>93370</b>	T25 Torx® Power Bit	6"	•
<b>93371</b>	T27 Torx® Power Bit	6"	•
<b>93372</b>	T30 Torx® Power Bit	6"	•
<b>AHN93037</b>	#2 Pozidriv® Power Bit	3-1/2"	•
<b>93761</b>	Socket Adapter	1/4"	•
<b>93784</b>	Socket Adapter	3/8"	•
<b>94732</b>	Magnetic Nutsetter	5/16"	•





**DCS380P1**  
20V MAX\* RECIPROCATING SAW KIT

**DCS380B** (TOOL ONLY)  
20V MAX\* RECIPROCATING SAW

- 4-Position blade clamp allows for flush-cutting and increased positional versatility with tool-free blade changes
- 1-1/8" Stroke length delivers a fast cutting speed
- Variable-speed trigger provides increased blade control and faster cut speeds
- Pivoting adjustable shoe extends blade life and allows depth of cut control
- Rubber over-molded comfort grip delivers optimal comfort and control
- Double oil-sealed shaft resists contamination and increases durability
- Strokes per minute: 0 - 3000

**INCLUDES:**

- (1) DCS380 Reciprocating Saw
- (1) 20V MAX\* XR® Li-Ion 5.0Ah Battery Pack
- (1) Charger
- (1) Kit Box



**DCGG571M1**  
20V MAX\* GREASE GUN KIT

**DCGG571B** (TOOL ONLY)  
20V MAX\* GREASE GUN

- Powerful motor delivers 10,000 max psi to power through clogged grease fittings
- High-volume pump pushes up to 5.0 oz/min high-flow applications
- Up to 16 cartridges per charge with a single 20V MAX\* Battery (4.0Ah)
- 42" Extra-long and flexible hose designed for reaching hard to access grease fittings
- Pump filter screen prevents dirt and contamination from clogging the pump mechanism

**INCLUDES:**

- (1) DCGG571B 20V MAX\* Grease Gun (Bare)
- (1) 20V MAX\* XR® Li-Ion 4.0Ah Battery Packs
- (1) Charger
- (1) Kit Box



**DCT414S1**  
12V MAX\* INFRARED THERMOMETER KIT

**DCT414B**  
12V MAX\* INFRARED THERMOMETER

- Non-contact temperature measurements (-20°F to 932°F) for ease of use over distance and accuracy
- LED Hot (red) and cold (blue) indicator for visual and/or audio alarm for quickly locating trouble spots
- Data storage for recording max, min, and average temperatures
- Adjustable emissivity improves accuracy for different materials

**INCLUDES:**

- (1) DCT414B IR Thermometer
- (1) DCB120 12V MAX\* Li-Ion Battery Pack
- (1) Charger
- (1) Kit Box



**DWP849X**  
**7"/9" VARIABLE-SPEED POLISHER**  
**WITH SOFT START**

- Powerful, 12-Amp, all ball-bearing construction for long life and performance
- Electronic module maintains specified speed under load delivering better finish results
- Conveniently located Variable-speed dial lets user set maximum speed from 0 - 600/3500 RPM for different materials and applications
- Variable-speed trigger allows user to control speed from 0 to dialed maximum setting
- Heat-treated, precision-cut steel gears for smooth operation
- Shields eliminate wool ingestion increasing tool life and reducing service costs
- Non-marring rubber gear case cover reduces imperfections and improves gripping surface

*\*Bonnet not included*

**DW4988**  
**7-1/2" WOOL POLISHING**  
**PAD WITH 1-1/2" PILE**

- For use with DWP849X



**DW4989**  
**7-1/2" WOOL/POLY-BLEND**  
**POLISHING PAD WITH**  
**1-1/2" PILE**

- For use with DWP849X



**DWE402**  
**4-1/2" SMALL**  
**ANGLE GRINDER**

**DWE402N**  
**4-1/2" SMALL ANGLE GRINDER**  
**WITH NO LOCK-ON**

- 11-Amp AC/DC 11,000 RPM motor provides excellent power to weight/size ratio
- Dust Ejection System<sup>®</sup> provides durability by ejecting damaging dust and debris particles that enter the tool
- Oversized brushes provide 2x brush life over previous model

**INCLUDES:**

- (1) DWE402 Grinder
- (1) 2-Position Side Handle
- (1) 4-1/2" One-Touch™ (T27) Guard



# SCAN TOOLS

## SCOUT™ SCAN TABLET



**STEERING  
WHEEL BRACKET**



**VOLTAGE CABLE**  
8' OBD II cable with  
voltage tester

### ET6250 SCOUT™ SCAN TOOL

- Complete bi-directional diagnostic platform for both OBD-I\* and OBD-II equipped domestic, Asian, and European vehicles
- High-resolution 7" optically-bonded touchscreen for visibility even in direct sunlight
- Enhanced hard drive and processor for seamless workflows
- 5MP camera with flash
- 8' OBD II cable with voltage readout
- Android 5.0 OS based software.
- Extremely fast boot time and Swift On function
- Wi-Fi and web browser allow full Internet access
- Bluetooth® connectivity
- Built-in training videos to learn scan tool and vehicle test procedures
- Customize data stream display, graph, and color for easy viewing
- AutoDetect™: alerts technician when repair information is available
- Ultra-fast Auto ID™ automatically identifies CAN in less than 5 seconds
- Deep Link, in-session access to Direct-Hit™ for Identifix® subscribers
- Lifetime warranty\*

#### INCLUDES:

- (1) ET6250 Android® Tablet
- (1) 8' OBD II Cable with Voltage Tester
- (1) Power Cable
- (1) 60-Day Free Identifix Trial for New Subscribers\*\*

\*OBD-I requires purchase of additional adapters.

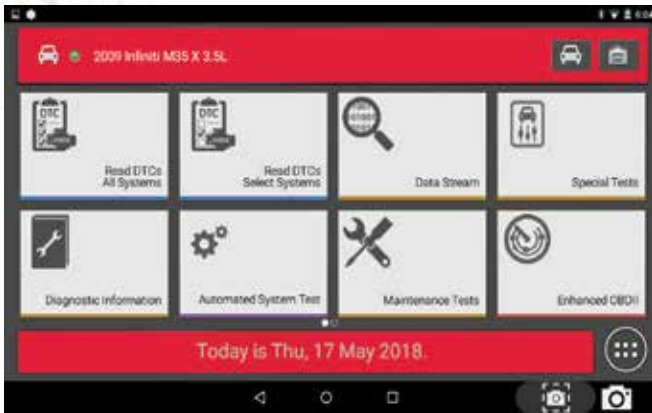
\*\*60-Day free trial, after which, subscription is required.



### ET6250-UPDS SCOUT™ 12-MONTH SUBSCRIPTION WITH LIFETIME HARDWARE WARRANTY

- Domestic, Asian, European vehicle coverage
- Provides 12-months of frequent and valuable updates for new coverage, coverage enhancements, repair information, application improvement
- Diagnostics for Life\*\* lifetime hardware warranty

\*\* Diagnostics for Life applies to existing and future purchasers of the Scout™. To qualify, simply maintain an active, uninterrupted diagnostics subscription.



### 7" TOUCH SCREEN

Easy-to-use touch screen navigation for all makes and models



### MODE 9 SUPPORT

True VIN identification for vehicles that support Mode 9 to make vehicle selection simple and accurate



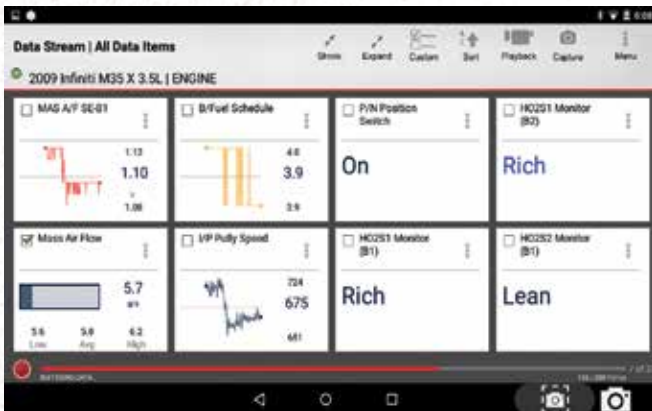
### DTC SCAN

Complete DTC Scan- select one module, all modules, or any combination



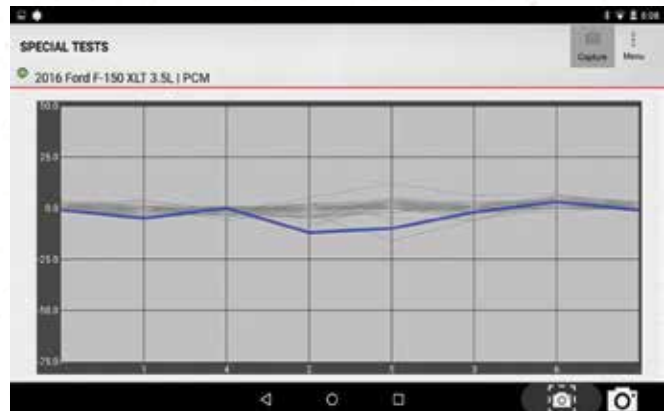
### QUICK LINKS

On-tool repair assets, plus quick links to repair information sources (*Internet connection required for quick links*)



### COMPARE MULTIPLE PIDS

View up to 16 data PIDs on one screen, or zoom in for greater details and graphing options



### POWER BALANCE

Powerful bidirectional capabilities, like Ford Power Balance



# SCAN TOOLS

## HANDHELD DIAGNOSTICS



PRODUCT #	ET110ANX	ET1210ANX	ET1305ANX	ET1510ANX
DTCs, Freeze Frame, Monitors, and MIL Status	•	•	•	•
Domestic and Asian ABS Codes and Definitions*	•	•	•	•
Live Engine Data Stream	•	•	•	•
Color Screen	•	•	•	•
Domestic and Asian SRS/Airbag Codes and Definitions*	•	•	•	•
Graph Live Data Stream Parameters		•	•	•
View Mode 6 Diagnostic Monitor Test Results		•		•
Displays Battery, Starting, and Charging Voltage		•		•
Mode 5 O2 Monitor Test Results		•		•
CodeConnect® - Over 26M Vehicle-specific DTC Fixes			•	•
Enhanced Powertrain Coverage for Domestic, and Asian			•	•
Ford OBD II On-Demand Tests (Injector buzz, KOEO, KOER, etc.)				•
Battery and Oil Light Reset				•
Code Criteria - Detailed Conditions Required for DTC				•
Calculates Vehicle Fuel Mileage Using MAF Data				•
Acronym Library - Defines Commonly Used Vehicle Acronyms				•
Describes Vehicle Component Locations				•
Drive Cycle Monitor - Current State of Readiness in Real-time				•
European SRS/Airbag Codes and Definitions*				•
ABS Enhanced Live Datastream for GM®, Ford® and Toyota®				•
Engine and Transmission Enhanced Live Datastream for GM® and Ford® Vehicles				•
EPB Caliper Retract for Most Audi®/VW® Vehicles				•
Brake Bleed Test for Ford®, GM®, Chrysler®, and Toyota®				•
Steering Angle Reset for GM® and Nissan® Vehicles				•
BMW Brake Zeroing Test (Resets Brake Pad Wear Sensor)				•

† Expand your coverage with in-app purchases

\* ABS Codes and Definitions for most 1996 and newer GM, Ford, Chrysler, Honda, Hyundai, Nissan and Toyota vehicles

• AIRBAG /SRS codes and definitions related to the Airbag warning light for most 1996 and newer GM, Ford, Chrysler, Honda, Hyundai, Nissan and Toyota vehicles

CodeConnect is a registered trademark of SPX Corporation | AutoID is a trademark of Auto ID, Inc.





**ET3420-HD  
HEAVY-DUTY SCAN TOOL**

- Read and clear diagnostic trouble codes
- Class 4 - Class 8 truck coverage featuring "Automatic Protocol Search"
- HD J1587 / J1708 and J1939 CAN, Engine, Transmission/ABS coverage and more
- Global OBD II Quick Test
- Gasoline and diesel engine coverage
- Live vehicle data - All SAE Standard Data Items on CAN bus:
- Engine speed and ECU temperature
- Percent acceleration pedal position
- Engine intercooler and coolant temperature
- Battery and alternator voltage
- Ambient and inlet air temperature

**INCLUDES:**

- (1) ET3420-HD Scan tool
- (1) 4 AA batteries
- (1) 6 Pin cable
- (1) 9 Pin cable
- (1) OBDII cable

**EM720T  
SMART DIGITAL  
MULTIMETER**

- No need to select AC or DC voltage, continuity, resistance, or frequency, tester selects the right setting automatically
- No need to calculate the value - amp value is shown directly with no risk of short circuit
- Backlit dual-line LCD screen provides more information (voltage and frequency in the same time)



**EM721  
DIGITAL MULTIMETER**

- Electric measure
- Advanced measure for sensor and actuators
- Conventional ignition test
- Temperature measure
- USB connected
- Display Count: 4,000
- True RMS
- Performs diode and continuity tests
- Pulse Width: 0.1 to 1999.9ms
- Autoranging
- Relative
- Min/Max/Average
- Adjustable trigger mode
- Analog Bar-Graph
- USB communication
- Backlit display



**EM720C  
SMART DIGITAL CLAMP  
MULTIMETER**

- No need to select AC or DC voltage or resistance, tester selects the right setting automatically
- The inductive amp clamp has a range of 1-600 amps
- CAT III rated at 600V
- Can display 2 readings at once



# ELECTRONICS

## TESTERS AND PROBES



### ET111X 6/12V CIRCUIT TESTER

- Circuit tester for 6V and 12V systems
- Heavy-duty coil cord extends to 12'
- Clear handle with stainless steel probe
- Permanently attached wire and spring strain relief in specially hardened molded
- Screw-on end cap for easy bulb replacement
- 18-Gauge clip with insulating boot



### ET113X 6/12V SUPER SLIM CIRCUIT TESTER

- Small, ergonomic design
- High intensity bulb
- Needle-sharp, stainless steel threaded probe
- Threaded probe enables use of other screw-on type accessories
- 15' High visibility cord lead



### ET114X 24/36V CIRCUIT TESTER

- Circuit tester for 24V and 36V systems
- Heavy-duty coil cord extends to 12'
- Clear molded handle with stainless steel probe
- Permanently attached wire and spring strain relief in hardened screw-on end cap for easy bulb replacement
- 18-Gauge clip with insulated boot



### ET112X 6/12/24V CIRCUIT TESTER

- Two-color LED circuit tester for 6/12/24V systems
- Heavy-duty coil extends to 12'
- Clear handle with stainless steel probe
- Circuit board comes with two LEDs: one red LED to verify the tool is hooked up correctly and the other that lights either red or green to indicate a voltage or ground connection



### IT80400 HIGH ENERGY IGNITION TESTER

### IT80500 STANDARD IGNITION TESTER

- Safely check spark on any ignition system
- Sealed chamber reduces the risk of fires around high pressure fuel injection systems or marine use



### ET96019 ADJUSTABLE IGNITION SPARK TESTER

- Adjustable gap allows for different spark gap requirements of different ignition systems, from 0 to 40,000V
- Screw assembly adjusts spark gap
- Gauge background
- Alligator clip



### ET96074 3 X 10' RETRACTABLE TEST LEADS WITH MAGNET



### ET95923 EASY ACCESS BACK PROBES

- Perfect for connecting to fuel injectors, MAP, and TPS sensors

#### INCLUDES:

- (2) 1/32" Back Probe Pins (Yellow)
- (2) 1/32" Back Probe Pins (Green)
- (2) 1/32" Back Probe Pins (Red)
- (2) 1/32" Back Probe Pins (Blue)







**PWPPP3LS01**  
**POWER PROBE® III**  
**AND LEAD SET KIT**

**INCLUDES:**

- (1) PWPPP319FTC  
Power Probe® III
- (1) PWPPPLS01  
Power Probe® Lead Set

**PWPPP319FTC**  
**POWER PROBE® III**

- Heavy-duty wiring to withstand the toughest repair shop wear and tear
- Audio signals indicates positive and negative
- Bad ground and short circuit indicator
- Continuity and component tester
- Input resistance 100KΩ - Input current @12V 0.12ma @24v 0.24ma



**PWPPPMT**  
**POWER PROBE® MICRO TORCH**

- Small in size and big on features, lightweight and easy-to-use
- Diamond-knurled grip and all metal housing are tough and durable
- Compact to fit in your toolbox but large enough to get the job done
- Soldering; light brazing; stubborn fasteners; plastic forming; cutting tool; jewelry repair; arts and crafts; lighting BBQs, fireworks, candles, pilot lights, etc.



**PWPPPSK**  
**POWER PROBE® SOLDER KIT**

- Easy start electronic ignition
- Converts into a torch in seconds
- Butane powered - no cords or batteries
- Adjustable temperature control
- Multiple tips for shrink wrapping, hot-air injection, cutting, and soldering
- Refills in seconds
- Maximum torch temp- 2500°F
- Maximum soldering temp - 950°F
- 120W, 580 BTU

**INCLUDES:**

- (1) Torch
- (1) Solder Tip
- (1) Heat Injection Tip
- (1) Heat Shield for Shrink Tubing
- (1) Blow-Molded Case with Organizer



**TT7750**  
**WIRE TERMINAL TOOL KIT**

- Set of three terminal tools and handle for removing wires from terminals without damage
- Terminal tools work on conventional, Pack-Con, and Weather-Pack terminals found on many GM vehicles
- New blue terminal tool fits many Ford applications
- The handle slips over the probes to protect the technician's hand and provide extra leverage
- All terminal tools are available individually skin-packed



# LIGHTING

## WORKLIGHTS AND INSPECTION



### **SPL1500M** **PRO EYE™ 1500-LM RECHARGEABLE/ CORDED COB LED AREA LIGHT**

- High power Chip-On-Board (COB) LED provides three adjustable-lm output: 500/1000/1500-lm
- Foamed PU bumper for impact protection
- 180° rotating bracket with magnet and anti-slipping rubber pad
- 12.6V 1.3A UL listed charger with 5M 18/2 SJTOW cord for exible use
- 11.1V 2600mAh Li-ion rechargeable battery provides a run time on low of eight hours, and on high of two and a half hours
- Charge time from a complete discharged battery: 2-3 hours
- IP67 Dust and water resistant
- CSA approved



### **TL98813** **RECHARGEABLE HYBRID WORKLIGHT**

- Polycarbonate casing with TPE textured coating
- High output flashlight head rated up to 240lm
- Super-high output worklight rated up to 950lm on high/550lm on low



### **ASL500M** **PRO STICK+™ RECHARGEABLE COB LED ARTICULATING SLIM LIGHTS**

- Front Chip-On-Board (COB) LED has two power settings
- Rechargeable Li-ion battery
- 360° Rotating hanging hook and magnet on the bottom of light for two hands-free options
- Protective removable diffuser sleeve has magnets on top for picking up small items *(Only for ASL700M)*



### **TL60096** **BLUETOOTH® SPEAKER/CHARGER**

- Two 5-watt speakers and two bass baffles combine for a great portable music experience
- Recharges TL98813 Twin Torch Light (not included)

PRODUCT #	BATTERY TYPE	LIGHT OUTPUT	RUN TIME
<b>ASL200M</b>	750mAh Li-Ion	200 H - 50 L	2 H - 6 L
<b>ASL500M</b>	2,600mAh Li-Ion	500 H - 200 L	2.5 H - 5 L
<b>ASL750M</b>	5,200mAh Li-Ion	750 H - 350 L	3 H - 5.5 L



**FL431A(R,O,G,B)  
RECHARGEABLE  
PRO LED FLASHLIGHT**

- Tough aluminum housing is anodized inside and out for corrosion resistance
- Multi-switch for low and high modes
- High-impact polycarbonate lens



**FL432(R,O,G,B)  
2AAA PRO LED PEN LIGHT**

- High-output LED is rated up to 70-lm and up to 100,000 hours of continuous service
- Tough aluminum housing is anodized inside and out for corrosion resistance
- High-impact polycarbonate lens



**PL110A  
110-LM AAA PEN LIGHT**

- Powerful and compact 110-lm LED pen light
- Provides useful illumination up to 150 ft (48m)
- Up to 3.5 hours runtime



**STL500MR  
PRO STICK™ 500-LM  
RECHARGEABLE COB LED  
ULTRA SLIM LIGHT**

- High-power Chip-On-Board (COB) LED provides 500-lm on high, 250-lm on low, non-constant current
- Hanging hook with magnet on the back
- IP54 Dust and water resistant
- CSA approved



**TLL4400  
RECHARGEABLE COB LED  
CORDLESS SHOP LIGHT**

- Molded handle grip and lens edge guard allow for better protection
- Durable polycarbonate high-strength hook
- Swivel hook keeps light on subject, not in your eyes

**INCLUDES:**  
 (1) 12V DC  
 (1) 120V AC Charger



**TL98268-(R,O,G)  
CORDLESS RUBBERIZED  
LED WORKLIGHT**

- High-impact polycarbonate lens and housing with textured coating
- Magnetic base allows hands-free use
- Multiple switch: Flood worklight low/high - Flashlight beam

**INCLUDES:**  
 (2) 3.6 V Rechargeable Li-ion Battery Packs  
 (1) UL AC Wall Charger  
 (1) 12V Power Outlet Charger

**TL98795-(R,O,G)  
10-PK. COVER FOR TL98268**

PRODUCT #	BATTERY TYPE	BEAM DISTANCE	IMPACT RESISTANCE	LIGHT OUTPUT	RUN TIME	WATER RESISTANCE
<b>STL500MR(A,R,G,O)</b>	1,750mAh Li-Ion	-	-	500 H - 250 L	2 H - 5 L	1Px4 Rating
<b>TLL4400</b>	4,400mAh Li-Ion	15m	1m	450 H - 250 L	4 H - 7 L	1Px4 Rating
<b>TL98813(A,R,G,O)</b>	Li-Ion	206m	1m	950 H - 550 L	2.5 H - 4.5 L	1Px4 Rating
<b>TL98268-(R,G,O)</b>	Li-Ion	-	-	200 H - 100 L	2 H - 3.5 L	1Px4 Rating



# PAINT AND BODY

## TOOLS AND ACCESSORIES

**MHTC2**  
2-1/4"

**MHTS2**  
3-1/2"

**MHTE2**  
1-1/4"

### TELESCOPING ROUND INSPECTION MIRROR

- Stainless steel telescoping shaft with cushion-grip handle
- All angle ball joint

### SUPER-STRENGTH MAGNETIC PICK-UP TOOLS

PRODUCT #	COMPACT LENGTH IN. / MM	EXTENDED LENGTH IN. / MM	LIFT POWER LBS.
<b>MHT1</b>	6-5/8" / 168.3	33-1/4" / 844.6	2
<b>MHT2</b>	6-5/8" / 168.3	33-1/4" / 844.6	5
<b>MHT3</b>	6-3/4" / 171.5	30-1/4" / 768.4	10
<b>MP28X</b>	5-5/16" / 134.9	23-3/16" / 589	3-1/2

**OC707**  
**16-OZ. OILER WITH FLEXIBLE SPOUT**

- Tin-coated steel interior prevents corrosion
- Flexible spout provides access in hard-to-reach areas
- 16-oz. Capacity

**OC630**  
**16-OZ. PISTOL GRIP OILER WITH RIGID SPOUT**

- Tin-coated steel interior prevents corrosion
- 16-oz. Capacity





### WATERBORNE COMPLIANT HVLP FULL-SIZE GRAVITY SPRAY GUNS

- Well-balanced and lightweight
- Comes complete with 600cc aluminum cup with lid
- Air Inlet - 1/4 NPS male
- Fluid Inlet - 3/8"
- Inlet air pressure - 29 psi

PRODUCT #	AIR CONSUMPTION CFM	APPLICATIONS	FLUID TIP MM
<b>SG1300-13</b>	6.8	Base Coat - Clear Coat High Solids	1.3
<b>SG1300-14</b>	6.9	Clear Coat - Medium Solids	1.4
<b>SG1300-15</b>	6.1	Single Stage - High Solids Primer	1.5
<b>SG1300-18</b>	6.1	Acrylic Enamel - High Build Primer	1.8



### AB16PA CYCOLAC PLASTIC SPEED FILE

- High-quality, easy-to-use sander file
- Features balanced hand grips
- Lightweight
- 50% Faster cutting action
- Uses 2-3/4" x 17-1/2" standard abrasives
- Overall Length: 17-1/2" (444.5mm)



### BT753B ADJUSTABLE FILE HOLDER

- Top quality file holder for 14" body files
- Turn buckle design permits flexing
- Rotating handle designed for right or left hand use




### BFT1316 PAINT DE-NIBBER FILE

- The ideal tool for drips, runs, and errors in your otherwise perfect paint job
- Hardened file with two faces in an ergonomically designed rubber grip
- Handle securely holds the mini-file in proper position
- Easily flipped from course to fine
- Course cut side for fast cutting
- Fine cut side for finishing



### HSP396 5" RUBBER SANDING BLOCK

- Rubber flat bottom, 2-3/4" x 5", uses standard 3" x 8" abrasive paper
- Molded nails secure paper on each end



### SB2D DOUBLE DENSITY SANDING BLOCK

- Gray side is soft and pliable for sanding irregular surfaces; black side is stiff for faster sanding on curved surfaces
- Size: 2-1/2" x 5" x 5/8"



# PAINT AND BODY

## TOOLS AND ACCESSORIES



### **HG150** **ECONOMY HEAT GUN**

### **HG1500K** **VARIABLE TEMPERATURE HEAT GUN KIT**

- Variable temperature and cool air stage for maximum versatility
- Ergonomic design with soft grip handle for comfortable long-term use
- Three-stage airflow switch – cool/low/high for maximum user control
- Reinforced heating element
- Heat Output (Variable): 140 - 1050°F
- Output Voltage: 1,400W

#### **INCLUDES:**

- (1) Spreader
- (1) Reflector Nozzles
- (1) Heavy-Duty Carrying Case



### **PS15-KIT** **PROFESSIONAL HAND PLIERS RIVET TOOL KIT**

- Robust aluminum casting and vanadium steel handle design
- Setting capacity: aluminum rivets up to 3/16" [4.8 / 5.0mm] body diameter
- Rivet retaining handle design for one-hand operation
- Supplied with nosepieces for 3/32", 1/8", 5/32", and 3/16" [2.4mm, 3.2mm, 4.0mm, and 4.8mm] rivets
- Supplied nosepiece wrench

#### **INCLUDES:**

- (2) Nosepieces for 3/32 - 3/16" [2.4 - 4.8mm] Rivets
- (2) Jaws for 3/32 - 3/16" [2.4 - 4.8mm]
- (1) Jaw Pusher Spring for 3/32 - 3/16" [2.4 - 4.8mm]
- (200) Assorted Rivets
- (60) Back-Up Plates



### **UPT100-SET** **5-PC. PLASTIC** **MOLDING/TRIM REMOVER**

- Great tools for trim work and plastic upholstery fasteners
- Use with ease and without scratching the body panel or interior molding



### **L81200** **3-PC. PLASTIC CHISEL SET**

- One-piece, high-impact plastic chisels used to remove stick-on weights from aluminum wheels and gaskets without marring
- Blades can be resharpened

#### **INCLUDES:**

- (1) L1S81210 - 3/4" Blade
- (1) L81220 - 1" Blade
- (1) L81230 - 1-1/2" Blade



**BTS7W**  
**7-PC. WOODEN HANDLE**  
**AUTO BODY REPAIR TOOL SET**

**BTS7F**  
**7-PC. FIBERGLASS HANDLE**  
**AUTO BODY REPAIR TOOL SET**

- Drop-forged hardened steel
- Machined and polished work surfaces
- Meets ASME/ANSI standards
- Hardened steel machined, and polished large round work surface

**INCLUDES:**

- (1) **BT1036DS** - Light Dinging Spoon
- (1) **BT1058TD** - Toe Dolly
- (1) **BT1059HD** - Heel Dolly
- (1) **BT1060GPD** - General Purpose Dolly
- (1) Blow-Molded Case

PRODUCT #	DESCRIPTION	SET
<b>BTS7W</b>	<b>7-PC. Wooden Handle Auto Body Repair Tool Set</b>	
<b>BTS7F</b>	<b>7-PC. Fiberglass Handle Auto Body Repair Tool Set</b>	
<b>BT1036DS</b>	Light Dinging Spoon	• •
<b>BT1058TD</b>	Toe Dolly	• •
<b>BT1059HD</b>	Heel Dolly	• •
<b>BT1060GPD</b>	General Purpose Dolly	• •
<b>BTH153CRF</b>	Fiberglass Handle Curved Chisel Hammer	•
<b>BTH153CR</b>	Wooden Handle Curved Chisel Hammer	•
<b>BTH164UPF</b>	Fiberglass Handle Utility Pick Hammer	•
<b>BTH164UP</b>	Wooden Handle Utility Pick Hammer	•
<b>BTH162SF</b>	Fiberglass Handle Shrinking Hammer	•
<b>BTH162S</b>	Wooden Handle Shrinking Hammer	•



**BTS4W**  
**4-PC. WOODEN HANDLE**  
**AUTO BODY REPAIR TOOL SET**

**BTS4F**  
**4-PC. FIBERGLASS HANDLE**  
**AUTO BODY REPAIR TOOL SET**

- Drop-forged hardened steel
- Machined and polished work surfaces
- Meets ASME/ANSI standards
- Hickory handle with lacquer finish, hardened steel machined, and polished large round work surface

**INCLUDES:**

- (1) **BT1036DS** - Light Dinging Spoon
- (1) **BT1058TD** - Toe Dolly
- (1) Blow-Molded Case

PRODUCT #	DESCRIPTION	SET
<b>BTS4W</b>	<b>4-PC. Wooden Handle Auto Body Repair Tool Set</b>	
<b>BTS4F</b>	<b>4-PC. Fiberglass Handle Auto Body Repair Tool Set</b>	
<b>BT1036DS</b>	Light Dinging Spoon	• •
<b>BT1058TD</b>	Toe Dolly	• •
<b>BTH153CRF</b>	Fiberglass Handle Curved Chisel Hammer	•
<b>BTH153CR</b>	Wooden Handle Curved Chisel Hammer	•
<b>BTH158GPF</b>	Fiberglass General Purpose Hammer	•
<b>BTH158GP</b>	Wooden Handle General Purpose Hammer	•
<b>BTH14HRA</b>	14" Round Handle-New Style	
<b>BTH14RH</b>	Body Hammer Replacement Handle	



# PAINT AND BODY

## TOOLS AND ACCESSORIES



### **UTS024A** 6-PC. UPHOLSTERY AND TRIM SET

### **UTS036A** 2-PC. SMALL UPHOLSTERY TOOL SET

- **UT026A** "V" notch and **UT027A** "U" notch upholstery tools handle all styles of clips
- **UT028A** "U" notch and **UT029A** "V" notch small trim and tack tools remove trim, molding, and emblems
- **UT031A** upholstery tucking tool for tucking head liners and seat cushions has rounded edges to protect material from damage
- **UT018A** removes hinged side door panels
- Wide blades which are less likely to damage painted and upholstered surfaces
- Ergonomic design handles with thumb stop for maximum control

PRODUCT #	DESCRIPTION	SET
<b>UTS024A</b>	<b>6-PC. Upholstery and Trim Set</b>	
<b>UTS036A</b>	<b>2-PC. Small Upholstery Tool Set</b>	
<b>UT018A</b>	Reversed Door Panel Tool	•
<b>UT026A</b>	Ergo "V" Panel Clip Tool	•
<b>UT027A</b>	Ergo "U" Panel Clip Tool	•
<b>UT028A</b>	Small Ergo "U" Panel Clip	• •
<b>UT029A</b>	Small Ergo "V" Panel Clip	• •
<b>UT031A</b>	Upholstery Tucking Tool	•



### **PUSH PIN/TRIM CLIP PLIERS**

- Designed for easy fastener removal while helping to prevent damage to fasteners and body panels
- Angled head for leverage when prying

**L41090** - 90° Trim Clip Pliers

**L42430** - 80° Push Pin Pliers

**L42480** - Panel Clip Removal Pliers



### **HC1175** HOLE CUTTER KIT

- Hole cutter for use on steel, sheet metal, wood, and plastic

PRODUCT #	DESCRIPTION	SIZE	SET
<b>HC1175</b>	<b>Hole Cutter Kit</b>		
<b>HC104</b>	Hole Cutter	5/16"	•
<b>HC108</b>	Hole Cutter	3/8"	•
<b>HC112</b>	Hole Cutter	7/16"	•
<b>HC116</b>	Hole Cutter	1/2"	•
<b>HC120</b>	Hole Cutter	9/16"	•
<b>HC124</b>	Hole Cutter	5/8"	•
<b>HC132</b>	Hole Cutter	3/4"	•
<b>HC083</b>	Pilot	-	•
<b>HC088</b>	Arbor with Spring and Pilot	-	•
<b>BLR11655</b>	Stop Washer	Large	•
<b>BLR11656</b>	Spacer Washer	Small	•







**BRD129MA**  
**RACE BEARING AND SEAL DRIVER SET**

- Nine discs for most popular bearing sizes
- Comes in a sturdy blow-molded case



**L39000**  
**PULLEY PULLER/INSTALLER**

- Removes and installs pressed-on power steering, alternator, and air pump pulleys
- Puller body completely houses the pulley hub to prevent slipping
- Fits most domestic models including GM® 3.1 and Quad 4 engines
- Works on traditional V-shaped pulleys and serpentine belt system pulleys



**TP1330B**  
**13-PC. MASTER HARMONIC BALANCER INSTALLER SET**

- Covers almost every car and light truck application – old, or new
- Installs drive pulleys or harmonic balancers that are press-fitted onto the crankshaft
- The heavy-duty 7/8" diameter forcing screw has internal threads to fit the threaded adapters



**SBT590**  
**RATCHETING SERPENTINE BELT SET**

- Ratcheting head with freewheel position allows maximum leverage
- Comes with extension for hard-to-reach belt tensioners
- This tool will work where conventional ratchets or breaker bars won't fit



**SBT59800**  
**MASTER SERPENTINE BELT SET**

- Fits belt tensioners requiring 13mm, 14mm, 15mm, 16mm, 18mm hex, and both 1/2" and 3/8" square drive sizes
- 13mm and 16mm; Sockets are built into the handle
- Covers most domestic and some import applications

PRODUCT #	DESCRIPTION	SIZE MM	SET
<b>SBT59800</b>	<b>Master Serpentine Belt Set</b>		
<b>SBT590</b>	<b>Ratcheting Serpentine Belt Set</b>		
<b>SBT57400-450</b>	Replacement Socket	18	• •
<b>SBT57950-16</b>	Replacement Socket	16	• •
<b>SBT57400-440</b>	Replacement Socket	15	• •
<b>SBT57950-14</b>	Replacement Socket	14	• •
<b>SBT57400-500</b>	Replacement Socket	13	• •
<b>SBT57560</b>	1/2" Square Drive Socket	-	• •
<b>SBT57400-530</b>	3/8" Square Drive Socket	-	• •
<b>SBT57950-SX</b>	Short Extension Bar	-	• •
<b>SBT590-2</b>	Adapter	19	• •
<b>SBT590-3</b>	Ratcheting Handle with Grip	-	• •
<b>LIS59780</b>	Handle with Grip	-	•



# WELDING AND CUTTING

## WELDING PROTECTION



**WH90749**  
**AUTO-DARKING**  
**WELDING HELMET**



**WH90750**  
**LARGE WINDOW AUTO-DARKING**  
**WELDING HELMET WITH GRIND MODE**



**WH90753**  
**AUTO-DARKING WELDING**  
**HELMET WITH GRIND MODE**

PRODUCT #	LIGHT STATE	DARK STATE	VIEWING AREA MM	NUMBER OF SENSORS	SWITCH TIME MS
<b>WH90749</b>	DIN 4	DIN 9-13	92 x 42	2	0.1 ms to 0.8 delay
<b>WH90750</b>	DIN 4	DIN 9-13	99 x 67	4	0.1 ms to 0.8 delay
<b>WH90753</b>	DIN 4	DIN 9-13	92 x 42	2	0.1 ms to 0.8 delay



**3M 7192 - MEDIUM**  
**3M 7193 - LARGE**  
**3M™ 5000 SERIES RESPIRATORS**

- NIOSH approved for respiratory protection against certain organic vapors and particulates
- Disposable model helps reduce maintenance issues for greater convenience
- Multi-purpose respirator assembly works in a variety of workplace applications
- Half facepiece design is ideal for intermittent use

**3M 7194**  
**3M™ 5000 SERIES**  
**REPLACEMENT FILTERS**

- Case Quantity: 100
- Connection Type: Bayonet
- Gas & Vapor Protection Type: Particulates
- Height: 3.4 Inch
- Length: 4.2 Inch





### MIG WELDING GLOVES

- Premium leathers provide increased dexterity versus low-quality leathers
- Ribbed sure-fit cuff
- Reinforced palm pattern
- Double-stitched seams for additional strength

**MACWELD-MIG-L** L  
**MACWELD-MIG-XL** XL  
**MACWELD-MIG-XXL** XXL



### STICK WELDING GLOVES

- Extended cuff design for additional forearm protection
- Seamless index finger
- Premium leathers provide increased dexterity versus low-quality leathers
- Reinforced palm pattern

**MACWELD-STK-L** L  
**MACWELD-STK-XL** XL  
**MACWELD-STK-XXL** XXL



### TIG WELDING GLOVES

- Flexible and form-fitting
- Easy On/Off cuff design
- Seamless index finger
- Premium leather construction
- Synthetic FR padded knuckle protection
- Extended cuff for protection

**MACWELD-TIG-L** L  
**MACWELD-TIG-XL** XL  
**MACWELD-TIG-XXL** XXL



**S3208**  
**GAS WELDING AND**  
**BRAZING SPECTACLES**



### FABRICATOR GLOVES

- Premium goatskin palm
- Heat-resistant Cut-2 palm
- FR-Infused silicone back of hand
- Adjustable cuff enclosure
- Padded knuckle impact protection
- ANSI A2 cut resistance

**MACFAB-M** M  
**MACFAB-L** L  
**MACFAB-XL** XL  
**MACFAB-XXL** XXL



# SHOP ACCESSORIES

## SAFETY PROTECTION



### M-PACT GLOVES

- High impact PORON XRD padded palm protection
- Rubberized grip on thumb, index finger, and palm
- Sonic welded molded rubber knuckles and fingers
- Moisture wicking Trek-Dry top to keep hand cool and dry
- Excels in high-impact applications where precise control is required

<b>MACMPT52M</b>	<b>M</b>
<b>MACMPT52L</b>	<b>L</b>
<b>MACMPT52XL</b>	<b>XL</b>
<b>MACMPT52XXL</b>	<b>XXL</b>



### S3200 BLACK FRAME CLEAR LENS GENESIS EYE- WEAR

- Designed for all-day comfort
- Impact resistant



### S3970D STEALTH OTG GOGGLES

- Ideal for impact, dust airborne particles
- Perfect for grinding and sanding
- Dura-streme coated lens for anti-fog and anti-scratch



### QM24+ EAR PROTECTORS

- Lightweight extra-wide cups
- Slide adjustable headband
- Meets ANSI S3.19 standards
- NRR: 22 in the over-the-head position



### QB2HYG HEARING PROTECTORS

- Noise Reduction Rating (NRR) is 25 dB when used as directed
- One set of replacement pads

## SEATS AND CREEPERS



### **CR3000Z** **FOLD-UP CREEPER SEAT**

- Full size 40" creeper converts to a sturdy 18" padded seat in seconds
- Six 3" polyurethane wheels roll smoothly and easily over unstable surfaces
- Weighs only 19 lbs. - Holds up to 450 lbs.
- 3" Ground clearance

### **CR951** **PLASTIC CREEPERS**

- Resistant to solvents, grease, and fuels
- Dimensions: 38" x 17-1/2" x 4"
- Ground clearance: 7/8"
- Weight: 10 lbs.

#### **OPTIONAL COLORS:**

- |                |                |
|----------------|----------------|
| CR921 - Red    | CR931 - Yellow |
| CR941 - Blue   | CR951 - Black  |
| CR961 - Orange | CR971 - Green  |



### **CR1013** **MULTI-PURPOSE STOOL**



# SPECIALTY TOOLS

## TOOLS AND ACCESSORIES



### SWIVEL NO-SLIP OIL FILTER WRENCH

- Stainless steel band with permanently bonded textured coating

PRODUCT #	APPLICATIONS	FILTER SIZE
<b>L57010</b>	X-Small Filters	2-3/8" - 2-5/8"
<b>L57020</b>	Small Filters	2-7/8" - 3-1/4"
<b>L57030</b>	Standard Filters	3-1/2" - 3-7/8"
<b>L57040</b>	Large Filters	4-1/8" - 4-1/2"



### L60200 HEAVY-DUTY STRAP WRENCH

- A heavy-duty, heat-treated alloy steel yoke and strong web strap
- Use with 1/2" drive ratchet or breaker bar to remove filters up to 6-1/2"
- 3-5/8" Long yoke fits into tight areas



### HEAVY-DUTY OIL FILTER WRENCHES

- Use with 1/2" square drive ratchet or breaker bar

PRODUCT #	APPLICATIONS	FILTER SIZE
<b>OFH2320B</b>	Full Size Trucks and Vans	4-1/8" - 4-21/32"
<b>OFH2321B</b>	Full Size Trucks and Vans	4-21/32" - 5-5/32"
<b>OFH2322B</b>	HD Equipment	5-5/32" - 5-21/32"



### OFH245C ADJUSTABLE OIL FILTER PLIERS

- Covers filters from 2" to 4-1/4" diameter
- Three contact points
- Made of forged alloy steel with heavy-duty textured grips



### OFKIT5PC 5-PC. OIL FILTER CUP WRENCH SET

- Filter cup wrenches will service 98% of the cars sold in the USA
- Made of super-strong nylon fiber composite that will withstand more torque than conventional metal filter wrenches
- Metal insert in wrench for strength

#### INCLUDES:

OF-B	65/67mm	14 Flutes
OF-I	74/76mm	15 Flutes
OF-J	76mm	14 Flutes



### OFS7-SET 7-PC. LOW PROFILE OIL FILTER SOCKET SET

PRODUCT #	SIZE IN. / MM	APPLICATIONS	SET
<b>OFS7-SET</b>	<b>7-PC. Low Profile Oil Filter Socket Set</b>		
<b>LIS14600</b>	1-1/8" / 29	Dodge® Cummins® fuel filter	•
<b>OFS145</b>	/ 35/36	Ford® 6.0L Diesel fuel and oil filter housings, Mini Cooper® and BMW® oil filter housings, Mack® Truck oil filter housing	•
<b>OFS147</b>	1-1/4" / 32	GM® Ecotec 2.0L, 2.2L, 2.4L 4-cylinder oil filter housing, Chevrolet® HHR 2.4L oil filter housing and some Saturn® and SAAB®	•
<b>LIS13290</b>	/ 28	2010-2018, 6.7L Dodge Cummins fuel filter cannister	•
<b>LIS13320</b>	/ 27	'03 and later Mercedes® 1.8L, Smart and some VW®	•
<b>LIS13280</b>	/ 25	Fleetguard Filter on Motorhomes, Buses, and Some Medium Size Trucks with Cummins Engine. Also Some K&N Filters	•
<b>LIS13310</b>	/ 24	Cadillac® and some BMW®	•





**L24970**  
**16-PC. SPILL-FREE**  
**COOLANT FUNNEL KIT**

- Clear funnel allows a quick visual check of coolant from across the shop
- Colored adapters for quick identification
- Eliminates trapped air pockets
- Enables unattended filling of the cooling system
- Fits most domestic and import cars and light trucks



**SD5006B**  
**FLEXIBLE FUNNEL**

- Made from Nitrile Butadiene Rubber (NBR) for superior strength
- Can be molded into different shapes
- Safe for use with engine oil, brake fluid, ATF, and coolant
- Acceptable temperature range: -31°F and 221°F (-35°C and 105°C)



**L17232**  
**RIGHT ANGLE FUNNEL**

- 10" Tall translucent funnel with a 6-3/4" offset from center of mouth to center of spout for hard-to-reach applications
- The funnel mouth is 3.5" O.D. and the spout is .7" O.D.

**SD1270S8**  
**8-PC. OIL FUNNEL SET**

A threaded funnel stays seated and sealed without leaking as you replace the oil. The inner valve cover baffles are so close to the fill hole on vehicles that most funnels won't fit without toppling over.

PRODUCT #	DESCRIPTION	SET
<b>SD1270S8</b>	<b>Oil Funnel Kit</b>	
<b>SD1270T02</b>	Red Upper Funnel	•
<b>SD1270T3</b>	Subaru® Funnel Adapter	•
<b>SD1270T2</b>	Toyota® Funnel Adapter	•
<b>SD1270H01</b>	Honda® Funnel Chamber	•
<b>SD1270T01</b>	Toyota® Funnel Chamber	•
<b>SD1270CS01</b>	Chrysler® Funnel Chamber	•
<b>SD1270FR01</b>	Ford® Funnel Chamber	•
<b>SD1270GM01</b>	GM® Funnel Chamber	•



# SPECIALTY TOOLS

## TOOLS AND ACCESSORIES



**SPK9-SET** (NOT SHOWN)  
**9-PC. MULTI-LENGTH SPARK PLUG SOCKET SET**

**SPK13-SET**  
**13-PC. MULTI-LENGTH SPARK PLUG SOCKET SET**

- Three different sizes and three different configurations most commonly used when working with spark plugs: 9/16", 5/8", and 13/16" sizes in standard, universal, and extra deep styles
- Highly chromed finish for easy clean up and long lasting corrosion protection
- Each socket is knurled for easy turning by hand

PRODUCT #	SIZE (MM)	SET
<b>SPK13-SET</b>	<b>13-PC. MULTI-LENGTH SPARK PLUG SOCKET SET</b>	
<b>SPK9-SET</b>	<b>9-PC. MULTI-LENGTH SPARK PLUG SOCKET SET</b>	
<b>SC14MMR</b>	Spark Plug Socket 14mm	•
<b>SC177RTW</b>	Thin-Wall Spark Plug Socket 16mm	•
<b>SC1832R</b>	Spark Plug Socket 9/16"	• •
<b>SC2032R</b>	Spark Plug Socket 5/8"	• •
<b>SC214MMRTW</b>	Thin-Wall Spark Plug Socket 14mm - 12-PT.	•
<b>SC2632R</b>	Spark Plug Socket 13/16"	• •
<b>SCD1832RD</b>	Extra Deep Spark Plug Socket 9/16"	• •
<b>SCD2032RD</b>	Extra Deep Spark Plug Socket 5/8"	• •
<b>SCD2632RD</b>	Extra Deep Spark Plug Socket 13/16"	• •
<b>SCU14MMR</b>	Universal Spark Plug Socket 14mm	•
<b>SCU1832R</b>	Universal Spark Plug Socket 9/16"	• •
<b>SCU2032R</b>	Universal Spark Plug Socket 5/8"	• •
<b>SCU2632R</b>	Universal Spark Plug Socket 13/16"	• •



**FG26**  
**SPARK PLUG GAPPER**

- Range from .020 to .100
- .002 increments
- Metric equivalents
- Side wire adjuster



**SP12M**  
**STAINLESS STEEL HEAVY-DUTY SEAL PULLER**

- Ergonomic grip design
- Solid forged body
- Two hook tips



**FG4450**  
**SPARK PLUG GAP GAUGE WITH HANDLE**

- Pocket-clip feature
- Full range coverage for all spark plug gapping requirements from .020 to .080
- Metric gapping scale shown on reverse side that covers 0.6mm to 2.0mm
- Tool includes a recess specifically designed to adjust electrodes



**SP700A**  
**30° BEND SPARK PLUG BOOT PULLERS**

**SP600A**  
**70° BEND SPARK PLUG BOOT PULLERS**

- Allows for easier access to the boot
- Custom handle making it easier to grip





**FIT1200MS  
FUEL INJECTION TEST KIT**

- Includes all items necessary for checking the fuel injection system pressures on most domestic and foreign cars
- Large 3-1/2" gauge 0-145 PSI and 2-1/2" gauge 0-15 PSI
- All adapters, gauge heads, and hose assemblies feature a quick coupling system
- Comes complete with rubber gauge protectors on both gauges, instructions, and blow-molded case with easy identification marked on case and parts



**FIT810B  
BASIC FUEL INJECTION TEST KIT**

- Includes adapters to service many domestic, Japanese, and marine applications
- Includes both GM® and Ford® test port fittings, in-line and end-of-line hose connections, and fuel bolt sizes 6mm-12mm
- All adapters and gauge heads have quick disconnect fittings for ease of use



**MASTER AND ANGLED DISCONNECT AND  
A/C FUEL LINE DISCONNECT SETS**

PRODUCT #	SIZE	DESCRIPTION	SET
<b>MD4000</b>	<b>Master Disconnect Set</b>		
<b>DS410</b>	5/16"	Angled Disconnect - Yellow	•
<b>DS420</b>	3/8"	Angled Disconnect - Blue	•
<b>LIS39430</b>	1/2"	Angled Disconnect - Red	•
<b>LIS39440</b>	5/8"	Angled Disconnect - Green	•
<b>LIS39450</b>	3/4"	Angled Disconnect - Orange	•
<b>LIS39460</b>	7/8"	Angled Disconnect - White	•
<b>LIS37010</b>	7/8"	Disconnect Tool	•
<b>LIS37020</b>	3/4"	Disconnect Tool	•
<b>LIS37030</b>	5/8"	Disconnect Tool	•
<b>LIS37040</b>	1/2"	Disconnect Tool	•
<b>L37050</b>	3/8"	A/C Fuel Line Disconnect Tool	•
<b>LIS37060</b>	5/16"	Disconnect Tool	•
<b>FF350</b>		GM® Fuel Filter Disconnect	•
<b>LIS37500</b>		GM® Fuel Module Disconnect	•
<b>MD4000-4</b>		Right Arm GM® Fuel Module Disconnect	•
<b>MD4000-5</b>		Right Arm GM® Fuel Module Disconnect	•
<b>MD4000-9</b>	5/16"-3/8"	Sissor Disconnect	•
<b>TD960</b>		Ford® Trans Oil Cooler Disconnect	•



# SPECIALTY TOOLS


## TOOLS AND ACCESSORIES

### HOSE PINCHING CLAMPS

- Lightweight, sturdy, non-conductive locking clamps for fuel, vacuum, and radiator hoses
- Both sets include small, medium, and large sizes which cover 7/64" to 2-1/4"



PRODUCT #	DESCRIPTION	SIZE	SET
<b>FCSA</b>	<b>3-PC. Angled Hose Pinching Clamps</b>		
<b>FCS1</b>	<b>3-PC. Hose Pinching Clamps</b>		
<b>FCSA1</b>	Fuel Line Clamp	Small	•
<b>FCSA2</b>	Fuel Line Clamp	Medium	•
<b>FCSA3</b>	Fuel Line Clamp	Large	•
<b>FCS1A</b>	Hose Clamp	Small	•
<b>FCS1B</b>	Hose Clamp	Medium	•
<b>FCS1C</b>	Hose Clamp	Large	•



### **HCP22850** 2-PC. HOSE PINCHER SET

- A very quick and easy way to pinch off vacuum lines, fuel lines, and other small diameter lines without damage
- Body is made from strong fiberglass reinforced nylon for long life and resistance to solvents



### **VP500K**

#### AUTOMOTIVE PRESSURE TEST KIT

- Can be used as a complete one-person brake bleeding kit with 12-oz. bottle and rigid quick connect to pump
- Dual hand pump can produce and measure vacuum or pressure with equal performance and precision
- Switches between vacuum/pressure at the turn of a switch ergonomically designed handle for ease of operation
- Single-hand vacuum/pressure release action allows multiple tests without disconnection
- Accessories to perform multiple vacuum and pressure tests on vehicle



### **OSW-SET** 11-PC. OXYGEN SENSOR SOCKET SET

- Master oxygen sensor and sending unit tool set

PRODUCT #	APPLICATIONS	SIZE	SET
<b>OSW-SET</b>	<b>11-PC. Oxygen Sensor Socket Set</b>		
<b>OSW101</b>	O2 and oil pressure sending units on late 1980s/mid-1990 vehicles	1/2" x 29mm x 90mm	•
<b>OSW102</b>	Vacuum switches with a 7/8" hex and some O2 sensors	3/8" x 7/8" x 90mm	•
<b>OSW103</b>	Thermal sensor switches on 1973-1977 GM® vehicles	1/2" x 27mm x 85mm	•
<b>OSW104</b>	O2 sensors and vacuum switches on many domestic and imported vehicles requiring wire clearance	3/8" x 7/8" x 80mm	•
<b>OSW105A</b>	Designed with a slot to accommodate the connectors on heated O2 sensors	1/2" X 1-1/16" X 74MM	•
<b>OSW106</b>	Low profile for use in tight areas	3/8" x 7/8" x 50mm	•
<b>OSW107</b>	To remove O2 sensors on many European vehicles; also for Mercedes diesel injectors	3/8" x 7/8" x 30mm	•
<b>OSW108</b>	Allows maximum accessibility when removing O2 sensor sockets; also for Super-Duty 12- and 6-PT. applications	3/8" x 22mm	•
<b>OSW109</b>	Side slot allows wire clearance	2-1/8"	•
<b>OSW110</b>	Used to clean and repair threads on exhaust O2 sensor parts; also to clean threads on M18 x 1.5 spark plug socket	3/8" x 3-7/8"	•
<b>OSW111</b>		-	•





**CT155A  
DELUXE COMPRESSION TEST KIT**

- Complete with standard and specialty adapters
- This deluxe kit offers a complete package for compression testing on gasoline engines
- Kit includes the deep well connector used on recessed plug well style heads and the Ford® Triton™ engine adapter using 16mm thread plugs

**INCLUDES:**

- [1] 14mm Deep Well Extension
- [1] 12mm Adapter
- [1] 18mm Adapter
- [1] 16mm Compression Tester Adapter



**TPT460M  
TRANSMISSION/OIL PRESSURE TEST KIT**

- This professional kit can be used for domestic and import applications
- High and low pressure gauges make this kit useful for both transmission and engine work
- Comes complete with adapters for most applications and is designed to be used for either static or road testing

**INCLUDES:**

- [1] M8 x 1.0 to 1/8" NPT
- [1] M10 x 1.0 to 1/8" NPT
- [1] M12 x 1.75 to 1/8" NPT,
- [1] 1/8" NPT x 2" Male
- [1] 1/4" NPT Male x 1/8" NPT Male



**VG3000  
VACUUM FUEL PRESSURE SET**

- Ideal for testing vacuum lines and components
- Accurately tests low-pressure fuel systems
- Quickly diagnose internal engine problems such as bad rings, valves, and leaking head gaskets
- Kit comes complete with adapter for most applications
- Pinpoint hard to find problems such as cracked lines, PCV, fuel pump, fuel filters, and more
- Professional 3-1/2" quality gauge with zero adjust feature reads both vacuum and pressure
- Dual scale gauge reads 0-30" Hg vac and 0-70 cm Hg, also reads 0-15 PSI and 0-100 kPa



**CLD210MA  
DIFFERENTIAL CYLINDER PRESSURE TESTER**

- Quickly locates internal engine problems such as bad rings, valves, and leaking head gaskets
- Comes with adapters for most applications

**INCLUDES:**

- [1] 10mm Adapters
- [1] 12mm Adapters
- [1] 18mm Adapters
- [1] Blow-Molded Case



# SPECIALTY TOOLS

## TOOLS AND ACCESSORIES



**FG002**  
25-BLADE UNIVERSAL  
MASTER GAUGE



**FG030**  
25-BLADE METRIC  
UNIVERSAL MASTER GAUGE



**FG275**  
26-BLADE MASTER  
OFFSET GAUGE

PRODUCT #	BEND	BLADE SIZE	BLADE SIZE MM	BLADE THICKNESS MM
<b>FG002</b>	0°	3" x 1/2"	76.2 x 12.7	.0015, .002, .003, .004, .005, .006, .007, .008, .009, .010, .011, .012, .013, .014, .015, .016, .018, .020, .022, .024, .025, .028, .030, .032, .035
<b>FG030</b>	0°	3" x 1/2"	76.2 x 12.7	.04, .05, .06, .07, .08, .09, .10, .15, .20, .25, .30, .35, .40, .45, .50, .55, .60, .65, .70, .75, .80, .85, .90, .95, 1.00
<b>FG275</b>	45°	4" x 1/2"	101.6 x 12.7	.005, .006, .007, .008, .009, .010, .011, .012, .013, .014, .015, .016, .017, .018, .019, .020, .021, .022, .023, .024, .025, .026, .027, .028, .029, .030



**MPR6**  
6" MACHINIST'S POCKET RULE

- Precision ground and tempered
- Clear etched graduations in 8ths, 16ths, 32nds, and 64ths



**PR6**  
6" POCKET RULE

- Stainless steel with spring pocket clip
- Metric and English graduations
- English/metric equivalents chart on back



**DDC61232F**  
DIGITAL CALIPER  
0 - 6" WITH FRACTIONS

- Three keys: OFF/ON (turn on/off display), ZERO (zero setting), mm/in (metric/inch conversion)
- Inside, outside, step, and depth measurements
- Hardened stainless steel construction
- Spare battery
- Meets DIN862 specification



**DDC6027**  
DIAL CALIPER 0 - 6"

- Reads both in inches and metric
- 4-Way measurements: inside, outside, step, and depth
- Shock-proof design, adjustable zero-set with lock
- Hardened stainless steel construction, satin chrome scale, thumb wheel, and lock
- Meets DIN862 specification





**PS1190B  
SLAMMER HAMMER PULL SET**

- Deluxe version of the popular Slammer Hammer
- This set will make up to ten different pullers
- Includes a wider assortment of jaw sizes, a front hub puller assembly, and a forcing screw and sleeve



**33-279  
MAX® 25' TAPE RULE**

- 10' Blade standout
- 1-1/8" Wide blade for easy readability
- High-impact ABS case with durable rubber holds up to heavy use
- AirLock™ rubber slide lock is resistant to impact and makes locking and unlocking easy



**33-726  
8M/26' 1-1/4"  
FATMAX® TAPE RULE**

- 1-1/4" Wide blade
- 11-Foot blade standout
- BladeArmor® coating that extends blade life 10X longer than a basic Stanley tape rule
- Tru-Zero™ end hook for accurate inside and outside measurements



**STP600B  
DELUXE 43-PC. MASTER BOLT GRIP SET**

- Covers almost every car, pickup, SUV and small engine
- Capable of handling almost every 2- or 3-way bolt pull possible
- For use on a variety of jobs: harmonic balancers, steering wheels, crankshaft pulleys, and gears

**INCLUDES:**

- (1) 3/4" Center x 4-1/4" Diameter Heavy-Duty 4-Way Slotted Puller Yoke
- (1) 3/4-16UNF x 5-3/8" Grade 5 Hardened Live-Center Forcing Screw
- (1) 3/4-16UNF x 2-3/4" Grade 5 Hardened Live-Center Forcing Screw
- (3) 5/16-24 UNF x 3" Grade 8 Special Stepped Bolts
- 1990 and Newer GM® 3300-3800 V-6 Crankshaft Pulleys
- (1) Blow-Molded Case
- (1) Detailed Application Chart

- (3) 1/4 - 28UNF x 3"
- (3) 5/16 - 24UNF x 3"
- (3) 5/16 - 18UNC x 3.5"
- (3) 3/8 - 24UNF x 1.5"
- (3) 3/8 - 16UNC x 2"
- (3) 3/8 - 16UNC x 3"

- (3) 3/8 - 16UNC x 4.5"
- (3) 8mm x 1.25 x 9.0mm
- (3) 8mm x 1.25 x 45mm
- (3) 8mm x 1.25 x 65mm
- (3) 10mm x 1.5 x 35mm Grade 8 Washer Head Bolts



# BATTERY AND RADIATOR

## TOOLS AND ACCESSORIES



### BATTERY JUMP STARTER

- Ideal for use in a variety of environments
- Built-in battery charger (accepts standard 110V extension cords)
- 46" #4 AWG heavy-duty cables with automatic overcharge protection
- Volt gauge indicator shows detailed battery state
- 22 Ah Proformer technology battery specifically designed for jump-starting applications
- 12V DC power socket to power accessories
- Automatic circuit protection

PRODUCT #	BATTERY AMP/HOUR AH	CABLE GAUGE AWG	PEAK STARTING AMPS	CABLE LENGTH	VOLTS	WEIGHT LBS.
<b>MT5120</b>	9	4	900	27"	12	10
<b>MT5140B</b>	22	4	1700	46"	12	22



### MT6340B

### 6/12V 20-AMP BATTERY CHARGER

- 6/12V 20-/10-/2-Amp Intelligent battery charger/maintainer
- Charges flooded, AGM, gel cell, spiral wound, marine, and deep cycle batteries
- Intelligent, beneficial, safe, and versatile: one charger does it all, from fast charging and battery repair to battery maintenance and long-term storage charging



### MT6324

### 6/12V 3.5-AMP PRO-LOGIX BATTERY MAINTAINER

- Operation is fully automatic, freeing the operator for other tasks and delivering the same consistent, beneficial charge every time
- Compatible with multiple battery types, including conventional, AGM, gel cell, spiral wound, and deep cycle
- Smart Clamp Technology - Outputting current only when a proper battery connection has been made

#### INCLUDES:

- (1) Clamp Set
- (1) Ring Terminal Set (12V Plug Set Available)



### MACB300

### 12V DIGITAL BATTERY AND SYSTEM TESTER

- Tests auto and truck batteries from 400 CCA to 1000 CCA's
- Tests all 12V lead acid batteries, including flooded, AGM, gel and EFB
- Tests 12V starting and charging systems
- Volt Meter mode tests up to 19.9V
- 24" Heavy-duty cable





**BPKIT2**  
**7-PC. BATTERY TOOL KIT**

PRODUCT #	DESCRIPTION	SIZE	SET
<b>BPKIT2</b>	<b>7-PC. Battery Tool Kit</b>		
<b>BTB541</b>	4-in-1 Terminal Cleaner	-	•
<b>BCS720</b>	Battery Terminal Spreader/Cleaner	-	•
<b>BP21K</b>	Battery Terminal Lifter	-	•
<b>BP23K</b>	Battery Terminal	10mm	•
<b>BP25K</b>	Battery Pliers	-	•
<b>BP26K</b>	Battery Terminal Ratchet	5/16"	•
<b>BP27K</b>	Battery Terminal Ratchet Extended	5/16"	•



**CSR202**  
**POSITIVE-FIT COOLING SYSTEM REFILLER**

- Improved vacuum generator which achieves a higher vacuum and a higher flow rate versus previous model (1.8 CFM vs 2.6 CFM)
- Fluid pumping speed increased by using larger diameter passageways
- Lower connect gauge readable from a distance
- Attaches to the cooling system using positive fit cooling system adapters (Not Included)



**CST500**  
**CAR AND LIGHT TRUCK COOLING SYSTEM PRESSURE TESTER**

- Classic pressure pump generates pressure in automotive and light truck cooling systems
- Uses positive fit adapters

**INCLUDES:**

- (1) Complete Pressure Pump (Gauge, Valve with Regulator Assembly, Cap Assembly with Hose)
- (3) Most Commonly Used Adapters
- (1) Instructions and Adapter Guide Booklet



**BTB1A**  
**BATTERY POST AND CABLE CLEANER**

- Protective cover fits both ends
- Clean top terminals and top posts
- Ensures a great connection between battery cable and battery



**106A**  
**ETHYLENE GLYCOL ANTIFREEZE TESTER**

- Tests all ethylene glycol based antifreeze including Dexcool®
- Temperature compensating with both Fahrenheit and centigrade scales
- Durable break-resistant plastic housing



**107A**  
**PROPYLENE GLYCOL ANTIFREEZE TESTER**

- Tests all propylene glycol based antifreeze including Sierra®
- The number of floating discs indicates the degree of coolant protection
- Temperature compensating with both Fahrenheit and centigrade scales
- Durable break-resistant plastic housing



**TP727B**  
**REFRACTOMETER WITH AUTOTEMP**

- Test propylene glycol including Sierra®
- Test ethylene glycol including Dexcool®
- Calibration adjustment screw
- Auto-temperature adjustment
- Adjustable lens focus

**SCALE RANGE:**

- E: -84° to 32° F
- P: -60° to 32° F
- B: 1.100 to 1.400sg



# BATTERY AND RADIATOR

## TOOLS AND ACCESSORIES



**HCP554**  
**MINI HOSE**  
**PINCH-OFF PLIERS**

**HCP555**  
**AUTOMATIC**  
**PINCH-OFF PLIERS**

**HCP556**  
**HEAVY-DUTY**  
**LARGE AUTO**  
**PINCH-OFF PLIERS**

- High carbon, heat-treated steel construction
- Positive clamping without springs or adjustments
- For pinching off flexible fuel, brake, and vacuum hoses
- Black-oxide finish

PRODUCT #	O.D. CAPACITY	OVERALL LENGTH	WEIGHT (OZ.)
<b>HCP554</b>	3/4"	5-1/2"	4
<b>HCP555</b>	1-3/4"	9-1/4"	12.5
<b>HCP556</b>	2-1/2"	13-3/4"	19



**SD1118**  
**MULTI-DIRECTION**  
**HOSE CLAMP PLIERS**

- Recess in jaws grips spring
- Wide application pliers, for use on radiator clamp; fuel line clamp and tank, ventilation line clamp, and wheel bearing clip
- Multi-direction design has crossed indentations in the jaws to pliers can be used straight on, or at a right angle depending on space limitations



**HCP650A**  
**HOSE CLAMP PLIERS WITH CABLE**

- Extra long reach for removal and installation of hose clamps
- Locking feature frees-up hand
- Use on hose clamps from 11/16" - 2-1/2" (18mm - 54mm)
- Precision machines clamp at the end to reach where other pliers cannot



**MC4200**  
**MULTI-CUTTER WITH**  
**REVERSIBLE BLADE**

- Cuts flexible hose up to 1-1/4"
- Comes with loop for safe storage
- Double-sided long-lasting blade



# BRAKE AND WHEEL

## TOOLS AND ACCESSORIES



**VT43P**  
**VALVE CORE TOOL**

- Slotted end removes and replaces valve cores
- Operates like a screwdriver
- Comfort-Grip™ handle



**S445**  
**VALVE REPAIR TOOL**

- Re-threads inside and outside of valve stem
- Inserts or removes cores
- Provides quick, easy removal of broken cores



**TDG479**  
**TIRE TREAD DEPTH GAUGE**

- Measures the depth of remaining tire tread in 1/32" increments
- Flat "probe" fits and measures depth of "sipes" (narrow slits in main treads)

**INCLUDES:**  
[1] Handy Pocket Clip



**S444**  
**2-IN-1 COMBINATION VALVE CORE TOOL**

- One end for large bore, one end for standard sizes
- Heavy-duty firm grip



**TG150**  
**LOW PSI PENCIL GAUGE**

- Range: 1 - 20 PSI
- Increments: 1/2 lb.



**TG110**  
**PENCIL TIRE GAUGE**

- Range: 20 - 120 PSI
- Increments: 2 lbs.



**TG120**  
**RADIAL TIRE GAUGE**

- Range: 12 - 48 PSI
- Increments: 1 lb.



**TG570**  
**DUAL END TIRE GAUGE - 12"**

- Use on Budd style tire valves
- 30° Reverse chuck
- Range: 10 - 50 PSI



**AC352**  
**1/4" FEMALE NPT SINGLE CHUCK**

- Made from Zinc



**TG400**  
**LOCKING STRAIGHT-ON CHUCK**

- Dual foot 1/4" Female NPT
- Deep well lock
- Locks on valve when tilted
- For hard-to-reach valves



# BRAKE AND WHEEL TOOLS AND ACCESSORIES



## AS4548B

### 8-PC. 1/2" DRIVE AXLE NUT SOCKET SET - 6-PT.

- Installs axle nuts on front axle hubs
- Durable impact-grade alloy steel
- Extra deep to fit over various axle lengths
- Works where standard sockets won't



## SVP3TK

### 3-PC. 1/2" DRIVE THIN-WALL IMPACT SOCKET SET - 6-PT.

- Covers the six most common wheel lug sizes on the market today
- Thin-wall design allows access to wheel lugs where standard sockets will not fit



## DTS6-SET


### THIN WALL IMPACT SOCKET SETS

- Covers the majority of fractional wheel lug sizes on the market today
- 1/2" Drive, impact rated sockets
- Thin wall design allows access to wheel lugs where standard sockets will not fit

PRODUCT #	DESCRIPTION	SIZE	SET
<b>AS4548B</b>	<b>8-PC. 1/2" Drive Axle Nut Socket Set - 6-PT.</b>		
454829	Axle Nut Socket - 6-PT.	29	
454830	Axle Nut Socket - 6-PT.	30	•
454832	Axle Nut Socket - 6-PT.	32	•
454834	Axle Nut Socket - 6-PT.	34	•
454835	Axle Nut Socket - 6-PT.	35	•
454836	Axle Nut Socket - 6-PT.	36	•
454838	Axle Nut Socket - 6-PT.	38	•
454839	Axle Nut Socket - 6-PT.	39	•

PRODUCT #	DESCRIPTION	SIZE	SET
<b>SVP3TK</b>	<b>3-PC. 1/2" Drive Thin-Wall Impact Socket Set - 6-PT.</b>		
TFL-1921	Thin Wall Impact Socket	19-21mm	•
TFL-3413	Thin Wall Impact Socket	3/4"-13/16"	•
EXT3	Impact Extension	3"	•

PRODUCT #	DESCRIPTION	NOMINAL SIZE IN.	SET
<b>DTS6-SET</b>	<b>6-PC. Deep Thin Wall Impact Socket Set</b>		
DTS-13	Deep Thin Wall Impact Socket	13/16"	•
DTS-15F	Deep Thin Wall Impact Socket	15/16"	•
DTS-16F	Deep Thin Wall Impact Socket	1"	•
DTS-17F	Deep Thin Wall Impact Socket	1-1/16"	•
DTS-78	Deep Thin Wall Impact Socket	7/8"	•



## S14P - 9/16" S14AP - 15/16" BRAKE SHOE RETAINING SPRING COMPRESSOR

- For Bendix® brakes
- Larger Bendix® springs



## FS242

### COMBO FLARING TOOL KIT

- Works on aluminum, copper, and soft steel tubing


#### INCLUDES:

All Adapters and Tools Necessary for Single and Double Flaring (Standard and Metric)  
(1) ISO Bubble Flare

*Not recommended for use on stainless steel*

## S13P BRAKE SPRING TOOL

- Use for Bendix® hydraulic brakes and other springs
- Socket end fits over post
- Turn handle to put on or take off spring





**L71020**  
**12-PC. MASTER BRAKE TOOL SET**

- Includes tools for removing and installing brake springs along with parking brake and star wheel adjusting tools
- Color coded brake lining gauges for accurate measurement of brake shoe lining

**INCLUDES:**

- |  |   |
|--|---|
| (1) <b>L44210</b> Universal Emergency Brake Tool               | (1) <b>L46750</b> Brake Spring Tool                 |
| (1) <b>L44220</b> E-Brake Cable Release Tool                   | (1) <b>L44800</b> Heavy-Duty Brake Spring Tool      |
| (1) <b>L50700</b> Brake Adjustment Tool                        | (1) <b>L49100</b> T-Handle Single Spring Brake Tool |
| (1) <b>L81850</b> Combination Brake Lining Thickness Gauge Set | (1) <b>L11260</b> Brake Spring Pliers               |
| (1) <b>L13410</b> Brake Caliper Brush                          | (1) <b>L47400</b> Brake Spring Washer Tool          |
| (1) <b>L40750</b> Parking Brake Cable Remover                  | (1) <b>L48400</b> Import Car Brake Clip Tool        |
|  | (1) <b>L71040</b> Tool Bag                          |



**BT96152A**  
**14-PC. BRAKE TOOL SET**

- Advanced tri-lobal ergonomic design handle
- TPE over-mold grip
- Resistant to acids, fluids, and solvents
- Specially designed brake spring pliers jaw

**INCLUDES:**

- |  |  |
|--|--|
| (1) Brake Spring Retainer Tool             | (1) Mini-Adjustment Spoon              |
| (1) Brake Spring Compressor Tool           | (1) Disk Brake Lining Gauge            |
| (1) Bendix® Brake Spring Remover/Installer | (1) Adjusting Spoon, Chevy® Trucks     |
| (1) Brake Spring Installer                 | (1) Adjustment Spoon, GM®              |
| (1) Brake Spring Pliers                    | (1) Adjustment Spoon, Toyota®          |
| (1) 29°/45° Brake Adjustment Spring        | (1) Adjustment Spoon, VW®/Mazda®/Omni® |
| (1) Bendix® Brake Adjustment Spoon         | (1) Organizational Tray                |

# BRAKE AND WHEEL TOOLS AND ACCESSORIES



**CVB3080**  
**CV BOOT CLAMP**  
**PLIERS EAR-TYPE**

- For all ear-type clamps, including late model GM® front wheel outboard CV joints
- May be used with 1/2" torque wrench and breaker bar to crimp late model GM® outboard CV boot clamps to specification



**BHS2**  
**2-PC. BRAKE CALIPER**  
**HANGER SET**

- Hold brake calipers out of your way during brake, bearing, or suspension work
- Make the jobs easier and faster, and reduce possible brake hose damage



**L29100**  
**QUICK QUAD PAD SPREADER**

- Spread brake pads and compress disc brake pistons for pad replacement on single, double, and quad piston calipers
- Can be used while caliper is on the vehicle or hanging free
- Makes brake pad replacement a quick and easy job



**BHC96420**  
**2-PK. BRAKE HOSE CLAMP**

- Chrome-plated steel construction
- Clamps off hoses without damage



**DBC18C**  
**BRAKE CALIPER SET**

- Assists in the replacement of brake pads
- Includes adapters for a wide variety of vehicles for most domestic and import models



**BJ7025MA**  
**BALL JOINT/U-JOINT PRESS**

- Removes and installs pressed-in ball joints and U-joints

**INCLUDES:**

- (1) Receiver Tube: 3" O.D. x 2-3/4" I.D.
- (1) Receiver Tube: 2-1/2" O.D. x 2-1/4" I.D.
- (1) Receiver Tube: 2" O.D. x 1-3/4" I.D.
- (1) C-Frame
- (2) Adapter Plates



**ITR48260**  
**MASTER INNER**  
**TIE ROD TOOL KIT**

- Fits many applications on cars and light trucks
- Crowsfeet sizes: 29mm, 1-3/16", 1-1/4", 32.5mm, 1-5/16", 33.6mm, 1-3/8", 1-7/16", and 1-1/2"



**PA846B**  
**PITMAN ARM PULLER**

- Universal puller eliminates need to use several types of pullers
- Forged of high-grade, heat-treated steel
- Heavy-duty center screw removes the most stubborn pitman arms





**GGA8B**  
**8-PC. GREASE ADAPTER SET**

- All adapters utilize quick couplers

PRODUCT #	DESCRIPTION	SET
<b>GGA8B</b>	<b>8-PC. Grease Adapter Set</b>	
<b>GGA810</b>	Hypodermic Needle Coupler	•
<b>GGA820</b>	Seal-Off Dispenser	•
<b>GGA830</b>	Narrow Needle-Nose Dispenser	•
<b>GGA840</b>	3" Straight Needlepoint Coupler	•
<b>GGA850</b>	Needlepoint Coupler Right Angle	•
<b>GGA860</b>	Right Angle Tight Tolerance Coupler	•
<b>GGA870</b>	Grease Coupler	•
<b>GGA880</b>	16" Rubber Grease Hose with Spring Guard and 4-Jaw Coupler	•



**GS19HD**  
**HEAVY-DUTY SUCTION GUN**

- Heavy-duty 1.7mm thick seamless barrel with textured finish
- 12" Clear flexible tube
- Heavy-duty T-handle with finger grooves for easy use
- Capacity: 16-oz.



**GG33HD**  
**HEAVY-DUTY PISTOL-GRIP GREASE GUN**

- 16-oz. Bulk fill - 14-oz. Standard cartridge
- 3-Way filling (bulk, cartridge, filler pump)
- Heavy-duty flexible 18" nylon hose and 6" metal spout for easy use
- Heavy-duty 1.7mm thick seamless barrel to avoid dents
- Aluminum head reduces the weight for easier use



**PFK4150A**  
**5-PC. STEPPED PICKLE FORK KIT**

- Ideal kit for separating ball joints, steering dampeners, tie rods, Pitman arms, and other heavy-duty chassis and suspensions
- Stepped fork design greatly reduces bounce back during heavy use
- Complete set includes three stepped forks and two handles; one for hammering and one for use in an air hammer (.401" shank)
- Heavy-duty steel alloy forks withstand abuse and can be sharpened over the life of the tool



**PSPKITA**  
**POWER STEERING PULLEY REMOVE AND INSTALL SET**

- Remove and install a wide range of pulleys on Ford®, GM®, VW®, and Chrysler® vehicles with Saginaw, Thompson, and Ford® C111 and C2 power steering
- Includes adapters and spacers to install pulleys exactly to the right depth, from old Chrysler® alternators, to the latest models in all brands



# MASTER SETS

## MASTER SET 1



### MTS100AS

#### 268-PC. MASTER SET 1

Includes tools that are required to complete most basic repairs. Recommended set for new technicians in the industry.

#### INCLUDES:

- 1/4", 3/8", and 1/2" Drive Selection of SAE and Metric Shallow and Deep Socket Sets
- Selection of Screwdrivers, Hammers, Punches, Chisels, Wrenches, Pliers, and Much More

*\*Contents are subject to change*

PRODUCT #	DESCRIPTION
<b>33-212</b>	Stanley® Powerlock® Metal Case Tape Rule
<b>AW3SETA</b>	3-PC. Precision Adjustable Wrench Set
<b>BH16AV</b>	AntiVibe® Ball Peen Hammer
<b>CH24DFB</b>	Compo-Cast® Soft Face/Brass Head Hammer
<b>PBS3CR</b>	3-PC. Curved Pry Bar Set 12", 15", and 31"
<b>DH193AV</b>	3-Lbs. AntiVibe® Drilling Hammer
<b>DT150-38CV</b>	Digital Tire Gauge with Straight Chuck
<b>FCND1B</b>	Heavyweight Fender Cover
<b>FL431A</b>	Rechargeable Pro LED Flashlight
<b>FPS5S</b>	5-PC. C.S.T. Small Pliers Set
<b>HS30-I</b>	Compact Hacksaw
<b>HSB1224A-I</b>	Hacksaw Blade
<b>LP4SET</b>	4-PC. Locking Pliers Set
<b>M1EK</b>	Knurled Extension
<b>M3U</b>	Universal Adapter
<b>M4EK</b>	Knurled Extension
<b>M6EK</b>	Knurled Extension
<b>MR5K</b>	1/4" Drive 5" Ratchet
<b>P11LRDCA</b>	30° Offset Diagonal Cutter
<b>PC12PTSS</b>	12-PC. Punch and Chisel Set with Gauge in Kit Bag
<b>RM32A</b>	Rubber Mallet
<b>SDB12CR</b>	12-PC. Combination ACR Screwdriver Set
<b>SHKS13C</b>	13-PC. SAE Speed Hex Key Set with Case
<b>SHKSM9C</b>	9-PC. Metric Speed Hex Key Set with Case

PRODUCT #	DESCRIPTION
<b>SID138A</b>	13-PC. Impact Driver Set
<b>SM106TR</b>	10-PC. 1/4" Drive SAE Socket Set - 6-PT.
<b>SMD82TR</b>	8-PC. 1/4" Drive SAE Deep Socket Set - 12-PT.
<b>SMDM102TR</b>	10-PC. 1/4" Drive Metric Deep Socket Set - 12-PT.
<b>SMM126BRPT</b>	12-PC. 1/4" Drive Metric Non-slip Socket Set - 6-PT.
<b>SRW0212PTB</b>	12-PC. SAE Reversible Ratcheting Wrench Set - 12-PT.
<b>SRWM0212PTB</b>	12-PC. Metric Reversible Ratcheting Wrench Set - 12-PT.
<b>SS4A</b>	4-PC. Comfort-Grip™ Utility Tool Set
<b>ST13B</b>	13-PC. Torx® Driver Set
<b>SV156TR</b>	15-PC. 1/2" Drive SAE Socket Set - 6-PT.
<b>SVM106BRPT</b>	10-PC. 1/2" Drive Metric Standard Socket Set - 6-PT.
<b>SK122TR</b>	12-PC. 3/8" Drive SAE Standard Socket Set in Metal Tray - 12-PT.
<b>SXD126BRPT</b>	12-PC. 3/8" Drive SAE Deep Socket Set - 6-PT.
<b>SXDM146BRPT</b>	14-PC. 3/8" Drive Metric Deep Socket Set - 6-PT.
<b>SXEK5PT</b>	5-PC. Knurled Extension Set in Plastic Tray
<b>SXM142TR</b>	14-PC. 3/8" Drive Metric Standard Socket Set - 12-PT.
<b>TCT15E</b>	Multi-Purpose Electrical Cutter/Stripper
<b>TDG479</b>	Tire Tread Depth Gauge
<b>TG400</b>	Locking Straight-On Chuck
<b>VR17K</b>	1/2" Drive Knurled Pear Head Ratchet - 17"
<b>VT43P</b>	Tire Valve Core Tool
<b>X3U</b>	Universal Joint
<b>XR1390LFPA</b>	3/8" Drive AXIS™ Locking Flex-Head Ratchet - 13"
<b>XR990APA</b>	3/8" Drive 9" Ratchet

Torx® is a trademark of Acument Intellectual Properties, LLC





# MASTER SETS

## MASTER SET 2

### MTS200AS

#### 418-PC. MASTER SET 2

Includes a wider selection of sizes, styles, specialized hand tools, and basic diagnostic tools to match a new technician's skill level.

#### INCLUDES:

- 1/4" and 3/8" Drive Ratchets, Extensions, and Socket Sets
- Specialized Socket Sets Such as Spark Plugs, Hex, and Torx®
- Scan Tool, Circuit Tester, and Torque Wrench
- 1/2" Drive Tools Like the Deep Chrome SAE and Metric Socket Sets, Extensions, and Ratchets
- Adds A Wider Selection of Screwdrivers, Hammers, Punches, Chisels, Wrenches, and Pliers

\*Contents are subject to change

PRODUCT #	DESCRIPTION
BH08AV	AntiVibe® Ball Peen Hammer
CH15DS	Compo-Cast® Standard Dead-Blow Hammer
CH32DDS	32 oz. Compo-Cast® Double Diameter Hammer
DDC6027	Dual Graduation Dial Caliper 0-6"
ET111X	6/12V Circuit Tester
ET1510ANX	TaskConnect™ Trilingual OBD II, CAN, ABS, and Airbag Scan Tool
F187G8	C.S.T. Linesman's Pliers 8"
FD622	Flexible Spring Claw
F6002	25-Blade Universal Master Gauge
FL831	Flex Neck Flashlight
M10EK	Knurled Extension
M14EK	Knurled Extension
M24EK	Knurled Extension
M460G	Tongue and Groove Pliers
M6SA	1/4" Drive Spin Handle
MHT2	Super-Strength Magnetic Pick-Up Tool
MHTC2	Telescoping Inspection Mirror
MR6FK	1/4" Drive 6" Flex Ratchet
P22	8" 70° Bent Nose Pliers
P7WR	Pliers Wrench
PK1250	12-PC. Quarter-Turn Retaining Ring Pliers Set

PRODUCT #	DESCRIPTION
PSM4CR	4-PC. Mac-Grip™ Mini Pick Set
SAD6T	6-PC. Adapter Set
SBDR123SA	123-PC. Mac-Grip™ Ratcheting 1/4" Hex Bit Driver Set
SBPL3PT	3-PC. Brass Punch Set in Plastic Tray
SCB7PTKS	7-PC. SAE Combination Wrench Set - 12-PT.
SFCM7PT	7-PC. Metric Combination Flare Nut Open End Wrench Set - 6-PT.
SFC7PT	7-PC. SAE Combination Flare Nut Open End Wrench Set - 6-PT.
SHKT9PT	9-PC. SAE T-Handle Hex Key Set
SHKTM8PT	8-PC. Metric T-Handle Hex Key Set
SIF3	3-PC. Lady Foot Line-Up Bar Set
SMF4KB	4-PC. Macsimizer™ Mill File Set
SMHB10KS	10-PC. Metric Combination Wrench Set - 6-PT.
SMH17PT	17-PC. 1/4" Drive SAE and Metric Hex Driver Set
SND7F	7-PC. Mac-Grip™ SAE Nut Driver Set
SND9M	9-PC. Metric Hollow Nut Driver Set
SMXTL8B	8-PC. Long Torx® Driver Set
SMXVE11B	11-PC. Inverted Torx® Driver Set
SPK9-SET	9-PC. Multi-Length Spark Plug Socket Set
SRWF28PTB	8-PC. SAE Flexible Box End Ratcheting Wrench Set - 12-PT.

PRODUCT #	DESCRIPTION
SRWMF212PTB	12-PC. Metric Flexible Box End Ratcheting Wrench Set - 12-PT.
ST12HB	12-PC. 1/4" and 3/8" Drive Tamper-Proof Torx® Driver Set
STTP25B	25-PC. Torx® and Torx® Plus Driver Set
SVD126BRPT	12-PC. 1/2" Drive SAE Deep Socket Set - 6-PT.
SVDM106BRPT	10-PC. 1/2" Drive Metric Deep Socket Set - 6-PT.
SVE5PT	5-PC. Extension Set in Plastic Tray
SKA7PT	7-PC. 3/8" Drive SAE Hex Driver Set
SKALB7PT	7-PC. 3/8" Drive SAE Long Speed Hex Driver Set
SKMA7PT	7-PC. 3/8" Drive Metric Hex Driver Set
SKMALB8PT	8-PC. 3/8" Drive Metric Long Speed Hex Driver Set
SKMU106TRA	10-PC. 3/8" Drive Metric Universal Socket Set - 6-PT.
TWX100FC	Micrometer Adjustable Torque Wrench
V24SF	1/2" Drive 24" Breaker Bar
VR18FK	1/2" Drive 18" Flex Ratchet
X12SFA	3/8" Drive 12" Breaker Bar
XR12K	3/8" Drive 12" Knurl Ratchet

Torx® is a trademark of Acument Intellectual Properties, LLC







# MASTER SETS

## MASTER SET 3

### MTS300AS

#### 170-PC. MASTER SET 3

Along with the first two sets, the third set continues to increase the size and style selection along with torque and electrical diagnostic tools.

#### INCLUDES:

- 1/4" Drive Ratchets and A Chrome Universal Socket Set
- 3/8" Drive Ratchets, Extensions, and Specialized Socket Sets
- 1/2" Drive Hex Socket Set; Extra-Long Wrenches, Stubby Gear Wrenches, and Specialized Torx® T-Handle Wrenches
- Wider Selection of Screwdrivers (*Picks and Scraper Sets*), Hammers, Punches, Chisels, and Pliers (*Locking And Electrical Pliers*)
- Fuse Testers, A Soldering Torch, and A Wider Selection of Torque Wrenches in Inch and Foot Pounds

\*Contents are subject to change

PRODUCT #	DESCRIPTION
<b>BH24AV</b>	AntiVibe® Ball Peen Hammer
<b>BRD129MA</b>	Race Bearing and Seal Driver Set
<b>BWS7B</b>	7-PC. Ratcheting 1/4" Hex Bit Screwdriver Set
<b>CH50DS</b>	Compo-Cast® Standard Dead-Blow Hammer
<b>ET302M</b>	Fuse Buddy™ Mini Fuse
<b>ET304B</b>	Fuse Buddy™ ATC Blade Fuse
<b>ET95910</b>	3 x 10' Retractable Test Leads
<b>M911G</b>	9-1/2" Cable Cutters
<b>MLP6SET</b>	6-PC. Compact Locking Pliers Set
<b>MR4C</b>	1/4" Drive Mini Ratchet - 4"
<b>MRR6FPA</b>	1/4" Drive 6" Round Head Flex Ratchet with Comfort-Grip™
<b>MRRSP</b>	1/4" Drive Palm Control Spinner
<b>MS3000</b>	3-PC. Scraper Set
<b>PCS1000K</b>	12-PC. Chisel and Punch Set
<b>PSL5DR</b>	5-PC. Mac-Grip™ Long Pick Set
<b>SCL11LKS</b>	11-PC. SAE Extra Long Combination Wrench Set - 12-PT.
<b>SCLLM102KS</b>	10-PC. Metric Extra Long Combination Wrench Set - 12-PT.
<b>SDL8CR</b>	8-PC. Mac-Grip™ Long Combination Screwdriver Set
<b>SDP4CR</b>	4-PC. Mac-Grip™ Precision Combination Screwdriver Set
<b>SHKTT7PT</b>	7-PC. T-Handle Torx® Key Set

PRODUCT #	DESCRIPTION
<b>SMF6A</b>	6-PC. Comfort-Grip™ Mini Combination File Set
<b>SMMU92TRA</b>	9-PC. 1/4" Drive Metric Standard Universal Socket Set - 12-PT.
<b>SMXUT11HB</b>	11-PC. Universal Tamper-Proof Torx® Bit Driver Set
<b>SP57HB</b>	Dual-Head Seal Puller
<b>SPB3PT</b>	3-PC. Pry Bar Set in Plastic Tray
<b>SRPS4</b>	4-PC. Knipex Snap Ring Pliers Set
<b>SRPP6KSS</b>	6-PC. Roll Pin Punch Set in Kit Bag
<b>E111105</b>	7-PC. SAE Stubby Ratcheting Wrench Set - 12-PT.
<b>E111104</b>	7-PC. Metric Stubby Ratcheting Wrench Set - 12-PT.
<b>ST150B</b>	Super Torch Soldering Kit
<b>SVHM10PT</b>	10-PC. 1/2" Drive Metric Hex Driver Set
<b>SXE6EKLTA</b>	6-PC. 3/8" Drive Locking Extension Set
<b>SXUE9B</b>	9-PC. Universal Inverted Torx® Driver Set
<b>TCT52E</b>	Pro Cutter/Crimper/Stripper
<b>TWM200A</b>	1/4" Drive 30-200 in.-lbs. Torque Wrench
<b>TWV250FC</b>	Micrometer Adjustable Torque Wrench
<b>WSC665</b>	Heavy-Duty Automatic Wire Crimper/Stripper
<b>XR1390AFPAS</b>	3/8" Drive AXIS™ Bent Locking Flex-Head Ratchet - 13"
<b>XR1390LFK</b>	3/8" Drive AXIS™ Locking Flex-Head Ratchet - 13"
<b>XR5MK</b>	3/8" Drive Mini Ratchet

Torx® is a trademark of Acument Intellectual Properties, LLC





# MASTER SETS

## MASTER SET 4

### MTS400AS

#### 204-PC. MASTER SET 4

Set four continues to build on the previous three sets and offers larger sockets and wrenches required for bigger jobs .

#### INCLUDES:

- 3/8" Drive Socket Sets in SAE and Metric Intermediated and Wobble Extensions
- 1/2" Drive Sockets to 1-9/16", in SAE and 30mm in Metric
- Wrenches With SAE and Metric Flare, Half Moon, and Large Adjustable Wrenches Up To 24"
- Screwdrivers Increase With The Addition of Mini, Tamper Proof, and Ratcheting
- Pliers, Hammers, Punches, Chisels, and Files

\*Contents are subject to change

PRODUCT #	DESCRIPTION
AJ18B	18" Precision Adjustable Wrench
AJ24B	24" Precision Adjustable Wrench
BH32AV	AntiVibe® Ball Peen Hammer
CH24DFS	Compo-Cast® Soft Face/Steel Head Hammer
CL42R	1-5/16" Long Combination Wrench - 12-PT.
CL44R	1-3/8" Long Combination Wrench - 12-PT.
CL46R	1-7/16" Long Combination Wrench - 12-PT.
CL48R	1-1/2" Long Combination Wrench - 12-PT.
PB44CR	44" Capped End Pry Bar
CRS350	Seat Stool Combo
CR700N	18" Wide Creeper
DPL50KSS	5-PC. Long Tapered Drift Punch Set in Kit Bag
MB262KS	26MM Metric Combination Wrench - 12-PT.
MB272KS	27MM Metric Combination Wrench - 12-PT.
MB302KS	30MM Metric Combination Wrench - 12-PT.
MB322KS	32MM Metric Combination Wrench - 12-PT.
P20	7" High Leverage Diagonal Cutting Nipper
P210KN	10" Bent High Leverage Diagonal Cutter
PK6	6-PC. Cam-Lock Snap-Ring Pliers Set
PS4SJ	4-PC. Slip-Joint Pliers Set in Plastic Tray
SBE5B	5-PC. Torx® Box Wrench Set
SCH88PT	8-PC. 3/8" Drive SAE Flare Nut Crowfoot Wrench Set with Holder

PRODUCT #	DESCRIPTION
SCH8M10H	10-PC. 3/8" Drive Metric Flare Nut Crowfoot Wrench Set on Holder
SC011KS	8-PC. 3/8" Drive SAE Short Open End Crowfoot Wrench Set
SDB12CR	12-PC. Mac-Grip™ Combination Screwdriver Set
SDT6PT	6-PC. SAE Thin Open End Wrench Set
SDTM5PT	5-PC. Metric Thin Open End Wrench Set
SB0L6K	6-PC. SAE Long 60° Deep Offset Box End Wrench Set - 12-PT.
SB0DM52PTR	5-PC. Metric 60° Deep Offset Double Box End Wrench Set - 12-PT.
SMCOS10KS	10-PC. 3/8" Drive Metric Short Open End Crowfoot Wrench Set
SMRF4KB	4-PC. Macsimizer™ Round File Set
SP162	2-PC. 16" Gripper Needle-Nose Pliers Set
SR400	4-PC. Mini Snap Ring Pliers Set
SR4FA	4-PC. Fractional Stud Puller Set
SR4MA	4-PC. Metric Stud Puller Set
SD9TR	9-PC. Mac-Grip™ Torx Screwdriver Set
SDL7TPR	7-PC. Mac-Grip™ Tamper-Resistant Torx® Driver Set
SX146TR	14-PC. 3/8" Drive SAE Intermediate Socket Set in Metal Tray - 12-PT.
SXEW7PT	7-PC. Wobble Extension Set in Plastic Tray

PRODUCT #	DESCRIPTION
SXIM136TR	13-PC. 3/8" Drive Metric Intermediate Socket Set - 12-PT.
SXM186TR	18-PC. 3/8" Drive Metric Standard Socket Set - 6-PT.
V220MMR	1/2" Drive 20mm Socket - 12-PT.
V221MMR	1/2" Drive 21mm Socket - 12-PT.
V222MMR	1/2" Drive 22mm Socket - 12-PT.
V223MMR	1/2" Drive 23mm Socket - 12-PT.
V224MMR	1/2" Drive 24mm Socket - 12-PT.
V225MMR	1/2" Drive 25mm Socket - 12-PT.
V226MMR	1/2" Drive 26mm Socket - 12-PT.
V227MMR	1/2" Drive 27mm Socket - 12-PT.
V228MMR	1/2" Drive 28mm Socket - 12-PT.
V229MMR	1/2" Drive 29mm Socket - 12-PT.
V230MMR	1/2" Drive 30mm Socket - 12-PT.
V426R	1/2" Drive 1-5/16" Socket - 6-PT.
V446R	1/2" Drive 1-3/8" Socket - 6-PT.
V466R	1/2" Drive 1-7/16" Socket - 6-PT.
V486R	1/2" Drive 1-1/2" Socket - 6-PT.
V506R	1/2" Drive 1-9/16" Socket - 6-PT.

Torx® is a trademark of Acument Intellectual Properties, LLC





# MASTER SETS

## MASTER SET 5



### MTS500AS

#### 188-PC. MASTER SET 5

- This set contains specialized tools used in the service and diagnosis of vehicles
- Set provides the fundamental specialized tools to service the following: radiator and coolant service; engine oil service diagnostics; ignition system diagnostics; fuel system service and diagnostics; brake system service
- In addition to service and diagnostic tools pullers, specialized Pliers, and tap and die sets are included

\*Contents are subject to change

PRODUCT #	DESCRIPTION	PRODUCT #	DESCRIPTION
<b>3050DSA</b>	5-PC. Left-Hand Mechanic's Length Cobalt Drill Bit Set	<b>OF5325A</b>	Swivel Oil Filter Wrench
<b>AC70089A</b>	2-PC. Tube Cutter Kit	<b>OF535A</b>	Swivel Oil Filter Wrench
<b>BPKIT2</b>	7-PC. Battery Kit	<b>OF537A</b>	Swivel Oil Filter Wrench
<b>BPS243</b>	Speedy Brake Pad Spreader	<b>OFKIT5PC</b>	5-PC. Oil Filter Cup Wrench Set
<b>BT96152A</b>	14-PC. Brake Tool Set	<b>PB518B</b>	5-Ton Bar-Type Puller/Bearing Separator Set
<b>CT155A</b>	Deluxe Compression Test Kit	<b>PS1190B</b>	10-Way Slammer Hammer Kit
<b>DBPS257</b>	Dual Piston Brake Pad Spreader	<b>PSR7DR</b>	7-PC. Macsimizer™ Radiator Hose Pick Set
<b>DCT414S1</b>	Infrared Thermometer	<b>PT730MB</b>	Cooling System Pressure Tester
<b>EM721</b>	Digital Multimeter with Backlit Display	<b>TP727B</b>	Refractometer with Autotemp
<b>ET76562</b>	COP Quick Probe VS	<b>SP3COB</b>	3-PC. Cobra Pliers Set
<b>FIP76462</b>	Universal EFI Quick Probe	<b>STP600B</b>	43-PC. Deluxe Master Bolt Grip Set
<b>FIT1200MS</b>	Fuel Injection Test Kit	<b>TD76COMBOS-US</b>	76-PC. Tap and Die Set
<b>FS242</b>	Combination Flaring Tool Kit	<b>TL650E</b>	Digital Timing Light
<b>HCP650A</b>	Hose Clamp Pliers with Cable	<b>TLL4400</b>	Cordless LED Work Light
<b>HCP554</b>	Mini Hose Pinch-Off Tool	<b>TPT460M</b>	Transmission/Oil Pressure Test Kit
<b>HCP555</b>	Automatic Pinch-Off Pliers	<b>TRCOMB0-48</b>	48-PC. Rethreading Set
<b>MD4000</b>	Master Disconnect Set		

Torx® is a trademark of Acument Intellectual Properties, LLC





# MASTER SETS

## MASTER SET 6 AND 7



### MTS600AS 145-PC. MASTER SET 6

- This set consists of fundamental and commonly used pneumatic power tools with impact socket sets and extensions
- 3/8" and 1/2" Drive pneumatic power tools (3/8" drive ratchet and 1/2" drive impact) with socket sets, extensions, and accessories that you would typically use on a daily basis.

\*Contents are subject to change

PRODUCT #	DESCRIPTION	PRODUCT #	DESCRIPTION
<b>AR778A</b>	3/8" Drive Sealed Head Air Ratchet	<b>SVUP7PTR</b>	7-PC. 1/2" Drive SAE Universal Impact Socket Set - 6-PT.
<b>MPF990501</b>	1/2" Drive High Performance Air Impact Wrench	<b>SVUPM7PTR</b>	7-PC. 1/2" Drive Metric Universal Impact Socket Set - 6-PT.
<b>SWA7B</b>	7-PC. 1/2" Drive SAE Hex Insert and Driver Set	<b>SXDP76TR</b>	7-PC. 3/8" Drive SAE Deep Impact Socket Set - 6-PT.
<b>SVAM8B</b>	8-PC. 1/2" Drive Metric Hex Insert and Driver Set	<b>SXDPM146TR</b>	14-PC. 3/8" Drive Metric Deep Impact Socket Set - 6-PT.
<b>SVDP136BRPT</b>	13-PC. 1/2" Drive SAE Deep Impact Socket Set - 6-PT.	<b>SXP3EKL</b>	3-PC. 3/8" Drive Impact Locking Extension Set
<b>SVDPM166BRPT</b>	16-PC. 1/2" Drive Metric Deep Impact Socket Set - 6-PT.	<b>SXP86TR</b>	8-PC. 3/8" Drive SAE Impact Socket Set - 6-PT.
<b>SVP156TR</b>	15-PC. 1/2" Drive SAE Impact Socket Set - 6-PT.	<b>SXPM116TR</b>	11-PC. 3/8" Drive Metric Impact Socket Set - 6-PT.
<b>SVP3EKL</b>	3-PC. 1/2" Drive Locking Impact Extension Set	<b>TFLG-SET</b>	6-PC. Thick and Thin Flip Socket Set
<b>SVP3EKL1</b>	3-PC. 1/2" Drive Impact Locking Extension Set	<b>VUP2BA</b>	Impact Universal Joint
<b>SVPM136TR</b>	13-PC. 1/2" Drive Metric Standard Impact Socket Set - 6-PT.	<b>XUP2BA</b>	Impact Universal Joint - Ball







**MTS700AS**  
**79-PC. MASTER SET 7**

- This set contains even more pneumatic power tools with impact socket sets, extensions, and specialized socket sets

**INCLUDES:**

1/4" And 3/8" Drive Pneumatic Power Tools With Socket Sets, Extensions, and Accessories That A Technician Uses on A Regular Basis

*\*Contents are subject to change*

PRODUCT #	DESCRIPTION	PRODUCT #	DESCRIPTION
<b>AR249</b>	1/4" Drive Mini Air Ratchet	<b>SMUP56TR</b>	5-PC. 1/4" Drive SAE Universal Impact Socket Set - 6-PT.
<b>AWP525A</b>	1/4" Drive Mini Aluminum Air Impact Wrench	<b>SMUPM96TR</b>	9-PC. 1/4" Drive Metric Universal Impact Socket Set - 6-PT.
<b>MPF990381</b>	3/8" Drive High Performance Air Impact Wrench	<b>SKUP76TR</b>	7-PC. 3/8" Drive SAE Universal Impact Socket Set - 6-PT.
<b>MUP2B</b>	Universal Impact Ball Style	<b>SKUPD72PTR</b>	7-PC. 3/8" Drive SAE Deep Universal Impact Socket Set - 12-PT.
<b>SMIP106TR</b>	10-PC. 1/4" Drive SAE Intermediate Impact Socket Set - 6-PT.	<b>SKUPDM106TR</b>	10-PC. 3/8" Drive Metric Deep Universal Impact Socket Set - 6-PT.
<b>SMMIP126TR</b>	12-PC. 1/4" Drive Metric Intermediate Impact Socket Set - 6-PT.	<b>SKUPM106TR</b>	10-PC. 3/8" Drive Metric Impact Universal Socket Set - 6-PT.
<b>SMP5EKL</b>	5-PC. 1/4" Drive Impact Locking Extension Set		

Torx® is a trademark of Acument Intellectual Properties, LLC

# MASTER SETS

## MASTER SET 8 AND EXPERT® MASTER 1



### MTS800AS 143-PC. MASTER SET 8

- This set includes tools required for cutting, drilling, and grinding with the accessories, consumables, and safety equipment necessary to operate them
- Cutting: pneumatic hammer gun with bits and pneumatic cut-off tool with cut-off discs
- Drilling: 1/2" and 3/8" keyed chuck drills, high speed and Cobalt drill bit sets and extractor sets
- Grinding: pneumatic straight and angle grinders with carbide burrs
- Accessories and safety equipment: goggles, and ear protection

\*Contents are subject to change

PRODUCT #	DESCRIPTION	PRODUCT #	DESCRIPTION
<b>SCEX35S</b>	35-PC. Master Extractor Set	<b>EB12VT</b>	Wire End Brush - 1/2" x 1-1/8"
<b>G338DSB</b>	29-PC. Cobalt Drill Bit Set	<b>EB1X118ST</b>	Wire End Brush - 1" x 1-1/8"
<b>ADQP380</b>	3/8" Reversible Air Drill - Keyed Chuck	<b>EB34X1ST</b>	Wire End Brush
<b>AD1200K</b>	1/2" Reversible Aluminum Keyless-Chuck Air Drill	<b>MPH1911K</b>	Long Barrel Air Hammer and Chisel Kit
<b>AG325AH90</b>	1/4" Collet Premium 0.3-hp 90° Air Die Grinder	<b>MSD0484</b>	Quick Change Surface Conditioning Disc - 3" Coarse
<b>AG325S</b>	1/4" Collet Premium 0.3-hp Straight Air Die Grinder	<b>MSD0485</b>	Quick Change Surface Conditioning Disc - 3" Medium
<b>AT28</b>	Cut-Off Tool	<b>MSD0486</b>	Quick Change Surface Conditioning Disc - 3" Very Fine
<b>BG500</b>	Heavy-Duty Blow Gun	<b>MSD6060</b>	3" Holder Pad
<b>CB4S</b>	4-PC. Miscellaneous Carbide Burr Set	<b>QM24+</b>	Ear Protectors
<b>COWA3116ECON-50</b>	Aluminum Oxide Cut-Off Wheel - 50-PK.	<b>S3970D</b>	Stealth OTG Goggle - Clear
<b>EB118X1KT</b>	Wire End Brush		



**EXPERTMASTER**  
**EXPERT® HAND TOOLS**  
**MASTER SET**

*\*Contents are subject to change*

PRODUCT #	DESCRIPTION
<b>E031803</b>	13-PC. 3/8" Drive SAE Socket Set - 6-PT.
<b>E032805</b>	1/2" Drive Breaker Bar - 23"
<b>E032900-US</b>	22-PC. 1/2" Drive Metric Socket Set - 6-PT.
<b>E034820-US</b>	27-PC. 1/4" Drive Socket Set - 6-PT.
<b>E034830</b>	20-PC. 3/8" Drive Metric Socket Set - 6-PT.
<b>E110310-US</b>	8-PC. Metric Combination Wrench Set
<b>E110314</b>	9-PC. Combination Wrench Set
<b>E111712</b>	7-PC. Double Box Wrench Set
<b>E112501</b>	5-PC. Metric Flare-Nut Wrench Set

PRODUCT #	DESCRIPTION
<b>E113947</b>	9-PC. Metric Long Hex Key Set
<b>E131601</b>	1/4" Mini Ratchet Bit Holder Driver
<b>E131701</b>	48-PC. 1/4" Bit Set
<b>E150109</b>	Ball Peen Hammer 24 oz.
<b>E150115</b>	Dead-Blow Hammer 17 oz.
<b>E160801</b>	Multi-Bit Ratcheting Screwdriver
<b>E160902</b>	6-PC. Slotted and Phillips® Screwdriver Set
<b>E187368</b>	Adjustable Wrench - 8"
<b>E418226</b>	6-PC. Metric Drift Punch Set

Torx® is a trademark of Acument Intellectual Properties, LLC

# NEW PRODUCTS


## MODULAR TOOL BOX & BRACKETS

### **MBTS295**

#### **3-DRAWER MODULAR TOOL BOX**

- 3-Drawers with individual latches and ball-bearing slides
- Stackable with MBTS100, MBTS150, MBTS300
- Drawer inside dimensions:  
17-13/16" W x 2-1/2" H x 11-1/4" D





***MBTSBRACKET***  
**2-PK MODULAR  
TOOL BOX BRACKET**

- Mounts to rails on utility carts
- Adjustable position for multiple boxes on a single rail
- 75 lbs. weight capacity per pair of brackets



# NEW PRODUCTS

## MIUSA UTILITY CARTS



The tools on these pages have been **PROUDLY MADE IN THE USA** with global components.

### NEW MIUSA UTILITY CARTS

- 16ga welded construction
- Soft-close drawer slides
- Reinforced lid (250-lbs. capacity)
- Internal slotted storage for long items
- Tubular lock
- 6" x 2" Crowned high-mileage casters
- Mounting points for side accessories
- Available in 5 popular colors (all with black trim)

#### **UC2822DTH**

#### **28" 3-DRAWER UTILITY CART**

- One 2" tall drawer
- Two 4" tall drawers
- 125 lb capacity per drawer



#### **UC2822DTF**

#### **28" FULL-DRAWER UTILITY CART**

- Two 2" tall drawers
- Three 4" tall drawers
- One 6" tall drawer
- 125 lb capacity per drawer

PRODUCT #	DESCRIPTION	MAX DRAWERS	OVERALL DIMENSIONS W x H x D (IN.)
<b>UC2822DTH</b>	Cart	3	28" x XX" x 22"
<b>UC2822DTF</b>	Cart	7	28" x XX" x 22"



# AVAILABLE IN

FIREBRICK  
RED  
(-RD)

SAPPHIRE  
BLUE  
(-BL)

FIREBALL  
ORANGE  
(-OR)

LIME  
GREEN  
(-LG)

GALAXY  
BLACK  
(-BK)



## **UC4122DTH** **41" 3-DRAWER UTILITY CART**

- One 2" tall drawer
- Two 4" tall drawers
- 125 lb capacity per drawer



## **UC4122DTF** **41" FULL-DRAWER UTILITY CART**

- Two 2" tall drawers
- Three 4" tall drawers
- One 6" tall drawer
- 125 lb capacity per drawer

PRODUCT #	DESCRIPTION	MAX DRAWERS	OVERALL DIMENSIONS W x H x D (IN.)
<b>UC4122DTH</b>	Cart	3	41" x XX" x 22"
<b>UC4122DTF</b>	Cart	6	41" x XX" x 22"



# MAC TOOLS®

## CATALOG WARRANTY INFORMATION

Mac Tools® warrants its manufactured products for various published warranty periods applicable to the particular manufactured product against deficiency in material or workmanship. See your Distributor or contact Mac Tools® Customer Service at **800.MACTOOLS** for the period applicable to a particular product.

These limited warranties are subject to the disclaimers and limitations on liability described below. The LIMITED WARRANTY gives you specific legal rights. You may also have other rights which vary by state. Some states do not allow the limitation or exclusion of incidental or consequential damages, or the duration of implied warranties.





## DISCLAIMERS AND LIMITATIONS

The LIMITED WARRANTY does not extend to product manufactured by Mac Tools® that in Mac Tools® judgment was improperly used, altered, abused, or repaired by others. Products not manufactured by Mac Tools® are not warranted by Mac Tools®. The exclusive warranty on products distributed by Mac Tools® are those provided by the manufacturing supplier.


There is no warranty which extends beyond those described herein. Mac Tools® makes no representations of any other kind, express or implied, regarding products manufactured or distributed, of merchantability, fitness for a particular purpose, or any other matter. Mac Tools® is not liable for incidental or consequential costs or losses incurred by the product purchaser or user.


Agents of Mac Tools® have no authority to make representation of any sort beyond those contained herein. The product price is in consideration of limiting Mac Tools® liability for product manufactured or distributed.

## EXCLUSIVE REMEDY AND CLAIM PROCEDURE

The exclusive remedy for a product that fails to perform as warranted is repair or replacement by Mac Tools®, at Mac Tools® sole discretion. There will be no charge for the replacement, if the product is returned to a Mac Tools® representative or warehouse; the customer is responsible for postage.

## SPECIAL NOTICES

 **WARNING:** To reduce the risk of injury, read the instruction manual.

 **WARNING:** Cancer and Reproductive Harm - p65warnings.ca.gov  
For more info click-on  
[MACTOOLS.COM/PROP65](http://MACTOOLS.COM/PROP65)

## SAFETY INFORMATION

Mac Tools® is committed to helping you get the job done efficiently - and safely. Unsafe hand tool use can cause on the job injuries. Safe tool use prevents accidents and may prolong the life of your tools.

## BE RESPONSIBLE

Safety begins with the user. Learn how to use your tools properly. Take precautions to eliminate personal injury and costly damage. Damaged or worn tools must be discarded and replaced for your own safety.

To locate the Distributor or sales representative nearest you, call **800.MACTOOLS**.

Mac Tools® will incorporate design and construction change, including the discontinuance of product production or distribution, as necessary.

## IMAGE DISCLAIMER

The product images shown are for illustration purposes only and may not be an exact representation of the product. Products and specifications subject to change without notice.

## TRADEMARKS DISCLAIMER

All product and company names are trademarks ™ or registered ® trademarks of their respective holders. Use of them does not imply any affiliation with or endorsement by them.

## QUESTIONS

Direct any questions about this LIMITED WARRANTY including questions about a specific product's expected life to: Customer Service Department

## MAC TOOLS

505 N. Cleveland Ave.  
Westerville, OH 43082



# INDEX - SKU NUMBER

# - OFH2322B

#					
106A	109	ASL500M	88	CH15DS	118
107A	109	ASL750M	88	CH24DFB	116
251	60	AT28	128	CH24DFS	122
27ZR	60	ATR35	78	CH2DSS	72
290-01	79	AW3SETA	59, 116	CH32DDS	118
30505DSA	124	AWP038M	75	CH3DSS	72
33-212	116	AWP050M	75	CH50DS	120
33-279	107	AWP525A	127	CL42R	122
33-726	107			CL44R	122
3M 7192	96			CL46R	122
3M 7193	96	<b>B</b>		CL48R	122
3M 7194	96	BFT1316	91	CLD210MA	105
6338DSB	79, 128	BG500	128	COWA3116ECON-50	128
93AP	71	BH08AV	118	CR1013	99
93AW	71	BH16AV	116	CR3000Z	99
14160	71	BH24AV	120	CR700N	122
		BH32AV	122	CR951	99
		BH3AVS	72	CRS350	122
		BH4AVS	72	CSR202	109
		BHC96420	114	CST500	109
		BHS2	114	CT155A	105, 124
<b>A</b>		BJ7025MA	114	CVB3080	114
A1216	23	BPKIT2	109, 124		
A128	23	BPS243	124	<b>D</b>	
A1612	31	BRD129MA	95, 120	DBC18C	114
A1624	31	BT1036DS	93	DBPS257	124
A812	19	BT1058TD	93	DCG6571B	80
AB16PA	91	BT1059HD	93	DCG6571M1	80
AC352	111	BT1060GPD	93	DCS380B	80
AC70089A	124	BT753B	91	DCS380P1	80
AD1200K	128	BT96152A	113, 124	DCT414B	80
AD3800AH	78	BTB1A	109	DCT414S1	80, 124
AD540	78	BTH14HRA	93	D0C6027	106, 118
ADQP380	128	BTH14RH	93	D0C61232F	106
AG14	78	BTH153CR	93	DH192AV	72
AG14AH	78	BTH153CRF	93	DH193AV	72, 116
AG325AH90	128	BTH158GP	93	DPL50KSS	122
AG325S	128	BTH158GPF	93	DT150-38CV	116
AJ18B	122	BTH162S	93	DTG1000C	111
AJ24B	122	BTH162SF	93	DTS6-SET	112
AP1216	23	BTH164UP	93	DW4988	81
AP128	23	BTH164UPF	93	DW4989	81
AP1612RB	31	BTS4F	93	DWE402	81
AP1612RB-BIT	31	BTS4W	93	DWE402N	81
AP1612RB-SKT	31	BTS7F	93	DWP849X	81
AP1624	31	BTS7W	93		
AP812	19	BWP151-891-M1D1	74	<b>E</b>	
AR154	77	BWS7B	120	E030712-US	42, 43
AR249	77, 127			E031803	130
AR778A	126			E032805	130
AS4548B	112	<b>C</b>			
AS6MS-PSA	78	CB4S	128	E032900-US	130
ASL200M	88			E034808	44
				E034820-US	130
				E034830	130
				E041505	47
				E041506	47
				E041507	47
				E041605	131
				E041634	131
				E041635	131
				E041636	47
				E041637	46
				E041638	47
				E041639	47
				E041641	131
				E041643	45, 131
				E041656	46, 131
				E041657	46
				E041658	46
				E041659	46
				E041660	46
				E041661	46
				E110310-US	130
				E110314	130
				E111104	120
				E111105	120
				E111106-US	53
				E111111	53
				E111119	52
				E111120	52
				E111712	130
				E112501	130
				E113947	130
				E131601	130
				E131701	130
				E150109	130
				E150115	130
				E160801	130
				E160902	130
				E187368	130
				E4122	13
				E4122-FB	130
				E418226	130
				E5422	13
				E5422-FB	130, 131
				EB118X1KT	128
				EB12VT	128
				EB1X118ST	128
				EB34X1ST	128
				EM720C	85





# INDEX - SKU NUMBER

## OFH245C - VR18FK

OFH245C	100
OFKIT5PC	100, 124
OF57-SET	100
OSW-SET	104

### P

P11LRDCA	116
P20	122
P210KN	122
P22	118
P7WR	118
PA846B	114
PB44CR	122
PB518B	124
PBS3CR	116
PC12PTSS	70, 116
PCS1000K	120
PFK4150A	115
PK100	62
PK1250	118
PK490Q	63
PK4Q	63
PK6	122
PKE63PTB	69
PKE53PTB	69
PL110A	89
PR6	106
PS1190B	107
PS1190B	124
PS15-KIT	92
PS16DR	68
PS4SA	69
PS4SJ	58, 122
PS56A	57
PS58A	57
PSL5DR	68, 120
PSM4CR	118
PSM4DR	68
PSML4DR	68
PSPKITA	115
PSR7DR	68, 124
PT730MB	124
PWPPP319FTC	87
PWPPP3LS01	87
PWPPPMT	87
PWPPPSK	87
PWR12	59
PWR18	59
PWR24	59

### Q

QB2HYG	98
QCAS16	79
QM24+	98, 128

### D

RM32A	116
-------	-----

### S

S13P	112
S14AP	112
S14P	112
S3200	98
S3208	97
S3970D	98, 128
S444	111
S445	111
S7EWPT	41
SAD6T	41, 118
SB2D	91
SBDR123SA	66, 118
SBDR13	66
SBDR49SA	66
SBDR8	66
SBE5B	122
SBODM52PTR	122
SBOL6K	122
SBPL3PT	118
SBT590	95
SBT59800	95
SCO11KS	38
SCB15K2KS	48
SCB182KS	48
SCB76PTKS	48
SCB7PTKS	48, 118
SCEX35S	128
SCF4AK	70
SCHB8PT	122
SCHBM10H	122
SCL11LKS	120
SCL14PT	49
SCL5PT	49
SCLLM102KS	120
SCLM14PT	49
SCLM5PT	49
SCLM5XLPT	49
SCO11KS	122
SCOV5KS	38
SCP2	71
SD1118	110

SD1270S8	101
SD5006B	101
SD9TR	65, 122
SDB12CG	64
SDB12CO	64
SDB12CR	64, 116
SDB6CG	64
SDB6CO	64
SDB6CR	64
SDL7TPR	65, 122
SDL8CR	120
SDP2	69
SDP4CR	120
SDT6PT	122
SDTM5PT	122
SFB56PTR	49
SFBM66PTR	49
SFC7PT	118
SFCM7PT	118
SG1300-13	91
SG1300-14	91
SG1300-15	91
SG1300-18	91
SH2AV	72
SH3AV	72
SH4AV	72
SHKL13APA	67
SHKML9APA	67
SHKS13C	116
SHKS13SP	67
SHKSM9C	116
SHKSM9SP	67
SHKT9PT	118
SHKTM8PT	118
SHKTT7PT	120
SID13BA	66, 116
SLF3	70, 118
SM102TR	20
SM106TR	20, 116
SM126BRPT	21
SMB10KKS	48
SMB14KKS	48
SMB19KS	48
SMB5KS	48
SMCOS10KS	38, 122
SMD126BRPT	21
SMD82TR	20, 116
SMD86TR	20
SMDM102TR	20, 116
SMDM106TR	20

SMDM126BRPT	21
SMEK5PT	19
SMEW5PT	19
SMF4KB	118
SMF6A	120
SMH17PT	118
SMHB10KS	48, 118
SMIP106TR	127
SMM102TR	20
SMM106TR	20
SMM126BRPT	21, 116
SMM246PTR	40
SMM446BR	40
SMMIP126TR	127
SMMU92TRA	120
SMMU96BRPT	21
SMP5EKL	127
SMRF4KB	122
SMU76BRPT	21
SMUP56TR	127
SMUPM96TR	127
SMXTL8B	118
SMXU4T	41
SMXUT11HB	120
SMXVE11B	118
SMXVE13B	39
SND7F	65
SND7F	118
SND9M	65
SND9M	118
SP12M	102
SP162	122
SP3COB	124
SP4EBP	41
SP57HB	120
SP600A	102
SP700A	102
SPB3PT	70, 120
SPEX5S	79
SPK13-SET	102
SPK9-SET	102, 118
SPL1500M	88
SR400	122
SR4FA	122
SR4MA	122
SRPP6KSS	120
SRPS4	120
SRWF28PTB	51, 118
SRWLF28PTA	51
SRWMF212PTB	51, 118



SRWMLF212PTA	51	SVPM132TR	34	<b>T</b>		TWZ600	55
SRWM0212PTB	50, 116	SVPM136BRPT	37	T3425	9	TWZA600FD	54
SRWM026PTB	50	SVPM136TR	35, 126	T3425TC	9	<b>U</b>	
SRWMS214PTA	50	SVPM236CBR	35	T5025PDP	8, 9	UC2822DTF	132
SRW0212PTB	50, 116	SVPM66BRPT	37	T5025TC	8, 9	UC2822DTH	132
SRWS210PTA	50	SVUP7PTR	126	T6725DT	9	UC3016	15
SS3A	69	SVUPM7PTR	126	T6725PDP	8	UC3016-1DRW	15
SS4A	69, 116	SX122TR	24, 116	T6725TC	8	UC3919-3DRW	15
ST12HB	39, 118	SX126BRPT	26	TB505	16	UC4122DTF	133
ST13B	39, 116	SX126TR	24	TB506	16	UC4122DTH	133
ST150B	120	SX146TR	122	TBLGORG	16	UK111	71
STL500MR	89	SX446BR	40	TCT101A	62	UPT100-SET	92
STP600B	107, 124	SXA14B	39	TCT1028B	63	UTS024A	94
STTP25B	118	SXA7PT	39, 118	TCT15E	116	UTS036A	94
SV108TR	32	SXAB15B	39	TCT52A	62	<b>V</b>	
SV152TR	32	SXALB7PT	118	TCT52E	120	V18SF	30
SV156BRPT	36	SXAS7PT	39	TCT56EC	62	V20SL	30
SV156TR	32, 116	SXD122TR	25	TD76COMBOS-US	73, 124	V220MMR	122
SV206TR	32	SXD126BRPT	27, 116	TD6479	111, 116	V221MMR	122
SV5EWPT	30	SXD126TR	25	TFL6-SET	126	V222MMR	122
SVA15B	38	SXDM142TR	25	TG110	111	V223MMR	122
SVA7B	38, 126	SXDM146BRPT	27	TG120	111	V224MMR	122
SVAM8B	38, 126	SXDM146BRPT	116	TG150	111	V225MMR	122
SVD122TR	33	SXDM146TR	25	TG400	111, 116	V226MMR	122
SVD126BRPT	36, 118	SXDM186TR	25	TG570	111	V227MMR	122
SVD126TR	33	SXDP106BRPT	27	TL60096	88	V228MMR	122
SVDM102TR	33	SXDP76TR	126	TL650E	124	V229MMR	122
SVDM106BRPT	36, 118	SXDPM146TR	126	TL98268	89	V230MMR	122
SVDM106TR	33	SXDPM156BRPT	27	TL98795	89	V24SF	30, 118
SVDP136BRPT	37, 126	SXE6EKLQ	120	TL98813	88	V24SFA	30
SVDP136TR	35	SXEK5PT	23, 116	TLL4400	89, 124	V30SF	30
SVDP186TR	35	SXEW5PT	23	TP1330B	95	V3U	31
SVDPM116TR	35	SXEW7PT	23, 122	TP727B	109, 124	V426R	122
SVDPM166BRPT	37, 126	SXIM136TR	122	TPS4243	94	V446R	122
SVDPM166TR	35	SXM142TR	24, 116	TPT460M	105, 124	V466R	122
SVDPM246CBR	35	SXM146BRPT	26	TRCOMBO-48	73, 124	V486R	122
SVDPM66BRPT	37	SXM146TR	24	TS1	59	V506R	122
SVE5PT	30, 118	SXM186TR	24, 122	TS2	59	VG3000	105
SVH7PTA	38	SXMA7PT	39, 118	TS3	59	VP10EB	30
SVHM10PT	38, 120	SXMALB8PT	118	TT7750	87	VP2EB	30
SVM102TR	32	SXMAS8PT	39	TWM200A	120	VP3EB	30
SVM106BRPT	36, 116	SXMU106BRPT	26	TWM200HTC	55	VP5000K	104
SVM106TR	33	SXMU106TRA	118	TWM265IDA	54	VP5EB	30
SVM232TR	32	SXP3EKL	23, 126	TWMA265ID	54	VR1190K	28
SVM236TR	33	SXP86BRPT	26	TWV150FC	55	VR17K	116
SVP152TR	34	SXP86TR	126	TWV250FC	55, 120	VR1890FK	28
SVP156BRPT	37	SXPM116TR	126	TWV250FDA	54	VR1890FPA	28
SVP156TR	34, 126	SXPM156BRPT	26	TWVA250FD	54	VR1890K	28
SVP3EKL	126	SXU76BRPT	26	TWX1000FC	55	VR1890LFK	29
SVP3EKL	126	SXUE9B	120	TWX100FC	55, 118	VR1890LFPA	29
SVP3TK	112	SXUP76TR	127	TWX100FDA	54	VR1890PA	28
SVP92TR	34	SXUPD72PTR	127	TWX200HTC	55	VR18FK	118
SVP96TR	34	SXUPDM106TR	127	TWX80FC	55		
SVPEXR4PT	30	SXUPM106TR	127	TWXA100FD	54		



# INDEX - SKU NUMBER

## VR2690FPA - XUP2PB

VR2690FPA	28	<b>X</b>		XR5MK	120
VR2690LFK	29	X12SFA	22, 118	XR790AK	22
VR2690LFPA	29	X17SL	22	XR990AFPA	22
VR2690PA	28	X3U	23, 116	XR990APA	22, 116
VSG211ZR	60	XP12EP	23	XUP2BA	126
VSG7LW	60	XP24EP	23	XUP2BB	23
VT43P	111, 116	XP3EB	23	XUP2PB	23
VUP2BA	31, 126	XP3EP	23		
VUP2PA	31	XP6EP	23		
VUP2XBA	31	XR12K	118		
		XR1390AFPA	22		
		XR1390AFPAS	22, 120		
		XR1390AK	22		
		XR1390APA	22		
		XR1390LFK	22, 120		
		XR1390LFPA	22, 116		
		XR1890AFPA	22		
		XR1890LFPA	22		
		XR4C	22		
		<b>W</b>			
WH90749	96				
WH90750	96				
WH90753	96				
WSC200B	62				
WSC665	120				
WSC7	62				
WT2	63				



### REVOLUTIONARY LIGHTING FEATURES:

- Industry-first lighting solution on a pneumatic tool
- Powerful removable dual LED ring illuminates work areas with minimal shadowing
- Easily charges via a supplied micro USB cable
- Glass filled nylon casing

# NOTES

Lined area for notes, consisting of two columns of horizontal lines.





# MADE IN AMERICA

WITH GLOBAL MATERIALS

At Mac Tools®, we're proud of our American heritage, going all the way back to our founding in 1938. We showcase that pride in our premier tool storage products, utility carts, and accessories. Built in the USA with domestic and global materials by American tradesmen.

Allentown, PA is the home of Mac Tools® Tool Storage solutions; where we design and build products for professional technicians.

***ASSEMBLED BY THE HANDS OF AMERICANS  
WHO TRULY TAKE PRIDE IN THEIR WORK.***

Our fabricators have dedicated themselves to making superior Tool Storage solutions of exceptional design, quality, and durability. We source the highest quality materials and components from around the globe to provide professional quality at a fair price.





**PRODUCTS WITH THESE ICONS ARE BUILT IN AMERICA**



Skilled fabricators form and weld heavy-duty steel into the sides, backs, tops, and drawers on all Tool Storage products. Strict quality controls at every step of the way ensure that each product is straight, sturdy, and built to last.

Our state-of-the-art powder coating process ensures a smooth and durable finish. Our Allentown manufacturing facility uses this process to deliver the quality you expect from Mac Tools®.

The Allentown team is dedicated to fabricating Tool Storage solutions with exceptional quality that lasts a lifetime. We believe that continuing to build Tool Storage in the USA ensures that we continue to provide the legendary quality you expect and deserve. We believe in our products and in our American work force.

*We manufacture only high-quality automotive tools and toolboxes built in the USA with domestic and global materials by our own workers.*



**ALLENTOWN, PA**  
Tool Storage

**CHARLOTTE, NC**  
Power Tools

**CHERAW, SC**  
Screwdrivers

**DALLAS, TX**  
Ratchets, Wrenches, Sockets



# MAC TOOLS®



800.MACTOOLS



MACTOOLS.COM



Mac Tools® began its rock-solid reputation in 1938 as the Mechanics Tool and Forge company, a small foundry in Ohio, producing some of the finest hand tools in the world.

Throughout the years, it grew internally and by acquisition. Today, Mac Tools® is an international business with Distributors around the world.



© Stanley Black & Decker, Inc

Please be advised that not all items in this catalog are under contract with GSA; please refer to GSA Advantage at [gsaadvantage.gov](http://gsaadvantage.gov) to verify items under contract.



800.MACTOOLS



MACTOOLS.COM

MT7800STP Rev 1 Printed in the United States