

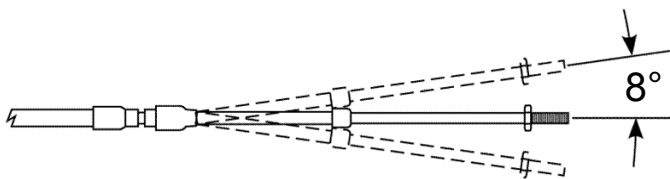
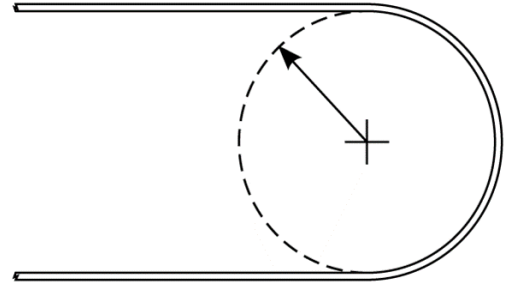
MADE IN THE USA!



INSTALLATION TIPS

The installed cable bend radius should always be as generous as possible for maximum cable life and efficiency.

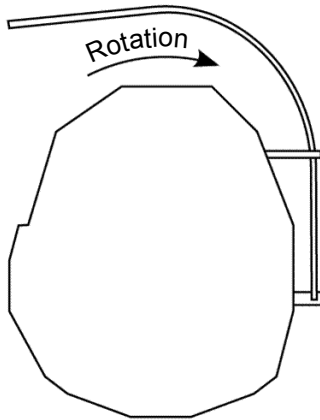
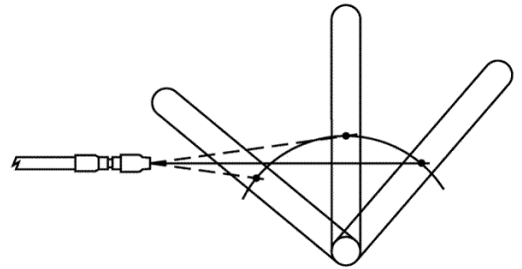
For the best performance, keep the number of bends to a minimum.



Attachment points should always be anchored securely. Silver Jacket Cables with sleeve type ends have a built in swivel to accept up to 8° of deflection.

For best performance keep this deflection to a minimum.

When cables are attached to devices that travel in an arc through its motion, (such as levers, pedals, etc.) locate the cable in the center of the arc path as illustrated.



In many applications the cable end and the attachment point are both mounted to the object being controlled.

This is especially important when object movement is present, that could produce undesirable cable movement.

**ALWAYS AVOID PINCHING, CRUSHING OR EXCESSIVE HEAT.
PERIODIC INSPECTION OF CONNECTIONS AND SEALS IS RECOMMENDED. REPLACE WHEN NECESSARY.**

DISCLAIMER OF WARRANTY

Neither the seller nor the manufacturer will be liable for any loss, damage, or injury directly or indirectly arising from the use or inability to determine the use of these products. Before using, the user shall determine the suitability of the products for their intended use, and the user shall assume all responsibility and risk in connection herewith.



TECHNICAL SUPPORT INFORMATION

P: 231-873-9252 | F: 231-873-0218
tech@pro-werks.com | www.pro-werks.com