

INDEX

PART NAME	GROUP NUMBER	PART NAME	GROUP NUMBER
A		B - cont'd.	
Actuator (brake pedal)	2B187	Bracket assy. (parking brake equalizer lever)	2A762
Actuator assy. (brake skid control)	2B002	Brake shoe & lining assy. (front)	2018-9
Adapter (brake pressure differential valve connector)	2B276	Brake shoe & lining assy. (rear)	2218-9
Adapter (power brake booster push rod)	2B014	Brush & holder (A/C compressor clutch)	2979
Arm (A/C compressor belt adjustment)	2A942	Bumper (brake pedal)	2B184
		Bushing (brake & clutch pedal)	2471
		Bushing (brake master cylinder push rod)	2A309, 2474
		Bushing (brake pedal)	2461
		Bushing (power brake booster lever)	2A150
		Bushing (power brake booster piston guide)	2B014
		Bushing (spare wheel carrier)	2461
		Button (parking brake handle)	2791
B		C	
Baffle (front brake grease)	2240	Cable (parking brake extension)	2853
Bearing (A/C compressor belt idler pulley)	2873, 2990	Cable (parking brake intermediate)	2A815
Bearing (A/C compressor clutch)	2990	Cable assy. (brake shoe adjusting lever)	2A178
Bearing (power brake booster lever)	2B346	Cable & conduit (parking brake front)	2853
Bolt (A/C compressor idler pulley mounting)	2A934	Cable & conduit (parking brake rear)	2A635
Bolt (brake master cylinder link rod)	2462	Cable repair kit (parking brake)	2A753
Bolt (brake pedal assy.)	2B185	Caliper assy. (front disc brake)	2B120-1
Bolt (rear brake backing plate)	2248	Caliper repair kit (front disc brake)	2221
Booster assy. (power brake)	2005	Cap (A/C compressor belt idler pulley)	2894
Booster installation kit (power brake)	2A091	Cap assy. (brake master cylinder filler)	2162
Booster repair kit (power brake)	2309	Clamp (power brake booster bellows)	2B155
Boot (brake cylinder or caliper)	2206-7	Clamp (power brake booster hose)	2342
Boot (brake master cylinder)	2180	Clamp (P/S return line)	2344
Boot (brake pressure metering valve push rod)	2B445	Clip (brake hose)	2814
Boot (front disc brake caliper)	2206-7	Clip (brake line)	2244
Boot (parking brake cable)	2K650	Clip (brake pressure control valve retainer)	2B266
Boot (parking brake lever)	2A713	Clip (front disc brake shoe anti-rattle)	2B164
Boot (power brake booster push rod)	2A477	Clip (front disc brake shoe hold down spring)	2066
Brace (A/C compressor)	2888, 2889, 2A951	Clip (parking brake cable)	2860
Bracket (A/C compressor adjusting)	2883	Clip (parking brake cable spring lock)	2814
Bracket (A/C compressor mounting)	2882	Clip (power brake booster air filter cover)	2A485
Bracket (brake line support)	2A051	Clip (power brake booster push rod to operating lever)	2525
Bracket (brake pedal actuator)	2B189	Clutch & pulley (A/C compressor)	2884
Bracket (brake pressure differential valve)	2B260	Connector (brake pedal actuator)	2B188
Bracket (brake skid control actuator mounting)	2B371	Connector (brake tube)	2074-5
Bracket (brake skid control module)	2B389	Connector (parking brake cable)	2A790
Bracket (brake speed control retarder valve mounting)	2B288	Control assy. (parking brake)	2780
Bracket (brake tube support)	2K206, 2A275	Cover (brake adjusting hole)	2092
Bracket (front brake hose support)	2082	Cover (brake pedal pad)	2A487
Bracket (front disc brake caliper)	2B134-5	Cover (parking brake pedal pad)	2A798
Bracket (parking brake cable)	2530-1	Cup (brake cylinder piston)	2201-2
Bracket (parking brake cable equalizer rod)	2A816	Cup (brake master cylinder primary)	2173
Bracket (parking brake cable support)	2649	Cup (brake shoe hold down spring)	2066
Bracket (parking brake cable to dash)	2857	Cylinder assy. (brake master)	2140
Bracket (parking brake control mounting)	2795	Cylinder assy. (front brake)	2061-2
Bracket (parking brake equalizer)	2631	Cylinder assy. (rear brake)	2261-2
Bracket (power brake booster mounting)	2031-2, 2A248	Cylinder repair kit (brake master)	2004
Bracket (rear brake hose support)	2073	Cylinder repair kit (front brake)	2221
		Cylinder repair kit (rear brake)	2128

SECTION 20

FORD CAR PARTS

YEAR	MODEL RESTRICTIONS	BRAKE SIZE ▲ (INCHES)	FRONT	REAR
2001 SHOE and LINING KIT - BRAKE - continued - For contents of kit refer to Section 20.1				
- A -				
71/	A (exc. P/C)-disc brakes		D0AZ 2001-D	(NOTE 1)
	A (P/C with H/D disc brakes) "Before 1/4/71"		D0AZ 2001-D	(NOTE 1)
	A (P/C with H/D disc brakes) "From 1/4/71"		Not available	
	A (P/C with extra H/D disc brakes)- "Before 1/4/71"		D1AZ 2001-A	(NOTE 1)
	A (P/C with extra H/D disc brakes) - "From 1/4/71"		D1AZ 2001-D	(NOTE 1)
	A (exc. P/C with extra H/D disc brakes, Taxi, manual adjusters)	11 x 2 1/4		C5AZ 2200-E
	A (exc. P/C with extra H/D disc brakes, Taxi, manual adjusters)	11 x 2 1/4 F.R.		C5AZ 2200-D
	A (P/C with extra H/D disc brakes)	11 x 2 1/4		C9AZ 2200-A
	A (Taxi, manual adjusters)	11 x 2 1/2 bonded W. R.		C3AZ 2200-A
- B -				
65	B (exc. 71, P/C, Taxi)	10 x 2 1/4	★C7OZ 2001-B r/b D1OZ 2001-C	C7ZZ 2200-A
	B (71)	10 x 1 3/4		C6OZ 2001-A
	B (P/C)	10 x 2 1/2 F.R.	C6OZ 2001-A	C6OZ 2001-A
	B (Taxi)	10 x 2 1/2 F.R.		C6OZ 2200-A
	B (Taxi)	10 x 2 1/2 bonded W. R.	C2OZ 2001-E	
	B (Taxi)	10 x 2 bonded W. R.		C2OZ 2200-B
66	B (54, 62)-except 8 cyl. 390	10 x 2 1/4	★C7OZ 2001-B r/b D1OZ 2001-C	
	B (except P/C, Taxi)	10 x 2 1/4	★C7OZ 2001-B r/b D1OZ 2001-C	C7ZZ 2200-A
	B (54, 62)-8 cyl. 390	10 x 1 3/4		C6OZ 2001-A
	B (63, 76)	10 x 2 1/2 F.R.	C6OZ 2001-A	C6OZ 2200-A
	B (71)-except 8 cyl. 390	10 x 2 F. R.		C6OZ 2200-A
	B (71)-except 8 cyl. 390	10 x 2 1/2 F.R.	C6OZ 2001-A	
	B (P/C)	10 x 2 F. R.		C6OZ 2200-A
	B (P/C)	10 x 2 1/2 F.R.	C6OZ 2001-A	
	B (71)-8 cyl. 390	10 x 2 F.R.		C6OZ 2200-A
	B (71)-8 cyl. 390	10 x 2 1/2 F.R.	C6OZ 2001-A	C6OZ 2001-A
	B (Taxi)	10 x 2 1/2 bonded W. R.	C2OZ 2001-E	
	B (Taxi)	10 x 2 bonded W. R.		C2OZ 2200-B
67	B (Taxi)	10 x 2 1/2 bonded W. R.	C2OZ 2001-E	
	B (Taxi)	10 x 2 bonded W. R.		C2OZ 2200-B
	B (disc brakes-exc. 8 cyl. 427)		C5ZZ 2001-B	(NOTE 1)
	B (disc brakes-8 cyl. 427)		C7OZ 2001-C	(NOTE 1)
67/68	B (exc. 71, P/C, 8 cyl. 390, 427, 428CJ, Taxi)	10 x 2 1/4	★C7OZ 2001-B r/b D1OZ 2001-C	C7ZZ 2200-A
	B (exc. 71)-8 cyl. 390	10 x 1 3/4		
	B (71)-exc. 8 cyl. 390, 427, 428	10 x 2 1/2 F.R.	C6OZ 2001-A	
	B (P/C)	10 x 2 F.R.		C6OZ 2200-A
	B (exc. 71)-8 cyl. 428	10 x 2 1/2 F.R.	C6OZ 2001-A	C6OZ 2001-A
	B (66)			
	B (71)-8 cyl. 390, 427, 428			
68	B (Taxi)	10 x 2 1/2 F.R.	C6OZ 2001-A	
	B (Taxi)	10 x 2 F.R.		C6OZ 2200-A
	B (disc brakes)		D0OZ 2001-C	(NOTE 1)
69	B (54, 63, 65 w/6 cyl. 250, 8 cyl. 302 eng. exc. P/C & Taxi)	10 x 2 1/4	★C7OZ 2001-B r/b D1OZ 2001-C	
	B (54, 63, 65 w/6 cyl. 250, 8 cyl. 302 eng.-P/C & Taxi)	10 x 2 F.R.		C6OZ 2200-A
	B (54, 63, 65 w/6 cyl. 250, 8 cyl. 302 eng.-P/C & Taxi)	10 x 2 1/2 F.R.	C6OZ 2001-A	
	B (66, 71, 76 w/6 cyl. 250, 8 cyl. 302)	10 x 2 F.R.		C6OZ 2200-A
	B (66, 71, 76 w/6 cyl. 250, 8 cyl. 302)	10 x 2 1/2 F.R.	C6OZ 2001-A	
	B (66, 71, 76 w/6 cyl. 250, 8 cyl. 302)	10 x 2 F.R.		C6OZ 2200-A

▲ F. R. - Fade Resistant optional on all models, W. R. - Wear Resistant

NOTE 1 - For rear lining on vehicles with disc brakes refer to appropriate drum brake application

YEAR	MODEL RESTRICTIONS	BRAKE SIZE (INCHES)	FRONT	REAR
2001 SHOE and LINING KIT - BRAKE - continued - For contents of kit refer to Section 20.1				
- B -				
69	B (54, 65, 76 w/8 cyl. 351, 390)	10 x 2 1/2 F. R. 10 x 2 F. R.	C6OZ 2001-A	C6OZ 2200-A
	B (66, 71 w/8 cyl. 351, 390) B (8 cyl. 428)	10 x 2 1/2 F. R.	C6OZ 2001-A	C6OZ 2001-A
	B (disc brakes)		D0OZ 2001-C	(NOTE 1)
70	B(54, 57, 62, 63, 65)-6 cyl. & 8 cyl. 302	10 x 2 1/4	★C7OZ 2001-B r/b D1OZ 2001-C	
	B (54, 57, 63, 65)-8 cyl. 351, 429 B(62) 8 cyl. 351	10 x 2 1/2 F. R.	C6OZ 2001-A	
	B (66, 71, 76)-6 cyl. & 8 cyl. 302, 351, 429	10 x 2 1/2 F. R.	C6OZ 2001-A	
	B (disc brakes)-exc. P/C		D0OZ 2001-C	(NOTE 1)
	B (disc brakes)-P/C		D1GY 2001-A	(NOTE 1)
	B(exc. 66, 71)	10 x 2 F. R.		C6OZ 2200-A
	B (66, 71)-6 cyl. & 8 cyl. 302	10 x 2 F. R.		C6OZ 2200-A
	B (66, 71)-8 cyl. 351, 429	10 x 2 1/2 F. R.		C6OZ 2001-A
71	B (54, 57, 63, 65)-6 cyl. & 8 cyl. 302 "Before 10/20/70"	10 x 2 1/4	★C7OZ 2001-B r/b D1OZ 2001-C	
	B (54, 57, 63, 65)-6 cyl. & 8 cyl. 302 "From 10/20/70"	10 x 2 1/4	D1OZ 2001-E	
	B (54, 57, 63, 65)-8 cyl. 351, 429 "Before 10/20/70"	10 x 2 1/2 F. R.	C6OZ 2001-A	
	B (66, 71, 76) "Before 10/20/70"			
	B (54, 57, 63, 65)-8 cyl. 351, 429 "From 10/20/70"	10 x 2 1/2	D1OZ 2001-B	
	B (66, 71, 76) "From 10/20/70"			
	B (disc brakes)-exc. P/C		D0OZ 2001-C	(NOTE 1)
	B (disc brakes)-P/C		D1GY 2001-A	(NOTE 1)
	B (54, 57, 63, 65, 76)	10 x 2 F. R.		C6OZ 2200-A
	B (66, 71)-6 cyl. & 8 cyl. 302)			
	B (66, 71)-8 cyl. 351, 429)	10 x 2 1/2 F. R.		C6OZ 2001-A
72	B (exc. P/C)-disc brakes		D2OZ 2001-C	
	B (P/C)-disc brakes		D2OZ 2001-D	
	B (53, 63, 65) - exc. P/C	10 x 2 F. R.		C6OZ 2200-A
	B (53, 65)-P/C	11 x 2 1/4 F. R.		C5AZ 2200-D
	B (71, 97)-6 cyl. & 8 cyl. 302	10 x 2 F. R.		C6OZ 2200-A
	B (71, 97)-8 cyl. 351, 400, 429	10 x 2 1/2 F. R.		C6OZ 2001-A
- F -				
65/66	F (6 cyl. except 76)	9 x 2 1/4 9 x 1 1/2	C4DZ 2001-A	C4DZ 2200-A
	F (6 cyl. -76)	9 x 2 1/4	C4DZ 2001-A	C4DZ 2001-A
	F (8 cyl.)	10 x 2 1/4 10 x 1 3/4	★C7OZ 2001-B r/b D1OZ 2001-C	C7ZZ 2200-A
65/67	F (disc brakes)		C5ZZ 2001-B	NOTE 1
67/68	F (6 cyl.)	9 x 2 1/4 9 x 1 1/2	C4DZ 2001-A	C4DZ 2200-A
	F (8 cyl. 289, 302)	10 x 2 1/4 10 x 1 3/4	★C7OZ 2001-B r/b D1OZ 2001-C	C7ZZ 2200-A
	F (8 cyl. 390)	10 x 2 1/2 F. R. 10 x 1 3/4	C6OZ 2001-A	C7ZZ 2200-A
68	F (8 cyl. 427)	10 x 2 1/2 F. R. 10 x 2 F. R.	C6OZ 2001-A	C6OZ 2200-A
	F (8 cyl. 428)	10 x 2 1/2 F. R.	C6OZ 2001-A	C6OZ 2001-A
	F (disc brakes)		D0OZ 2001-C	NOTE 1
69	F (6 cyl. 200)	9 x 2 1/4 9 x 1 1/2	C4DZ 2001-A	C4DZ 2200-A
	F (6 cyl. 250, 8 cyl. 302)	10 x 2 1/4 10 x 1 3/4	★C7OZ 2001-B r/b D1OZ 2001-C	C7ZZ 2200-A
	F (8 cyl. 351, 390)	10 x 2 1/2 F. R. 10 x 2 F. R.	C6OZ 2001-A	C6OZ 2200-A
	F (8 cyl. 428)	10 x 2 1/2 F. R.	C6OZ 2001-A	C6OZ 2001-A
	F (disc brakes)		D0OZ 2001-C	NOTE 1

▲ F. R. - Fade Resistant optional on all models, W. R. - Wear Resistant

NOTE 1 - For rear lining on vehicles with disc brakes refer to appropriate drum brake application

May, 1975

COPYRIGHT © 1975 -

FORD MOTOR
COMPANY

- DEARBORN, MICHIGAN

FINAL ISSUE

SECTION 20

FORD CAR PARTS

YEAR	MODEL RESTRICTIONS	BRAKE SIZE ▲ (INCHES)	FRONT	REAR
2001 SHOE and LINING KIT - BRAKE - continued - For contents of kit refer to Section 20.1				
- F -				
70	F (6 cyl. 200)	9 x 2 1/4 9 x 1 1/2	C4DZ 2001-A	C4DZ 2200-A
	F (6 cyl. 250, 8 cyl. 302-2/B)	10 x 2 1/4 10 x 1 3/4	★C7OZ 2001-B r/b D1OZ 2001-C	C7ZZ 2200-A C6OZ 2200-A
	F (Boss 302)	10 x 2 F.R.		
	F (8 cyl. 351, 428)	10 x 2 1/2 F.R. 10 x 2 F.R.	C6OZ 2001-A	C6OZ 2200-A
	F (disc brakes)		D0OZ 2001-C	NOTE 1
71	F (6 cyl. & 8 cyl. 302) "Before 10/20/70"	10 x 2 1/4	★C7OZ 2001-B r/b D1OZ 2001-C	
	F (6 cyl. & 8 cyl. 302) "From 10/20/70 to 5/21/71"	10 x 2 1/4	D1OZ 2001-C	
	F (6 cyl. & 8 cyl. 302) "From 5/21/71"	10 x 2 1/4	D1OZ 2001-E	
	F (8 cyl. 351, 429) "Before 10/20/70"	10 x 2 1/2 F.R.	C6OZ 2001-A	
	F (8 cyl. 351, 429) "From 10/20/70 to 5/21/71"	10 x 2 1/2	D1OZ 2001-B	
	F (8 cyl. 351, 429) "From 5/21/71"	10 x 2 1/2	D1OZ 2001-B	
	F (disc brakes)		D0OZ 2001-C	NOTE 1
	F (6 cyl. & 8 cyl. 302-2/B)	10 x 1 3/4		C7ZZ 2200-A
	F (Boss 302 & 8 cyl. 351, 429)	10 x 2 F.R.		C6OZ 2200-A
72	F	10 x 2 1/2	D1OZ 2001-B	
	F (disc brakes)		D0OZ 2001-C	
	F (6 cyl. & 8 cyl. 302)	10 x 1 3/4		C7ZZ 2200-A
	F (8 cyl. 351, 429)	10 x 2 F.R.		C6OZ 2200-A
- L -				
71	L	9 x 2	D1FZ 2001-A	
	L (disc brakes)		D1FZ 2001-B	NOTE 1
	L "Before 4/21/71"	9 x 1 1/2		★D1FZ 2200-A r/b D1FZ 2200-B
	L "From 4/21/71"	9 x 1 1/2		D1FZ 2200-B
72	L	9 x 2	D1FZ 2001-A	
	L (disc brakes)		D1FZ 2001-B	NOTE 1
	L (exc. 73)	9 x 1 1/2		D1FZ 2200-B
	L (73)	9 x 1 3/4		D2FZ 2200-A
- P -				
70	P (6 cyl.)	9 x 2 1/4 9 x 1 1/2	C4DZ 2001-A	C4DZ 2200-A
71	P (6 cyl.)	9 x 2 1/4	D1DZ 2001-B	
	P (6 cyl. 250) "Before 10/20/70"	10 x 2 1/4	★C7OZ 2001-B r/b G1OZ 2001-C	
	P (6 cyl. 250 & 8 cyl.) "From 10/20/70 to 5/21/71"	10 x 2 1/4	D1OZ 2001-C	
	P (6 cyl. 250 & 8 cyl.) "From 5/21/71"	10 x 2 1/4	D1OZ 2001-E	
	P (6 cyl.) "Before 4/21/71"	9 x 1 1/2		D1DZ 2200-A
	P (6 cyl.) "From 4/21/71"	9 x 1 1/2		D1DZ 2200-B
	P (6 cyl. 250 & 8 cyl.)	10 x 1 3/4		C7ZZ 2200-A
72	P (6 cyl.)	9 x 2 1/4	D1DZ 2001-B	
	P (6 cyl. 250 & 8 cyl.)	10 x 2 1/2	D1OZ 2001-B	
	P (6 cyl.)	9 x 1 1/2		D1DZ 2200-B
	P (6 cyl. 250 & 8 cyl.)	10 x 1 3/4		C7ZZ 2200-A
- S -				
65/66	S	Disc 11 x 2 1/2	C7VY 2001-A	C3SZ 2200-B
67	S	Disc 11 x 2 1/4 11 x 2 1/4 F.R.	C6AZ 2001-B	C5AZ 2200-E C5AZ 2200-D
68	S	Disc 11 x 2 1/4 11 x 2 1/4 F.R.	C9AZ 2001-C	C5AZ 2200-E C5AZ 2200-D
69	S	Disc 11 x 2 1/4 F.R.	C9AZ 2001-C	C5AZ 2200-D

▲ F. R. - Fade Resistant optional on all models

NOTE 1 - For rear lining on vehicles with disc brakes refer to appropriate drum brake application

YEAR	MODEL RESTRICTIONS	BRAKE SIZE ▲ (INCHES)	FRONT	REAR
2001 SHOE and LINING KIT - BRAKE - continued - For contents of kit refer to Section 20.1				
- S -				
70/71	S	Disc 11 x 2 1/4 F.R.	D0AZ 2001-D	C5AZ 2200-D
72	S	Disc 11 x 2 1/4 F.R.	D3SZ 2001-A	C5AZ 2200-D
- U -				
66/	U	11 x 2	C8TZ 2001-B	
	U (2780 lb. axle)	" Before Ser. 872, 001" 10 x 2 1/2 Wagner		C6TZ 2001-E
	U (2780 lb. axle)	" From Ser. 872, 001" 10 x 2 1/2 Wagner		C6TZ 2001-F
	U (3300 lb. axle)	11 x 1 3/4 Bendix		C8TZ 2200-C
- X -				
65	X (8 cyl.)	10 x 2 1/4 10 x 1 3/4	★C7OZ 2001-B r/b D1OZ 2001-C	C7ZZ 2200-A
	X (6 cyl. -54, 62, 63)-	9 x 2 1/4 9 x 1 1/2	C4DZ 2001-A	C4DZ 2200-A
	X (6 cyl. -59, 66, 71, 76, 78)-	9 x 2 1/4	C4DZ 2001-A	C4DZ 2001-A
66	X (6 cyl. -54, 62)	9 x 2 1/4 9 x 1 1/2	C4DZ 2001-A	C4DZ 2200-A
	X (6 cyl. -66)	10 x 2 1/2 F.R. 10 x 2 F.R.	C6OZ 2001-A	C6OZ 2200-A
	X (6 cyl. -71)	10 x 2 1/4 10 x 2 F.R.	★C7OZ 2001-B r/b D1OZ 2001-C	C6OZ 2200-A
	X (8 cyl. 54, 62)	10 x 2 1/4 10 x 1 3/4	★C7OZ 2001-B r/b D1OZ 2001-C	C7ZZ 2200-A
	X (8 cyl. -66)	10 x 2 1/2 F.R.	C6OZ 2001-A	C6OZ 2001-A
	X (8 cyl. -71)	10 x 2 1/2 F.R. 10 x 2 F.R.	C6OZ 2001-A	C6OZ 2200-A
67	X (disc brakes)		C5ZZ 2001-B	(NOTE 1)
67/68	X (6 cyl. -54, 62)	9 x 2 1/4 9 x 1 1/2	C4DZ 2001-A	C4DZ 2200-A
67	X (6 cyl. -71)	" Before 10/20/66" 10 x 2 1/4 10 x 2 F.R.	★C7OZ 2001-B r/b D1OZ 2001-C	C6OZ 2200-A
67/68	X (6 cyl. -71)	" From 10/20/66" 10 x 2 1/2 F.R. 10 x 2 F.R.	C6OZ 2001-A	C6OZ 2200-A
	X (8 cyl. -54, 62)	10 x 2 1/4 10 x 1 3/4	★C7OZ 2001-B r/b D1OZ 2001-C	C7ZZ 2200-A
	X (8 cyl. -71)	10 x 2 1/2 F.R. 10 x 2 F.R.	C6OZ 2001-A	C6OZ 2200-A
68	X (disc brakes)		D0OZ 2001-C	(NOTE 1)
69	X (54, 62 w/6 cyl. engine)	9 x 2 1/4 9 x 1 1/2	C4DZ 2001-A	C4DZ 2200-A
	X (71)	10 x 2 1/2 F.R. 10 x 2 F.R.	C6OZ 2001-A	C6OZ 2200-A
	X (54, 62 w/8 cyl. engine)	10 x 2 1/4 10 x 2 F.R.	★C7OZ 2001-B r/b D1OZ 2001-C	C6OZ 2200-A
	X (disc brakes)		D0OZ 2001-C	(NOTE 1)
70	X (54, 62 w/6 cyl.)	9 x 2 1/4 9 x 1 1/2	C4DZ 2001-A	C4DZ 2200-A
	X (54, 62 w/8 cyl.)	10 x 2 1/4 10 x 2 F.R.	★C7OZ 2001-B r/b D1OZ 2001-C	C6OZ 2200-A
	X (71)	10 x 2 1/2 F.R. 10 x 2 F.R.	C6OZ 2001-A	C6OZ 2200-A
	X (disc brakes)		D0OZ 2001-C	(NOTE 1)

YEAR	MODEL	DESCRIPTION	QTY.	PART NUMBER
2B002 ACTUATOR ASSY. - BRAKE SKID CONTROL				
69	S		1	D0SZ 2B002-A
70	S	"Before 3/16/70"	1	D0SZ 2B002-A
	S	"From 3/16/70"	1	DISZ 2B002-B
71	S		1	DISZ 2B002-A
72	S	#D2LA 2B002-AB,AC	1	D2LY 2B002-A

▲ F.R. - Fade Resistant optional on all models # Identification Marking
 NOTE 1 - For rear lining on vehicles with disc brakes refer to appropriate drum brake application
 May, 1975 COPYRIGHT © 1975 - FORD MOTOR COMPANY - DEARBORN, MICHIGAN

FORD CAR PARTS**SECTION 20****2004 CYLINDER REPAIR KIT - BRAKE MASTER**

Refer to Group 2140 for Model Application

C1SZ 2004-A - consists of

1	C1VV	2A034-A	Seat
1	C1SS	2169-A	Piston
1	C1VV	2173-A	Cup
1	C1VV	2178-A	Valve
1	97421-S		Ring

C4AZ 2004-A - consists of

1	C3AA	2169-A	Piston
1	C2AA	2173-A	Cup
1	C4AA	2178-A	Valve
1	0A	2180	Boot
1	C1TT	7821-A	Snap ring

C4OZ 2004-A - consists of

1	C3AA	2169-B	Piston
1	C2AA	2173-A	Cup
1	C4AA	2178-A	Valve
1	C1TT	7821-A	Snap ring

C5SZ 2004-A - consists of

1	C1VV	2A034-A	Seat
1	C5SZ	2172-A	Piston
1	C5SZ	2173-A	Cup
1	C1VV	2178-A	Valve
1	97614-S		Snap ring

C5TZ 2004-A - consists of

1	C5TZ	2169-A	Piston
1	C5TZ	2173-A	Cup
1	C5TZ	2174-A	Snap ring
1	C5TZ	2178-A	Valve
1	C5TZ	2180-A	Boot

C5VY 2004-A - consists of

1	C5VY	2172-A	Piston
1	C2AA	2173-A	Cup
1	C4AA	2178-A	Valve
1	97615-S		Retainer

C6AZ 2004-A - consists of

1	C6AA	2143-A	Rod
1	C6AA	2169-A	Piston
1	C2AA	2173-A	Cup
1	C4AA	2178-A	Valve
1	0A	2180	Boot
1	C6AA	2B224-A	Retainer
1	C1TT	7821-A	Snap ring

C6ZZ 2004-A - consists of

1	C1VV	2A034-A	Seat
1	C5SZ	2173-A	Cup
1	C1VV	2178-A	Valve
1	97614-S		Retainer
1	616034		Boot
1	2226008		Piston

C7AZ 2004-B - consists of

1	C7AZ	2169-A	Piston
2	C7AA	2175-A	Valve
2	C7AA	2183-A	Spring
2	C7AA	2B220-A	Seat
1	C7AZ	2A502-A	Piston
1	C7AA	2A511-B	Stop
1	87002-S93		"O" ring
1	97614-S		Retainer
2	381752-S200		Screw

C7AZ 2004-C - consists of

1	C7AZ	2169-B	Piston
1	C7AZ	2A502-B	Piston
1	C7AA	2175-A	Valve
1	C7AA	2183-A	Spring
1	C7AA	2B220-A	Seal
1	C7AA	2A511-B	Stop
1	TAAK	7821-A	Snap ring
1	87002-S93		"O" ring

C7AZ 2004-F - consists of

1	C7AZ	2169-E	Piston
1	C7AA	2175-A	Valve
1	0A	2180	Boot
1	C7AA	2183-A	Spring
1	C7AA	2B220-A	Seat
1	C7AZ	2B224-A	Retainer
1	C7AZ	2A502-E	Piston
1	C7AA	2A511-B	Stop
1	C1TT	7821-A	Snap ring
1	87002-S93		"O" ring

C7AZ 2004-G - consists of

1	C7AA	2143-C	Rod
1	C8AA	2169-A	Piston
2	C7AA	2175-A	Valve
1	0A	2180	Boot
2	C7AA	2183-A	Spring
2	C7AA	2B220-A	Seat
1	C7AZ	2B224-A	Retainer
1	C8AA	2A502-A	Piston
1	C7AA	2A511-B	Stop
1	C1TT	7821-A	Snap ring
1	87002-S93		"O" ring

C7OZ 2004-D - consists of

1	C7OA	2143-A	Rod
1	C8AA	2169-A	Piston
2	C7AA	2175-A	Valve
1	0A	2180	Boot
2	C7AA	2183-A	Spring
2	C7AA	2B220-A	Seat
1	C7AZ	2B224-A	Retainer
1	C8AA	2A502-A	Piston
1	C7AA	2A511-B	Stop
1	C1TT	7821-A	Snap ring
1	87002-S93		"O" ring

***C7VY 2004-A - r/b D0AZ 2004-C consists of**

1	C7VY	2169-A	Piston
1	C7AA	2175-A	Valve
1	C7AA	2183-A	Spring
1	C7AA	2B220-A	Seat
1	C8AZ	2A502-B	Piston
1	C8AZ	2A512-A	"O" ring
1	C1TT	7821-A	Snap ring
1	87002-S93		"O" ring
1	381752-S200		Screw

C8AZ 2004-A - consists of

1	C8AZ	2143-A	Rod
1	C8AZ	2169-A	Piston
1	C7AA	2175-A	Valve
1	0A	2180	Boot
1	C7AA	2183-A	Spring
1	C7AA	2B220-A	Seat
1	C7AA	2B224-A	Retainer
1	C8AZ	2A502-C	Piston
1	C8AZ	2A512-A	"O" ring
1	C1TT	7821-A	Snap ring
1	87002-S93		"O" ring
1	381752-S200		Screw

***C8OZ 2004-A - r/b C9OZ 2004-B consists of**

1	C7OZ	2169-A	Piston
1	C7AA	2175-A	Valve
1	C7AA	2183-A	Spring
1	C7AA	2B220-A	Seat
1	C8OZ	2A502-B	Piston
1	C8AZ	2A512-A	"O" ring
1	87002-S93		"O" ring
1	97614-S		Snap ring
1	381752-S200		Screw

2004 CYLINDER REPAIR KIT - BRAKE MASTER - continued - Refer to Group 2140 for Model Application

★C8ZZ 2004-A - r/b D0AZ 2004-B consists of

1	C7ZZ	2169-B	Piston
1	C7AA	2175-A	Valve
1	C7AA	2183-A	Spring
1	C7AA	2B220-A	Seat
1	C8ZZ	2A502-B	Piston
1	C8AZ	2A512-A	"O" ring
1	C1TT	7821-A	Snap ring
1	87002-S93		"O" ring
1	381752-S200		Screw

C9AZ 2004-A - consists of

1	C9AA	2143-C	Rod
1	C9AA	2169-C	Piston
2	C9AA	2175-A	Valve
1	0A	2180	Boot
2	C7AA	2183-A	Spring
2	C9AA	2B220-A	Seat
1	C7AZ	2B224-A	Retainer
1	C9AA	2A502-C	Piston
1	D2AA	2A511-AA	Stop
1	C1TT	7821-A	Snap ring
1	87002-S93		"O" ring

★C9AZ 2004-B - r/b D0AZ 2004-C consists of

1	C9AZ	2169-D	Piston
1	C7AA	2175-A	Valve
1	C7AA	2183-A	Spring
1	C9AZ	2B220-A	Seat
1	C9AZ	2A502-D	Piston
1	C9AZ	2A511-A	Stop
1	C8AZ	2A512-A	"O" ring
1	97615-S		Ring
1	381752-S200		Screw

C9AZ 2004-C - consists of

1	C9AZ	2143-A	Pad
1	C9AZ	2169-B	Piston
1	C7AA	2175-A	Valve
1	C5TZ	2180-A	Boot
1	C7AA	2183-A	Spring
1	C9AZ	2B220-A	Seat
1	C7AZ	2B224-A	Retainer
1	C9AZ	2A502-B	Piston
1	C9AZ	2A511-A	Stop
1	C8AZ	2A512-A	"O" ring
1	97615-S		Ring
1	381752-S200		Screw

C9AZ 2004-D - consists of

1	C9AZ	2169-E	Piston
1	C7AA	2175-A	Valve
1	C7AA	2183-A	Spring
1	C9AZ	2B220-A	Seat
1	C9AZ	2A502-C	Piston
1	C9AZ	2A511-A	Stop
1	C8AZ	2A512-A	"O" ring
1	97615-S		Ring
1	381752-S200		Screw

C9OZ 2004-A - consists of

1	C9OZ	2143-B	Rod
1	C9AA	2169-C	Piston
2	C9AA	2175-A	Valve
1	0A	2180	Boot
2	C7AA	2183-A	Spring
2	C9AA	2B220-A	Seat
1	C7AZ	2B224-A	Retainer
1	C9AA	2A502-C	Piston
1	D2AA	2A511-AA	Stop
1	C1TT	7821-A	Snap ring
1	87002-S93		"O" ring

C9OZ 2004-B - consists of

1	C7OZ	2169-A	Piston
1	C7AA	2175-A	Valve
1	C7AA	2183-A	Spring
1	C9AZ	2B220-A	Seat
1	C8OZ	2A502-B	Piston
1	C9AZ	2A511-A	Stop
1	C8AZ	2A512-A	"O" ring
1	97614-S		Ring
1	381752-S200		Screw

C9ZZ 2004-A - consists of

1	C9ZZ	2169-A	Piston
1	C7AA	2175-A	Valve
1	C7AA	2183-A	Spring
1	C9AZ	2B220-A	Seat
1	C9ZZ	2A502-B	Piston
1	C9AZ	2A511-A	Stop
1	C8AZ	2A512-A	"O" ring
1	97615-S		Ring
1	381752-S200		Screw

D0AZ 2004-B - consists of

1	C8ZZ	2004-A	Kit
1	C7AA	2A511-B	Stop
1	C9AZ	2A511-A	Stop

D0AZ 2004-C - consists of

1	C9AZ	2169-D	Piston
1	C7AA	2175-A	Valve
1	C7AA	2183-A	Spring
1	C7AA	2B220-A	Seat
1	C9AZ	2A502-D	Piston
1	C9AZ	2A511-A	Stop
1	C7AA	2A511-B	Stop
1	C8AZ	2A512-A	"O" ring
1	87002-S93		"O" ring
1	97615-S		Ring
1	381752-S200		Screw

D1FZ 2004-A - consists of

1	C9AA	2143-C	Rod
1	D12A	2169-AB	Piston
2	C9AA	2175-A	Valve
1	0A	2180	Boot
2	C7AA	2183-A	Spring
2	C9AA	2B220-A	Seat
1	C7AZ	2B224-A	Retainer
1	D12A	2A502-AB	Piston
1	D2AA	2A511-AA	Stop
1	87002-S93		Ring
1	97614-S		Ring

D1FZ 2004-C - consists of

1	C0DD	2A122-A	or
	D4DA	2B220-AA	Seat
1	C9AA	2143-C	Rod
1	D12A	2169-BB	Piston
1	C9AA	2175-A	Valve
1	0A	2180	Boot
1	C7AA	2183-A	Spring
1	C9AA	2B220-A	Seat
1	C7AZ	2B224-A	Retainer
1	D12A	2A502-BA	Piston
1	D2AA	2A511-AA	Stop
1	87002-S93		Ring
1	97614-S		Ring

SECTION 20**2004 CYLINDER REPAIR KIT - BRAKE MASTER - continued - Refer to Group 2140 for Model Application****D1ZZ 2004-A - consists of**

1	D1ZA	2143-AA	Rod
1	C9AA	2169-C	Piston
2	C9AA	2175-A	Valve
1	0A	2180	Boot
2	C7AA	2183-A	Spring
2	C9AA	2B220-A	Seat
1	C7AZ	2B224-A	Retainer
1	C9AA	2A502-C	Piston
1	D2AA	2A511-AA	Stop
1	87002-S93		"O" ring
1	97615-S		Ring

D2FZ 2004-C - consists of

1	C9AA	2143-C	Rod
1	D2AA	2169-CA	Piston
1	0A	2180	Boot
2	C0DD	2A122-A	or
	D4DA	2B220-AA	Seat
1	C7AZ	2B224-A	Retainer
1	D12A	2A502-BA	Piston
1	D2AA	2A511-AA	Stop
1	87002-S93		"O" ring
1	97614-S		Ring

D2ZZ 2004-A - consists of

1	D1ZA	2143-AA	Rod
1	D2AA	2169-AA	Piston
1	0A	2180	Boot
2	C0DD	2A122-A	or
	D4DA	2B220-AA	Seat
1	C7AZ	2B224-A	Retainer
1	D2AA	2A502-AA	Piston
1	D2AA	2A511-AA	Stop
1	87002-S93		"O" ring
1	97615-S		Ring

D2AZ 2004-A - consists of

1	C9AA	2143-C	Rod
1	D2AA	2169-AA	Piston
1	0A	2180	Boot
2	C0DD	2A122-A	or
	D4DA	2B220-AA	Seat
1	C7AZ	2B224-A	Retainer
1	D2AA	2A502-AA	Piston
1	D2AA	2A511-AA	Stop
1	87002-S93		"O" ring
1	97615-S		Ring

D2FZ 2004-E - consists of

1	C9AA	2143-C	Rod
1	D22A	2169-CB	Piston
1	0A	2180	Boot
2	C0DD	2A122-A	or
	D4DA	2B220-AA	Seat
1	C7AZ	2B224-A	Retainer
1	D22A	2A502-AA	Piston
1	D2AA	2A511-AA	Stop
1	87002-S93		"O" ring
1	97614-S		Ring

D2ZZ 2004-B - consists of

1	D2ZZ	2169-A	Piston
2	D2AZ	2B220-A	Seat
1	C9AZ	2A502-B	Piston
1	C9AZ	2A511-A	Stop
1	C8AZ	2A512-A	"O" ring
1	97615-S		Ring
1	381752-S200		Screw

D2AZ 2004-C - consists of

1	D2AZ	2169-B	Piston
2	D2AZ	2B220-A	Seat
1	D2AZ	2A502-B	Piston
1	D2AZ	2A511-A	Stop
1	97614-S		Ring
1	381752-S200		Screw

***D2OZ 2004-A - r/b D4OZ 2004-A consists of**

1	C0DD	2A122-A	Seat
1	D2OA	2143-AA	Rod
1	D3AA	2169-AA	Piston
1	0A	2180	Boot
1	C7AZ	2B224-A	Retainer
1	D2OA	2A502-AD	Piston
1	D2OA	2A511-AD	Stop
1	97615-S		Ring

D3ZZ 2004-A - consists of

1	D3ZZ	2169-A	Piston
2	D3AZ	2B220-A	Seat
1	C8OZ	2A502-B	Piston
1	C9AZ	2A511-A	Stop
1	C8AZ	2A512-A	Seal
1	97614-S		Ring
1	381752-S200		Screw

D2DZ 2004-A - consists of

1	C90A	2143-B	Rod
1	D2AA	2169-AA	Piston
1	0A	2180	Boot
2	C0DD	2A122-A	or
	D4DA	2B220-AA	Seat
1	C7AZ	2B224-A	Retainer
1	D2AA	2A502-AA	Piston
1	D2AA	2A511-AA	Stop
1	87002-S93		"O" ring
1	97615-S		Ring

D2OZ 2004-B - consists of

1	C0DD	2A122-A	or
	D4DA	2B220-AA	Seat
1	D2OA	2169-AC	Piston
1	D2OA	2A502-AD	Piston
1	D2OA	2A511-AD	Stop
1	97615-S		Ring

D4OZ 2004-A - consists of

1	C0DD	2A122-A	or
	D4DA	2B220-AA	Seat
1	D2OA	2143-AA	Push rod
1	D3AA	2169-AA	Piston
1	D0UZ	2180-A	Boot
1	C7AZ	2B224-A	Retainer
1	D2OA	2A502-AD	Piston
1	D2OA	2A511-AD	Stop
1	97615-S		Ring

FORD CAR PARTS

SECTION 20

YEAR	MODEL	DESCRIPTION	QTY.	PART NUMBER
2K004-5 SHIELD - FRONT DISC BRAKE ROTOR				
66	A	R. H. & L. H.	2	C7AZ 2K004-A
67	A	R.H. & L.H.	2	
68/	A (exc. P/C & New York Taxi)	R. H.	1	C9AZ 2K004-C
		L. H.	1	C9AZ 2K005-A
69/	A (P/C & New York Taxi)	R. H.	1	C9AZ 2K004-D
		L. H.	1	C9AZ 2K004-E
67	B	R. H.	1	C7OZ 2K004-B
		L. H.	1	C7OZ 2K005-B
68	B	R. H. & L. H.	2	C8OZ 2K004-A
69/71	B	R. H.	1	C9OZ 2K004-A
		L. H.	1	C9OZ 2K005-A
72	B (exc. P/C)	R. H.	1	D2SZ 2K004-A
		L. H.	1	D2SZ 2K005-A
	B (P/C)	R.H.	1	D2OZ 2K004-A
		L.H.	1	D2OZ 2K005-A
65/66	F	R.H. -not replaced	1	★C5ZZ 2K004-A
		L.H.	1	C5ZZ 2K005-A
67	F	R. H.	1	C7OZ 2K004-B
		L. H.	1	C7OZ 2K005-B
68	F	R. H. & L. H.	2	C8OZ 2K004-A
69/	F	R. H.	1	C9OZ 2K004-A
		L. H.	1	C9OZ 2K005-A
71/72	L (manual disc brakes)	"Before 11/1/71" R. H. & L. H.	2	D1FZ 2K004-A
72	L (manual disc brakes)	"From 11/1/71" R. H.	1	D2FZ 2K004-A
		L. H.	1	D2FZ 2K005-A
65/66	S	"Before 3/15/66" R. H. -r/b C5SZ 2K004-B	1	★C5SZ 2K004-A
		L. H.	1	C5SZ 2K005-A
66	S	"From 3/15/66" R. H.	1	C5SZ 2K004-B
		L. H.	1	C5SZ 2K005-B
67	S	R. H. & L. H.	2	C7AZ 2K004-A
68/71	S	R. H.	1	C9AZ 2K004-C
		L. H.	1	C9AZ 2K005-A
72	S	"Before 11/1/71" R. H.	1	D2SZ 2K004-A
		L. H.	1	D2SZ 2K005-A
	S	"From 11/1/71" R. H.	1	D2OZ 2K004-A
		L. H.	1	D2OZ 2K005-A
68	X	R. H. & L. H.	2	C8OZ 2K004-A
69/70	X	R. H.	1	C9OZ 2K004-A
		L. H.	1	C9OZ 2K005-A
72	A, B, F, S	Screw & washer (shield to spindle)- 5/16"-18 x 1/2"	AR	383755-S2 (BB574CD)

YEAR	MODEL	DESCRIPTION	MFR.	QTY.	PART NUMBER
2005 BOOSTER ASSY. - POWER BRAKE					
- A -					
65/66	A(drum brakes)-exc. Montreal Police	Midland-Ross tag C-4201-V	B/M	1	C5AZ 2005-D
	A(disc brakes)-exc. Montreal Police	Use for 1966 only-includes linkage-less master cylinder	B	1	C6AZ 2005-A
	A(Montreal Police)	Use without dual master cylinder		1	★CC5AA 2005-A
	A(Montreal Police)	Use with dual master cylinder		1	★CC5AA 2005-B
67	A(exc. 71 & Montreal Police)-drum brakes	Includes linkage-less master cylinder-tagged C-4201-AP	M	1	C7AZ 2005-J
	A(71-exc. Montreal Police)-drum brakes			1	C8AZ 2005-B
	A(disc brakes)-exc. Montreal Police	Includes linkage-less master cylinder	B	1	C7AZ 2005-E
	A(disc brakes)-exc. Montreal Police	Tagged C-4278-E	M	1	C7AZ 2005-H
	A(Montreal Police)	Use without dual master cylinder		1	★CC5AA 2005-A
	A(Montreal Police)	Use with dual master cylinder		1	★CC5AA 2005-B
68	A (disc brakes) "Before 8/15/67"		B	1	C8AZ 2005-A
	A(71 & P/C)-disc brakes "From 8/15/67 to 6/10/68"			1	
	A(71)-disc brakes "From 6/10/68"			1	
	A(except 71 & P/C)-disc brakes "From 8/15/67"	Midland-Ross tag C-4291-E, K or M	B/M	1	C8AZ 2005-C
	A(P/C)-disc brakes "From 6/10/68"	Imprinted "Police"		1	C8AZ 2005-D
	A(drum brakes)			1	C8AZ 2005-B

B - Bendix ★ Canada only M - Midland-Ross B/M - Bendix or Midland-Ross

May, 1975

COPYRIGHT © 1975 -

FORD MOTOR COMPANY

- DEARBORN, MICHIGAN

FINAL ISSUE

YEAR	MODEL	DESCRIPTION	MFR.	QTY.	PART NUMBER	
2005 BOOSTER ASSY. - POWER BRAKE - continued						
- A -						
69	A(71)-disc brakes		B	1	C9AZ 2005-A	
	A(P/C)-disc brakes	Imprinted "Police"	B	1	C9AZ 2005-C	
	A(except 71 & P/C)-disc brakes		B	1	D0AZ 2005-A	
	A(drum brakes)			1		
70	A(exc. 71 & P/C)-disc brakes		B	1	D0AZ 2005-A	
	A(drum brakes)			1		
	A(71)-disc brakes		B	1	C9AZ 2005-A	
	A(P/C)-disc brakes			1	D0AZ 2005-C	
71	A(exc. P/C)-drum brakes		B	1	D0AZ 2005-A	
	A(P/C)-drum brakes			1	D1AZ 2005-A	
	A(exc. 71 & P/C)-disc brakes		B	1	D0AZ 2005-A	
	A(71)-disc brakes		B	1	C9AZ 2005-A	
	A(P/C)-disc brakes			1	D0AZ 2005-C	
72	A(exc. P/C & New York Taxi)		B	1	D2AZ 2005-A	
	A(P/C & New York Taxi)		B	1	D2AZ 2005-B	
- B -						
65	B	Tilted type-includes linkage-less master cylinder-tagged C-4202-A	M	1	C5OZ 2005-B	
66	B(8 cyl. 390)	Includes linkage-less master cylinder-tagged C-4251-J	M	1	C6OZ 2005-A	
	B(except 8 cyl. 390)	Includes linkage-less master cylinder-tagged C-4202-H	M	1	C6OZ 2005-B	
67	B(disc brakes)	Tagged C-4261-N	M	1	C7OZ 2005-C	
	B(drum brakes)	Tagged C-4261-M	M	1	C7OZ 2005-D	
68	B(disc brakes)	Midland-Ross tagged C-4261-AJ	B/M	1	C8OZ 2005-A	
	B(drum brakes)	Tagged C-4261-C	M	1	C8OZ 2005-B	
69	B(disc brakes)		B	1	C9OZ 2005-A	
	B(drum brakes)			1	C9OZ 2005-B	
70	B(disc brakes)-exc. P/C		B	1	D0OZ 2005-A	
	B(disc brakes)-P/C			1	D1OZ 2005-A	
	B(drum brakes)			1	D0GY 2005-B	
71	B(disc brakes)-exc. P/C		B	1	D0OZ 2005-A	
	B(disc brakes)-P/C			1	D1OZ 2005-A	
	B(drum brakes)			1	D0GY 2005-B	
72	B(exc. 71 & P/C)-disc brakes		B	1	D2OZ 2005-B	
	B(71-exc. P/C)-disc brakes		B	1	D2OZ 2005-A	
	B(P/C)-disc brakes		B	1	D2OZ 2005-C	
- F -						
65	F	"Before 5/24/65"	Vertical type-includes linkage-less master cylinder-r/b C5ZZ 2005-D(3-74)	B	1	*C5ZZ 2005-C
	F	"From 5/24/65"	Vertical type-includes linkage-less master cylinder	B	1	C5ZZ 2005-D
66	F		Includes linkage-less master cylinder	B	1	C6ZZ 2005-A
67	F(disc brakes)		Tagged C-4262-M	M	1	C7ZZ 2005-C
	F(drum brakes)		Tagged C-4262-G	M	1	C7WY 2005-A
68	F(disc brakes)		Midland-Ross tag C-4262-AD, AF	B/M	1	C8ZZ 2005-A
	F(drum brakes)			B	1	C8WY 2005-A
69	F(except Boss 429)-disc brakes		Stamped 6586	B	1	C9ZZ 2005-A
	F(except Boss 429)-drum brakes				1	C9ZZ 2005-B
	F(Boss 429)		Use with C9ZZ 2140-B #2508790	B	1	C9ZZ 2005-C
70	F(except Boss 429)-disc brakes				1	D0ZZ 2005-A
	F(except Boss 429)-drum brakes				1	C9ZZ 2005-B
	F(Boss 429)		Use with C9ZZ 2140-B #2508790	B	1	C9ZZ 2005-C
71	F(drum brakes)			B	1	D1ZZ 2005-B
	F(disc brakes)			B	1	D1ZZ 2005-A
72	F(drum brakes)			B	1	D1ZZ 2005-B
	F(disc brakes)	"Before 7/1/72"		B	1	D2ZZ 2005-A
	F(disc brakes)	"From 7/1/72"		B	1	D3ZZ 2005-A
- S -						
65/66	S	"Before 3/30/66"	Tagged C-4276-AH	M	1	C6SZ 2005-E
66	S	"From 3/30/66"	Includes linkage-less master cylinder-tagged C-4276-AJ	M	1	C6SZ 2005-F

B - Bendix

M - Midland-Ross

B/M - Bendix or Midland-Ross

Identification marking

FORD CAR PARTS

YEAR	MODEL	DESCRIPTION	MFR.	QTY.	PART NUMBER
2005 BOOSTER ASSY. - POWER BRAKE - continued					
- S -					
67	S(with speed control)		B	1	C7SZ 2005-E
	S(without speed control)	Tagged C-4276-AK	M	1	C7SZ 2005-F
68	S(without speed control)		B	1	C8SZ 2005-A
	S(with speed control)		B	1	C8SZ 2005-B
69	S		B	1	C9SZ 2005-A
70/71	S			1	D0SZ 2005-B
72	S		B	1	D2SZ 2005-A
- X -					
65	X	Includes linkage-less master cylinder	B	1	C5DZ 2005-B
66	X	Includes linkage-less master cylinder - tagged C-4202-H	M	1	C6OZ 2005-B
67	X(disc brakes)	Tagged C-4261-N	M	1	C7OZ 2005-C
	X(drum brakes)	Tagged C-4261-M	M	1	C7OZ 2005-D
68	X(disc brakes)	Midland-Ross tag C-4261-AJ	B/M	1	C8OZ 2005-A
	X(drum brakes)	Tagged C-4261-C	M	1	C8OZ 2005-B
69/70	X(disc brakes)		B	1	C9OZ 2005-A
	X (drum brakes)			1	C9OZ 2005-B
		Lockwasher-5/16"		4	34806-S7(X64)
65/	A, S	Screw (booster to dash panel)-No. 14 x 5/8"	2		31498-S8(U253B)
65/	A	Locknut (to pedal bracket)-3/8"-16	4		34394-S7-8(M93A)
65/	A, B	Bolt (booster to dash panel)-3/8"-16 x 1 3/8"	4		20448-S8(B83)
		Nut-3/8"-16			33799-S7(M52)
65/	B	Bolt (to dash panel)-3/8"-16 x 1 1/8"	1		354135-S7-8
65/	F		4		(BB155A)
65/66	F	Bolt (to pedal bracket)-5/16"-24 x 1/2"	1		20311-S8(B153)
65/	A	Screw & Lockwasher (to dash panel)-3/8"-16 x 1"	2or4		43514-S8(U17)
65	B, F	Pin-self-locking (to brake pedal)	1		379897-S2(NN128)A
66	B(except 8 cyl. 390), X	Stud (to dash panel)-3/8"-16 & 3/8"-16 x 2 1/4"	4		380200-S2(WW12E)
66/68	B, X	"Before 1/2/68" Stud (to dash panel)-3/8"-16 & 3/8"-16 x 3"	4		372637-S7-8 (WW110A)
68	B, X	"From 1/2/68" Screw & washer (to dash panel)-upper holes-3/8"-16 x 2" pilot lead	2		350879-S(BB566X)
68	B, X	"From 1/2/68" Stud (to dash panel)-lower holes-3/8"-16 & 3/8"-16 x 2 7/8"	2		381694-S(WW131A)
2K005 SHIELD - FRONT DISC BRAKE ROTOR - Refer to Group 2K004-5					
2K006 TUBE ASSY. - FRONT DISC BRAKE CALIPER					
65/66	A, S	"Before 5/2/66" R. H. -14 1/2" developed length	1		C5SZ 2K006-B
		L. H. -14 1/4" developed length	1		C7AZ 2B126-A
66/67	A, S	"From 5/2/66" R. H. -14 1/4" developed length	1		C7AZ 2K006-A
		L. H. -14 1/4" developed length	1		C7AZ 2B126-A
65/66	F	R.H.-Make from 8C 2269-B & 2 87942-S8 Nuts	1		*C5ZA 2K006-B
65/66	F	L. H. -Make from 8C 2269-B & 2 87942-S8 Nuts	1		*C5ZA 2B126-B
67	B, F	R. H. -9 9/16" developed length	1		C7OZ 2K006-A
		L. H. -9 9/16" developed length	1		C7OZ 2B126-A
65/67	S (1966/67 A)	Clip (to housing)	2		380287-S100(GG239)
YEAR	MODEL RESTRICTIONS	BRAKE SIZE ▲ (INCHES)	FRONT	REAR	
19__					
2007 LINING KIT - BRAKE SHOE - For contents of kit refer to Section 20.1					
- A -					
65/66	A (exc. 71, P/I, Taxi) (NOTE 2)	11 x 2 1/2	★C2AZ 2007-A		
		11 x 2 1/4	r/b D1AZ 2007-A		C5AZ 2007-E
	A (71, P/I)	11 x 3 F. R.	C2AZ 2007-B		
		11 x 2 1/4 F. R.			C5AZ 2007-D
	A (disc brakes)	11 x 2 1/4 F. R.			C5AZ 2007-D
67	A (exc. 71, P/C, 8 cyl. 427 Special, Taxi) (NOTE 2)	11 x 2 1/2	★C2AZ 2007-A		
		11 x 2 1/4	r/b D1AZ 2007-A		C5AZ 2007-E
	A (71, P/C, 8 cyl. 427 Special)	11 x 3 F. R.	C2AZ 2007-B		
		11 x 2 1/4 F. R.			C5AZ 2007-D
	A (disc brakes)	11 x 2 1/2 F. R.			C5AZ 2007-D

B - Bendix

M - Midland-Ross

B/M - Bendix or Midland-Ross

NOTE 2 - Taxis are equipped with Bonded Wear Resistant Linings-available in 2001 and 2200 Kits only

▲ F. R. - Fade Resistant optional on all models

May, 1975

COPYRIGHT © 1975 -

FORD MOTOR COMPANY

- DEARBORN, MICHIGAN

FINAL ISSUE

YEAR	MODEL RESTRICTIONS	BRAKE SIZE (INCHES) ▲	FRONT	REAR
2007 LINING KIT - BRAKE SHOE - continued - For contents of kit refer to Section 20.1				
- A -				
68	A (exc. 71, P/C, Taxi) (NOTE 2)	11 x 2 1/2	★C2AZ 2007-A r/b D1AZ 2007-A	C5AZ 2007-E
	A (71)	11 x 2 1/4	C8AZ 2007-A	C5AZ 2007-E
	A (P/C)	11 x 3 F.R.	C2AZ 2007-B	C5AZ 2007-D
	A (disc brakes)	11 x 2 1/4 F.R.		C5AZ 2007-D
69	A	11 x 2 1/2	★C2AZ 2007-A r/b D1AZ 2007-A	
	A (w/manual-adjusters & all locking axles w/self-adjusters)	11 x 3 F.R.	C2AZ 2007-B	
	A (w/self-adjusters except P/C, Taxi and locking axles)	11 x 3	C8AZ 2007-A	
	A (P/C w/disc brakes)	11 x 2 1/4		C9AZ 2007-A
	A (exc. P/C, Taxi, locking axles, disc brakes)	11 x 2 1/4		C5AZ 2007-E
	A (w/disc brakes & P/C w/drum brakes & all w/locking axles)	11 x 2 1/4 F.R.		C5AZ 2007-D
70	A	11 x 2 1/2	★C2AZ 2007-A r/b D1AZ 2007-A	
	A (w/manual-adjusters & all locking axles)	11 x 3 F.R.	C2AZ 2007-B	
	A (w/self adjusters exc. locking axles)	11 x 3	C8AZ 2007-A	
	A (P/C w/disc brakes)	11 x 2 1/4		C9AZ 2007-A
	A (exc. disc brakes, P/C, locking axles)	11 x 2 1/4		C5AZ 2007-E
	A (w/disc brakes & P/C w/drum brakes & all w/locking axles)	11 x 2 1/4		C5AZ 2007-D
	A	11 x 2 1/2	D1AZ 2007-A	
	A (exc. Taxi with H/D brakes) "Before 11/9/70"	11 x 3	C8AZ 2007-A	
	A (exc. Taxi with H/D brakes) "From 11/9/70"	11 x 3	D1AZ 2007-B	
	A (Taxi with H/D brakes)	11 x 3 W.R.	C2AZ 2007-B	
	A (exc. P/C with H/D disc brakes)	11 x 2 1/4		C5AZ 2007-E
	A (exc. P/C with H/D disc brakes)	11 x 2 1/4 F.R.		C5AZ 2007-D
	A (P/C with H/D disc brakes)	11 x 2 1/4		C9AZ 2007-A
- B -				
65	B (except 71, P/C, Taxi) (NOTE 2)	10 x 2 1/4	D1OZ 2007-B	
	B (71)	10 x 1 3/4		C7ZZ 2007-A
	B (P/C)	10 x 2 1/2	D1OZ 2007-A	D1OZ 2007-A
66	B (54, 62 except 8 cyl. 390, P/C, Taxi) (NOTE 2)	10 x 2 F.R.		C6OZ 2007-A
	B (54, 62-8 cyl. 390, 71-exc. 8 cyl. 390, P/C, 63, 76)-	10 x 2 1/4	D1OZ 2007-B	
	B (71-8 cyl. 390)	10 x 1 3/4		C7ZZ 2007-A
	B (71-8 cyl. 390)	10 x 2 F.R.		C6OZ 2007-A
67/68	B (exc. 71, P/C, 8 cyl. 390, 427, 428CJ, Taxi) (NOTE 2)	10 x 2 1/2	D1OZ 2007-A	D1OZ 2007-A
	B (exc. 71)-8 cyl. 390	10 x 2 1/4	D1OZ 2007-B	
	B(71)-exc.8 cyl. 390, 427, 428	10 x 1 3/4		C7ZZ 2007-A
	B(P/C)	10 x 2 1/2	D1OZ 2007-A	
69	B(exc. 71)-8 cvl. 428	10 x 2 F.R.		C6OZ 2007-A
	B(66)	10 x 2 1/2	D1OZ 2007-A	D1OZ 2007-A
	B(71)-8 cvl. 390, 427, 428			
	B (54, 63, 65 w/6 cyl. 250, 8 cyl. 302 engine)	10 x 2 1/4	D1OZ 2007-B	
	B (exc. 54, 63, 65 w/6 cyl. 250, 8 cyl. 302 engine)	10 x 2 1/2	D1OZ 2007-A	
	B (exc. 66, 71, w/8 cyl. 351, 390 engine)	10 x 2 F.R.		C6OZ 2007-A
	B (66, 71 w/8 cyl. 351, 390 engine)	10 x 2 1/2		D1OZ 2007-A
	B (8 cyl. 351)	10 x 2 1/2	D1OZ 2007-A	
	B (54, 57, 63, 65 w/8 cyl. 429)			
	B (66, 71, 76 w/6 cvl., 8 cyl. 302)			
B (exc. 66, 71)	10 x 2 F.R.		C6OZ 2007-A	
B (66, 71 w/6 cvl., 8 cyl. 302)				
B (66, 71 w/8 cyl. 351, 429)	10 x 2 1/2		D1OZ 2007-A	

▲ F.R. - Fade Resistant optional on all models

W.R. - Wear resistant

NOTE 2 - Taxis are equipped with Bonded Wear Resistant Linings-available in 2001 and 2200 Kits Only

YEAR	MODEL RESTRICTIONS	BRAKE SIZE ▲ (INCHES)	FRONT	REAR
2007 LINING KIT - BRAKE SHOE - continued - For contents of kit refer to Section 20.1				
- B -				
70/71	B(54,57,62,63,65)-6cyl.&8cyl.302	10 x 2 1/4	D1OZ 2007-B	
	B (54,57,62,63,65)-8 cyl. 351,429 B (66,71,76)	10 x 2 1/2	D1OZ 2007-A	
	B (54,57,63,65,76) B (66,71)-6 cyl. & 8 cyl. 302	10 x 2 F.R.		C6OZ 2007-A
	B (66,71)-8 cyl. 351, 429	10 x 2 1/2		D1OZ 2007-A
72	B (53,63,65) - exc. P/C	10 x 2 F.R.		C6OZ 2007-A
	B (53,65)-P/C	11 x 2 1/4 F.R.		C5AZ 2007-D
	B (71,97)-6 cyl. & 8 cyl. 302	10 x 2 F.R.		C6OZ 2007-A
	B (71,97)-8 cyl. 351,400,429	10 x 2 1/2		D1OZ 2007-A
- F -				
65/66	F (6 cyl. except 76)	9 x 2 1/4 9 x 1 1/2	C3DZ 2007-A	C3DZ 2007-B
	F (6 cyl. -76)	9 x 2 1/4	C3DZ 2007-A	C3DZ 2007-A
	F (8 cyl.)	10 x 2 1/4 10 x 1 3/4	D1OZ 2007-B	C3OZ 2007-B
67/68	F (6 cyl.)	9 x 2 1/4 9 x 1 1/2	C3DZ 2007-A	C3DZ 2007-B
	F (8 cyl. 289, 302)	10 x 2 1/4 10 x 1 3/4	D1OZ 2007-B	C7ZZ 2007-A
	F (8 cyl. 390)	10 x 2 1/2 10 x 1 3/4	D1OZ 2007-A	C7ZZ 2007-A
68	F (8cyl. 427)	10 x 2 1/2 10 x 2 F. R.	D1OZ 2007-A	C6OZ 2007-A
	F (8 cyl. 428CJ)	10 x 2 1/2	D1OZ 2007-A	D1OZ 2007-A
69	F (6 cyl. 200)	9 x 2 1/4 9 x 1 1/2	C3DZ 2007-A	C3DZ 2007-B
	F (6 cyl. 250, 8 cyl. 302)	10 x 2 1/4 10 x 1 3/4	D1OZ 2007-B	C7ZZ 2007-A
	F (8 cyl. 351, 390)	10 x 2 1/2	D1OZ 2007-A	C6OZ 2007-A
	F (8 cyl. 428CJ)	10 x 2 1/2	D1OZ 2007-A	D1OZ 2007-A
70	F (6 cyl. 200)	9 x 2 1/4 9 x 2 1/2	C3DZ 2007-A	C3DZ 2007-B
	F (6 cyl. 250, 8 cyl. 302)	10 x 2 1/4 10 x 1 3/4	D1OZ 2007-B	C7ZZ 2007-A
	F (8 cyl. 351, 428)	10 x 2 1/2 10 x 2 F.R.	D1OZ 2007-A	C6OZ 2007-A
71	F (6 cyl. & 8 cyl. 302)	10 x 2 1/4	D1OZ 2007-B	
	F (8 cyl. 351, 429)	10 x 2 1/2	D1OZ 2007-A	
	F (6 cyl. & 8 cyl. 302-2/B)	10 x 1 3/4		C7ZZ 2007-A
	F (Boss 302, 8 cyl. 351, 429)	10 x 2 F. R.		C6OZ 2007-A
72	F	10 x 2 1/2	D1OZ 2007-A	
	F (6 cyl. & 8 cyl. 302) F (8 cyl. 351,429)	10 x 1 3/4 10 x 2 F.R.		C7ZZ 2007-A C6OZ 2007-A
- L -				
71	L	9 x 2	D1FZ 2007-A	
	L "Before 4/21/71"	9 x 1 1/2		★D1FZ 2007-B r/b D1FZ 2007-C(3-74)
72	L "From 4/21/71"	9 x 1 1/2		D1FZ 2007-C
	L	9 x 2	D1FZ 2007-A	
	L (exc. 73) L (73)	9 x 1 1/2 9 x 1 3/4		D1FZ 2007-C D2FZ 2007-A
- P -				
70	P (6 cyl.)	9 x 2 1/4 9 x 1 1/2	C3DZ 2007-A	C3DZ 2007-B
71	P (6 cyl.)	9 x 2 1/4	D1DZ 2007-A	
	P (6 cyl.) "Before 4/21/71"	9 x 1 1/2		D1DZ 2007-B
	P (6 cyl.) "From 4/21/71"	9 x 1 1/2		D1DZ 2007-C
	P (6 cyl. 250 & 8 cyl.)	10 x 2 1/4	D1OZ 2007-B	
72	P (6 cyl. 250 & 8 cyl.)	10 x 1 3/4		C7ZZ 2007-A
	P (6 cyl.)	9 x 2 1/4	D1DZ 2007-A	
	P (6 cyl.)	9 x 1 1/2		D1DZ 2007-C
	P (6 cyl. 250 & 8 cyl.) P (6 cyl. 250 & 8 cyl.)	10 x 2 1/2 10 x 1 3/4	D1OZ 2007-A	C7ZZ 2007-A

▲ F.R. - Fade Resistant optional on all models

YEAR	MODEL RESTRICTIONS	BRAKE SIZE ▲ (INCHES)	FRONT	REAR
2007 LINING KIT - BRAKE SHOE - continued - For contents of kit refer to Section 20.1				
- S -				
65/66	S	11 x 2 1/2	(NOTE 3)	C3SZ 2007-D
67/68	S	11 x 2 1/4	(NOTE 3)	C5AZ 2007-E
		11 x 2 1/4 F.R.		C5AZ 2007-D
69/	S	11 x 2 1/4 F.R.	(NOTE 3)	C5AZ 2007-D
- U -				
66/67	U	11 x 2 Bendix	C8TZ 2007-D	
66	U (2780 lb. axle)	"Before Ser. 872, 001"	10 x 2 1/2 Wagner	C6TZ 2007-U
66/67	U (2780 lb. axle)	"From Ser. 872, 001"	10 x 2 1/2 Wagner	C6TZ 2007-L
66/67	U (2780 lb. axle)	"From Ser. 872, 001"	10 x 2 1/2 Marshall	C6TZ 2007-U
66/67	U (3300 lb. axle)		11 x 1 3/4 Bendix	C8TZ 2007-E
68/71	U	11 x 2 Bendix	C8TZ 2007-D	
	U (2780 lb. axle)		10 x 2 1/2 Wagner	C6TZ 2007-L
	U (2780 lb. axle)		10 x 2 1/2 Marshall	C6TZ 2007-U
	U (3300 lb. axle)		11 x 1 3/4 Bendix	C8TZ 2007-E
72	U	11 x 2 Bendix	C8TZ 2007-D	
	U (2780 lb. axle)		10 x 2 1/2 Wagner	D1UZ 2007-A
	U (3300 lb. axle)		11 x 1 3/4 Bendix	C8TZ 2007-E
- X -				
65	X (6 cyl. -54, 58, 62, 63, 64)	9 x 2 1/4	C3DZ 2007-A	
		9 x 1 1/2		C3DZ 2007-B
	X (6 cyl. -59, 66, 71, 76, 78)	9 x 2 1/4	C3DZ 2007-A	C3DZ 2007-A
	X (8 cyl.)	10 x 2 1/4	D1OZ 2007-B	
		10 x 1 3/4		C7ZZ 2007-A
66	X (6 cyl. -54, 62)	9 x 2 1/4	C3DZ 2007-A	
		9 x 1 1/2		C3DZ 2007-B
	X (6 cyl. -66)	10 x 2 1/2	D1OZ 2007-A	
		10 x 2 F.R.		C6OZ 2007-A
	X (6 cyl. -71)	10 x 2 1/4	D1OZ 2007-B	
		10 x 2 F.R.		C6OZ 2007-A
	X (8 cyl. -54, 62)	10 x 2 1/4	D1OZ 2007-B	
		10 x 1 3/4		C7ZZ 2007-A
	X (8 cyl. -66)	10 x 2 1/2	D1OZ 2007-A	D1OZ 2007-A
	X (8 cyl. -71)	10 x 2 1/2	D1OZ 2007-A	
		10 x 2 F.R.		C6OZ 2007-A
- X -				
67	X (6 cyl. -71)	"Before 10/20/66"	10 x 2 1/4	D1OZ 2007-B
			10 x 2 F.R.	C6OZ 2007-A
67/68	X (6 cyl. -54, 62)		9 x 2 1/4	C3DZ 2007-A
			9 x 1 1/2	C3DZ 2007-B
	X (8 cyl. -54, 62)		10 x 2 1/4	D1OZ 2007-B
			10 x 1 3/4	C7ZZ 2007-A
	X (6 cyl. -71)	"From 10/20/66"	10 x 2 1/2	D1OZ 2007-A
			10 x 2 F.R.	C6OZ 2007-A
	X (8 cyl. -71)		10 x 2 1/2	D1OZ 2007-A
			10 x 2 F.R.	C6OZ 2007-A
69/70	X (54, 62 w/6 cyl. engine)		9 x 2 1/4	C3DZ 2007-A
			9 x 1 1/2	C3DZ 2007-B
	X (54, 62 w/8 cyl. engine)		10 x 2 1/4	D1OZ 2007-B
			10 x 2 F.R.	C6OZ 2007-A
	X (71)		10 x 2 1/2	D1OZ 2007-A
			10 x 2 F.R.	C6OZ 2007-A

YEAR	MODEL	DESCRIPTION	QTY.	PART NUMBER
2012-3 PLATE - FRONT BRAKE BACKING				
- A -				
65/	A(Taxi)-11" x 3" bonded W.R.brakes	R.H. & L.H.	2	C3AZ 2012-C
65/	A(11" x 2 1/2" brakes)	R.H. L.H.	1 1	C5AZ 2012-A C5AZ 2013-A
65/	A(11" x 3" self-adjusting brakes)	R.H.	1	C5AZ 2012-B
65/	A(11" x 3" manual-adjusting brakes)	R.H. & L.H.	2	
65/	A(11" x 3" self-adjusting brakes)	L.H.	1	C5AZ 2013-B

▲ F.R. - Fade Resistant optional on all models

NOTE 3 - 1965/ Thunderbird equipped with Front Wheel Disc Brakes as Standard Equipment-available in 2001 Kits Only

YEAR	MODEL	DESCRIPTION	QTY.	PART NUMBER
2012-3 PLATE - FRONT BRAKE BACKING - continued				
- B -				
65/67	B(Taxi)-bonded wear resistant brakes	R. H. & L. H.	2	C3OZ 2013-A
65/69	B (10" x 2 1/4" brakes) "Before 8/12/68"	R. H. L. H.	1 1	C3OZ 2012-B C3OZ 2013-B
69/71	B (10" x 2 1/4" brakes) "From 8/12/68"	R. H. L. H.	1 1	C9OZ 2012-B C9OZ 2013-A
65/69	B (10" x 2 1/2" brakes) "Before 8/12/68"	R. H. L. H.	1 1	C9OZ 2012-A C3OZ 2013-C
69/71	B (10" x 2 1/2" brakes) "From 8/12/68"	R. H. L. H.	1 1	C9OZ 2012-A C9OZ 2013-B
- F -				
65	F(9" x 2 1/4" brakes) "Before 8/17/64"	R. H. -not replaced	1	★C4DZ 2012-B
65/66	F(9" x 2 1/4" brakes) "Before 8/17/64"	L. H.	1	C5DZ 2013-B
65/66	F(9" x 2 1/4" brakes) "From 8/17/64"	R. H. L. H.	1 1	C5DZ 2012-B C5DZ 2013-B
67/70	F(9" x 2 1/4" brakes)	R. H. L. H.	1 1	C6DZ 2012-A C6DZ 2013-A
65/69	F(10" x 2 1/4" brakes) "Before 8/12/68"	R. H. L. H.	1 1	C3OZ 2012-B C3OZ 2013-B
69/71	F(10" x 2 1/4" brakes) "From 8/12/68"	R. H. L. H.	1 1	C9OZ 2012-B C9OZ 2013-A
65/69	F(10" x 2 1/2" brakes) "Before 8/12/68"	R. H. L. H.	1 1	C9OZ 2012-A C3OZ 2013-C
69/	F(10" x 2 1/2" brakes) "From 8/12/68"	R. H. L. H.	1 1	C9OZ 2012-A C9OZ 2013-B
- L -				
71/	L(9" x 2" brakes)	R. H. L. H.	1 1	D1FZ 2012-A D1FZ 2013-A
- P -				
70	P(6 cyl.)-9" x 2 1/4" brakes	R. H. L. H.	1 1	C6DZ 2012-A C6DZ 2013-A
71	P(6 cyl.)-9" x 2 1/4" brakes	R. H. L. H.	1 1	C6DZ 2012-A C6DZ 2013-A
	P(6 cyl. 250 & 8 cyl.)-10" x 2 1/4" brakes	R. H. L. H.	1 1	C9OZ 2012-B C9OZ 2013-A
72	P(6 cyl.)-9" x 2 1/4" brakes	R. H. L. H.	1 1	C6DZ 2012-A C6DZ 2013-A
	P(6 cyl. 250 & 8 cyl.)-10" x 2 1/2" brakes	R. H. L. H.	1 1	C9OZ 2012-A C9OZ 2013-B
- U -				
66	U	R. H. & L. H. -11" x 2"	2	C6TZ 2012-B
67/	U	R. H.	1	
67/	U	L. H. -11" x 2"	1	C7TZ 2013-C
- X -				
65	X(9" x 2 1/4" brakes)	R. H. L. H.	1 1	C5DZ 2012-B C5DZ 2013-B
66/70	X (9" x 2 1/4" brakes)	R. H. L. H.	1 1	C6DZ 2012-A C6DZ 2013-A
65/69	X(10" x 2 1/4" brakes) "Before 8/12/68"	R. H. L. H.	1 1	C3OZ 2012-B C3OZ 2013-B
69/70	X(10" x 2 1/4" brakes) "From 8/12/68"	R. H. L. H.	1 1	C9OZ 2012-B C9OZ 2013-A
65/69	X(10" x 2 1/2" brakes) "Before 8/12/68"	R. H. L. H.	1 1	C9OZ 2012-A C3OZ 2013-C
69/70	X(10" x 2 1/2" brakes) "From 8/12/68"	R. H. L. H.	1 1	C9OZ 2012-A C9OZ 2013-B
65/70	B, P	Bolt (plate to spindle)-3/8"-24 x 1 3/8"- "T" hd.	6	375748-S(BB807EA)
65/70	X (10" X 2 1/4" brakes)		6	
65/70	F (8 cyl.)-10" x 2 1/4" brakes		6	
71	B, F, L, P (drum brakes)	Bolt (plate to spindle)-3/8"-16 x 1 3/16"- "T" hd.	6	384552-S100 (BB818A)
65/70	B, P	Bolt (plate to spindle)-3/8"-24 x 2 3/16"- "T" head	2	375381-S(BB807D)
65/70	X (10" x 2 1/4" brakes)		2	
65/70	F (8 cyl.)-10" x 2 1/4" brakes		2	

YEAR	MODEL	DESCRIPTION	QTY.	PART NUMBER
2012-3 PLATE - FRONT BRAKE BACKING - continued				
71	B, F, L, P (drum brakes)	Bolt (plate to spindle)-3/8"-16 x 2 3/16"- "T" hd.	2	384553-S100 (BB818B)
65/	B, F, X	Locknut-3/8" -24	8	382832-S (MM169JF)
65/	S	Locknut-3/8"-24	4	34445-S8(M80)
65/68	A	Bolt (plate to spindle)-lower-3/8"-24 x 1 1/8"	2	373186-S(BB376)
66/68	A	Bolt (plate to spindle)-lower-3/8"-24 x 1 3/4"	2	373187-S(BB380)
69	A	Bolt (plate to spindle)-3/8" -16 x 1 1/8"	2	382630-S100 (BB390DF)
69	A	Bolt (plate to spindle)-3/8" -16 x 1 13/16"	2	382631-S100 (BB390DK)
69	A	Locknut (plate to spindle)-3/8" -16	4	382834-S100 (MM170B)
65/70	X	Bolt (plate to spindle)-3/8"-24 x 1"-special head	6	378493-S(BB709)
65	F (6 cyl.)		6	
65/70	X	Bolt (plate to spindle)-3/8"-24 x 1 53/64"-special head	2	378494-S(BB800)
65/	F (6 cyl.)		2	
65/	A (except 57C, 63C, 65B, 76B)-wear resistant brakes	Bolt (plate to spindle)-lower-3/8"-24 x 1 1/8"-hex. washer head	2	377762-S (BB390W)
65/	A (except 57C, 63C, 65B, 76B)-wear resistant brakes	Bolt (plate to spindle)-lower-3/8"-24 x 1 3/4"-hex. washer head	2	377763-S (BB390X)
		Nut-3/8" -24		382832-S(MM169JF)
		Lockwasher - 3/8"		357629-S7(KX303)
65/	A	Bolt (plate to spindle)-upper-9/16"-18 x 2"	2	359788-S(BB265)
		Lockwasher-9/16"		34810-S (X-69)
67	A(except New York Taxicab)	Bolt (to spindle)-7/16"-14 x 1 25/64"- "T" head	6	380955-S (BB871BF)
67	A(except New York Taxicab)	Bolt (to spindle)-7/16"-14 x 1 27/32"- "T" head	2	380956-S (BB817BG)
68	A	Bolt (to spindle)-3/8"-16 x 1 1/8"	2	382630-S100 (BB390DF)
68	A	Bolt (to spindle)-3/8"-16 x 1 7/8"	2	382631-S100 (BB390-DK)
68	B	Bolt (to spindle)-3/8"-16 x 1 3/16"- "T" head	6	382312-S2
68	F, X(8 cyl.)		6	(BB817BD)
68	F, X(6 cyl.)		4	
		Locknut-1/2"-20	4	34449-S7-8(M85)
68	A	Nut (to spindle)-3/8"-16	2	382834-S100
72	F, L, P		8	(MM170B)
2B014 ADAPTER - POWER BRAKE BOOSTER PUSH ROD				
65/67	B (Midland-Ross)		1	C3TZ 2B014-A
2B014 BUSHING - POWER BRAKE BOOSTER PISTON GUIDE				
65/67	A	2 1/2" O. D.	1	C5AZ 2B014-A
65/66	B, X(except 8 cyl. 390)		1	
66	B(8 cyl. 390)	1 5/8" O. D.	1	C6OZ 2B014-A
67	B, F, X		1	
67	S(without speed control)		1	
66	B(8 cyl. 390)	2 3/32" O. D.	1	C6OZ 2B014-B
67	B, F, X		1	
67	S(without speed control)		1	
2A016 LEVER and BUSHING - POWER BRAKE BOOSTER				
65	S	Not replaced	1	★C5SZ 2A016-A
		Locknut (lever to bracket)-3/8"-24	1	34370-S8(M99)
66	A(disc brakes)	"I" on lever	1	C6AZ 2A016-A
67	S(with speed control)		1	
67	A(71)-drum brakes "Before 9/1/66"		1	C7AZ 2A016-A
67	A(71)-drum brakes "From 9/1/66"		1	C7AZ 2A016-B
2018 PAD - FRONT DISC BRAKE				
65/66	F(GT 350)	Repl. by C5ZZ 2001-B	4	★S2MR 2018-A
2018-9 BRAKE SHOE and LINING ASSY. - FRONT - Serviced in 2001 kits				

YEAR	MODEL	DESCRIPTION	QTY.	PART NUMBER
2A020 PIN - POWER BRAKE BOOSTER LEVER PIVOT				
65	A	2 19/64" long -not replaced	1	★C5AZ 2A020-A
65	A	1 13/64" long	2	C5AZ 2A020-B
65	S	3/8"-24 x 3"- with Bendix boosters	1	B9MM 2A020-B
67	A(S/W)-drum brakes		1	
67	S(with speed control)		1	
66	S(with speed control & deluxe steering column)	1/2" O.D. -29/32" long-not replaced	1	★C6SZ 2A020-A
66	S(with speed control & deluxe steering column)	9/16" O.D. -59/64" long-not replaced	1	★C6SZ 2A020-B
2021-2 LINING - FRONT BRAKE SHOE - Serviced in 2007 kits				
2A021 GUARD - POWER BRAKE MASTER CYLINDER PUSH ROD				
65/66	A (drum brakes)	2 3/8" long-with Bendix & Midland-Ross boosters	1	COAA 2A021-A
66/71	B, X	- Also serviced in 2309 kit	1	
66	A(disc brakes)-Bendix	2 1/2" long -not replaced	1	★C6AZ 2A021-A
65	S	2.02" long-not replaced	1	★C5SZ 2A021-A
66	S	2 1/2" long-for C6SZ 2005-C & F boosters	1	C6SZ 2A021-A
67	A(except S/W)-drum brakes	For C7AZ 2005-B booster-Also serviced in 2309 kit	1	
2B022 GASKET - POWER BRAKE BOOSTER MOUNTING BRACKET				
69	B, X		1	C9OZ 2B022-A
71	B		1	
69/71	F		1	C9ZZ 2B022-A
2026 GASKET - FRONT BRAKE GREASE BAFFLE - Refer to Group 1193				
2027 PIN - FRONT BRAKE SHOE ANCHOR				
65/	A (11" x 2 1/2" brakes)	5/16" - 16 x 2 5/8"	2	C2AZ 2027-D
65/	A (11" x 3" brakes)-except Taxi	15/16" - 16 x 2 7/8"	2	C2AZ 2027-E
65/	A (Taxi)-11" x 3"bonded Ware Resistant brakes	15/16" - 16 x 2 15/16"	2	C3AZ 2027-A
65/	A	Nut (front anchor pin)-15/16"-16	2	359398-S(MM126)
		Lockwasher-61/64"		358771-S(XX340)
65/	A	Nut (rear anchor pin)-5/8"-18	2	33850-S8(M72)
		Lockwasher-5/8"		34811-S2(X71)
2028 PLATE - BRAKE SHOE ANCHOR PIN GUIDE				
65/	A	Front & rear	4	COMM 2028-A
65/	S	Rear	2	
71	B, F	Front & rear	4	
71	P (6 cyl. 250 & 8 cyl.)-10" brakes	Front & rear	4	
72	B	Rear	2	C4UZ 2028-A
65/70	F(9" x 1 1/2" brakes)	Rear	2	
72	F	Front & rear	4	
71	L(9" x 1 1/2" brakes)	Rear	2	
70	P	Front & rear	4	
71	P(6 cyl.)-9" brakes	Rear	2	
72	P	Front & rear	4	
66	U "Before Ser. 872, 001"	Rear	2	
66/	U	Front	2	
65/70	X(9" x 1 1/2" brakes)	Rear	2	
66/	U "From Ser. 872, 001"	Rear brake	2	C6TZ 2028-B
2031-2 BRACKET - POWER BRAKE BOOSTER MOUNTING				
67	A(S/W)-with Power Drum Brakes	R. H.	1	C7AZ 2032-A
67	A (with Power Disc Brakes)	L. H.	1	
65/67	B(drum brakes)	R.H.-Midland-Ross	1	C7AZ 2031-A
		L.H.-Midland-Ross	1	C4OZ 2031-A
69	B, X(Power Disc Brakes)	R. H.	1	C4OZ 2032-A
		L. H.	1	C9OZ 2031-A
70	B (Power Disc Brakes)	R. H.	1	C9OZ 2032-A
		L. H.	1	D0OZ 2031-A
65	S	R. H. -not replaced	1	★C5SZ 2031-A
		L. H. -not replaced	1	★C5SZ 2032-A
67	S	Kit-consists of	1	C7SZ 2031-B
		(1) R. H. Bracket (1) L. H. Bracket		

YEAR	MODEL	DESCRIPTION	QTY.	PART NUMBER
2035-6 SPRING - BRAKE SHOE RETRACTING				
- A -				
65	A(self-adjusting brakes)	Front & rear-primary-4 7/16" long-Brown	4	B5A 2035-A
66/	A(self-adjusting brakes)	Front-primary	2	
65/	A(11" x 3" brakes)	Front-lower-shoe to shoe-7 13/16" long-(7) 5/8" dia. coils at each end-Red	2	C3AZ 2035-A
65/69	A(manual adjusting brakes)	Front & rear-4 1/2" long-(17 1/2) 3/4" dia. coils-Red	8	C3SZ 2035-A
66/69	A(self-adjusting brakes)-except P/C	Rear-primary	2	
70/	A(exc. P/C)	Front & rear	4	
69	A(self-adjusting brakes)-P/C	Rear-primary-2 15/16" long-Red	2	C0MM 2036-A
70/	A(P/C)	Rear-primary	2	
65/	A(self-adjusting brakes)	Front & rear-secondary-4 19/32" long-Black	4	C0MM 2035-A
69/	A(P/C)	Rear-secondary	2	
- B -				
65/71	B(10" brakes)	Front & rear-primary-4 9/64" long-(12 1/2) 9/16" dia. coils & (4) 23/32" dia. coils-Green	4	C2OZ 2035-C
65/67	B(Taxi)	Front & rear-secondary	4	
65/69	B(except Taxi)	Front & rear-secondary-4 1/64" long-(18 1/2) 35/64" dia. coils-Yellow	4	C2OZ 2035-A
70/71	B(drum brakes)	Front & rear-secondary	4	
72	B(drum brakes)	Rear-secondary	2	
65/70	B	Front-lower-shoe to shoe-6 13/16" long-(6 1/4) 5/8" dia. coils at each end-Blue	2	C2OZ 2035-D
72	B(drum brakes)	Rear-primary-(13 3/4)coils-Brown	2	D2OZ 2035-A
- F -				
65/70	F(9" brakes)	Front-3 33/64" long-(11 1/2) 11/16" dia. coils-Black	4	C3DZ 2035-A
	F(9" brakes)	Rear-3 33/64" long-(12 1/2) 39/64" dia. coils-Blue	4	C3DZ 2296-A
	F(10" brakes)	Front & rear-primary-4 9/64" long-(12 1/2) 9/16" dia. coils & (4) 23/32" dia. coils-Green	4	C2OZ 2035-C
	F(10" brakes)	Front & rear-secondary-4 1/64" long-(18 1/2) 35/64" dia. coils-Yellow	4	C2OZ 2035-A
	F	Front-lower-shoe to shoe-6 13/16" long-(6 1/4) 5/8" dia. coils at each end-Blue	2	C2OZ 2035-D
70	F(10" brakes)	Front & rear-primary-4 9/64" long-(12 1/2) 9/16" dia. coils & (4) 23/32" dia. coils-Green	4	C2OZ 2035-C
	F(10" brakes)	Front & rear-secondary-4 1/64" long-(18 1/2) 35/64" dia. coils-Yellow	4	C2OZ 2035-A
	F	Front-lower-shoe to shoe-6 13/16" long-(6 1/4) 5/8" dia. coils at each end-Blue	2	C2OZ 2035-D
71	F(drum brakes)	Front & rear-primary-4 9/64" long-(12 1/2) 9/16" dia. coils & (4) 23/32" dia. coils-Green	4	C2OZ 2035-C
	F(drum brakes)	Front & rear-secondary-4 1/64" long-(18 1/2) 35/64" dia. coils-Yellow	4	C2OZ 2035-A
72	F(drum brakes)	Front & rear-primary-(13 3/4)coils-Brown	4	D2OZ 2035-A
	F(drum brakes)	Front & rear-secondary-4 1/64" long-(18 1/2) 35/64" dia. coils-Yellow	4	C2OZ 2035-A
- L -				
71/	L(9" x 2" brakes)	Front-primary-4 3/16" long (12 1/2)-39/64" dia. coils-Blue	2	D1FZ 2296-C
	L(9" x 2" brakes)	Front-secondary-4 3/16" long (11 1/2)-39/64" dia. coils-Green	2	D1FZ 2296-B
	L(9" x 1 1/2", 9" x 1 3/4" brakes)	Rear-primary	2	
	L(9" x 1 1/2", 9" x 1 3/4" brakes)	Rear-secondary-4 3/16" long (12 1/2) 35/64" dia. coils-White	2	D1FZ 2296-A
- P -				
70/	P(6 cyl.)-9" brakes	Front-3 33/64" long-(11 1/2) 11/16" dia. coils-Black	4	C3DZ 2035-A
	P(6 cyl.)-9" brakes	Rear-3 33/64" long-(12 1/2) 39/64" dia. coils - Blue	4	C3DZ 2296-A
71	P(6 cyl.250 & 8 cyl.)-10" brakes	Front & rear-primary-4 9/64" long (12 1/2) 9/16" dia. coils & (4) 23/32" dia. coils-Green	4	C2OZ 2035-C
	P(6 cyl.250 & 8 cyl.)-10" brakes	Front & rear-secondary-4 1/64" long (18 1/2) 35/64" dia.coils-Yellow	4	C2OZ 2035-A

FORD CAR PARTS

SECTION 20

YEAR	MODEL	DESCRIPTION	QTY.	PART NUMBER
2035-6 SPRING - BRAKE SHOE RETRACTING - continued				
- P -				
71	P(8 cyl.)-10" brakes	Front-lower-shoe to shoe-6 13/16" long-(6 1/4) 5/8" dia. coils at each end-Blue	2	C2OZ 2035-D
72	P(6 cyl. 250 & 8 cyl.)-10" brakes	Front & rear-primary-(13 3/4)coils-Brown	4	D2OZ 2035-A
	P(6 cyl. 250 & 8 cyl.)-10" brakes	Front & rear-secondary-4 1/64" long-(18 1/2)-35/64" dia. coils-Yellow	4	C2OZ 2035-A
- S -				
65/66	S	Rear-4 31/64"long-(16 1/2) 3/4"dia. coils-Yellow	4	C3SZ 2296-A
67/	S	Rear-secondary	2	C0MM 2035-A
67/70	S	Rear-primary-4 9/16"long-(17 1/2) 5/8"dia. coils-Red	2	C3SZ 2035-A
71/	S	Rear primary-2 15/16" long-Red	2	C0MM 2036-A
- U -				
66/	U	Front-lower-shoe to shoe	2	C3AZ 2035-A
66/	U(10" brakes)	Rear-primary-2 7/16" long-(13 3/4) 43/64" dia. coils-Silver	2	C4UZ 2035-B
66	U(10" Bendix brakes)	Rear-secondary	2	C2OZ 2035-C
66	U(10" Wagner brakes)	Rear-secondary-4 15/64" long-(19 1/2) 17/32" dia. coils-Clear	2	C4UZ 2035-A
67/	U(10" brakes)	Rear-secondary	2	
66	U(11" brakes)	Front & rear-primary & secondary	8	B5A 2035-A
67/	U(11" brakes)	Front-primary	2	
67/	U(11" brakes)	Rear-primary	2	C0MM 2036-A
67/	U(11" brakes)	Front & rear-secondary	4	C0MM 2035-A
- X -				
65/70	X(9" brakes)	Front-3 33/64"long-(11 1/2) 11/16" dia. coils - Black	4	C3DZ 2035-A
65	X(9" brakes)-S/D, S/W, 66, 76	Rear	4	
65	X(9" brakes)-except S/D, S/W, 66, 76	Rear-3 33/64"long-(12 1/2)39/64"dia. coils-Blue	4	C3DZ 2296-A
66/70	X(9" brakes)	Rear	4	
65/70	X(10" brakes)	Front-lower-shoe to shoe-6 13/16" long-(6 1/4) 5/8" dia. coils at each end-Blue	2	C2OZ 2035-D
65/70	X(10" brakes)	Front & rear-primary-4 9/64" long-(12 1/2) 9/16" dia. coils & (4) 23/32" dia. coils-Green	4	C2OZ 2035-C
65/70	X(10" brakes)	Front & rear-secondary-4 1/64" long-(18 1/2) 35/64" dia. coils-Yellow	4	C2OZ 2035-A
2A038 RESERVOIR ASSY. - POWER BRAKE BOOSTER				
65/67	S		1	C1AA 2A038-B
65/67	S	Nut (reservoir to fender apron)-5/16"-24	2	33798-S8(M62)
		Lockwasher-5/16"		34806-S7(X64)
65/67	S (76A)	"O" ring (reservoir bolt)	1	IP 77265-B
@ 2K039 TUBE ASSY. - FRONT BRAKE HOSE TO CONNECTOR				
67/	U	Fitting-3/16" tube-3/8" -24	2	87942-S8 (I20)
@ 2A040 TUBE ASSY. - BRAKE MASTER CYLINDER TO CONNECTOR				
66	A(drum brakes)	26 7/32" developed length	1	C6AZ 2A040-A
69/	U		1	C9TZ 2A040-A
65	F (without Power Brake Booster)	Connector (tube to master cylinder)-3/16" tube	1	358165-S(II-65)
65	B		1	
65/	B	Connector (tube to master cylinder)-3/16" tube	1	87531-S(I-11)
65/	A		1	
65/	A ₁	Tee (tube to master cylinder)-1/8" pipe thread-3/16" tube	1	375776-S (II-146BA)
67	A(power drum brakes)	Nut (to master cylinder)-3/16" tube	1	381615-S36 (MM105FA)

@ Replacement tubes except as indicated by part number are to be made from bulk tubing stock listed by size and part number under basic Group 2269. Insulators are to be improvised from rubber hose, friction tape, etc., as required.

YEAR	MODEL	DESCRIPTION	QTY.	PART NUMBER
@ 2A040 TUBE ASSY. - BRAKE MASTER CYLINDER TO CONNECTOR - continued				
65	X with Automatic trans. & Power Brake booster)	Elbow (outlet tube)-90°	1	87380-S(134A)
65	F (with Power Brake Booster)		1	
66	B, X	Clip assy. (to dash panel)	3	375819-S100 (GG245)
65/66	B (1966 X)	Clip (to side member)	1or2	372323-S(GGI54B)
68	A, B, F, S, X	Clip (to outlet tube)	1	381799-S2(GG274)
68	A(except 71)-power disc brakes	Nut (to valve)-3/16" tube	1	382404-S100 (II-63D)
		Nut-3/16" tube-9/16"-18	AR	351736-S36 (MM105H)
		Nut-3/16" tube-1/2"-20	AR	375096-S36 (MM105-F)
		Fitting 3/16" tube-3/8" -24	AR	87942-S8 (I-20)
		Nut-3/16" tube-7/16"-24	AR	358609-S8(MM103)
		Nut-3/16" tube-3/8" -24	AR	381809-S36 (MM105D)
		Fitting-1/4" tube-7/16" -24	AR	87943-S8(I-21)
		Nut-3/16" tube-7/16" -24	AR	382404-S100(II63D)
		Nut-3/16" tube-3/8" -24	AR	382967-S100 (MM102)
		Nut-3/16" tube-3/8" -24	AR	383060-S36 (II63E)
2041 SCREW - BRAKE SHOE ADJUSTING				
65/69	A(with manual adjusters)	Front & rear-R.H. & L.H.-1/2"-20 x 2 1/2"	4	B7A 2041-A
70	A(exc. P/C, Taxi)-manual adjusters	Front & rear-R.H. & L.H.	4	
70	A(P/C, Taxi)-manual adjusters	Front	4	
70	A(P/C, Taxi)-manual adjusters	Rear	2	
71/	A(P/C, Taxi)	Front & rear-R.H. & L.H.	4	
65/70	A(with self-adjusters)	Front & rear-L.H.-7/16"-20 x 2 1/2"- #L"	2	C1AZ 2041-A
71/	A(exc. P/C, Taxi)	Front & rear-L.H.	2	
67/	S	Rear-L.H.	1	
67/	U	Front & rear-L.H.	2	
65/70	A(with self-adjusters)	Front & rear-R.H.-7/16"-20 x 2 1/2"- #R"	2	C4TZ 2041-A
71/	A(exc. P/C, Taxi)	Front & rear-R.H.	2	
67/	U	Front & rear-R.H.	2	
67/	S	Rear-R.H.	1	
65/67	B(Taxi)	Front & rear-7/16"-20 x 2 1/4"	4	8A 2041
66	U	Rear	2	
65/67	B (except Taxi)	Front & rear-R.H.-7/16"-20 x 2 1/4"- #R"- has 3 double nibs equally spaced	2	C2OZ 2041-A
68/71	B	Front & rear-R.H.	2	
72	B	Rear-R.H.	1	
65/	F, X	Front & rear-R.H.	2	
70	P	Front & rear-R.H.	2	
71/	P (6 cyl.250 & 8 cyl.)-10" brakes	Front & rear-R.H.	2	
65/67	B (except Taxi)	Front & rear-L.H.-7/16"-20 x 2 1/4"- #L"- has 3 double nibs equally spaced	2	C2OZ 2041-B
68/71	B	Front & rear-L.H.	2	
72	B	Rear-L.H.	1	
65/	F, X	Front & rear-L.H.	2	
70	P	Front & rear-L.H.	2	
71/	P (6 cyl.250 & 8 cyl.)-10" brakes	Front & rear-L.H.	2	
71/	L	Front & rear-R.H.-3/8"-24 x 2 1/4"- #R"	2	D1FZ 2041-A
71/	L	Front & rear-L.H.-3/8"-24 x 2 1/4"- #L"	2	D1FZ 2041-B

@ Replacement tubes except as indicated by part number are to be made from bulk tubing stock listed by size and part number under basic Group 2269. Insulators are to be improvised from rubber hose, friction tape, etc., as required.

Identification marking

YEAR	MODEL	DESCRIPTION	QTY.	PART NUMBER
2041 SCREW - BRAKE SHOE ADJUSTING - continued				
71/	P (6 cyl.200, 250)-9" brakes	Front & rear-R.H.	2	D1DZ 2041-A
71/	P (6 cyl.200, 250)-9" brakes	Front & rear-L.H.	2	D1DZ 2041-B
65/66	S	R. H.	AR	C3SZ 2041-A
65/66	S	L. H.	AR	C3SZ 2041-B
2042 LINK - BRAKE CYLINDER TO SHOE				
65/	A, U	Front & rear-2 1/16" long	8	B7A 2042-A
65/71	B	Front & rear	8	
72	B	Rear	4	
65/69	F(10" brakes)	Front & rear	8	
67/	S	Rear	4	
70/	F	Front & rear	8	
71/	P	Front & rear	8	
65/70	X (10" brakes)	Front & rear	8	
65/66	S	1 7/8" long	AR	C3SZ 2042-A
2044 GASKET - FRONT BRAKE BACKING PLATE TO SPINDLE				
65/67	A (Taxi)	2 3/8" I. D. -not replaced	2	★B7AZ 2044-A
65/	A(drum brakes)		2	C2AZ 2044-C
65	B	2" I. D. -not replaced	2	★C2OZ 2044-A
65	X (10" brakes)		2	
65/66	F (10"brakes)		2	
66/71	B	2" I. D.	2	C6DZ 2044-A
67/	F, L		2	
66/	P, X		2	
65	X (9" brakes)	2 3/8" I. D. -not replaced	2	★C4DZ 2044-A
65/66	F (9" brakes)		2	
2047 NUT - BRAKE SHOE ADJUSTING SCREW				
65/	A(with self-adjusters)	Front & rear-L. H.	2	C1AZ 2047-A
65/	A(with manual adjusters)	Front & rear-R. H. & L. H.	4	
68/	S	Rear-L. H.	1	
65/	A(with self-adjusters)	Front & rear-R. H.	2	C2AZ 2047-A
68/	S	Rear-R. H.	1	
65/67	B (Taxi)	Front & rear-7/16"-20-three grooves on body for identification-not replaced	4	★AD 2047-A
65/67	B (except Taxi)	Front & rear-R. H. -7/16"-20 x 2 1/8"	2	C2OZ 2047-A
68/69	B	Front & rear-R. H.	2	
70/71	B (10" brakes)	Front & rear-R. H.	2	
72	B	Rear-R. H.	1	
65/	F, X (10" brakes)	Front & rear-R. H.	2	
71/	P (6 cyl.250 & 8 cyl.)-10" brakes	Front & rear-R.H.	2	
65/67	B (except Taxi)	Front & rear-L. H. -7/16"-20 x 2 1/8"	2	C2OZ 2047-B
68/69	B	Front & rear-L. H.	2	
70/71	B (10" brakes)	Front & rear-L. H.	2	
72	B	Rear-L. H.	1	
65/	F, X (10" brakes)	Front & rear-L. H.	2	
71/	P (6 cyl.250 & 8 cyl.)-10" brakes	Front & rear-L.H.	2	
65/70	F, X (9" brakes)	Front & rear-R. H. -7/16"-20 x 2 1/8"-2 grooves	2	C3DZ 2047-A
70/	P(6 cyl.)-9" brakes	Front & rear-R. H.	2	
65/70	F, X (9" brakes)	Front & rear-L. H. -7/16"-20 x 2 1/8"-1 groove	2	C3DZ 2047-B
70/	P(6 cyl.)-9" brakes	Front & rear-L. H.	2	
71/	L	Front & rear-R.H.-3/8"-24 x 2 1/8"	2	D1FZ 2047-A
71/	L	Front & rear-L.H.-3/8"-24 x 2 1/8"	2	D1FZ 2047-B
65/67	S	R. H.	AR	C3SZ 2047-A
65/67	S	L. H.	AR	C3SZ 2047-B

Identification marking
May, 1975

YEAR	MODEL	DESCRIPTION	QTY.	PART NUMBER
2047 NUT - BRAKE SHOE ADJUSTING SCREW - continued				
66	U	" Before 6/15/66"	10" rear brakes	2 CIUU 2047-A
66	U	" From 6/15/66"	10" rear brakes-not replaced	2 ★C6TZ 2047-D
66	U		11" front & rear brakes	4 B7A 2047-A
67/	U		10" rear brakes-R. H.	1 C4UZ 2047-B
67/	U		10" rear brakes-L. H.	1 C4UZ 2047-A
67/	U		11" front & rear brakes-R. H.	2 C2AZ 2047-A
67/	U		11" front & rear brakes-L. H.	2 C1AZ 2047-A
2A047 HOSE - POWER BRAKE BOOSTER RESERVOIR TO MANIFOLD - Make from B4C 4090-A				
65/	A(8 cyl. 352, 390)		Elbow (hose to manifold)-3/8"-18-90°	1 374632-S(II-11A)
65/	S		Clip (hose to windshield wiper line)	1 353547-S2(GG173)
65/	S		Tee-1/4"-3/8" hose	1 374759-S(II98)
2048 SOCKET - BRAKE SHOE ADJUSTING SCREW				
65/	A		Front & rear-5/8" O. D. -1 7/64" long-3 grooves	AR C1AA 2048-A
67/	U		Front & rear	4
65/	S		Rear	2
65/67	B (Taxi)		Front & rear-1" long-three grooves	4 AD 2048-A
65/67	B (except Taxi)		Front & rear-5/8" O. D. -31/32" long	4 C3OZ 2048-A
68/71	B (10" brakes)		Front & rear	4
72	B		Rear	2
65/	F, X (10" brakes)		Front & rear	4
71/	P(6 cyl.250 & 8 cyl.)-10" brakes		Front & rear	4
65/70	F, X (9" brakes)		Front & rear-5/8" O. D. -1" long	4 C3DZ 2048-B
70/	P(6 cyl.)-9" brakes		Front & rear	4
71/	L		Front & rear-9/16" O. D. -1" long	4 D1FZ 2048-A
66	U		Front-11/16" O. D. -1 3/32" long-one groove	4 B7A 2048-A
66	U		Rear-5/8" O. D. -1" long-2 grooves	2 CIUU 2048-A
65/	S		Washer-flat-7/16" I. D.	4 372583-S(XX168)
65/	A, B			4
65/70	X			4
65/	F			4
66/	U			4
@ 2A048 TUBE ASSY. - FRONT BRAKE TUBE FITTING TO CONNECTOR				
			Nut-3/16" tube-3/8"-24	AR 87942-S8(I-20)
2049 SPRING - BRAKE SHOE ADJUSTING SCREW				
65/	A (manual-adjusting brakes)		Front & rear-5/8" diameter-3 1/4" long	4 H 2049
66	U		Front	2
65/	A (self-adjusting brakes)		Front & rear-3/4" dia. -3 1/8" long-Blue	4 C1SS 2049-A
65/	F, X (10" brakes)		Front & rear	4
67/	S		Rear	2
67/	U		Front & rear	4
65/69	B (self-adjusting brakes)		Front & rear	4
70/71	B(10" brakes)		Front & rear	4
72	B		Rear	2
71/	P (6 cyl.250 & 8 cyl.)-10" brakes		Front & rear	4
65/70	F, X (9" brakes)		Front & rear-35/64" dia. -3 15/64" long-25 1/2 coils-Green	4 C3DZ 2049-B
70	P(6 cyl.)-9" brakes		Front & rear	4
71/	L		Front & rear-5/8" dia. -4 5/16" long-19 1/2 coils-White	4 D1FZ 2049-A
71/	P (6 cyl.)9" brakes		Front & rear	4
65/66	S		Front & rear-49/64" dia. -3 13/32" long-21 1/2 coils-Red	AR C3SZ 2049-A
66	U		Rear	2 8A 2049
2A051 BRACKET - BRAKE LINE SUPPORT				
70/71	F			1 D0ZZ 2A051-A
71/	L			1 D1FZ 2A051-B

@ Replacement tubes except as indicated by part number are to be made from bulk tubing stock listed by size and part number under basic Group 2269. Insulators are to be improvised from rubber hose, friction tape, etc., as required.

2061-2 CYLINDER ASSY. - FRONT BRAKE					
DIAMETER (INCHES)	IDENTIFICATION	PART NUMBER	DIAMETER (INCHES)	IDENTIFICATION	PART NUMBER
IDENTIFICATION CHART					
1	1Y	D1FZ 2061-A	1 3/32	1B-1OR	D2AZ 2061-A
1	1Y	D1FZ 2062-A	1 3/32	1B-1OR	D2AZ 2062-A
1	1Y-1OR	D2FZ 2061-A			
1	1Y-1OR	D2FZ 2062-A			
1 1/16	1G	C5DZ 2061-A	1 1/8	None	C1TT 2261-A
1 1/16	1G	C5DZ 2062-A	1 1/8	None	C1TT 2262-A
1 1/16	2R	C3OZ 2061-C	1 1/8	1BL-1OR	D2ZZ 2061-A
1 1/16	2R	C3OZ 2062-C	1 1/8	1BL-1OR	D2ZZ 2062-A
			1 1/8	1R-1OR	D2DZ 2061-A
			1 1/8	1R-1OR	D2DZ 2062-A
1 3/32	1B	★C5AZ 2061-A r/ D2AZ 2061-A	1 1/8	2W	C3OZ 2061-B
1 3/32	1B	★C5AZ 2062-A r/b D2AZ 2062-A	1 1/8	2W	C3OZ 2062-B
1 3/32	1B	★C6OZ 2061-A r/b C9TZ 2061-B	1 1/8	1Y	★C9AZ 2061-A r/b D2AZ 2061-B
1 3/32	1B	★C6OZ 2062-A r/b C9TZ 2062-B	1 1/8	1Y	C9AZ 2062-A
1 3/32	2G	C9TZ 2061-B	1 1/8	1Y	D1DZ 2061-A
1 3/32	2G	C9TZ 2062-B	1 1/8	1Y	D1DZ 2062-A
			1 1/8	1Y-1BL	D1TZ 2061-A
			1 1/8	1Y-1BL	D1TZ 2062-A
			1 1/8	1Y-1OR	D2AZ 2061-B
			1 1/8	1Y-1OR	D2AZ 2062-B

YEAR	MODEL	LOCATION	DIAMETER (Inches)	QTY.	PART NUMBER	
					CYLINDER ASSY.	REPAIR KIT

MODEL APPLICATION

- A -							
65/68	A (Drum Brakes)	R.H.	1 3/32	1	★◆C5AZ 2061-A ◆D2AZ 2061-A	◆C3AZ 2221-A ◆D2AZ 2221-A	
		L.H.		1	★◆C5AZ 2062-A ◆D2AZ 2062-A	◆C3AZ 2221-A ◆D2AZ 2221-A	
69/71	A (except 71) - Drum Brakes	R.H.	1 1/8	1	★◆C9AZ 2061-A	◆C8UZ 2221-A	
		R.H.		1	★◆C9AZ 2061-A ◆D2AZ 2061-B	◆C8UZ 2221-A ◆D2AZ 2221-B	
	L.H.		1	C9AZ 2062-A	C8UZ 2221-A		
	A (71) - Drum Brakes	R.H.	1 3/32	1	★◆C5AZ 2061-A ◆D2AZ 2061-A	◆C3AZ 2221-A ◆D2AZ 2221-A	
L.H.			1	★◆C5AZ 2062-A ◆D2AZ 2062-A	◆C3AZ 2221-A ◆D2AZ 2221-A		
72	A (except 71)	R.H.	1 1/8	1	D2AZ 2061-B	D2AZ 2221-B	
		L.H.		1	D2AZ 2062-B	D2AZ 2221-B	
	A (71)	R.H.	1 3/32	1	D2AZ 2061-A	D2AZ 2221-A	
		L.H.		1	D2AZ 2062-A	D2AZ 2221-A	

- B -

65	B (10" x 2 1/4" brakes)	R.H.	1 1/8	1	C3OZ 2061-B	C3OZ 2221-B
		L.H.		1	C3OZ 2062-B	C3OZ 2221-B
	B (10" x 2 1/2" brakes)	R.H.	1 1/16	1	C3OZ 2061-C	C3OZ 2221-C
		L.H.		1	C3OZ 2062-C	C3OZ 2221-C
66/69	B (10" x 2 1/4" brakes)	R.H.	1 1/8	1	C3OZ 2061-B	C3OZ 2221-B
		L.H.		1	C3OZ 2062-B	C3OZ 2221-B
	B (10" x 2 1/2" brakes)	R.H.	1 3/32	1	★◆C6OZ 2061-A ◆C9TZ 2061-B	◆C3AZ 2221-A ◆C3AZ 2221-A
		L.H.		1	★◆C6OZ 2062-A ◆C9TZ 2062-B	◆C3AZ 2221-A ◆C3AZ 2221-A
70	B (10" x 2 1/4" , 10" x 2 1/2" brakes)	R.H.	1 1/8	1	C3OZ 2061-B	C3OZ 2221-B
71	B (10" x 2 1/4" , 10" x 2 1/2" brakes)	R.H.	1 1/8	1	C3OZ 2061-B	C3OZ 2221-B
		L.H.		1	C3OZ 2062-B	C3OZ 2221-B

▲ Refer to Group 2221 for contents of kit

● Paint Code Identification B - Blue BL - Black G - Green ◆ Original ◇ Service Replacement
 OR - Orange R - Red W - White Y - Yellow

May, 1975

COPYRIGHT © 1975 -

FORD MOTOR COMPANY - DEARBORN, MICHIGAN

FINAL ISSUE

FORD CAR PARTS

SECTION 20

2061-2 CYLINDER ASSY. - FRONT BRAKE - continued

YEAR	MODEL	LOCATION	DIAMETER (inches)	QTY.	PART NUMBER			
					CYLINDER ASSY.		REPAIR KIT	
- F -								
65/69	F (9" x 2 1/4" brakes)	R. H.	1 1/16	1	C5DZ 2061-A	C1DZ 2221-B		
		L. H.		1	C5DZ 2062-A	C1DZ 2221-B		
	F (10" x 2 1/4" brakes)	R. H.	1 1/8	1	C3OZ 2061-B	C3OZ 2221-B		
		L. H.		1	C3OZ 2062-B	C3OZ 2221-B		
	F (10" x 2 1/2" brakes)-1966/69	R. H.	1 3/32	1	★◆C6OZ 2061-A	◆C3AZ 2221-A		
		L. H.		1	◆C9TZ 2061-B ★◆C6OZ 2062-A ◆C9TZ 2062-B	◆C3AZ 2221-A ◆C3AZ 2221-A ◆C3AZ 2221-A		
70	F (9" x 2 1/4" brakes)	R. H.	1 1/16	1	C5DZ 2061-A	C1DZ 2221-B		
		L. H.		1	C5DZ 2062-A	C1DZ 2221-B		
	F (10" x 2 1/4" , 10" x 2 1/2" brakes)	R. H.	1 1/8	1	C3OZ 2061-B	C3OZ 2221-B		
		L. H.		1	C3OZ 2062-B	C3OZ 2221-B		
71	F (10" x 2 1/4" , 10 x 2 1/2" brakes)	R. H.	1 1/8	1	C3OZ 2062-B	C8UZ 2221-A		
		L. H.		1	C3OZ 2061-B	C8UZ 2221-A		
72	F (10" x 2 1/2" brakes)	R. H.	1 1/8	1	D2ZZ 2061-A	D2AZ 2221-B		
		L. H.		1	D2ZZ 2062-A	D2AZ 2221-B		
- L -								
71	L (9" x 2" brakes)	R. H.	1	1	D1FZ 2061-A	D1FZ 2221-A		
		L. H.		1	D1FZ 2062-A	D1FZ 2221-A		
72	L (9" x 2" brakes)	R. H.	1	1	D2FZ 2061-A	D2FZ 2221-A		
		L. H.		1	D2FZ 2062-A	D2FZ 2221-A		
- P -								
70	P (9" x 2 1/4" brakes)	R. H.	1 1/16	1	C5DZ 2061-A	C1DZ 2221-B		
		L. H.		1	C5DZ 2062-A	C1DZ 2221-B		
71	P (6 cyl.)-9" x 2 1/4" brakes	R. H.	1 1/8	1	D1DZ 2061-A	D1DZ 2221-A		
		L. H.		1	D1DZ 2062-A	D1DZ 2221-A		
	P (6 cyl. 250 & 8 cyl.)-10" x 2 1/4" brakes	R. H.	1 1/8	1	C3OZ 2061-B	C8UZ 2221-A		
		L. H.		1	C3OZ 2062-B	C8UZ 2221-A		
72	P (6 cyl. -except 6 cyl. 250 with D70 x 14 tires)-9" x 2 1/4" brakes	R. H.	1 1/8	1	D2DZ 2061-A	D2DZ 2221-A		
		L. H.		1	D2DZ 2062-A	D2DZ 2221-A		
	P (6 cyl. 250 with D70 x 14 tires & 8 cyl.)-10" x 2 1/2" brakes	R. H.	1 1/8	1	D2ZZ-2061-A	D2AZ 2221-B		
		L. H.		1	D2ZZ 2062-A	D2AZ 2221-B		
- U -								
66/71	U (11" x 2" brakes) "Before Ser. K20,001"	R. H.	1 1/8	1	C1TT 2262-A	C8UZ 2221-A		
		L. H.		1	C1TT 2261-A	C8UZ 2221-A		
71/	U (11" x 2" brakes) "From Ser. K20,001"	R. H.	1 1/8	1	D1TZ 2061-A	C8UZ 2221-A		
		L. H.		1	D1TZ 2062-A	C8UZ 2221-A		
- X -								
65/70	X (9" x 2 1/4" brakes)	R. H.	1 1/16	1	C5DZ 2061-A	C1DZ 2221-B		
		L. H.		1	C5DZ 2062-A	C1DZ 2221-B		
	X (10" x 2 1/4" brakes)	R. H.	1 1/8	1	C3OZ 2061-B	C3OZ 2221-B		
		L. H.		1	C3OZ 2062-B	C3OZ 2221-B		
	X (10" x 2 1/2" brakes)-1966/70	R. H.	1 3/32	1	★◆C6OZ 2061-A	◆C3AZ 2221-A		
		L. H.		1	◆C9TZ 2061-B ★◆C6OZ 2062-A ◆C9TZ 2062-B	◆C3AZ 2221-A ◆C3AZ 2221-A ◆C3AZ 2221-A		
YEAR	MODEL	DESCRIPTION		QTY.	PART NUMBER			
65/	B	Bolt (cylinder to carrier plate)-5/16"-18 x 1/2"		4	20310-S8(B48)			
65/66	A			4				
65/70	X (10" x 2 1/4" brakes)			4				
65/	F (8 cyl.)-10" x 2 1/4" brakes			4				
		Lockwasher-5/16"			★ 34941-S7			
65/70	X	Screw & washer (cylinder to carrier plate)-1/4"-28 x 3/8"		4	42741-S7-8(U2)			
65/69	F (6 cyl.)			4				
67/69	A			4				
70	A, B, F, P, U, X	Screw & washer (cylinder to carrier plate)-1/4"-28 x 3/8"		4	383755-S2BB574CD			

▲ Refer to Group 2221 for contents of kit

◆ Original

◇ Service Replacement

YEAR	MODEL	DESCRIPTION	QTY.	PART NUMBER
2066 CUP - BRAKE SHOE HOLD DOWN SPRING - Also refer to Group 2A094				
65/	A, F, L, P, U (drum brakes)	Cup-front & rear	16	B7A 2066-A
65/71	B (drum brakes)	Front & rear	16	
72	B (drum brakes)	Rear	8	
65/	S (drum brakes)	Rear	8	
65/70	X (9" brakes)	Front & rear	8	
65/70	X (10" brakes)	Front & rear	16	
68/	A, F, X (disc brakes)	Clip	4	C8AZ 2066-A
68/71	B, S (disc brakes)		4	
68/	A (disc brakes)	Screw & washer (to anchor)-1/4" -20 x 7/16"	2	382563-S100
68/71	S (disc brakes)		2	(BB554H)

YEAR	MODEL	DESCRIPTION	LENGTH (INCHES)	COILS	COLOR IDENT.	QTY.	PART NUMBER
2068 SPRING - BRAKE SHOE HOLD DOWN - Also refer to Group 2A094							

- A -							
65/	A (manual-adjusters)	Front & rear-upper	1 1/16	5 1/4	Silver	8	C3SZ 2068-A
	A (self-adjusters)	Front & rear-lower	1	5 1/4	Purple	8	D3TZ 2068-A

- B -							
65/67	B	Front & rear-primary	1 1/16			4	H 2068
	B (exc. Taxi)	Front & rear-secondary			Black	4	TDAA 2068-A
	B (Taxi)	Front & rear-secondary	1 1/16			4	H 2068
68/71	B	Front & rear-primary	1 1/16			4	H 2068
	B	Front & rear-secondary			Black	4	TDAA 2068-A
72	B	Rear			Black	8	TDAA 2068-A

- F -							
65/70	F (9" brakes)	Front & rear-primary	13/16	5 1/2	Gray	4	C5DZ 2068-A
	F (9" brakes)	Front & rear-secondary	7/8	5 1/2	Bronze	4	C5DZ 2068-B
	F (10" brakes)	Front & rear-primary	1 1/16			4	H 2068
	F (10" brakes)	Front & rear-secondary			Black	4	TDAA 2068-A
71	F (10" brakes)	Front & rear-primary	1 1/16			4	H 2068
	F (10" brakes)	Front & rear-secondary			Black	4	TDAA 2068-A
72	F	Front & rear			Black	8	TDAA 2068-A

- L -							
71	L (9" brakes)	Front & rear-primary	1 1/16			4	H 2068
	L (9" brakes)	Front & rear-secondary			Black	4	TDAA 2068-A
72	L	Front-primary	1 1/16			2	H 2068
	L	Front-secondary			Black	2	TDAA 2068-A
	L	Rear-primary	13/16	5 1/2	Gray	2	C5DZ 2068-A
	L	Rear-secondary	7/8	5 1/2	Bronze	2	C5DZ 2068-B

- P -							
70	P (6 cyl.)-9" brakes	Front & rear-primary	13/16	5 1/2	Gray	4	C5DZ 2068-A
	P (6 cyl.)-9" brakes	Front & rear-secondary	7/8	5 1/2	Bronze	4	C5DZ 2068-B
71	P (6 cyl.)-9" brakes	Front & rear-primary	13/16	5 1/2	Gray	4	C5DZ 2068-A
	P (6 cyl.)-9" brakes	Front & rear-secondary	7/8	5 1/2	Bronze	4	C5DZ 2068-B
	P (6 cyl. 250 & 8 cyl.)-10" brakes	Front & rear-primary	1 1/16			4	H 2068
	P (6 cyl. 250 & 8 cyl.)-10" brakes	Front & rear-secondary			Black	4	TDAA 2068-A
72	P (6 cyl.)-9" brakes	Front & rear-primary	13/16	5 1/2	Gray	4	C5DZ 2068-A
	P (6 cyl.)-9" brakes	Front & rear-primary	13/16	5 1/2	Gray	4	C5DZ 2068-B
	P (6 cyl. 250 & 8 cyl.)-10" brakes	Front & rear-primary			Black	4	TDAA 2068-A
	P (6 cyl. 250 & 8 cyl.)-10" brakes	Front & rear-secondary			Black	4	TDAA 2068-A

- S -							
65	S	Front & rear-upper	1 1/16	5 1/4	Silver	8	C3SZ 2068-A
	S	Front & rear-lower	1	5 1/4	Purple	8	D3TZ 2068-A
66/	S	Rear	1	5 1/4	Purple	4	D3TZ 2068-A

- U -							
66	U	Front & rear	1 1/16	5 1/4	Silver	8	C3SZ 2068-A
67/	U	Front & rear	1	5 1/4	Purple	8	D3TZ 2068-A

- X -							
65/70	X (9" brakes)	Front & rear-primary	13/16	5 1/2	Gray	4	C5DZ 2068-A
	X (9" brakes)	Front & rear-secondary	7/8	5 1/2	Bronze	4	C5DZ 2068-B
	X (10" brakes)	Front & rear-primary	1 1/16			4	H 2068
	X (10" brakes)	Front & rear-secondary			Black	4	TDAA 2068-A

YEAR	MODEL	DESCRIPTION	LENGTH (INCHES)	STAMPING IDENT.	QTY.	PART NUMBER
2069 PIN - BRAKE SHOE HOLD DOWN SPRING - Also refer to Group 2A094						
- A -						
65/67	A(11" x 2 1/4" & 11" x 2 1/2" brakes)	Front & rear	2 5/16	I	8	B7A 2069-A
	A(11" x 3" brakes)	Front	2 9/16		4	B8E 2069-A
68/69	A(11" x 2 1/4" & 11" x 2 1/2" brakes)	Front & rear	2 5/16	I	8	B7A 2069-A
	A(11" x 3" brakes)	Front	2 9/16		4	B8E 2069-A
	A(disc brakes)	Front	1 5/16		4	C8AZ 2069-A
70/	A(11" x 2 1/2" brakes)	Front	2 5/16	I	4	B7A 2069-A
	A(11" x 3" brakes)	Front	2 9/16		4	B8E 2069-A
	A(disc brakes)	Front	1 5/16		4	C8AZ 2069-A
	A	Rear	2 5/16	I	4	B7A 2069-A
- B -						
65/67	B(10" brakes)	Front	2 5/16	I	4	B7A 2069-A
	B(10" x 1 3/4" brakes)	Rear	2 1/8	8	4	8A 2069-A
	B(10" x 2" brakes)	Rear	2 5/16	I	4	B7A 2069-A
	B(10" x 2 1/2" brakes)	Rear	2 7/16	6	4	B7T 2069-A
68	B(10" brakes)	Front	2 5/16	I	4	B7A 2069-A
	B(disc brakes)	Front	1 5/16		4	C8AZ 2069-A
	B(10" x 1 3/4" brakes)	Rear	2 1/8	8	4	8A 2069-A
	B(10" x 2" brakes)	Rear	2 5/16	I	4	B7A 2069-A
	B(10" x 2 1/2" brakes)	Rear	2 7/16	6	4	B7T 2069-A
69/71	B(10" brakes)	Front	2 5/16	I	4	B7A 2069-A
	B(disc brakes)	Front	1 5/16		4	C8AZ 2069-A
	B(10" x 2" brakes)	Rear	2 5/16	I	4	B7A 2069-A
	B(10" x 2 1/2" brakes)	Rear	2 7/16	6	4	B7T 2069-A
72	B(10" x 2" brakes)	Rear	2 5/16	I	4	B7A 2069-A
	B(10" x 2 1/2" brakes)	Rear	2 7/16	6	4	B7T 2069-A
- F -						
65/66	F(9" brakes)	Front & rear	2 1/8	8	8	8A 2069-A
	F(10" brakes)	Front	2 5/16	I	4	B7A 2069-A
	F(10" x 1 3/4" brakes)	Rear	2 1/8	8	4	8A 2069-A
	F(10" x 2" brakes)	Rear	2 5/16	I	4	B7A 2069-A
67/68	F(9" brakes)	Front & rear	2 1/8	8	8	8A 2069-A
	F(10" brakes)	Front	2 5/16	I	4	B7A 2069-A
	F(disc brakes)-1968	Front	1 5/16		4	C8AZ 2069-A
	F(10" x 1 3/4" brakes)	Rear	2 1/8	8	4	8A 2069-A
	F(10 x 2" brakes)	Rear	2 5/16	I	4	B7A 2069-A
	F(10" x 2 1/2" brakes)	Rear	2 7/16	6	4	B7T 2069-A
69/70	F(9" brakes)	Front & rear	2 1/8	8	8	8A 2069-A
	F(10" brakes)	Front	2 5/16	I	4	B7A 2069-A
	F(disc brakes)	Front	1 5/16		4	C8AZ 2069-A
	F(10" x 1 3/4" brakes)	Rear	2 1/8	8	4	8A 2069-A
	F(10" x 2" brakes)	Rear	2 5/16	I	4	B7A 2069-A
71/	F(10" brakes)	Front	2 5/16	I	4	B7A 2069-A
	F(disc brakes)	Front	1 5/16		4	C8AZ 2069-A
	F(10" x 1 3/4" brakes)	Rear	2 1/8	8	4	8A 2069-A
	F(10" x 2" brakes)	Rear	2 5/16	I	4	B7A 2069-A
- L -						
71	L	Front	2 5/16	I	4	B7A 2069-A
	L	Rear	2 1/8	8	4	8A 2069-A
72	L	Front	2 5/16	I	4	B7A 2069-A
	L (exc. 73)	Rear	2 1/8	8	4	8A 2069-A
	L (73)	Rear			4	8L 2069

YEAR	MODEL	DESCRIPTION	LENGTH (INCHES)	STAMPING IDENT.	QTY.	PART NUMBER
2069 PIN - BRAKE SHOE HOLD DOWN SPRING - continued - Also refer to Group 2A094						
- P -						
70	P(6 cyl.)-9" brakes	Front & rear	2 1/8	8	8	8A 2069-A
71/	P(6 cyl.)-9" brakes	Front & rear	2 1/8	8	8	8A 2069-A
	P(6 cyl. 250 & 8 cyl.)-10" brakes	Front	2 5/16	I	4	B7A 2069-A
	P(6 cyl. 250 & 8 cyl.)-10" brakes	Rear	2 1/8	8	4	8A 2069-A
- S -						
65/71	S	Rear	2 5/16	I	4	B7A 2069-A
68/71	S(disc brakes)		1 5/16		4	C8AZ 2069-A
72	S	Rear	2 5/16	I	4	B7A 2069-A
- U -						
66/	U	Front			4	8L 2069
	U(10" x 2 1/2" brakes)	Rear	2 7/16	6	4	B7T 2069-A
	U(11" x 1 3/4" brakes)	Rear			4	H 2069
- X -						
65/68	X(9" brakes)	Front & rear	2 1/8	8	8	8A 2069-A
	X(10" brakes)	Front	2 5/16	I	4	B7A 2069-A
	X(disc brakes)-1968	Front	1 5/16		4	C8AZ 2069-A
	X(10" x 1 3/4" brakes)	Rear	2 1/8	8	4	8A 2069-A
	X(10" x 2" brakes)	Rear	2 5/16	I	4	B7A 2069-A
66/68	X(10" x 2 1/2" brakes)	Rear	2 7/16	6	4	B7T 2069-A
69/70	X(9" brakes)	Front & rear	2 1/8	8	8	8A 2069-A
	X(10" brakes)	Front	2 5/16	I	4	B7A 2069-A
	X(disc brakes)	Front	1 5/16		4	C8AZ 2069-A
	X(10" x 2" brakes)	Rear	2 5/16	I	4	B7A 2069-A

YEAR	MODEL	DESCRIPTION	QTY.	PART NUMBER
2073 BRACKET - REAR BRAKE HOSE SUPPORT				
67/70	A		1	C7AZ 2073-A
71/	A		1	D0AZ 2073-A
66/67	B, X	Not replaced	1	★C6OZ 2073-B
68/71	B, X			C8OZ 2073-A
71	F	"Before 12/15/70"	1	D1WY 2073-A
71/	F	"From 12/15/70"	1	D1ZZ 2073-A
67/70	S		1	C7AZ 2073-A
71	S		1	D0AZ 2073-A
65/72	A	Screw (hose to frame)-5/16"-18 x 7/8"-tapping	1	40182-S(U269)
	A	Screw (to No.4 c/member)-5/16"-18 x 3/4"	1	381877-S2 (UU52AF)
65/71	B	Screw (hose to underbody)-5/16"-18 x 1/2"-tapping	1	40923-S8(U284)
65/66	S	Screw (to cross member)-5/16"-18 x 5/8"-tapping	1	40936-S8(U265)
65/71	S	Screw (hose to frame)-5/16"-18 x 7/8"-tapping	1	40182-S(U269)

2B073 SEAL - POWER BRAKE BOOSTER CHECK VALVE - Also refer to Group 2B176				
65/67	A, B(Midland-Ross)		1	C3TZ 2B073-A
66/67	X(Midland-Ross)		1	
67	F(Midland-Ross)		1	
67	S(without speed control)-Midland-Ross		1	

2074-5 CONNECTOR - BRAKE TUBE				
65	A	Front	1	C5AZ 2075-A
66	A(drum brakes)	"Before 12/27/65"	1	★C6AZ 2075-B
66	A(drum brakes)	"From 12/27/65"	1	★C6AZ 2075-C
65/67	A	Rear-not replaced	1	★C0AZ 2074-A

SECTION 20

FORD CAR PARTS

YEAR	MODEL	DESCRIPTION	QTY.	PART NUMBER
2074-5 CONNECTOR - BRAKE TUBE - continued				
65/67	B (except S/W)	Rear	1	C2OZ 2074-A
65/67	B(S/W)	Rear-not replaced	1	★C3OZ 2074-A
65/67	B Special (8 cyl. 289 4/B carb.)	Rear	1	
65	F	Front	1	C2OZ 2075-A
65/67	F(disc brakes)	Front	1	C5ZZ 2075-A
66	F(without Power Brake Booster)	Front-not replaced	1	★C6ZZ 2075-A
65	X(without Power Brake Booster)	Front	1	C4DZ 2075-A
65	X(with Power Brake Booster)	Front-not replaced	1	★C4GY 2075-A
65	X	Rear	1	C4DZ 2074-A
65/66	A	Screw (front connector to frame)-5/16"-18 x 7/8" tapping	1	40182-S(U269)
65	F	Screw (to fender apron)	1	
65/66	B	Screw (front connector to fender apron) - 5/16"-18 x 1/2" -tapping	1	40923-S8(U264)

2B074 RING - POWER BRAKE BOOSTER BELLOWS WEAR

65/67	A,B(Midland-Ross)		1	C3TZ 2B074-A
66/67	X(Midland-Ross)		1	
67	F(Midland-Ross)		1	
67	S(without speed control)-Midland-Ross		1	

YEAR	MODEL	DESCRIPTION	LENGTH	QTY.	PART NUMBER
------	-------	-------------	--------	------	-------------

2078 HOSE - FRONT BRAKE

- A -						
65	A	R.H. & L.H.	12 1/4	2	C5AZ 2078-A	
66	A (drum brakes)	R.H. & L.H.	12 1/4	2	C5AZ 2078-A	
	A (disc brakes)	R.H.	10 3/4	1	C6AZ 2A420-G	
67	A (drum brakes)	L.H.	10 3/4	1	C6AZ 2A420-H	
		R.H. & L.H.	11 1/2	2	C7AZ 2078-A	
	A (disc brakes)	" Before 10/15/66"	R.H.	10 3/4	1	C7SZ 2078-A
	A (disc brakes)	" From 10/15/66"	L.H.	10 3/4	1	C7SZ 2078-B
		R.H.	10 3/4	1	C7SZ 2078-C	
68	A (drum brakes)	R.H. & L.H.	11 1/2	2	C7AZ 2078-A	
	A (disc brakes)	R.H.	12 1/4	1	C8AZ 2078-A	
		L.H.	12 1/4	1	C8AZ 2078-B	
69	A (drum brakes)	" Before 4/1/69"	R.H. & L.H.	2	C9AZ 2078-C	
	A (drum brakes)	" From 4/1/69"	R.H. -#D0AA 2B171-E	12 3/16	1	D0AZ 2078-C
		L.H. -#D0AA 2B218-E	12 3/16	1	D0AZ 2078-D	
	A (disc brakes)	R.H.	16 1/4	1	C9AZ 2078-A	
L.H.		16 1/4	1	C9AZ 2078-B		
70	A (drum brakes)	R.H. -#D0AA 2B171-E	12 3/16	1	D0AZ 2078-C	
		L.H. -#D0AA 2B218-E	12 3/16	1	D0AZ 2078-D	
	A (disc brakes)	R.H. -r/b D0AZ 2078-E (4-74)	16 3/8	1	★D0AZ 2078-A	
71/	A (drum brakes)	L.H. -r/b D0AZ 2078-F (4-74)	16 3/8	1	★D0AZ 2078-B	
		R.H. -#D0AA 2B171-E	12 3/16	1	D0AZ 2078-C	
	A (disc brakes)	L.H. -#D0AA 2B218-E	12 3/16	1	D0AZ 2078-D	
		R.H. -#D0AA 2B171-D	16 5/16	1	D0AZ 2078-E	
L.H. -#D0AA 2B218-D	16 5/16	1	D0AZ 2078-F			

- B -

65/66	B	R.H. & L.H.	13 7/8	2	LD 2078-A
67	B (drum brakes)	R.H. & L.H.	12 5/8	2	C7OZ 2078-A
	B (disc brakes)	R.H. & L.H.	14 1/4	2	C7OZ 2078-B
68	B (drum brakes)	R.H. & L.H.	12 5/8	2	C7OZ 2078-A
		R.H.	12 1/4	1	C8OZ 2078-A
	B (disc brakes)	L.H.	12 1/4	1	C8OZ 2078-B
69	B (drum brakes)	R.H. & L.H.	12 5/8	2	C7OZ 2078-A
		R.H.	12 1/4	1	C8OZ 2078-A
	B (disc brakes)	L.H.	12 1/4	1	C8OZ 2078-B

Identification marking

YEAR	MODEL	DESCRIPTION	LENGTH	QTY.	PART NUMBER	
2078 HOSE - FRONT BRAKE - continued						
- B -						
70	B (drum brakes)	R.H. & L.H.	12 5/8	2	C7OZ 2078-A	
	B (disc brakes)	R.H. -r/b D0OZ 2078-C (11/73)	12 7/16	1	★D0OZ 2078-A	
71	B (drum brakes)	L.H. -r/b D0OZ 2078-D (11/73)	12 7/16	1	★D0OZ 2078-B	
		R.H. & L.H.	12 5/8	2	C7OZ 2078-A	
	B (disc brakes)	R.H. - #D0OA 2B171-C	12 7/16	1	D0OZ 2078-C	
72	B	L.H. - #D0OA 2B218-D	12 7/16	1	D0OZ 2078-D	
		R.H. & L.H.	14 3/8	2	D2OZ 2078-A	
- F -						
65/66	F (disc brakes)	R.H. & L.H.	15	2	C5ZZ 2078-A	
	F (drum brakes)	"Before 8/17/64"	R.H. & L.H.	15	2	B7AZ 2078-A
	F (drum brakes)	"From 8/17/64"	R.H. & L.H.	13 1/4	2	C5ZZ 2078-B
67	F (drum brakes)	R.H. & L.H.	13 1/4	2	C7ZZ 2078-A	
	F (disc brakes)	R.H. & L.H.	14 1/4	2	C7OZ 2078-B	
68/70	F (drum brakes)	R.H. & L.H.	13 1/4	2	C7ZZ 2078-A	
	F (disc brakes)	R.H.	13 13/16	1	C8ZZ 2078-A	
71	F (disc brakes)	L.H.	13 13/16	1	C8ZZ 2078-B	
		R.H. & L.H.		2	D1FZ 2078-A	
	F (drum brakes)	"Before 9/17/70"	R.H. & L.H.		2	D1ZZ 2078-D
	F (drum brakes)	"From 9/17/70 to 5/3/71"	R.H. & L.H.		2	D1ZZ 2078-D
	F (drum brakes)	"From 5/3/71"	R.H. & L.H.	13 7/8	2	D1ZZ 2078-E
72	F (disc brakes)	R.H.		1	D1ZZ 2078-A	
		L.H.		1	D1ZZ 2078-B	
	F (drum brakes)	R.H. & L.H.	13 7/8	2	D1ZZ 2078-E	
	F (disc brakes)	R.H.		1	D1ZZ 2078-A	
	L.H.		1	D1ZZ 2078-B		
- L -						
71/	L (drum brakes)	R.H. & L.H.		2	D1ZZ 2078-D	
	L (disc brakes)	"Before 1/17/72"	R.H. & L.H.	13 7/8	2	D1FZ 2078-B
	L (disc brakes)	"From 1/17/72"	R.H. & L.H.	15 11/16	2	D2FZ 2078-A
- P -						
70	P	R.H.	12 3/4	1	D0DZ 2078-E	
		L.H.	12 3/4	1	D0DZ 2078-F	
71/	P	R.H. & L.H.	12 5/8	2	C7OZ 2078-A	
- S -						
65/66	S		13 15/16	2	C5SZ 2078-B	
67	S	"Before 10/15/66"	R.H.	10 3/4	1	C7SZ 2078-A
		L.H.	10 3/4	1	C7SZ 2078-B	
	S	"From 10/15/66"	R.H.	10 3/4	1	C7SZ 2078-C
68/69	S	L.H.	10 3/4	1	C7SZ 2078-D	
		R.H.	12 1/4	1	C8AZ 2078-A	
70/71	S	L.H.	12 1/4	1	C8AZ 2078-B	
		R.H.	12 5/16	1	D0SZ 2078-A	
72	S	L.H.	12 5/16	1	D0SZ 2078-B	
		R.H. & L.H.	14 3/8	2	D2OZ 2078-A	
- U -						
66	U	R.H. & L.H.	11 20/32	2	C6TZ 2078-A	
		"Before Ser. B72,001"	Center-with connector	20 1/2	1	C6TZ 2078-B
		"From Ser. B72,001"	Center-with connector	16 3/4	1	C6TZ 2078-F
67/70	U	R.H. & L.H.	11 20/32	2	C6TZ 2078-A	
		Center-with connector	14 5/8	1	C7TZ 2078-B	
71/	U	R.H. & L.H.	12 7/8	2	D1TZ 2078-C	
		Center-with connector	14 5/8	1	C7TZ 2078-B	
- X -						
65	X		13 15/32	2	C5DZ 2078-A	
66	X		13 7/8	2	LD 2078-A	
67	X (drum brakes)		12 5/8	2	C7OZ 2078-A	
	X (disc brakes)		14 1/4	2	C7OZ 2078-B	
68/70	X (drum brakes)		12 5/8	2	C7OZ 2078-A	
		R.H.	12 1/4	1	C8OZ 2078-A	
	X (disc brakes)	L.H.	12 1/4	1	C8OZ 2078-B	

Identification marking

May, 1975

COPYRIGHT © 1975 -

FORD MOTOR COMPANY

- DEARBORN, MICHIGAN

FINAL ISSUE

YEAR	MODEL	DESCRIPTION	QTY.	PART NUMBER
2078 HOSE - FRONT BRAKE - continued				
68	A,B,F,S,X(disc brakes)	Bolt (to caliper)-3/8"-24 x 1"	2	382365-S100 (BB817CS)
65/ 68 68 68 68 66/67	S A(71),A(54,62 P/C) B(8 cyl. 427) B(63D,65D,66D,76D) F(8 cyl. 289-4/B) A	Bolt (to disc)-3/8"-24 x 1"-hollow	2 2 2 2 2	380086-S7-8 (BB539F)
68 68 68	S F(8 cyl. 289-4/B) B(8 cyl. 427) B(63D,65D,66D,76D)	Screw (to frame)-5/16"-18 x 3/4"	2 4 4 4	381877-S2 (UU52AF)
2082 BRACKET - FRONT BRAKE HOSE SUPPORT				
- A -				
65/66	A(drum brakes)	R.H.-not replaced L. H.	1 1	★C5AZ 2082-A C5AZ 2082-B
67/68	A (disc brakes)	R. H. L. H.	1 1	C7SZ 2082-A C7SZ 2082-B
67/70	A(drum brakes)	R. H. L. H.	1 1	C7AZ 2082-A C7AZ 2082-B
- B -				
65 67/71	B	R.H. & L.H. R. H. L. H.	2 1 1	C1SS 2082-C C7OZ 2082-A C7OZ 2082-B
72	B	R. H. L. H.	1 1	D2OZ 2082-A D2OZ 2082-B
- F -				
67/70 71/	F(drum brakes) F (drum brakes)	R. H. & L.H. R.H. L.H.	2 1 1	C1SS 2082-C D1ZZ 2082-A D1ZZ 2082-B
- L -				
71 72	L	R.H. L.H.	1 1	D1FZ 2082-A D1FZ 2082-B
72	L "Before 1/17/72"	R.H. L.H.	1 1	D1FZ 2082-A D1FZ 2082-B
	L (drum brakes) "From 1/17/72"	R.H. L.H.	1 1	D1FZ 2082-A D1FZ 2082-B
	L (disc brakes) "From 1/17/72"	R.H. & L.H.	2	D2FZ 2082-A
- P -				
71/	P(drum brakes)	R.H. L.H.	1 1	D0DZ 2082-C D0DZ 2082-D
- S -				
67/68 72	S	R.H. L.H.	1 1	C7SZ 2082-A C7SZ 2082-B
72	S	R. H. L. H.	1 1	D2OZ 2082-A D2OZ 2082-B
- U -				
66/70 71/	U	Inner bracket	2 2	C6TZ 2082-A D1TZ 2082-C
- X -				
67/70	X	R.H. L.H.	1 1	C7OZ 2082-A C7OZ 2082-B
65/67	A "Before 2/1/67"	Lockwasher-5/16"	2	34806-S7(X64)
67/ 67/ 65/69	A,S F,L,P B	"From 2/1/67" Screw (to frame)-5/16"-18 x 3/4"-washer head Screw (to side member) Screw (bracket to underbody)-5/16"-18 x 1/2"-tapping	2 2 2	40182-S(U269) 381877-S2(UU52AF) 40923-S8(U264)

YEAR	MODEL	DESCRIPTION	QTY.	PART NUMBER
2091 NUT - PARKING BRAKE EQUALIZER				
65/66	A, S	5/16"-24	1	8A 2091
67	A, S	5/16"-18	1	C7AZ 2091-A
68/71	A, S	5/16"-18	1	C8AZ 2091-A
72	A(76)		1	
2A091 BOOSTER INSTALLATION KIT - POWER BRAKE				
- A -				
65/66	A	Not replaced	1	★C5AZ 2A091-A
Consists of				
1-C5AA 2A040-D	Tube	1-C5AA 2420-B	Tube	1-375786-S Tee
1-C1SS 2A047-C	Hose	1-C5MA 2420-A	Tube	1-375787-S Tee
1-C5AA 2B195-B	Booster & Master Cyl.	1-353808-S8	Plug	2-376428-S8 Clamp
1-C5AA 2420-A	Tube	1-374134-S8	Clip	1-Installation sketch
67	A (drum brakes)	Not replaced	1	★C7AZ 2A091-A
Consists of				
1-C7AA 2A040-L	Tube	1-C6AA 2420-B	Tube	1-374134-S8 Clip
1-B9SS 2A047-C	Hose	1-C6AA 2420-E	Tube	2-376428-S8 Clamp
1-C7AA 2B195-AB	Booster & Master Cyl.	1-C6AZ 9A474-A	Fitting	1-380613-S Cap
1-C7AA 2B253-E	Tube	1-C6AZ 9A474-B	Fitting	1-380614-S Cap
1-C6AA 2420-A	Tube	2-351415-S	Washer	1-Installation sketch
68	A (drum brakes)	Not replaced	1	★C8AZ 2A091-A
Consists of				
1-C8AA 2A040-J	Tube	1-C8AA 2B253-F	Tube	1-353777-S Connector
1-C8AA 2A047-A	Hose	1-C8AA 2420-C	Tube	2-376428-S8 Clamp
1-C8AA 2B195-M	Booster & Master Cyl.	2-351415-S	Washer	1-381799-S2 Clip
1-Installation sketch				
69	A (drum brakes)	When used with M/T, procure appropriate 2455 brake pedal in place of kit pedal-not replaced	1	★C9AZ 2A091-A
Consists of				
1-C9AJ 2005-B	Booster	1-C9AZ 2169-F	Piston	1-351053-S Strap
1-C9AJ 2A040-A	Tube	1-C9AJ 2B253-A	Tube	2-379059-S8 Clamp
1-C9AA 2A047-A	Hose	1-C9AZ 2455-A	Pedal (A/T)	6-382802-S100 Locknut
1-Installation sketch				
70/	A (drum brakes)	When used with M/T, procure appropriate 2455 brake pedal in place of kit pedal-not replaced	1	★D0AZ 2A091-A
Consists of				
1-C9AJ 2005-B	Booster	1-C9AZ 2169-F	Piston	1-351053-S Strap
1-D0AJ 2A040-A	Tube	1-D0AJ 2B253-A	Tube	2-376428-S8 Clamp
1-C9AA 2A047-A	Hose	1-C9AZ 2455-A	Pedal (A/T)	6-382802-S100 Locknut
1-Installation sketch				
- B -				
66	B (6 cyl. 200 & 8 cyl. 289)		1	C6OZ 2A091-A
Consists of				
1-C6OA 2A040-E	Tube	1-C6AA 2420-B	Tube	2-351415-S Washer
1-C1SS 2A047-C	Hose	1-C6OA 2420-D	Tube	2-376428-S Clamp
1-C6OA 2B195-F	Booster & Master Cyl.	1-C6AZ 9A474-A	Fitting	1-380613-S Cap
1-C6OA 2264-F	Tube	1-C6AZ 9A474-B	Fitting	1-380614-S Cap
1-Installation sketch				
66	B (8 cyl. 390)	Not replaced	1	★C6OZ 2A091-B
Consists of				
1-C6OA 2A040-F	Tube	1-C6OA 2264-D	Tube	2-376428-S8 Clamp
1-C4GA 2A047-C	Hose	1-C6AA 2420-E	Tube	1-380613-S Cap
1-C6OZ 2075-B	Connector	1-C6AZ 9A474-D	Fitting	1-380614-S Cap
1-C6OA 2B195-J	Booster & Master Cyl.	1-40923-S2	Screw	1-Installation sketch
1-C6OA 2B221-A	Tube	2-351415-S	Washer	

YEAR	MODEL	DESCRIPTION				QTY.	PART NUMBER
2A091 BOOSTER INSTALLATION KIT - POWER BRAKE - continued							
- B -							
67	B	Not replaced				1	★C7OZ 2A091-A
Consists of							
1-C7OA	2A040-J	Tube	1-C6AA 2420-E	Tube	1-351053-S	Strap	
1-C1AA	2A047-D	Hose	1-C6OA 2420-D	Tube	2-351415-S	Washer	
1-C9AZ	2178-A	Valve	1-C7OA 2420-A	Tube	2-376428-S	Clamp	
1-C7OA	2B195-S	Booster & Master Cyl.	1-C7OA 7B086-A	Connector	1-380613-S	Cap	
1-C7OA	2B253-F	Tube	1-C6AZ 9A474-A	Fitting	1-380614-S	Cap	
1-C6AA	2420-B	Tube	1-C6AZ 9A474-B	Fitting	1-Installation sketch		
68	B (drum brakes)	Not replaced				1	★C8OZ 2A091-A
Consists of							
1-C8OA	2A040-K	Tube	1-C8OA 2B253-M	Tube	1-353777-S	Connector	
1-C8AA	2A047-A	Hose	1-C8AA 2420-G	Tube	2-376428-S8	Clamp	
1-C9AZ	2178-A	Valve	1-351053-S	Strap	1-381799-S2	Clip	
1-C8OA	2B195-L	Booster & Master Cyl.	2-351415-S	Washer	1-Installation sketch		
69	B (drum brakes)	Not replaced				1	★C8OZ 2A091-B
Consists of							
1-C0AA	2A021-A	Guard	1-C9AZ 2178-A	Valve	1-351053-S	Strap	
1-C9OZ	2B022-A	Gasket	1-C9OJ 2B195-C	Booster & Master Cyl.	2-351415-S	Washer	
1-C8OA	2A040-K	Tube	1-C8OA 2B253-M	Tube	1-353777-S	Connector	
1-C8AA	2A047-A	Hose	1-C8AA 2420-G	Tube	2-376428-S8	Clamp	
					1-381799-S2	Clip	
					1-Installation sketch		
70	B (drum brakes)	Not replaced				1	★D0OZ 2A091-A
Consists of							
1-C0AA	2A021-A	Guard	1-DOGY 2178-A	Valve	2-351415-S	Washer	
1-C9OZ	2B022-A	Gasket	1-DOGA 2B195-B	Booster & Master Cyl.	2-379059-S8	or	
1-DOGA	2A040-A	Tube	1-DOGA 2B253-A	Tube	382984-S32	Clamp	
1-B9SS	2A047-A	Hose	1-351053-S	Strap	1-381799-S2	Clip	
					1-Installation sketch		
71	B (drum brakes)	Not replaced				1	★D1OZ 2A091-A
Consists of							
1-C0AA	2A021-A	Guard	1-DOGY 2178-A	Valve	1-351053-S	Strap	
1-C9OZ	2B022-A	Gasket	1-D1GA 2B195-AA	Booster &	2-351415-S	Washer	
1-DOGA	2A040-A	Tube		Master cyl.	2-379059-S8	or	
1-C8AA	2A047-A	Hose	1-DOGA 2B253-A	Tube	382984-S32	Clamp	
					1-381799-S2	Clip	
					1-Installation sketch		
72	B (manual disc brakes)	Not replaced				1	★D2OZ 2A091-A
Consists of							
1-D2OA	2A040-BF	Tube	1-D2SZ 2455-A	Pedal	2-379059-S2	or	
1-C1AA	2A047-F	Hose	1-D1ZZ 13480-B	Switch	382984-S32	Clamp	
1-D2OA	2B195-BJ	Booster & Master Cyl.	2-356403-S2	Washer	1-380699-S100	Pin	
1-D2OA	2B253-BE	Tube	1-377689-S2	Nut	4-382802-S100	Nut	
1-D2AA	2A407-BA	Retainer			1-384007-S	Clip	
					1-Installation sketch		
- F -							
65/66	F (drum brakes)	Not replaced				1	★C6ZZ 2A091-A
Consists of							
1-C6ZA	2A040-C	Tube	1-C6ZA 2420-A	Tube	2-376428-S8	Clamp	
1-B9SS	2A047-A	Hose	1-C6AZ 9A474-A	Fitting	2-376977-S2	Screw & washer	
1-C6ZA	2B195-A	Booster & Master Cyl.	1-C6AZ 9A474-B	Fitting	1-380613-S	Cap	
1-C6OA	2420-D	Tube			1-380614-S	Cap	
					1-Installation sketch		

YEAR	MODEL	DESCRIPTION	QTY.	PART NUMBER
2A091 BOOSTER INSTALLATION KIT - POWER BRAKE - continued				
- F -				
67	F(drum brakes)- w/out collapsible strg. column	Not replaced	1	★C7ZZ 2A091-A
Consists of				
1-C7ZA	2A040-F Tube	1-C7ZZ 2455-B Pedal (M/T)	4-55748-S Locknut	
1-C1AA	2A047-D Hose	1-C7ZZ 2455-K Pedal (A/T)	1-351053-S Strap	
1-C7ZA	2A188-A Spacer	2-B7AZ 2471-A Bushing	1-353574-S7 Washer	
1-C7WA	2B195-E Booster & Master Cyl.	1-C70A 7B086-A Connector	2-376428-S8 Clamp	
1-C7ZA	2B253-E Tube	1-C6AZ 9A474-A Fitting	1-376977-S2 Screw & washer	
1-C6OA	2420-D Tube	1-C6AZ 9A474-B Fitting	1-380613-S Cap	
1-C7OA	2420-A Tube	1-34419-S2 Locknut	1-380614-S Cap	
1-C7ZA	2420-A Tube	4-44728-S Washer	1-Installation sketch	
1-C7ZA	2420-B Tube	1-45534-S2 Bolt		
68	F(drum brakes)	Not replaced	1	★C8ZZ 2A091-A
Consists of				
1-C8WY	2005-A Booster	1-C8AA 2420-G Tube	1-45534-S2 Bolt	
1-C8ZA	2A040-E Tube	1-C8ZZ 2455-A Pedal (A/T)	4-55748-S Locknut	
1-C8AA	2A047-A Hose	1-C8ZZ 2455-C Pedal (M/T)	1-351053-S Strap	
1-C8ZA	2169-A Piston	2-33799-S2 Nut	1-353574-S7 Washer	
1-C7ZA	2A188-A Spacer	1-34419-S2 Locknut	1-353777-S Connector	
1-C8ZA	2B253-E Tube	2-34807-S2 Lockwasher	2-376428-S8 Clamp	
		4-44728-S Washer	1-376977-S2 Screw & washer	
			1-Installation sketch	
69	F(drum brakes)	When used with manual trans., (1) C9ZZ 2455-D brake pedal must be used in place of kit pedal	1	C9ZZ 2A091-A
Consists of				
1-C9ZJ	2005-B Booster	1-C8ZA 2B253-E Tube	1-353777-S Connector	
1-C9ZZ	2B022-A Gasket	1-C8AA 2420-G Tube	2-376428-S8 Clamp	
1-C8ZA	2A040-E Tube	1-C9ZZ 2455-E Pedal (A/T)	1-376977-S2 Screw & washer	
1-C8AA	2A047-A Hose	1-56349-S4 Bolt	6-377706-S Locknut	
1-C9AZ	2169-F Piston	1-351053-S Strap	1-380699-S100 Pin	
1-C7ZA	2A188-A Spacer	1-353574-S7 Washer	1-382802-S100 Locknut	
			1-Installation sketch	
70	F (drum brakes)	When used with manual trans., (1) D0ZZ 2455-B brake pedal must be used in place of kit pedal -not replaced	1	★D0ZZ 2A091-A
Consists of				
1-C9ZJ	2005-B Booster	1-C7ZA 2A188-A Spacer	1-353574-S7 Washer	
1-C9ZZ	2B022-A Gasket	1-D0ZJ 2B253-A Tube	2-376428-S8 Clamp	
1-D0ZJ	2A040-A Tube	1-C9ZZ 2455-A Pedal (A/T)	1-376977-S2 Screw & washer	
1-B9SS	2A047-A Hose	1-D0ZA 3A762-A Clamp	6-377706-S Locknut	
1-C9AZ	2169-F Piston	1-56349-S4 Bolt	1-380699-S100 Pin	
			1-382802-S100 Locknut	
			1-Installation sketch	
71/72	F (drum brakes)	"Before 2/28/72" When used with manual trans., (1) D1ZZ 2455-A brake pedal must be used in place of kit pedal	1	D1ZZ 2A091-A
Consists of				
1-D1ZZ	2005-B Booster	1-D1ZA 2420-AA Tube	2-376428-S8 or	
1-D1ZJ	2A040-AA Tube	4-D1ZJ 2B450-AA Spacer	382984-S32 Clamp	
1-C1AA	2A047-A Hose	1-D1ZZ 2455-B Pedal	1-378672-S Clip	
1-C9AZ	2169-F Piston	1-55981-S2 Screw	1-380699-S100 Pin	
1-D1ZJ	2B253-AA Tube		6-382802-S100 Nut	
			1-Installation sketch	
72	F(drum brakes)	"From 2/28/72" Repl. by D3ZZ 2A091-A	1	★D2ZZ 2A091-A
Consists of				
1-D1ZZ	2005-B Booster	1-D1ZA 2420-AA Tube	2-376428-S8 or	
1-D1ZJ	2A040-AA Tube	4-D1ZZ 2B450-A Spacer	379059-S2 or	
1-C1AA	2A047-A Hose	1-D1ZZ 2455-B Pedal	382984-S32 Clamp	
1-C9AZ	2169-F Piston	1-D1ZZ 13480-B Switch	1-380699-S100 Pin	
1-D1ZJ	2B253-AA Tube	1-55981-S36M Screw	6-382802-S100 Nut	
1-D2ZJ	2B253-AA Tube	1-378672-S Clip	1-Installation sketch	

YEAR	MODEL	DESCRIPTION	QTY.	PART NUMBER
2A091 BOOSTER INSTALLATION KIT - POWER BRAKE - continued				
- X -				
65	X(with Automatic trans.)	Not replaced	1	★C5DZ 2A091-A
	Consists of			
	1-C5DA 2005-D Booster	1-C5AZ 13480-B Switch	2-376428-S8	Clamp
	1-C4GA 2A040-A Tube	1-34664-S Nut & washer	1-379641-S	Bolt
	1-B9SS 2A047-A Hose	5-44727-S8 Washer	1-379794-S	Tee
	1-C3OA 2420-B Tube	5-55693-S8 Nut	1-380149-S	Tee
	1-C3OA 2420-C Tube	1-353808-S8 Plug	1-Installation sketch	
66	X (6 cyl. 170, 200 & 8 cyl. 289)	For contents of kit refer to "B" Section 20, Page 31	1	C6OZ 2A091-A
67	X (drum brakes)	For contents of kit refer to "B" Section 20, Page 32-not replaced	1	★C7OZ 2A091-A
68	X (drum brakes)	For contents of kit refer to "B" Section 20, Page 32 -not replaced	1	★C8OZ 2A091-A
69/70	X (drum brakes)	For contents of kit refer to "B" Section 20, Page 32-Not replaced	1	★C8OZ 2A091-B
2B091 VALVE - FRONT DISC BRAKE PRESSURE CONTROL - Also refer to Groups 2B161 & 2B257				
67/69	A, S		1	C7AZ 2B091-A
67/69	B, F, X		1	C7OZ 2B091-B
65/66	F(exc. GT 350)		1	C5ZZ 2B091-B
66	A		1	
65/66	F (GT 350)	Not replaced	1	★C5ZX 2B091-A
65/66	S		1	C5SZ 2B091-A
67/69	A, S	Screw (to frame)-5/16"-18 x 3/4"-washer head	1	381877-S2(UU52AF)
2092 COVER - BRAKE ADJUSTING HOLE				
65/	A, F, L, P, U, X	Front & rear-rubber	4	8A 2092
65/71	B	Front & rear	4	
72	B	Rear	2	
65/	S	Rear	2	
2B093 PLATE and SEAL - POWER BRAKE BOOSTER END - Also refer to Groups 2B275 & 2329				
66	A (drum brakes)-Bendix Booster	Not replaced	1	★C6AZ 2B093-A
65	S		1	C5SZ 2B093-A
66	A(disc brakes)-Bendix Booster		1	
2A094 RETAINER REPAIR KIT - BRAKE SHOE HOLD DOWN				
65/	A, S	Consists of 4-B7A 2066-A Cup 2-C3SZ 2068-B Spring 2-B7A 2069-A Pin	AR	C5AZ 2A094-A
65/67	B (Taxi)-front & rear	Consists of	4	B5AZ 2A094-A
71	B(10" brakes)-front	4-B7A 2066-A Cup 2-H 2068 Spring	2	
71/	F (10" x 2" brakes)-rear	2-B7A 2069-A Pin	2	
71/	P(6 cyl. 250 & 8 cyl. w/10" brakes)-front		2	
65/68	B, X (10" x 1 3/4" brakes)-rear	Consists of	2	C2OZ 2A094-D
65/	F (10" x 1 3/4" brakes)-rear	4-B7A 2066-A Cup 1-TDAA 2068-A Spring	2	
67/70	F, X (9" brakes)-front & rear	1-H 2068 Spring 2-8A 2069-A Pin	4	
71/	P(6 cyl. 250 & 8 cyl. w/10" brakes)-rear		2	
65/67	B (except Taxi)-front	Consists of	2	C2OZ 2A094-E
65/70	B, F, X (10" x 2" brakes-except Taxi)-rear	4-B7A 2066-A Cup 1-TDAA 2068-A Spring	2	
65/	F, X (10" brakes)-front	1-H 2068 Spring 2-B7A 2069-A Pin	2	
71/	B (10" x 2" brakes)-rear		2	
65/	B (10" x 2 1/2" brakes)-rear	Consists of	2	C3OZ 2A094-A
		4-B7A 2066-A Cup 1-TDAA 2068-A Spring		
		1-H 2068 Spring 2-B7T 2069-A Pin		
65/66	F, X (9" brakes)-front & rear	Consists of	4	C5DZ 2A094-A
71/	L, P(6 cyl. w/9" brakes)-front & rear	2-B7A 2066-A Cup 1-C5DZ 2068-B Spring	2	
		1-C5DZ 2068-A Spring 2-8A 2069-A Pin		

INCLUDED IN THIS SECTION ARE THE CONTENTS FOR KITS 2001, 2007 and 2200.

2001 SHOE and LINING KIT - BRAKE - Refer to Group 2001 in Section 20 for Model Application			
C2OZ	2001-E - consists of		
	2-C2OA 2018-N	Shoe & lining-primary	
	2-C2OA 2019-N	Shoe & lining-secondary	
C3AZ	2001-A - consists of		
	2-C3AA 2018-K	Shoe & lining-primary	
	2-C3AA 2019-K	Shoe & lining-secondary	
★C3OZ	2001-C - r/b C7OZ	2001-B - consists of	
	2-C2OA 2018-S	Shoe & lining-primary	
	2-C2OA 2019-E	Shoe & lining-secondary	
★C3OZ	2001-D - r/b C6OZ	2001-A - consists of	
	2-C3OA 2018-K	Shoe & lining-primary	
	2-C3OA 2219-K	Shoe & lining-secondary	
C4DZ	2001-A - consists of		
	2-C4DA 2018-B	Shoe & lining-primary	
	2-C4DA 2019-B	Shoe & lining-secondary	
★C5AZ	2001-A - r/b D1AZ	2001-B - consists of	
	2-C5AA 2018-B	Shoe & lining-primary	
	2-C5AA 2019-B	Shoe & lining-secondary	
C5AZ	2001-C - consists of		
	2-C5AA 2018-F	Shoe & lining-primary	
	2-C5AA 2019-D	Shoe & lining-secondary	
C5ZZ	2001-B - consists of		
	4-C7OA 2018-C	Shoe & lining	
C6AZ	2001-B - consists of		
	4-C7AA 2018-H	Shoe & lining	
C6OZ	2001-A - consists of		
	2-C6OA 2218-B	Shoe & lining-primary	
	2-C6OA 2219-L	Shoe & lining-secondary	
C6TZ	2001-E - consists of		
	2-C6TA 2018-D, E	Shoe & lining-primary	
	2-C6TA 2019-R, S	Shoe & lining-secondary	
C6TZ	2001-F - consists of		
	2-C6TZ 2018-C	Shoe & lining-primary	
	2-C6TZ 2019-C	Shoe & lining-secondary	
★C7OZ	2001-B - r/b D1OZ	2001-C - consists of	
	2-C7OA 2018-E	Shoe & lining-primary	
	2-C7OA 2019-B	Shoe & lining-secondary	
C7OZ	2001-C - consists of		
	4-C7OA 2018-F	Shoe & lining	
C7VY	2001-A - consists of		
	4-C7VA 2018-B	Shoe & lining	
★C8AZ	2001-A - r/b C9AZ	2001-B - consists of	
	2-C9AA 2018-C	Shoe & lining-primary	
	2-C9AA 2019-C	Shoe & lining-secondary	
	4-C8AZ 2066-A	Clip	
	4-C8AZ 2069-A	Pin	
	4-C8AZ 2B164-A	Clip	
	4-C8AZ 2B295-A	Stabilizer	
	4-C8AZ 2B299-A	Insulator	
C8AZ	2001-B - consists of		
	2-C5AA 2018-F	Shoe & lining-primary	
	2-C8AA 2019-G	Shoe & lining-secondary	
C8AZ	2001-C - consists of		
	2-C8AA 2018-H	Shoe & lining-primary	
	2-C8AA 2019-E	Shoe & lining-secondary	
	4-C8AZ 2066-A	Clip	
	4-C8AZ 2069-A	Pin	
	4-C8AZ 2B164-A	Clip	
	4-C8AZ 2B295-A	Stabilizer	
	4-C8AZ 2B299-A	Insulator	
★C8OZ	2001-A - r/b C9OZ	2001-B - consists of	
	2-C8OA 2018-F	Shoe & lining-primary	
	2-C8OA 2019-F	Shoe & lining-secondary	
	4-C8AZ 2066-A	Clip	
	4-C8AZ 2069-A	Pin	
	4-8M 2149	Washer	
	4-C8AZ 2B164-A	Clip	
	2-C8OZ 2B295-A	Stabilizer	
	4-C8AZ 2B299-A	Insulator	
C8TZ	2001-B - consists of		
	2	Shoe & lining-primary	
	2	Shoe & lining-secondary	
★C9AZ	2001-A - r/b D0AZ	2001-A - consists of	
	2-C9AA 2018-A	Shoe & lining-primary	
	2-C9AA 2019-A	Shoe & lining-secondary	
	4-C8AZ 2066-A	Clip	
	4-C8AZ 2069-A	Pin	
	4-C8AZ 2B164-A	Clip	
	4-C8AZ 2B295-A	Stabilizer	
	4-C8AZ 2B299-A	Insulator	
★C9AZ	2001-B - r/b C9AZ	2001-C - consists of	
	2-C9AA 2018-B	Shoe & lining-primary	
	2-C9AA 2019-B	Shoe & lining-secondary	
	4-C8AZ 2066-A	Clip	
	4-C8AZ 2069-A	Pin	
	4-C8AZ 2B164-A	Clip	
	4-C8AZ 2B295-A	Stabilizer	
	4-C8AZ 2B299-A	Insulator	
C9AZ	2001-C - consists of		
	2-C9AA 2018-B or alternate		
	D0AA 2018-4	Shoe & lining-primary	
	2-C9AA 2019-B or alternate		
	D0AA 2019-B	Shoe & lining-secondary	
	4-C8AZ 2066-A	Clip	
	4-C8AZ 2069-A	Pin	
	4-C8AZ 2B164-A	Clip	
	4-C8AZ 2B295-A	Stabilizer	
	4-C8AZ 2B299-A	Insulator	

2001 SHOE and LINING KIT - BRAKE - continued - Refer to Group 2001 in Section 20 for Model Application	
★C9OZ 2001-B - r/b D0OZ 2001-C - consists of	D1AZ 2001-A - consists of
2-C9OA 2018-C Shoe & lining-primary	2-D2AA 2018-DA Shoe & lining-outer
2-C9OA 2019-B Shoe & lining-secondary	2-D2AA 2019-DA Shoe & lining-inner
4-C8AZ 2066-A Clip	4-C8AZ 2066-A Clip
4-C8AZ 2069-A Pin	4-C8AZ 2069-A Pin
4-C9AZ 2149-A Gasket	4-C8AZ 2B164-A Clip
4-C8AZ 2B164-A Clip	4-C8AZ 2B295-A Stabilizer
2-C8OZ 2B295-A Stabilizer	4-C8AZ 2B299-A Insulator
4-C8AZ 2B299-A Insulator	
★D0AZ 2001-A - r/b D1AZ 2001-A - consists of	D1AZ 2001-B - consists of
2-D0AA 2018-K Shoe & lining-outer	2-C5AA 2018-B Shoe & lining - primary
2-D0AA 2019-F Shoe & lining-inner	2-D1AA 2019-AA Shoe & lining - secondary
4-C8AZ 2066-A Clip	
4-C8AZ 2069-A Pin	D1AZ 2001-C - consists of
4-C8AZ 2B164-A Clip	2-C5AA 2018-F Shoe & lining - primary
4-C8AZ 2B295-A Stabilizer	2-D1AA 2019-DA Shoe & lining - secondary
4-C8AZ 2B299-A Insulator	
★D0AZ 2001-B - r/b D0AZ 2001-D - consists of	D1AZ 2001-D - consists of
2-C9AA 2018-K or alternate	2-D2AA 2018-CA Shoe & lining - primary
D0AA 2018-C Shoe & lining-primary	2-D2AA 2019-CA Shoe & lining - secondary
2-C9AA 2019-B or alternate	4-C8AZ 2066-A Clip
D0AA 2019-B Shoe & lining-secondary	4-C8AZ 2069-A Pin
4-C8AZ 2066-A Clip	4-C8AZ 2B164-A Clip
4-C8AZ 2069-A Pin	4-C8AZ 2B295-A Stabilizer
4-C8AZ 2B164-A Clip	4-C8AZ 2B299-A Insulator
4-C8AZ 2B295-A Stabilizer	
4-C8AZ 2B299-A Insulator	D1DZ 2001-B - consists of
D0AZ 2001-D - consists of	2-D1DA 2018-BC Shoe & lining-primary
2-D2AA 2018-AA or alternate	2-D1DA 2019-BC Shoe & lining-secondary
D2AA 2018-BA Shoe & lining-outer	
2-D2AA 2019-AA or alternate	D1FZ 2001-A - consists of
D2AA 2019-BA Shoe & lining-inner	2-D12A 2018-BC Shoe & lining-primary
4-C8AZ 2066-A Clip	2-D12A 2019-BC Shoe & lining-secondary
4-C8AZ 2069-A Pin	
4-C8AZ 2B164-A Clip	D1FZ 2001-B - consists of
4-C8AZ 2B295-A Stabilizer	4-D22A 2018-BB Shoe & lining
4-C8AZ 2B299-A Insulator	4-D1FZ 2B164-A Clip
★D0GY 2001-B - r/b D1GY 2001-A - consists of	4-384467-S Cotter pin
2-D0GA 2018-G Shoe & lining-primary	
2-D0GA 2019-D Shoe & lining-secondary	D1GY 2001-A-consists of
4-C8AZ 2066-A Clip	2-D1OA 2018-AA Shoe & lining-outer
4-C8AZ 2069-A Pin	2-D1OA 2019-AA Shoe & lining-inner
4-8M 2149 Gasket	4-C8AZ 2066-A Clip
4-C8AZ 2B164-A Clip	4-C8AZ 2069-A Pin
2-C8OZ 2B295-A Stabilizer	4-8M 2149 Gasket
4-C8AZ 2B299-A Insulator	4-C8AZ 2B164-A Clip
★D0OZ 2001-A - r/b D0OZ 2001-C - consists of	2-C8OZ 2B295-A Stabilizer
2-C9OA 2018-D Shoe & lining-primary	4-C8AZ 2B299-A Insulator
2-C9OA 2019-B Shoe & lining-secondary	
4-C8AZ 2066-A Clip	D1OZ 2001-B - consists of
4-C8AZ 2069-A Pin	2-D1OA 2018-EA Shoe & lining - primary
4-8M 2149-A Gasket	2-D1OA 2019-EA Shoe & lining - secondary
4-C8AZ 2B164-A Clip	
2-C8OZ 2B295-A Stabilizer	D1OZ 2001-C - consists of
4-C8AZ 2B299-A Insulator	2-D1OA 2018-DA Shoe & lining - primary
D0OZ 2001-C - consists of	2-D1OA 2019-DA Shoe & lining - secondary
2-D2ZA 2018-AA Shoe & lining-outer	★D1OZ 2001-D - r/b D1OZ 2001-B - consists of
2-D2ZA 2019-AA Shoe & lining-inner	2-D1OA 2018-EB Shoe & lining-primary
4-C8AZ 2066-A Clip	2-D1OA 2019-EB Shoe & lining-secondary
4-C8AZ 2069-A Pin	
4-8M 2149 Gasket	D1OZ 2001-E - consists of
4-C8AZ 2B164-A Clip	2-D1OA 2018-DB Shoe & lining-primary
2-C8OZ 2B295-A Stabilizer	2-D1OA 2019-DB Shoe & lining-secondary
4-C8AZ 2B299-A Insulator	

2001 SHOE and LINING KIT - BRAKE - continued - Refer to Group 2001 in Section 20 for Model Application

<p>D2OZ 2001-C - consists of</p> <p>2-D2OA 2018-DA Shoe & lining-outer</p> <p>2-D3OA 2019-BA Shoe & lining-inner</p> <p>2-D3AZ 2B164-A Clip (Blue)</p> <p>2-D2OZ 2B486-A Spring</p> <p>2-D2OZ 2B487-A Key</p>	<p>D2OZ 2001-D - consists of</p> <p>2-D2OA 2018-EA Shoe & lining-outer</p> <p>2-D3AA 2019-DA Shoe & lining-inner</p> <p>2-D3AZ 2B164-A Clip (Blue)</p> <p>2-D2OZ 2B486-A Spring</p> <p>2-D2OZ 2B487-A Key</p>
<p>2007 LINING KIT - BRAKE SHOE - Refer to Group 2007 in Section 20 for Model Application</p>	
<p>★C2AZ 2007-A - r/b D1AZ 2007-A - consists of</p> <p>2-C1AA 2021-Z Lining-primary</p> <p>2-C1AA 2022-J Lining-secondary</p> <p>45-351939-S Rivets</p>	<p>★C6TZ 2007-F - r/b C6TZ 2007-U - consists of</p> <p>2-C4UZ 2021-A Lining-primary</p> <p>2-C6TA 2022-C Lining-secondary</p> <p>45-351939-S Rivets</p>
<p>C2AZ 2007-B - consists of</p> <p>2-C1AA 2021-AF Lining-primary</p> <p>2-C1AA 2022-N Lining-secondary</p> <p>45-351939-S Rivets</p>	<p>C6TZ 2007-L - consists of</p> <p>2-C6TZ 2021-A Lining-primary</p> <p>2-C6TZ 2022-G Lining-secondary</p> <p>40-351939-S Rivets</p>
<p>★C2OZ 2007-D - r/b C6OZ 2007-A - consists of</p> <p>2-C2OZ 2284-E Lining-primary</p> <p>2-C2OZ 2285-E Lining-secondary</p> <p>45-351939-S Rivets</p>	<p>★C6TZ 2007-M - r/b C6TZ 2007-U - consists of</p> <p>2-C6TA 2021-J Lining-primary</p> <p>2-C6TA 2022-U Lining-secondary</p> <p>45-351939-S Rivets</p>
<p>C3DZ 2007-A - consists of</p> <p>2-C2DZ 2021-B Lining-primary</p> <p>2-C3DZ 2022-B Lining-secondary</p> <p>45-351939-S Rivets</p>	<p>C6TZ 2007-U - consists of</p> <p>2-C6TA 2021-E Lining-primary</p> <p>2-C6TA 2022-R Lining-secondary</p> <p>45-351939-S Rivets</p>
<p>C3DZ 2007-B - consists of</p> <p>2-C1DZ 2284-B Lining-primary</p> <p>2-C3DZ 2285-B Lining-secondary</p> <p>45-351939-S Rivets</p>	<p>★C7OZ 2007-A - r/b D1OZ 2007-B - consists of</p> <p>2-C7OZ 2021-A Lining-primary</p> <p>2-C7OZ 2022-A Lining-secondary</p> <p>45-351939-S Rivets</p>
<p>★C3OZ 2007-B - r/b C7ZZ 2007-A - consists of</p> <p>2-C3OZ 2284-A Lining-primary</p> <p>2-C2OZ 2285-A Lining-secondary</p> <p>45-351939-S Rivets</p>	<p>C7ZZ 2007-A - consists of</p> <p>2-C7ZZ 2284-A Lining-primary</p> <p>2-C7ZZ 2285-A Lining-secondary</p> <p>45-351939-S Rivets</p>
<p>★C3OZ 2007-C - r/b C6OZ 2007-B - consists of</p> <p>2-C3OZ 2021-D Lining-primary</p> <p>2-C3OZ 2285-A Lining-secondary</p> <p>45-351939-S Rivets</p>	<p>C8AZ 2007-A - consists of</p> <p>2-C1AA 2021-AF Lining-primary</p> <p>2-C8AA 2022-B Lining-secondary</p> <p>45-351939-S Rivets</p>
<p>C3SZ 2007-D - consists of</p> <p>2-C3SZ 2284-C Lining-primary</p> <p>2-C3SZ 2285-C Lining-secondary</p> <p>45-375991-S Rivets</p>	<p>C8TZ 2007-D - consists of</p> <p>2-C8TZ 2021-B Lining-primary</p> <p>2-C8TZ 2022-B Lining-secondary</p> <p>45-351939-S Rivets</p>
<p>C5AZ 2007-D - consists of</p> <p>2-C5AA 2284-F Lining-primary</p> <p>2-C5AA 2285-E Lining-secondary</p> <p>45-351939-S Rivets</p>	<p>C8TZ 2007-E - consists of</p> <p>2-C8TZ 2284-B Lining-primary</p> <p>2-C8TZ 2285-C Lining-secondary</p> <p>45-351939-S Rivets</p>
<p>C5AZ 2007-E - consists of</p> <p>2-C5AA 2284-F Lining-primary</p> <p>2-C6AA 2285-C Lining-secondary</p> <p>45-351939-S Rivets</p>	<p>C9AZ 2007-A - consists of</p> <p>2-C9AZ 2284-B Lining-primary</p> <p>2-C9AZ 2285-B Lining-secondary</p> <p>50-351939-S Rivets</p>
<p>C6OZ 2007-A - consists of</p> <p>2-C6OZ 2284-A Lining-primary</p> <p>2-C2OZ 2285-E Lining-secondary</p> <p>45-351939-S Rivets</p>	<p>D1AZ 2007-A - consists of</p> <p>2-C1AA 2021-Z Lining-primary</p> <p>2-D1AA 2022-CA Lining-secondary</p> <p>50-351939-S Rivets</p>
<p>★C6OZ 2007-B - r/b D1OZ 2007-A - consists of</p> <p>2-C6OZ 2021-B Lining-primary</p> <p>2-C2OZ 2022-E Lining-secondary</p> <p>45-351939-S Rivets</p>	<p>D1AZ 2007-B - consists of</p> <p>2-C1AA 2021-AF Lining-primary</p> <p>2-D1AA 2022-EA Lining-secondary</p> <p>50-351939-S Rivets</p>
<p>D1DZ 2007-A - consists of</p> <p>2-D1DA 2021-BA Lining-primary</p> <p>2-D1DA 2022-BB Lining-secondary</p> <p>50-351939-S Rivets</p>	<p>D1DZ 2007-A - consists of</p> <p>2-D1DA 2021-BA Lining-primary</p> <p>2-D1DA 2022-BB Lining-secondary</p> <p>50-351939-S Rivets</p>

2007 LINING KIT - BRAKE SHOE - continued - Refer to Group 2007 in Section 20 for Model Application

D1DZ	2007-B - consists of 2-D1DA 2284-BA 2-D1DA 2285-BA 40-351939-S	Lining-primary Lining-secondary Rivets	D1OZ	2007-A - consists of 2-D1OA 2021-FA 2-D1OA 2022-FA 45-351939-S	Lining-primary Lining-secondary Rivets
D1DZ	2007-C - consists of 2-D1DA 2284-BA 2-D1DA 2285-BB 50-351939-S	Lining-primary Lining-secondary Rivets	D1OZ	2007-B - consists of 2-D1OA 2021-DA 2-D1OA 2022-DA 45-351939-S	Lining-primary Lining-secondary Rivets
D1FZ	2007-A - consists of 2-D12A 2021-BA 2-D12A 2022-BA 40-351939-S	Lining-primary Lining-secondary Rivets	D1UZ	2007-A - consists of 2-D1UZ 2021-A 2-D1UZ 2022-A 50-351939-S	Lining-primary Lining-secondary Rivets
★D1FZ	2007-B - r/b D1FZ 2007-C 2-D12A 2284-CA 2-D12A 2285-CA 40-351939-S	Lining-primary Lining-secondary Rivets	D2FZ	2007-A - consists of 2-D42A 2284-CA 2-D22A 2285-BC 50-351939-S	Lining-primary Lining-secondary Rivets
D1FZ	2007-C - consists of 2-D12A 2284-CA 2-D12A 2285-CB 50-351939-S	Lining-primary Lining-secondary Rivets			

2200 SHOE and LINING - KIT - REAR BRAKE - Refer to Group 2001 in Section 20 for Model Application

C2OZ	2200-B - consists of 2-C2OA 2218-F 2-C2OA 2219-F	Shoe & lining-primary Shoe & lining-secondary	C6OZ	2200-A - consists of 2-C6OA 2218-D 2-C2OA 2219-H	Shoe & lining-primary Shoe & lining-secondary
C2OZ	2200-C - r/b C6OZ 2200-A - consists of 2-C2OA 2218-H 2-C2OA 2219-H	Shoe & lining-primary Shoe & lining-secondary	C7ZZ	2200-A - consists of 2-D4DA 2218-BA 2-C7ZA 2219-B	Shoe & lining-primary Shoe & lining-secondary
C3AZ	2200-A - consists of 2-C3AA 2218-B 2-C3AA 2219-F	Shoe & lining-primary Shoe & lining-secondary	C8TZ	2200-C - consists of 2 2	Shoe & lining-primary Shoe & lining-secondary
★C3OZ	2200-A - r/b C7ZZ 2200-A - consists of 2-C2OA 2218-L 2-C2OA 2219-D	Shoe & lining-primary Shoe & lining-secondary	C9AZ	2200-A - consists of 2-C9AA 2218-B 2-C9AA 2219-B	Shoe & lining-primary Shoe & lining-secondary
C3SZ	2200-B - consists of 2-C3SA 2218-J 2-C3SA 2219-J	Shoe & lining-primary Shoe & lining-secondary	D1DZ	2200-A - consists of 2-D1DA 2218-BB 2-D1DA 2219-BB	Shoe & lining-primary Shoe & lining-secondary
C4DZ	2200-A - consists of 2-C4DA 2218-B 2-C4DA 2219-B	Shoe & lining-primary Shoe & lining-secondary	D1DZ	2200-B - consists of 2-D1DA 2218-BB 2-D1DA 2219-BC	Shoe & lining-primary Shoe & lining-secondary
C5AZ	2200-D - consists of 2-C5AA 2218-E 2-C5AA 2219-D	Shoe & lining-primary Shoe & lining-secondary	D1FZ	2200-A - consists of 2-D12A 2218-BA 2-D12A 2219-BA	Shoe & lining-primary Shoe & lining-secondary
C5AZ	2200-E - consists of 2-C5AA 2218-E 2-C6AA 2219-B	Shoe & lining-primary Shoe & lining-secondary	★D1FZ	2200-B - r/b D1FZ 2200-B 2-D12A 2218-BA 2-D12A 2219-BB	Shoe & lining-primary Shoe & lining-secondary
			D2FZ	2200-A - consists of 2-D22A 2218-BA 2-D22A 2219-BC	Shoe & lining-primary Shoe & lining-secondary

YEAR	MODEL	DESCRIPTION	QTY.	PART NUMBER	
2106 RETAINER - PARKING BRAKE LEVER PIN					
65/	A, B, F, L, P, S, U, X		2	91A 2106	
65/	A, B, F, S, U, X	Washer-spring (parking brake lever pin)-anti-rattle-3/8"	2	351467-S(XXJ52)	
2107 PIN - PARKING BRAKE LEVER					
65/69	F (9" brakes)		1	C1SZ 2107-A	
65/70	X (9" brakes)		1		
70/	A, B, F, S		2		
70/	L, P (9" brakes)		2		
@ 2B112 TUBE ASSY. - BRAKE PRESSURE CONTROL VALVE INLET					
66/	A(disc brakes)	Nut (to valve)-3/16" tube - 1/2" -20	1	375096-S36 (MM105F)	
		Fitting-3/16" tube-3/8" -24	AR	87942-S8(I20)	
		Nut-3/16" tube-7/16" -24	AR	358609-S8(MM103)	
65	S	Connector (to booster)	1	358165-S(I165)	
@ 2B113 TUBE ASSY. - BRAKE PRESSURE CONTROL VALVE OUTLET					
65/	S	Clip (to dash panel)	1	356626-S32(GG22)	
		Fitting-3/16" tube-3/8" -24	AR	87942-S8(I20)	
		Nut-3/16" tube-7/16" -24	AR	358609-S8(MM103)	
2B115 SEAL - FRONT DISC BRAKE PISTON - Also supplied in 2221 kit					
65/67	A, S	Rubber-1.335" I.D. -Yellow dot	8	C5SZ 2B115-B	
68/69	A, S	Rubber-2 3/4" I.D. -3" O.D. -1/8" thick - r/b C8AZ 2221-A	2	★C8AZ 2B115-A	
67	B, F, X	Rubber-1.618" I.D. -r/b C7ZZ 2221-A	8	★C7ZZ 2B115-A	
68/69	B, F, X	Rubber-2 3/8" I.D. -2 5/8" O.D. -5/32" thick- r/b C8OZ 2221-A	2	★C8OZ 2B115-A	
65/66	F	Rubber-1.618" I.D.- r/b C5ZZ 2221-A	8	★C5ZZ 2B115-A	
2B116 SHIELD - FRONT DISC BRAKE					
68/71	B, X		2	C8OZ 2B116-A	
68/69	F(exc. Boss 302)		2		
69	F(Boss 302)		2	D0ZZ 2B116-A	
70/	F		2	C8OZ 2B116-A	
2B120-1 CALIPER ASSY. - FRONT DISC BRAKE					
YEAR	MODEL	DESCRIPTION	QTY.	CALIPER ASSY.	▲ REPAIR KIT
- A -					
65/66	A	"Before 10/1/66"	1	C5SZ 2B120-G	C5VY 2221-A
		R.H.	1	C5SZ 2B121-G	C5VY 2221-A
		L.H.	1	C7SZ 2B120-A	C5SZ 2221-A
66/67	A	"From 10/1/66"	1	C7SZ 2B121-A	C5SZ 2221-A
		R.H.	1	C8AZ 2B120-A	C8AZ 2221-A
		L.H.	1	C8AZ 2B121-A	NOTE 1
- B -					
67	B	R.H.	1	C7OZ 2B120-C	C7ZZ 2221-A
		L.H.	1	C7OZ 2B121-C	C7ZZ 2221-A
68/71	B	R.H.	1	C8OZ 2B120-A	C8OZ 2221-A
		L.H.	1	C8OZ 2B121-A	NOTE 1
72	B	R.H.	1	D2OZ 2B120-A	D2OZ 2221-A
		L.H.	1	D2OZ 2B121-A	NOTE 1
- F -					
65/66	F	R.H.	1	C5ZZ 2B120-C	C5ZZ 2221-A
		L.H.	1	C5ZZ 2B121-C	C5ZZ 2221-A

@ Replacement tubes except as indicated by part number are to be made from bulk tubing stock listed by size and part number under basic Group 2269. Insulators are to be improvised from rubber hose, friction tape, etc., as required.

▲ Refer to Group 2221 for contents of kit

NOTE 1 - 1 Kit required per vehicle (to be used for R.H. and L.H. calipers)

SECTION 21

FORD CAR PARTS

YEAR	MODEL	DESCRIPTION	QTY.	CALIPER ASSY.	▲ REPAIR KIT	
2B120-1 CALIPER ASSY. - FRONT DISC BRAKE - continued						
67	F	R.H. L.H.	1 1	C7OZ 2B120-C C7OZ 2B121-C	C7ZZ 2221-A C7ZZ 2221-A	
68/	F	R.H. L.H.	1 1	C8OZ 2B120-A C8OZ 2B121-A	C8OZ 2221-A NOTE 1	
- L -						
71/	L	R.H. L.H.	1 1	D1FZ 2B120-C D1FZ 2B121-C	D1FZ 2221-B NOTE 1	
- S -						
65/66	S	"Before 10/1/66"	R.H. L.H.	1 1	C5SZ 2B120-G C5SZ 2B121-G	C5VY 2221-A C5VY 2221-A
66/67	S	"From 10/1/66"	R.H. L.H.	1 1	C7SZ 2B120-A C7SZ 2B121-A	C5SZ 2221-A C5SZ 2221-A
68/71	S	R.H. L.H.	1 1	C8AZ 2B120-A C8AZ 2B121-A	C8AZ 2221-A NOTE 1	
72	S	R.H. L.H.	1 1	D2OZ 2B120-A D2OZ 2B121-A	D2OZ 2221-A NOTE 1	
- X -						
67	X	R.H. L.H.	1 1	C7OZ 2B120-C C7OZ 2B121-C	C7ZZ 2221-A C7ZZ 2221-A	
68/70	X	R.H. L.H.	1 1	C8OZ 2B120-A C8OZ 2B121-A	C8OZ 2221-A NOTE 1	

YEAR	MODEL	DESCRIPTION	QTY.	PART NUMBER	
66	A	Bolt (to spindle)-9/16" -12 x 1 3/8" -hex. head	4	★ 43139	
67	A	Bolt (to spindle)-9/16" -12 x 1 3/8" -hex. head	4	352344-S2 (BB341M)	
67	A, S	Bolt (caliper)-5/8" -11 x 1 5/8"	4	381551-S2 (BB201A)	
68/	A	Bolt (to spindle)-upper-9/16" -12 x 2 5/8" - hex. head	2	382713-S101 (BB429T)	
68/	A	Lockwasher (to spindle)-upper-9/16"	2	372520-S2 (XX305A)	
68/71	A	Bolt (to spindle)-lower-1/2" -13 x 1 1/2" hex. head drilled	2	382564-S101 (BB429UA)	
68/	A	Lockwasher (to spindle)-lower 1/2"	2	34809-S8 (X68)	
72	A	Bolt (to spindle)-lower-1/2" -13 x 1 5/16" - hex. head drilled	2	384862-S100 (BB429WQ)	
65/66	F	Bolt (caliper)-1/2" -13 x 1 9/16" -12 point head	4	378773-S2 (BB815B)	
67	B, F	Bolt (caliper)-1/2" -13 x 1 9/16"	2	379027-S2 (BB194M)	
67	B, X	" Before 2/9/67"	Bolt (to bracket)-7/16" -14 x 1 5/8" -lock shoulder	4	378225-S2 (BB445R)
65/67	F	" Before 2/9/67"	Bolt (to bracket)-7/16" -14 x 1 3/4" -head drilled locking	4	382101-S2 (BB429R)
67	B, F, X	" From 2/9/67"	Bolt (to spindle)-upper-9/16" -12 x 2 5/8" - hex. head	2	382713-S101 (BB429T)
68/71	B, F, X	Lockwasher (to spindle)-upper-9/16"		372520-S2 (XX305A)	
68/71	B, F, X	Bolt (to spindle)-lower-7/16" -14 x 1 1/2" hex. head drilled	2	384114-S100 (BB429WF)	
68/71	B, F, X	Lockwasher (to spindle)-lower 7/16"	2	34808-S8 (X67)	
72	B, S	Bolt (to spindle)-upper-1/2" -13 x 2 1/4" - hex. head	2	383601-S100 (BB429WP)	
72	B, S	Bolt (to spindle)-lower-1/2" -13 x 1 1/4" - hex. head	2	383600-S100 (BB429WM)	

▲ Refer to Group 2221 for contents of kit

NOTE 1 - 1 Kit required per vehicle (to be used for R.H. and L.H. calipers)

YEAR	MODEL	DESCRIPTION	QTY.	PART NUMBER
2B120-1 CALIPER ASSY. - FRONT DISC BRAKE - continued				
72	F	Bolt (to spindle)-upper-9/16" -12 x 2 5/8" - hex. head drilled	2	382713-S101 (BB429T)
72	F	Lockwasher (to spindle)-upper-9/16"	2	372520-S2 (XX305A)
72	F	Bolt (to spindle)-lower-7/16" -14 x 1 1/2" - hex. head drilled	2	384114-S100 (BB429WF)
72	F	Lockwasher (to spindle)-lower 7/16"	2	34808-S8 (X67)
71/	L	Bolt (to spindle)-upper-1/2" -13 x 2"-hex. head	2	383412-S (BB429WC)
71/	L	Lockwasher (to spindle)-upper-1/2"	2	34809-S8 (X68)
71/	L	Bolt (to spindle)-lower-7/16" -14 x 1 1/4" - hex. head	2	383411-S (BB429WX)
71/	L	Lockwasher (to spindle)-lower -7/16"	2	34808-S8 (X67)
65/66	S	Bolt (to caliper)-5/8" -11 x 1 5/8" -12 point head	4	379726-S2(BB815C)
65/66	S	Bolt (to spindle)-upper-9/16" -12 x 1 3/8" - hex. head	2	380437-S2 (BB199H)
		Bolt (to spindle)-lower-9/16" -12 x 2" -hex. hd.	2	380436-S2(BB199N)
		Lockwasher (to spindle)-9/16"	4	34810-S7-8 (X69)
67	S	Bolt (to spindle)-9/16" -12 x 1 3/8" -hex. head	4	352344-S2(BB341M)
68/71	S	Bolt (to spindle)-upper-9/16" -12 x 2 5/8" - hex. head drilled	2	382713-S101 (BB429T)
68/71	S	Lockwasher (to spindle)-upper-9/16"	2	372520-S2 (XX305A)
68/71	S	Bolt (to spindle)-lower-1/2" -13 x 1 1/2" -hex. head drilled	2	382564-S101 (BB429UA)
68/71	S	Lockwasher (to spindle)-lower 1/2"	2	34809-S8 (X68)
2B126 TUBE ASSY. - FRONT DISC BRAKE CALIPER - L.H - Refer to Group 2K006				
2B127 SHIELD - FRONT DISC BRAKE CALIPER				
65/66	A,S		2	C5SZ 2B127-A
65/66	F		2	C5ZZ 2B127-A
65/66	A,S	Screw & washer (to caliper)-1/4"-20 x 3/8"	4	378659-S2* (BB574C)
2128 CYLINDER REPAIR KIT - REAR BRAKE - Refer to Group 2261-2 for Model Application				
C0DZ 2128-A (13/16" dia. cyl.) - consists of 2-C0DD 2201-A Cup 2-C0DD 2206-A Boot		D1FZ 2128-A (23/32" dia. cyl.) - consists of 2-D12A 2201-AA Cup 2-D12A 2206-AA Boot		
C1UZ 2128-A (13/16" dia. cyl.) - consists of 2-C0DD 2201-A Cup 2-96H 2206 Boot		D2DZ 2128-A (27/32" dia. cyl.) - consists of 2-D2DA 2201-AA Cup 2-96H 2206 Boot 1-D2ZZ 2204-B Expander		
C3OZ 2128-A (15/16" dia. cyl.) - consists of 2-C3OZ 2201-B Cup 2-96H 2206 Boot		D2DZ 2128-B (27/32" dia. cyl.) - consists of 2-D2DA 2201-AA Cup 2-C0DD 2206-A Boot 1-D2ZZ 2204-B Expander		
C3OZ 2128-B (29/32" dia. cyl.) - consists of 2-D2ZA 2201-AA Cup 2-96H 2206 Boot		D2FZ 2128-A (23/32" dia. cyl.) - consists of 2-D22A 2201-AA Cup 2-D12A 2206-AA Boot 1-D22A 2204-AA Spring 2-D22A 2B508-AA Expander 1-D32A 2204-AA Spring 2-D32A 2B508-AA Expander		
C3OZ 2128-C (27/32" dia. cyl.) - consists of 2-C3OZ 2201-F Cup 2-96H 2206 Boot		D2FZ 2128-C (7/8" dia. cyl.)-consists of 2-D2ZA 2201-BA Cup 2-D22A 2206-AA Boot 1-D2ZZ 2204-B Expander		
C5AZ 2128-A (31/32" dia. cyl.) - consists of 2-C5AZ 2201-B Cup 2-96H 2206 Boot		D2OZ 2128-A (15/16" dia. cyl.)-consists of 2-D2OA 2201-AA Cup 2-D2AA 2206-AA Boot 1-D2ZZ 2204-A Expander		
C5DZ 2128-A (29/32" dia. cyl.) - consists of 2-C3OZ 2201-E Cup 2-C0DD 2206-A Boot		D2OZ 2128-B (15/16" dia. cyl.) - consists of 2-C3OZ 2201-B Cup 2-96H 2206 Boot 1-D1AZ 2204-A Expander		
C5DZ 2128-B (27/32" dia. cyl.) - consists of 2-C3OZ 2201-F Cup 2-C0DD 2206-A Boot				
C6OZ 2128-A (7/8" dia. cyl.) - consists of 2-C0DD 2202-B Cup 2-96H 2206 Boot				
C9AZ 2128-B (1" dia. cyl.) - consists of 2-C9AA 2201-B Cup 2-96H 2206 Boot				

2128 CYLINDER REPAIR KIT - REAR BRAKE - continued - Refer to Group 2261-2 for Model Application

D2SZ 2128-A (1" dia. cyl.) - consists of 2-D2SA 2201-AA Cup 2-96H 2206 Boot 1-D2SZ 2204-A Expander	D3OZ 2128-A (15/16" dia. cyl.) - consists of 2-D2OA 2201-AA Cup 1-96H 2206 Boot 1-D2ZZ 2204-A Expander
D2ZZ 2128-A (7/8" dia. cyl.) - consists of 2-D2ZA 2201-BA Cup 2-96H 2206 Boot 1-D2SA 2204-AA Spring 2-D2ZA 2B508-BA Expander	D3UZ 2128-A (13/16" dia. cyl.) - consists of 2-D3UZ 2201-D Cup 2-96H 2206 Boot 1-D3UZ 2204-E Expander
D2ZZ 2128-B (29/32" dia. cyl.) - consists of 2-D2ZA 2201-AA Cup 2-96H 2206 Boot 1-D2SA 2204-AA Spring 2-D2ZA 2B508-AA Expander	D3UZ 2128-B (13/16" dia. cyl.) - consists of 2-D3UZ 2201-C Cup 2-96H 2206 Boot 1-D3UZ 2204-C Expander

YEAR	MODEL	DESCRIPTION	QTY.	PART NUMBER
2B129 SPACER - BRAKE MASTER CYLINDER PUSH ROD				
65/	A, B, F, L, P, U, X	9/16" I.D. -13/16" O.D. -1/8" thick	2	C5DZ 2B129-A
2B132 STOP - POWER BRAKE BOOSTER CONTROL VALVE PISTON				
65/67	F, X		1	C4DZ 2B132-A
2133 NUT - BRAKE MASTER CYLINDER BRAKE TUBE				
65/67	S	Front brake tube to hose-3/8"-24	2	AD 2133-A
2B134-5 BRACKET - FRONT DISC BRAKE CALIPER				
67	B, F	R. H.	1	C7OZ 2B134-A
		L. H.	1	C7OZ 2B135-A
65/66	F	R. H.	1	C5ZZ 2B134-A
		L. H.	1	★C5ZZ 2B135-A
66/67	B	Bolt (to spindle)-upper-3/8" -24 x 1 1/4" - hex.head	6	379787-S2
65/67	F		6	(BB390L)
67	X		6	
66	B	Bolt (to spindle)-lower-3/8" -24" x 2 5/16" - hex.head	2	379788-S2
65/66	F		2	(BB390M)
67	B, F, X	Bolt (to spindle)-lower-3/8" -24" x 2 7/16" - hex.head	2	381776-S2
				(BB390MA)

YEAR	MODEL	DESCRIPTION	DIAMETER	QTY.	CYLINDER ASSY.	REPAIR KIT
2140 CYLINDER ASSY. - BRAKE MASTER						
- A -						
65	A (manual drum brakes)	Less push rod	1	1	C5AZ 2140-A	C4AZ 2004-A
	A (power drum brakes)	Less push rod	7/8	1	C5ZZ 2140-B	C1SZ 2004-A
66	A (power drum brakes) "Before 1/3/66"	Less push rod	7/8	1	C5ZZ 2140-B	C1SZ 2004-A
	A (power drum brakes) "From 1/3/66"	Less push rod	7/8	1	C6AZ 2140-B	C1SZ 2004-A
	A (manual drum brakes)	Includes push rod	1	1	C6AZ 2140-D	C6AZ 2004-A
	A (disc brakes)	Less push rod	1	1	C6AZ 2140-A	C5VY 2004-A
67	A (manual drum brakes) "Before 11/1/66"	Includes push rod	1	1	★◇C7AZ 2140-C ◇C9AZ 2140-D	◇C7AZ 2004-G ◇C9AZ 2004-A
	A (manual drum brakes) "From 11/1/66"	Includes push rod	1	1	★◇C7AZ 2140-H ◇C9AZ 2140-D	◇C7AZ 2004-G ◇C9AZ 2004-A
	A (manual disc brakes)	Includes push rod	1	1	C7AZ 2140-J	C7AZ 2004-F
	A (power disc brakes)	Less push rod	1	1	C7AZ 2140-K	C7AZ 2004-C
	A (power drum brakes)	Less push rod	15/16	1	C7AZ 2140-L	C7AZ 2004-B
68	A (manual drum brakes)	Includes push rod	1	1	★◇C7AZ 2140-M ◇C9AZ 2140-D	◇C7AZ 2004-G ◇C9AZ 2004-A
	A (manual disc brakes)	Includes push rod	1	1	C8AZ 2140-B	C8AZ 2004-A
	A (power drum brakes)	Less push rod	15/16	1	C7AZ 2140-L	C7AZ 2004-B
	A (71)-power disc brakes 3/8"-24 primary outlet-1/2"-20 secondary outlet		1	1	C7VY 2140-A	★C7VY 2004-A r/b D0AZ 2004-C
	A (except 71)-(power disc brakes)-7/16"-24"- 24 primary outlet-9/16"-18 secondary outlet		1	1	C9AZ 2140-A	D0AZ 2004-C

◇ Original ◇ Service Replacement

● For Kit Components, Refer to Section 20 - Group 2004

FORD CAR PARTS

SECTION 21

YEAR	MODEL	DESCRIPTION	DIAMETER	QTY.	CYLINDER ASSY.	● REPAIR KIT
2140 CYLINDER ASSY. - BRAKE MASTER - continued						
- A -						
69/71	A(manual drum brakes)	Includes push rod	1	1	C9AZ 2140-D	C9AZ 2004-A
	A(power drum brakes)-dealer installed	Includes push rod	1	1	NOTE 1	NOTE 2
	A(power drum brakes -Fleet)-factory installed	Less push rod	1	1	C9AZ 2140-E	C9AZ 2004-D
	A(manual disc brakes)	Includes push rod	1	1	C9AZ 2140-C	C9AZ 2004-C
	A(except 71 & P/C)-power disc brakes	Less push rod	1	1	C9AZ 2140-A	★C9AZ 2004-B r/b D0AZ 2004-C
	A(71 & P/C)-power disc brakes	Less push rod	1	1	C9AZ 2140-B	★C9AZ 2004-B r/b D0AZ 2004-C
72	A(manual drum brakes)	Includes push rod	1	1	D2AZ 2140-B	D2AZ 2004-A
	A(power drum brakes)-dealer installed	Includes push rod	1	1	Note 1	Note 2
	A(power drum or disc brakes)-factory installed	Less push rod	15/16	1	D2AZ 2140-A	D2AZ 2004-C
- B -						
65	B(with P/B)	Less push rod	1	1	C5OZ 2140-A	C4OZ 2004-A
	B(without P/B)	Less push rod	1	1	C5AZ 2140-A	C4AZ 2004-A
66	B(with P/B) "Before 1/3/66"	Less push rod	1	1	C5OZ 2140-A	C4OZ 2004-A
	B(with P/B)-8 cyl. 390 "From 1/3/66"	Less push rod	1	1	C6OZ 2140-A	C4OZ 2004-A
	B(w/P/B)-exc. 8 cyl. 390 "From 1/3/66"	Less push rod	1	1	C6OZ 2140-B	C4OZ 2004-A
	B(without P/B)	Includes push rod	1	1	C6OZ 2140-D	C4AZ 2004-A
67	B(manual drum brakes)	Includes push rod	1	1	★♦C7OZ 2140-H ◇C9OZ 2140-A	♦C7OZ 2004-D ◇C9OZ 2004-A
	B(power disc brakes)-except 8 cyl. 427	Less push rod	15/16	1	C8OZ 2140-A	C9OZ 2004-B
	B(disc brakes)-8 cyl. 427	Includes push rod	1	1	C7OZ 2140-J	C7AZ 2004-F
	B(power drum brakes)	Less push rod	15/16	1	C9OZ 2140-B	C7AZ 2004-B
68	B(manual drum brakes)	Includes push rod	1	1	C9OZ 2140-A	C9OZ 2004-A
	B(disc brakes)-8 cyl. 427	Includes push rod	1	1	C7OZ 2140-J	C7AZ 2004-F
	B(power drum brakes)	Less push rod	15/16	1	C9OZ 2140-B	C7AZ 2004-B
	B(power disc brakes)	Less push rod	15/16	1	C8OZ 2140-A	C9OZ 2004-B
69	B(manual drum brakes)	Includes push rod	1	1	C9OZ 2140-A	C9OZ 2004-A
	B(power drum brakes)	Less push rod	15/16	1	C9OZ 2140-B	C7AZ 2004-B
	B(power disc brakes)	Less push rod	15/16	1	C8OZ 2140-A	C9OZ 2004-B
70/71	B(manual drum brakes)	Includes push rod	1	1	C9OZ 2140-A	C9OZ 2004-A
	B(power drum brakes)	Less push rod	15/16	1	D0GY 2140-A	C9OZ 2004-B
	B(power disc brakes)	Less push rod	15/16	1	C8OZ 2140-A	C9OZ 2004-B
72	B(manual disc brakes)	Includes push rod	1	1	D2OZ 2140-A	★D2OZ 2004-A r/b D4OZ 2004-A
	B(power disc brakes)	Less push rod	1	1	D2OZ 2140-B	D2OZ 2004-B
- F -						
65	F(without P/B) "Before 8/17/64"	Less push rod	1	1	C4AZ 2140-B	C4AZ 2004-A
65	F(without P/B) "From 8/17/64"	Less push rod	1	1	C5AZ 2140-A	C4AZ 2004-A
65	F(with P/B) "Before 8/17/64"	Less push rod	7/8	1	C1SZ 2140-A	C1SZ 2004-A
65/66	F(exc. GT350)-(power drum brakes)- "From 8/17/64 to 1/3/66"	Less push rod	7/8	1	C5ZZ 2140-B	C1SZ 2004-A
65/66	F(exc. GT350)(w/disc brakes)-"Before 1/3/66"	Less push rod	15/16	1	C5ZZ 2140-C	C5SZ 2004-A
66	F(exc. GT350)(power drum brakes)- "From 1/3/66"	Less push rod	7/8	1	C6AZ 2140-B	C1SZ 2004-A
66	F(exc. GT350)-(w/disc brakes)-"From 1/3/66"	Includes push rod	15/16	1	C6ZZ 2140-C	C6ZZ 2004-A
66	F(GT350)-Almico Piggy Back			1	★S2MS 2140-A	
66	F(exc. GT350)-(manual drum brakes)	Includes push rod	1	1	C6ZZ 2140-B	C4AZ 2004-A
67	F(manual drum brakes)	Includes push rod	1	1	★♦C7AZ 2140-H ◇C9AZ 2140-D	♦C7AZ 2004-G ◇C9AZ 2004-A
	F(power drum brakes)	Less push rod	1	1	C7ZZ 2140-G	C7ZZ 2004-A
67	F(power disc brakes)	Less push rod	1	1	C8ZZ 2140-A	D0AZ 2004-B
68	F(manual drum brakes)	Includes push rod	1	1	★♦C7AZ 2140-M ◇C9AZ 2140-D	♦C7AZ 2004-G ◇C9AZ 2004-A
	F(power disc brakes)	Less push rod	1	1	C8ZZ 2140-A	★C8ZZ 2004-A r/b D0AZ 2004-B
69/70	F(manual drum brakes)	Includes push rod	1	1	C9AZ 2140-D	C9AZ 2004-A
	F(except Boss 429)-power disc brakes	Less push rod	1	1	C8ZZ 2140-A	C9ZZ 2004-A
	F(Boss 429)-power disc brakes	Less push rod	9/16	1	C9ZZ 2140-B	None

NOTE 1 - Use C9AZ 2140-D cylinder for dealer installed power drum brakes when reworked to installation sketch supplied in 2A091 kit.

NOTE 2 - When repairing master cylinder on vehicles with dealer installed power drum brakes use C9AZ 2169-F in place of piston supplied in C9AZ 2004-A repair kit.

● For Kit Components, refer to Section 20 - Group 2004

◆ Original

◇ Service replacement

YEAR	MODEL	DESCRIPTION	DIAMETER (INCHES)	QTY.	CYLINDER ASSY.	● REPAIR KIT
2140 CYLINDER ASSY. - BRAKE MASTER - continued						
- F -						
71	F (manual drum brakes)	Includes push rod	1	1	D1ZZ 2140-A	D1ZZ 2004-A
	F (power drum brakes)-dealer installed	Includes push rod	1	1	NOTE 1	NOTE 2
	F (power disc brakes)	Less push rod	1	1	C8ZZ 2140-A	C9ZZ 2004-A
72	F (manual drum brakes) "Before 2/28/72"	Includes push rod	1	1	D2ZZ 2140-B	D2ZZ 2004-A
	F (manual drum brakes) "From 2/28/72"	Includes push rod	1	1	D2ZZ 2140-C	D2ZZ 2004-A
	F (power drum brakes)-dealer installed- "Before 2/28/72"	Includes push rod	1	1	NOTE 1	NOTE 2
	F (power drum brakes)-dealer installed- "From 2/28/72"	Includes push rod	1	1	NOTE 3	NOTE 4
	F (power disc brakes) "Before 7/1/72"	Less push rod	1	1	◆D2ZZ 2140-A ◇C8ZZ 2140-A	◆D2ZZ 2004-B ◇D0AZ 2004-B
	F (power disc brakes) "From 7/1/72"	Less push rod- #Gray paint	15/16	1	D3ZZ 2140-A	D3ZZ 2004-A
- L -						
71	L (manual drum brakes)	Includes push rod	15/16	1	D1FZ 2140-A	D1FZ 2004-A
	L (manual disc brakes)	Includes push rod	15/16	1	D1FZ 2140-B	D1FZ 2004-C
72	L "Before 1/17/72"	Includes push rod	15/16	1	D2FZ 2140-C	D2FZ 2004-C
	L "From 1/17/72"	Includes push rod	15/16	1	◆★D2FZ 2140-E ◇D3FZ 2140-A	◆D2FZ 2004-E ◇D2FZ 2004-E
- P -						
70/71	P (drum brakes)	Includes push rod	1	1	C9OZ 2140-A	C9OZ 2004-A
72	P	Includes push rod	1	1	D2DZ 2140-A	D2DZ 2004-A
- S -						
65/66	S "Before 1/3/66"	Less push rod	15/16	1	C5SZ 2140-A	C5SZ 2004-A
	S "From 1/3/66 to 4/1/66"	Less push rod	7/8	1	★C6SZ 2140-A r/b C6SZ 2140-B	C1SZ 2004-A
	S "From 4/1/66"	Less push rod	1	1	C6SZ 2140-B	None
67	S	Less push rod	1	1	C7SZ 2140-C	C7AZ 2004-C
68/69	S	Less push rod	1	1	C8SZ 2140-A	D0AZ 2004-C
70/71	S	Less push rod	1	1	C9AZ 2140-B	D0AZ 2004-C
72	S	Less push rod	1	1	D2OZ 2140-B	D2OZ 2004-B
- U -						
66	U	Less push rod	1	1	C5TZ 2140-A	C5TZ 2004-A
67	U	Includes push rod	1	1	C7TZ 2140-D	C7TZ 2004-C
68	U	Includes push rod	1	1	C8TZ 2140-A	C8TZ 2004-A
69/	U	Includes push rod	1	1	C9TZ 2140-A	C9TZ 2004-F
- X -						
65	X(with P/B)	Less push rod	7/8	1	C5ZZ 2140-B	C1SZ 2004-A
	X(without P/B)	Less push rod	1	1	C5DZ 2140-A	C4AZ 2004-A
66	X(with P/B)- "Before 1/3/66"	Less push rod	7/8	1	C5ZZ 2140-B	C1SZ 2004-A
	X(with P/B)- "From 1/3/66"	Less push rod	1	1	C6OZ 2140-B	C4OZ 2004-A
	X(without P/B)	Includes push rod	1	1	C6OZ 2140-D	C4AZ 2004-A
67	X(manual drum brakes)	Includes push rod	1	1	◆★C7OZ 2140-H ◇C9OZ 2140-A	◆C7OZ 2004-D ◇C9OZ 2004-A
	X(power drum brakes)	Less push rod	15/16	1	C9OZ 2140-B	C7AZ 2004-B
	X(power disc brakes)	Less push rod	15/16	1	C8OZ 2140-A	C9OZ 2004-B
68	X(manual drum brakes)	Includes push rod	1	1	C9OZ 2140-A	C9OZ 2004-A
	X(power drum brakes)	Less push rod	15/16	1	C9OZ 2140-B	C7AZ 2004-B
	X(power disc brakes)	Less push rod	15/16	1	C8OZ 2140-A	C9OZ 2004-B
69/70	X(manual drum brakes)	Includes push rod	1	1	C9OZ 2140-A	C9OZ 2004-A
	X(power drum brakes)	Less push rod	15/16	1	C9OZ 2140-B	C7AZ 2004-B
	X(power disc brakes)	Less push rod	15/16	1	C8OZ 2140-A	C9OZ 2004-B

● For Kit Components, refer to Section 20 - Group 2004

◆ Original

◇ Service replacement

NOTE 1 - Use D1ZZ 2140-A cylinder for dealer installed power drum brakes when reworked to installation sketch supplied in 2A091 kit.

NOTE 2 - When repairing master cylinder on vehicles with dealer installed power drum brakes use C9AZ 2169-F in place of piston supplied in D1ZZ 2004-A repair kit

NOTE 3 - Use D2ZZ 2140-C cylinder for dealer installed power drum brakes when reworked to installation sketch supplied in 2A091 kit

NOTE 4 - When repairing master cylinder on vehicles with dealer installed power drum brakes use C9AZ 2169-F in place of piston supplied in D2ZZ 2004-A repair kit

YEAR	MODEL	DESCRIPTION	QTY.	PART NUMBER
2140 CYLINDER ASSY. - BRAKE MASTER - continued				
65/	A	Bolt (cylinder to brake booster)-5/16"-24 x 1 1/2"	2	20467-S7(B160)
65/	S	Bolt & retainer assy. (cylinder to dash panel)-5/16"-24 x 1 1/8"	4	371468-S2(RR26)
65/	S(with Power Brake Booster)	Bolt (cyl. to pedal support brkt.)-5/16"-24 x 2"	2	20521-S8(B162)
		Nut-5/16"-24		33798-S8(M62)
		Washer-flat-5/16"		44722-S8(X19)
		Lockwasher-5/16"		34806-S7(X64)
65/	S (except A/C)	Nut (cylinder to booster)-5/16"-24	4	33798-S8(M62)
		Lockwasher-5/16"		34806-S7(X64)
		Lockwasher-3/8"		351487-S(XX291)
65/	B	Bolt (cylinder to dash panel)-3/8"-16 x 1 1/4"	2	359266-S8(BB157)
65/	F		2	
65	F	Nut-3/8"-16 (to booster)	2	33799-S7(M52)
		Lockwasher-3/8"		34807-S8(X66)
65/66	A	Stud (to dash panel)-3/8"-16 & 3/8"-16 x 2 7/8"	2	377103-S(WW12D)
67	A	Stud (to dash panel)-3/8"-16 & 3/8"-16 x 2 7/8"	2	381694-S(WW131A)
66	B, X(without Power Brake Booster)	Stud (to dash panel)-3/8"-16 & 3/8"-16 x 2 1/4"	2	380200-S2(WW12B)
66/	B, X(without Power Brake Booster)	Stud (to dash panel)-3/8"-16 & 3/8"-16 x 3"	2	372637-S7-8
67/	B(8 cyl. 427)-with S/T & disc brakes		2	(WW110A)
66	B, F, X(Automatic Transmission)	Pin-self-locking (to brake pedal or booster)	1	380699-S2
67/68	B, X		1	(NN128F)
68	F	Pin-retaining (to pedal)	1	
2143 ROD -BRAKE MASTER CYLINDER PUSH -				
65/66	A	4 61/64" hole center to end	1	C5DZ 2143-B
65	B	6 3/16" hole center to end	1	C5OZ 2143-B
66	B	5 5/16" hole center to end	1	C6OZ 2143-A
65	F	"Before 5/24/65" 6" long	1	C4AZ 2143-A
65/66	F	"From 5/24/65 to 12/1/65" 6" hole center to end	1	C5ZZ 2143-C
66	U	7 43/64" hole center to end-not replaced	1	★C6TZ 2143-A
67	U	7 43/64" hole center to end	1	C7TZ 2143-C
68/	U	8 3/16" long	1	C8TZ 2143-A
65	X	4 61/64" hole center to end	1	C5DZ 2143-B
66	X	5 5/16" hole center to end	1	C6OZ 2143-A
65	F	"Before 8/17/64" Ring (rod to brake pedal)-"C" washer-7/16" I. D. -7/8" O. D.	1	372878-S7(XX16)
65	F	"From 8/17/64" Pin-self locking (to link pin)	1	379897-S2
65	S		1	(NN128A)
66	A(Automatic Transmission)	Pin-self-locking (to brake pedal)	1	380699-S2
67/68	A	"Before 12/16/67" Pin-self-locking (to brake pedal pin)	1	(NN128F)
66	F, S		1	
68	A	"From 12/16/67" Pin-retaining(to brake pedal)-3/32"	1	382797-S100
				(NN128M)
2145 SPRING and RETAINER - BRAKE MASTER CYLINDER PISTON RETURN				
65/67	A, B, X		1	C4AZ 2145-A
65/67	F(drum brakes)		1	
65/67	F, S (disc brakes with Power Brake Booster)		1	C5SZ 2145-A
66	A(disc brakes)	Not replaced	1	★C5VY 2145-A
65	B		1	
2149 GASKET - BRAKE LINE CONNECTOR				
65/69	A, B, F, S, X	"Before 10/15/68" 3/8" I.D.-5/8" O.D.	AR	8M 2149
70/	A, F, P		2	
70/71	B, S, X		AR	
71/	L(drum brakes)		AR	
69	A, B, F, S, X(drum brakes)	"From 10/15/68" 3/8" I.D.-5/8" O.D.-5 grooves	2	C9AZ 2149-A
67	B, F, X(disc brakes)		2	C7OZ 2149-A
72	B, S	7/16" I.D.-5/8" O.D.	2	
71/	L(disc brakes)		2	
2A150 BUSHING - POWER BRAKE BOOSTER LEVER				
65/67	S	1/2" long	2	B9MM 2A150-A

YEAR	MODEL	DESCRIPTION	QTY.	PART NUMBER
2B152 HUB - POWER BRAKE BOOSTER DIAPHRAGM GUIDE				
65/67	A	2 63/64" long	1	C5AZ 2B152-A
66	B, X(except 8 cyl. 390)	2 13/32" long-use with C2AZ 2005-F tagged C-4201-J-not replaced	1	★C2AZ 2B152-A
66	B(8 cyl. 390)	External-4 27/32" long	1	C6OZ 2B152-B
66	B(8 cyl. 390)	Internal-2 39/64" long	1	C6OZ 2B152-A
67	B, F, X		1	
67	S(without speed control)	Internal	1	
67	B, F, X	External-4 31/32" long	1	C7OZ 2B152-A
2B153 HUB - POWER BRAKE BOOSTER VALVE SEAT				
65/67	A, B		1	C5AZ 2B153-A
66/67	X		1	
67	F		1	
2B154 LEVER and REACTION RING - POWER BRAKE BOOSTER				
66	S(with speed control & Deluxe steering column)	Not replaced	1	★C6SZ 2B153-A
67	S(without speed control)		1	
65/67	A	7 to 10 lb. load-#Red & Green paint- M/W C6SZ 2B154-A	1	★C5AZ 2B154-B
67	A(drum brakes)-Midland-Ross	13 to 16 lb. load-#Green paint daub	1	C7AZ 2B154-A
65	B	17 to 20 lb. load-#Blue paint daub-not replaced	1	★C5OZ 2B154-A
66	B, X(except 8 cyl. 390)	21 to 25 lb. load-#White paint daub	1	C6OZ 2B154-A
66	B(8 cyl. 390)	28 to 32 lb. load-#Yellow paint daub-not replaced	1	★C6OZ 2B154-B
66	S(with speed control & Deluxe steering column)	6 to 9 lb. load-#Orange paint daub	1	C6SZ 2B154-A
67	B, X(drum brakes)	17 to 20 lb. load-#Blue paint daub	1	C7OZ 2B154-B
67	F(disc brakes)		1	
67	B(disc brakes)	21 to 25 lb. load-#White paint daub	1	C7OZ 2B154-A
67	F(drum brakes)		1	
2B155 CLAMP - POWER BRAKE BOOSTER BELLOW				
65/67	A, B	2 47/64" I. D. - 2 7/8" O. D.	1	C5AZ 2B155-A
66/67	X		1	
67	F		1	
2B156 SPRING - POWER BRAKE BOOSTER PLUNGER RETURN				
66	S(with speed control & deluxe steering column)	3/4" I.D.-1" O.D.-15/16" long-3.8 coils	1	C6SZ 2B156-A
67	S(without speed control)		1	
67	F		1	
2A157 SPRING - POWER BRAKE BOOSTER CONTROL VALVE RETURN				
65/67	B (Midland-Ross)	3/4" I.D.-3/4" long-4 coils	1	C2AZ 2A157-A
65/67	F, X (Bendix)	10 3/4" long	1	C4DZ 2A157-A
65	S (Bendix)	Control valve diaphragm return	1	
66	A (disc brakes)-Bendix	Control valve diaphragm return	1	
65	S (Bendix)	7/8" O.D.-not replaced	1	★C5SZ 2A157-A
66	A (disc brakes)-Bendix		1	
2B160 GASKET - FRONT BRAKE SPLASH SHIELD				
67/	A, S	1 15/16" I. D. - 3 3/4" O. D.	2	C7AZ 2B160-A
72	B		2	
71	L		2	
68/71	B, X	2" I.D. - 3 13/16" O.D.	2	C8OZ 2B160-A
68/	F		2	
65/66	S	1 15/16" I. D. - 3" O. D. -not replaced	2	★C5SZ 2B160-A
2B161 VALVE - BRAKE PRESSURE METERING				
68/69	A(New York taxi)	With disc brakes	1	C7VY 2B161-B
69	A(P/C)	With disc brakes	1	
70/71	A, S	With disc brakes	1	D0AZ 2B161-B
70/71	A, S	Screw & washer (to No. 2 cross member) - 5/16"-18 x 1 3/4"	2	383692-S2 (UU52AG)
2162 CAP ASSY. - BRAKE MASTER CYLINDER FILLER				
65/66	A, B, F, X (drum brakes)	Includes (1) 2167 gasket	1	C5ZZ 2162-B
67/71	A, B, X(drum brakes)	Repl. by D5TZ 2162-A	1	★C7AZ 2162-A
67/	F, P(drum brakes)		1	
67	A, B, F, S, X(disc brakes)		1	C7AZ 2162-B
68/71	A, B, S(disc brakes)		1	C9AZ 2162-A
68/	F(disc brakes)		1	
68/70	X(disc brakes)		1	
65/66	A, F, S(disc brakes)		1	C5SZ 2162-A

Identification marking

FORD CAR PARTS

SECTION 21

YEAR	MODEL	DESCRIPTION	QTY.	PART NUMBER
2162 CAP ASSY. - BRAKE MASTER CYLINDER FILLER - continued				
72	A		1	D2AZ 2162-A
72	B, S		1	D2OZ 2162-A
71/	L		1	D1FZ 2162-A
66	U		1	C5TZ 2162-A
67/	U		1	C7AZ 2162-B
@ 2B162 TUBE ASSY. - BRAKE PRESSURE METERING VALVE INLET				
		Fitting-3/16"tube-3/8"-24	AR	87942-S8(I-20)
		Nut-3/16" tube-1/2"-20	AR	375096-S36 (MM105F)
		Nut-3/16" tube-3/8" -24	AR	332967-S100 (MM102)
2B164 CLIP - FRONT DISC BRAKE SHOE ANTI RATTLE				
67	A, S		4	C7AZ 2B164-C
68/	A, F		AR	C8AZ 2B164-A
68/71	B, S, X		AR	
72	B, S	# Plain - use when inner brake shoe to anchor plate clearance is less than .032"	2	D2OZ 2B164-A
72	B, S	# Blue - use when inner brake shoe to anchor plate clearance is .032" or greater- r/b D4FZ 2B164-A (3-74)	2	★D3AZ 2B164-A
67	B, F, X		4	C7OZ 2B164-C
71/	L		4	D1FZ 2B164-A
67	A, B, F, S, X	Screw & washer (to caliper)-1/4"-20 x 3/8"	4	378659-S2(BB574C)
@ 2B166-8 TUBE ASSY. - FRONT DISC BRAKE CALIPER INLET				
		Connector-3/8" -24-R.H. & L.H.	AR	357444-S(II64A)
		Fitting-3/16" tube-3/8" -24 -R.H. & L.H.	AR	87942-S8(I-20)
2167 GASKET - BRAKE MASTER CYLINDER FILLER CAP				
65/66	A, B, F, X(drum brakes)	2 7/8" O. D.	1	C5ZZ 2167-A
65/66	A, F, S(disc brakes)	4 7/64" O. D.	1	C5SZ 2167-A
67/71	A, B, X(drum brakes)	5" long	1	C7AZ 2167-A
67/71	F(drum brakes)		1	
72	F(drum or disc brakes)		1	
71/	P(drum brakes)		1	
67/71	A, B, F, S, X(disc brakes)	Repl. by D1FZ 2167-A	1	★C7AZ 2167-B
67/	U		1	
72	A		1	D2AZ 2167-A
72	B, S		1	D2OZ 2167-A
71/	L		1	D1FZ 2167-A
66	U	2 7/8" O. D.	1	C5TZ 2167-A
2169 PISTON - BRAKE MASTER CYLINDER				
69/	A	Use with dealer installed power drum brake kit-	1	C9AZ 2169-F
69/	F	2169 also supplied in 2A091 kit	1	
2173 CUP - BRAKE MASTER CYLINDER PRIMARY - Supplied in 2004 kits				
2174 SNAP RING - BRAKE MASTER CYLINDER PISTON - Supplied in 2004 kits				
2A176-7 LEVER - BRAKE SHOE ADJUSTING				
65/	A, B, S	R. H.	AR	C0LL 2A176-A
65/	F, X(10" brakes)	R. H.	AR	
71/	P(6 cyl. 250 & 8 cyl.)-10" brakes	R. H.	2	
		L. H.	AR	C0LL 2A177-A
65/70	F, X(9" brakes)	R. H.	AR	C3DZ 2A176-B
70/	P(6 cyl.)-9" brakes	R. H.	AR	
		L. H.	AR	C3DZ 2A177-B
71/	L	R. H.	2	D1FZ 2A176-A
		L. H.	2	D1FZ 2A177-A
67/	U	R. H.	2	C4UZ 2A176-A
		L. H.	2	C4UZ 2A177-A

@ Replacement tubes except as indicated by part number are to be made from bulk tubing stock listed by size and part number under basic Group 2269. Insulators are to be improvised from rubber hose, friction tape, etc., as required.
Identification marking

YEAR	MODEL	DESCRIPTION	QTY.	PART NUMBER
2B176 GROMMET - POWER BRAKE BOOSTER CHECK VALVE				
69/	A(disc brakes)-exc. S/W,P/C-Bendix		1	C9AZ 2B176-C
69/	B, F, S, X (disc brakes)		1	
70/	A(drum brakes)		1	
65/69	F, S (Bendix)	Rubber-7/8" I.D.-1 5/16" O.D. -Also supplied in	1	C9AZ 2B176-A
65	X	2309 Kit	1	
66/69	A(drum brakes)-Bendix		1	
67	S (with speed control)		1	C9AZ 2B176-B
69/	A(disc brakes)-S/W,P/C-Bendix		1	
2178 VALVE - BRAKE MASTER CYLINDER OUTLET CHECK				
66	A(disc brakes)	1 7/8" long	1	C6AZ 2178-A
67/68	A(manual disc brakes)	Not replaced	1	★C7AZ 2178-A
69/71	A(power drum brakes)-Fleet		1	C9AZ 2178-A
67	B (power drum brakes)		1	C9AZ 2178-A
70/71	B (power drum brakes)		1	D0GY 2178-A
70	S (Bendix)		1	C7TZ 2178-B
67	X (power drum brakes)		1	C9AZ 2178-A
2A178 CABLE - BRAKE SHOE ADJUSTING LEVER				
65/	A	11 1/8" long-front & rear	AR	CISS 2A178-A
67/	S	Rear	2	
65/71	B, X (10" brakes)	93/4" long-front & rear	AR	C2OZ 2A178-A
72	B	Rear	2	
65/	F(10" brakes)	Front & rear	4	
71/	P(6 cyl. 250 & 8 cyl.)-10" brakes	Front & rear	4	
65/70	F, X(9" brakes)	8 7/16" long-front & rear	AR	C3DZ 2A178-A
71/	L (9" brakes)	Front & rear	4	
70/	P(6cyl.)-9" brakes	Front & rear	4	
65/66	S	10 15/16" long	AR	C3SZ 2A178-A
67/	U(11" x 2" brakes)	11 1/4" long-front	2	C4TZ 2A178-A
67/	U(10" x 2 1/2" brakes)	9 13/16" long-rear	2	C4UZ 2A178-A
67/	U(11" x 1 3/4" brakes)	11 1/4" long-rear	2	C4TZ 2A178-A
2A179 GUIDE - BRAKESHOE ADJUSTING LEVER CABLE				
65/	A, B, F, L, P, S, U, X		AR	C1SS 2A179-A
2180 BOOT - BRAKE MASTER CYLINDER				
65/66	A(Midland-Ross booster)	1 3/4" O.D. -2" long	1	C5AZ 2180-A
65	B(Midland-Ross booster)		1	
67	A(Midland-Ross power drum brakes)		1	
67	B, F, X (power brakes)		1	
67	S(without speed control)		1	
65/	A, B, F, L, P, X (drum brakes)	9/32" & 1 5/16" I.D.-2" long	1	0A 2180
66	B, X (Midland-Ross booster)	5/16" & 1 5/16" I.D.-1 1/2" long-use with C3AZ 2005-A tagged C-4201-L-not replaced	1 1	★C1AZ 2180-A
65/67	F, X (Bendix Booster)	Rubber-1 9/16" long-2" O.D. -not replaced	1	★C4DZ 2180-A
66	A (drum brakes)-Bendix Booster		1	
2B180 SPACER - BRAKE PEDAL SUPPORT MOUNTING - Also refer to Group 2849				
69/	A(manual drum brakes)		1	C9AZ 2B180-A
70/71	B		1	D0OZ 2B180-A
72	B(6 cyl. & 8 cyl. 302,351)-manual disc brakes- "Before 6/26/72"		1	D2OZ 2B180-B
	B(6 cyl. & 8 cyl. 302,351)-manual disc brakes- "From 6/26/72"		1	D3OZ 2B180-B
	B(power disc brakes)		1	D2OZ 2B180-A
71/	F (manual drum brakes)		1	D1ZZ 2B180-A
	F (power drum brakes)		4	D1ZZ 2B450-A
	F (power disc brakes)		1	D1ZZ 2B180-B
66/	P, X		1	C6OZ 2B180-A
66/69	B		1	
69/71	S		1	C9SZ 2B180-A

YEAR	MODEL	DESCRIPTION	QTY.	PART NUMBER
2B180 SPACER - BRAKE PEDAL SUPPORT MOUNTING - continued - Also refer to Group 2849				
72	S		1	D2SZ 2B180-A
66/	B, X	Stud (to dash)-3/8"-16 & 3/8"-16 x 3"	2	372637-S7-8 (WW110A)
		Locknut-3/8"-16		373403-S8 (MM173J)
2B184 BUMPER - BRAKE PEDAL				
66/69	U	1.08" long-make from B3T 4090-B	2	*C6TA 2B184-A
2A185 VALVE - POWER BRAKE BOOSTER CHECK -Also refer to Group 2365				
65	B		1	C1AA 2A185-A
2B185 BOLT - BRAKE PEDAL ASSY.				
66/	U	1/4"-20 x 1 3/4"	2	C6TZ 2B185-A
2B187 ACTUATOR - BRAKE PEDAL				
66	S(with speed control & deluxe steering column)	Not replaced	1	*C6SZ 2B187-A
2A188 SPACER - BRAKE PEDAL				
72	B, S(A/T)		1	D2OZ 2A188-A
2B188 CONNECTOR - BRAKE PEDAL ACTUATOR				
66	S(with speed control & deluxe steering column)	Not replaced	1	*C6SZ 2B188-A
2B189 BRACKET - BRAKE PEDAL ACTUATOR				
66	S(with speed control & deluxe steering column)	Not replaced	1	*C6SZ 2B189-B
		Bolt (to pedal)-No. 10-24 x 3/4"	2	371698-S8(BB122)
2194-7 PISTON - BRAKE CYLINDER				
- A -				
65/69	A(drum brakes)	Front-1 3/32" O.D.	4	C0LL 2196-A
70/	A (71, Taxi)-11" x 3" brakes	Front	4	
67/	A	Rear-15/16" diameter	4	C3OZ 2196-D
65/66	A	Rear-7/8" O.D.	4	8A 2197-A
65/66	A	Front-1 1/16" O. D.	4	C3OZ 2196-B
65/66	A	Rear-31/32" O. D.	4	C5AZ 2196-A
66/67	A(disc brakes)	Front caliper-1 15/16" O. D., -1 9/64" long	8	C5SZ 2196-A
68/	A(disc brakes)	Front caliper-2 9/32" I.D. -2 3/4" O.D.	2	C8AZ 2196-A
69/71	A(P/C)	Rear-1" O. D.	4	C9AZ 2196-A
70/	A(exc.71, Taxi)-11" x 2 1/2" & 11" x 3" brakes	Front	4	C3OZ 2196-A
- B -				
66/69	B	Rear-7/8" O.D.	4	8A 2197-A
65	B(10" x 2 1/2" brakes)	Front-1 1/16" O. D.	4	C3OZ 2196-B
65/69	B(10" x 2 1/4" brakes)	Front-1 1/8" O.D.	4	C3OZ 2196-A
70/71	B(10" x 2 1/4" & 10" x 2 1/2" brakes)	Front	4	
65	B	Rear-27/32" diameter-with fade resistant brakes	4	C3OZ 2196-E
65/68	B	Rear-29/32" O. D.	4	C3OZ 2196-C
70/71	B(exc.66,71)	Rear	4	
65/69	B	Rear-15/16" diameter	4	C3OZ 2196-D
66/69	B(10" x 2 1/2" brakes)	Front-1 3/32" O. D.	4	C0LL 2196-A
67	B(disc brakes)	Front caliper-1 5/8" O.D. -1 1/8" long	8	C7ZZ 2196-B
68/71	B(disc brakes)	Front caliper-1 59/64" I.D. -2 3/8" O.D.	2	C8OZ 2196-A
70/71	B(66,71)-10" x 2" & 10" x 2 1/2" brakes	Rear	4	C5AZ 2196-A
72	B(disc brakes)	Front caliper	2	D2OZ 2196-A
	B(53,63,65-exc. P/C)-10" x 2" brakes	Rear-1" O.D.	4	C9AZ 2196-A
	B(71,97)-10" x 2", 10" x 2 1/2" brakes		4	
	B(53,65-P/C)-11" x 2 1/4" brakes	Rear-15/16" O.D.	4	C3OZ 2196-D
- F -				
65/70	F(9" x 2 1/4" brakes)	Front - 1 1/16" O. D. -includes "O" ring	4	C2DZ 2196-A
65/69	F(10" x 2 1/4" brakes)	Front-1 1/8" O. D.	4	C3OZ 2196-A
70/	F(10" x 2 1/4" & 10" x 2 1/2" brakes)	Front	4	
65	F	Rear-13/16" O. D.	4	C0DD 2195-A
65	F	Rear-29/32" O. D.	4	C5DZ 2196-C
65/69	F	Rear-27/32" O. D.	4	C5DZ 2196-B
70	F(9" x 1 1/2" brakes)	Rear	4	

YEAR	MODEL	DESCRIPTION	QTY.	PART NUMBER
2194-7 PISTON - BRAKE CYLINDER - continued				
- F -				
65/66	F	"Before 4/15/66"	Rear-29/32" O. D.	4 C3OZ 2196-C
70	F		Rear	4
71/	F	(10" x 2" brakes)	Rear	4
65/66	F	(disc brakes)	Front caliper-1 5/8" O. D. -1 1/16" long	8 C5ZZ 2196-A
66/69	F	(10" x 2 1/2" brakes)	Front-1 3/32" O. D.	4 COLL 2196-A
66/69	F	"From 4/15/66"	Rear-7/8" O. D.	4 8A 2197-A
71/	F	(10" x 1 3/4" brakes)	Rear	4
67	F	(disc brakes)	Front caliper-1 5/8" O. D. -1 1/8" long	8 C7ZZ 2196-B
67/68	F		Rear-13/16" diameter	4 C7ZZ 2196-A
68/	F	(disc brakes)	Front caliper-1 59/64" I. D. -2 3/8" O. D.	2 C8OZ 2196-A
- L -				
71	L	(9" x 2" brakes)	Front-1" O. D.	4 D1FZ 2196-B
	L	(disc brakes)	Front caliper	2 D1FZ 2196-A
	L	(9" x 1 1/2" brakes)	Rear-29/32" O. D.	2 D1FZ 2196-C
72	L	(9" x 2" brakes)	Front-1" O. D.	4 D1FZ 2196-B
	L	(disc brakes)	Front caliper	2 D1FZ 2196-A
	L	(exc. 73)-9" x 1 1/2" brakes	Rear-29/32" O. D.	2 D1FZ 2196-C
	L	(73)-9" x 1 3/4" brakes	Rear-7/8" O. D.	4 D2FZ 2196-C
- P -				
70	P	(6 cyl.)-9" brakes	Front-1 1/16" O. D. -includes "O" ring	4 C2DZ 2196-A
	P	(6 cyl.)-9" brakes	Rear-27/32" O. D.	4 C5DZ 2196-B
71/	P	(6 cyl.)-9" brakes	Front-1 1/8" O. D.	2 D1DZ 2196-A
	P	(6 cyl.)-9" brakes	Rear-27/32" O. D.	4 C5DZ 2196-B
	P	(6 cyl.250 & 8 cyl.)-10" brakes	Front-1 1/8" O. D.	4 C3OZ 2196-A
	P	(6 cyl.250 & 8 cyl.)-10" brakes	Rear-27/32" O. D.	2 C3OZ 2196-E
- S -				
65/67	S		Front caliper-1 15/16" O. D. -1 9/64" long	8 C5SZ 2196-A
68/71	S		Front caliper-2 9/32" I. D. -2 3/4" O. D.	2 C8AZ 2196-A
65/71	S		Rear-15/16" diameter	4 C3OZ 2196-D
72	S		Front caliper	2 D2OZ 2196-A
	S		Rear - 1" O. D.	4 C9AZ 2196-A
- U -				
66/	U		Rear-13/16" diameter	4 C1UU 2197-A
- X -				
65/70	X	(9" x 2 1/4" brakes)	Front-1 1/16" O. D. -includes "O" ring	4 C2DZ 2196-A
65/70	X	(10" x 2 1/4" brakes)	Front-1 1/8" O. D.	4 C3OZ 2196-A
65/68	X		Rear-29/32" O. D.	4 C3OZ 2196-C
65/70	X		Rear-15/16" diameter	4 C3OZ 2196-D
65	X		Rear-29/32" O. D.	4 C5DZ 2196-C
65/70	X		Rear-27/32" O. D.	4 C5DZ 2196-B
66/70	X	(10" x 2 1/2" brakes)	Front-1 3/32" O. D.	4 COLL 2196-A
67	X	(disc brakes)	Front caliper-1 5/8" O. D. -1 1/8" long	8 C7ZZ 2196-B
68/70	X	(disc brakes)	Front caliper-1 59/64" I. D. -2 3/8" O. D.	2 C8OZ 2196-A
69/70	X		Rear-7/8" O. D.	4 8A 2197-A
2B194 GASKET - BRAKE CYLINDER MOUNTING				
65/	A		Front-1 3/32" & 2 3/32" I. D.	2 C5AZ 2B194-A
67/70	F, X	(9" brakes)	Front	2 C7DZ 2B194-A
71/	L	(9" brakes)	Front	2
70/	P	(6 cyl.)-9" brakes	Front	2
2196 PISTON - FRONT DISC BRAKE CALIPER - Refer to Group 2194-7				
@2A199 TUBE ASSY. - BRAKE MASTER CYLINDER TO REAR BRAKE TUBE CONNECTOR				
			Fitting-3/16" tube-3/8" -24	AR 87942-S8(I-20)

@ Replacement tubes except as indicated by part number are to be made from bulk tubing stock listed by size and part number under basic Group 2269. Insulators are to be improvised from rubber hose, friction tape, etc., as required.

YEAR	MODEL	DESCRIPTION	QTY.	PART NUMBER
2200 SHOE and LINING KIT - REAR BRAKE - Refer to Group 2001 in Section 20 For Model Application and for contents of Kit refer to Section 20.1				
2201-2 CUP - BRAKE CYLINDER PISTON				
65/68	A	Front-1 3/32" diameter -serviced in 2221 kit	4	★C3AZ 2201-A
66/69	B, F, X (10" x 2 1/2" brakes)		4	
65/66	A	Rear-7/8" diameter - serviced in 2128 kit	4	★C3AZ 2201-B
65/66	A	Front-1 1/16" diameter-serviced in 2221 kit	4	★C4TZ 2201-A
65/68	A	Rear-31/32" diameter	4	C5AZ 2201-B
65/68	B, F, X (10" x 2 1/4" brakes)	Front-1 1/8" diameter - serviced in 2221 kit	4	★C3OZ 2201-C
65/68	B	Rear-29/32" diameter-serviced in 2128 kit	4	C3OZ 2201-E
65/69	X		4	
65/66	F		4	
65/68	B, X	Rear-15/16" diameter-serviced in 2128 kit	4	★C3OZ 2201-B
67/68	A		4	
65/68	S		4	
65	B(10" x 2 1/2" brakes)	Front-1 1/16" diameter -serviced in 2221 kit	4	★C3OZ 2201-D
65/68	F, X (9" x 2 1/4" brakes)		4	
65	B	Rear-27/32" diameter -serviced in 2128 kit	4	★C3OZ 2201-F
65/68	F, X		4	
66/68	B, F	Rear-7/8" diameter	4	C0DD 2202-B
65	F	Rear-13/16" diameter	4	C0DD 2201-A
67/68	F		4	
66/68	U		4	
66/68	U	Front-1 1/8" diameter - serviced in 2221 kit	4	★91A 2202-A
2204-5 SPRING ASSY. - BRAKE CYLINDER PISTON CUP - Also refer to Groups 2128 or 2221				
65/70	A(drum brakes)	Front-w/o expander	2	A0A 2205-A
65/70	A	Rear-w/o expander	2	A0A 2204-A
71	A(drum brakes)	Front-w/o expander	2	A0A 2205-A
	A	Rear-# 15/16"-with 1/2" I.D. expander	2	D1AZ 2204-A
72	A	Front-# 1 1/8"-with expander	2	D2AZ 2204-A
	A	Rear-#15/16"-with 1/2" I.D. expander	2	D1AZ 2204-A
65/71	B(drum brakes)	Front-w/o expander	2	A0A 2205-A
	B	Rear-w/o expander	2	A0A 2204-A
72	B(53, 63, 65-exc. P/C)-10" x 2" brakes	Rear-# 1"-with expander	2	D2SZ 2204-A
	B(53, 65-P/C)-11" x 2 1/4" brakes	Rear # 15/16"-with 3/8" I.D. expander	2	D2ZZ 2204-A
	B(71, 97)-10" x 2", 10" x 2 1/2" brakes	Rear-# 1"-with expander	2	D2SZ 2204-A
65/70	F(drum brakes)	Front-w/o expander	2	A0A 2205-A
	F(9" brakes)	Rear-w/o expander	2	C0DD 2204-A
	F(10" brakes)	Rear-w/o expander	2	A0A 2204-A
71	F(drum brakes)	Front-w/o expander	2	A0A 2205-A
	F(10" brakes)	Rear-w/o expander	2	A0A 2204-A
72	F(10" x 2 1/2" brakes)	Front-# 1 1/8"-with expander	2	D2AZ 2204-A
	F(6 cyl. & 8 cyl. 302)-10" x 1 3/4" brakes	Rear-# 7/8"-with expander	2	D2ZZ 2204-B
	F(8 cyl. 351, 400)-10" x 2" brakes	Rear-# 15/16"-with 3/8" I.D. expander	2	D2ZZ 2204-A
71	L	Front-w/o expander	2	A0A 2204-A
	L(9" x 1 1/2" brakes)	Rear-w/o expander	2	D1FZ 2204-A
72	L(exc. 73)-9" x 2" brakes	Front-# 1"-with expander	2	D2SZ 2204-A
	L(73)-9" x 2" brakes	Front-# 15/16"-with 3/8" I.D. expander	2	D2ZZ 2204-A
	L(9" x 1 1/2" brakes)	Rear-# 3/4"-with expander	2	D2FZ 2204-A
70	P	Front-w/o expander	2	A0A 2205-A
	P(6 cyl.)-9" brakes	Rear-w/o expander	2	C0DD 2204-A
71	P	Front-w/o expander	2	A0A 2205-A
	P(6 cyl.)-9" brakes	Rear-w/o expander	2	C0DD 2204-A
	P(6 cyl. 250 & 8 cyl.)-10" brakes	Rear-w/o expander	2	A0A 2204-A
72	P	Front-# 1 1/8"-with expander	2	D2AZ 2204-A
	P	Rear-# 7/8"-with expander	2	D2ZZ 2204-B
65/70	S	Rear-w/o expander	2	A0A 2204-A
71	S	Rear-# 15/16"-with 1/2" I.D. expander	2	D1AZ 2204-A
72	S	Rear-# 1"-with expander	2	D2SZ 2204-A
66/72	U	"Before Ser. P40, 001"	2	C0DD 2204-A
72	U(10" x 2 1/2" brakes)	"From Ser. P40, 001"	2	D3UZ 2204-E
	U(11" x 1 3/4" brakes)	"From Ser. P40, 001"	2	D3UZ 2204-C

Identification marking

May, 1975

Copyright © 1975 —

FORD MOTOR
COMPANY

— DEARBORN, MICHIGAN

FINAL ISSUE

YEAR	MODEL	DESCRIPTION	QTY.	PART NUMBER	
2204-5 SPRING ASSY. - BRAKE CYLINDER PISTON CUP - continued - Also refer to Groups 2128 or 2221					
65/70	X(drum brakes)	Front-w/o expander	2	AOA 2205-A	
	X(9" brakes)	Rear-w/o expander	2	C0DD 2204-A	
	X(10" brakes)	Rear-w/o expander	2	AOA 2204-A	
2206-7 BOOT - BRAKE CYLINDER or CALIPER - Also refer to Group 2128 or 2221					
65/	A, B, F, S, U, X (except 9" brakes)	Rear	8	96H 2206	
71/	P (except 9" brakes)	Rear	4		
68/71	A, S(disc brakes)	Front caliper-2 19/64" I. D. -3 7/32" O. D. - r/b C8AZ 2221-A	2	★C8AZ 2207-A	
65/69	A, B, F, S, X (drum brakes)-except 9" brakes	Front-Replaced by 2221 Kit	4	★B8E 2207-A	
67	B, F, X(disc brakes)	Front caliper-2.38" O. D.	4	C7ZZ 2207-A	
68/71	B, F, X(disc brakes)	Front caliper-1 15/16" I. D. -2 13/16" O. D. - r/b C8OZ 2221-A	2	★C8OZ 2207-A	
65/66	F (disc brakes)	Front caliper-2.44" O. D.	8	C5ZZ 2206-A	
66/67	A, S (disc brakes) "From 10/3/66"	Front caliper-2 45/64" O. D. -rubber	8	C5SZ 2207-A	
65/70	F, X (9" brakes)	Front cylinder	4	C0DD 2207-A	
70/	L, P (9" brakes)		4		
65/70	F, X (9" brakes)	Rear	4	C0DD 2206-A	
70/	L, P (9" brakes)		4		
66	U	Front cylinder	4	C5TZ 2206-A	
67/	U	Front cylinder	4	C7TZ 2206-A	
2K206 BRACKET - BRAKE TUBE SUPPORT					
71/	F		1	D1ZZ 2K206-A	
2208 SCREW - BRAKE CYLINDER BLEEDER					
65/	A, S, U (drum brakes)	Brake cylinder-3/8"-24 x 1 11/64"	AR	8M 2208	
65/69	A, B	Master cylinder	1		
65/67	A, B, F, S (disc brakes)	Front brake caliper	2		
72	B, S (disc brakes)	Front brake caliper	2		
72	B(53, 63, 65-P/C)	Rear	2		
71/	L (disc brakes)	Front brake caliper	2		
67/69	S, X	Master cylinder	1		
68/	A, F(disc brakes)	Front brake caliper	2	C8AZ 2208-A	
68/71	B, S, X(disc brakes)	Front brake caliper	2		
65/71	B, X(drum brakes)	Brake cylinder-1/4"-28 x 59/64"-front & rear	4	C0DZ 2208-A	
72	B(53, 65-exc. P/C)	Rear	2		
72	B(71, 97)	Rear	2		
65/	F(drum brakes)	Front and rear	4		
70/	L, P (drum brakes)	Front and rear	4		
2211-12 PLATE - REAR BRAKE BACKING					
YEAR	MODEL	DESCRIPTION	PART NUMBER		QTY.
			RIGHT HAND	LEFT HAND	
- A -					
65	A(P/C)		C7AZ 2211-E	C6AZ 2212-C	1
	A(Taxi)		C6AZ 2211-B	C6AZ 2212-B	1
65/71	A(exc. 71)-6 cyl. & 8 cyl. 289, 302, 352		C7AZ 2211-D	C7AZ 2212-D	1
70/71	A(exc. 71)-8 cyl. 351				1
66/67	A(Taxi)		C6AZ 2211-B	C6AZ 2212-B	1
68/	A(Taxi)-exc. New York Taxi				1
66/	A(P/C)-manual-adjusters		C6AZ 2211-C	C6AZ 2212-C	1
65/69	A(71)-exc. axle tagged WER		C7AZ 2211-E	C7AZ 2212-E	1
65/69	A(8 cyl. 390, 427)-exc. 71				1
67/69	A(P/C)-self-adjusters				1
69	A(8 cyl. 351)				1
70/71	A(exc. 6 cyl. & 8 cyl. 302, 351, std. Taxi, P/C)-11" x 2 1/4" brakes w/self-adjusters				1
72	A(w/locking axle)				1
68/69	A(71)-w/axle tagged WER		C7AZ 2211-D	C8AZ 2212-A	1
70/71	A(71)-6 cyl. & 8 cyl. 302, 351 w/11" x 2 1/4" brakes				1
72	A(w/o locking axle)		D2AZ 2211-A	D2AZ 2212-A	1

Identification marking

YEAR	MODEL	DESCRIPTION	PART NUMBER		QTY.
			RIGHT HAND	LEFT HAND	
2211-12 PLATE - REAR BRAKE BACKING - continued					
- B -					
65	B(Taxi)-10" x 2" bonded wear resistant brakes		★C2OZ 2211-H Not replaced	★C2OZ 2212-G Not replaced	1
	B(exc. 71, Taxi)-10" x 2" brakes		★C2OZ 2211-G Not replaced	C2OZ 2212-F	1
	B(71)-10" x 2 1/2" brakes		C3OZ 2211-A	C3OZ 2212-A	1
	B(10" x 1 3/4" brakes)		C6OZ 2211-D	C6OZ 2212-D	1
66/67	B(10" x 1 3/4" brakes)		C6OZ 2211-D	C6OZ 2212-D	1
	B(Taxi)-10" x 2" bonded wear resistant brakes		★C6OZ 2211-C Not replaced	★C6OZ 2212-C Not replaced	1
	B(10" x 2" brakes)		C6OZ 2211-B	C6OZ 2212-B	1
	B(10" x 2 1/2" brakes)		C9OZ 2211-A	C9OZ 2212-A	1
68	B(10" x 1 3/4" brakes)		C6OZ 2211-D	C6OZ 2212-D	1
	B(10" x 2" brakes)		C6OZ 2211-B	C6OZ 2212-B	1
	B(10" x 2 1/2" brakes)		C9OZ 2211-A	C9OZ 2212-A	1
69/71	B(10" x 2" brakes) "Before 8/12/68"		C6OZ 2211-B	C6OZ 2212-B	1
	B(10" x 2" brakes) "From 8/12/68"		C9OZ 2211-B	C9OZ 2212-B	1
	B(10" x 2 1/2" brakes)		C9OZ 2211-A	C9OZ 2212-A	1
72	B(53, 63, 65-exc. P/C)-10" x 2" brakes		C9OZ 2211-B	C9OZ 2212-B	1
	B(53, 65-P/C)-11" x 2 1/4" brakes		D2SZ 2211-A	D2SZ 2212-A	1
	B(71, 97-6 cyl. & 8 cyl. 302)-10" x 2" brakes		C9OZ 2211-B	C9OZ 2212-B	1
	B(71, 97-8 cyl. 351, 400, 429)-10" x 2 1/2" brakes		C9OZ 2211-A	C9OZ 2212-A	1
- F -					
65	F(9" x 1 1/2" brakes)		★C4DZ 2211-C Not replaced	C4DZ 2212-C	1
	F(9" x 2 1/4" brakes)		C4DZ 2211-B	★C4DZ 2212-B Not replaced	1
66/70	F(9" x 1 1/2" brakes)		C6DZ 2211-A	C6DZ 2212-A	1
65/69	F(10" x 1 3/4" brakes) - "Before 8/12/68"		C6OZ 2211-D	C6OZ 2212-D	1
68/69	F(10" x 2 1/2" brakes)		C9OZ 2211-A	C9OZ 2212-A	1
69	F(10" x 2" brakes) "Before 8/12/68"		C6OZ 2211-B	C6OZ 2212-B	1
69/	F(10" x 1 3/4" brakes)- "From 8/12/68"		C9OZ 2211-C	C9OZ 2212-C	1
	F(10" x 2" brakes) "From 8/12/68"		C9OZ 2211-B	C9OZ 2212-B	1
- L -					
71	L(9" x 1 1/2" brakes)		D1FZ 2211-A	D1FZ 2212-A	1
72	L(exc. 73)-9" x 1 1/2" brakes		D2FZ 2211-D	D2FZ 2212-B	1
	L(73)-9" x 1 3/4" brakes		D2FZ 2211-C	D2FZ 2212-A	1
- P -					
70	P(6 cyl.)-9" x 1 1/2" brakes		C6DZ 2211-A	C6DZ 2212-A	1
71/	P(6 cyl.)-9" brakes		C6DZ 2211-A	C6DZ 2212-A	1
	P(6 cyl. 250 & 8 cyl.)-10" brakes		C9OZ 2211-C	C9OZ 2212-C	1
- S -					
65/66	S		★C6SZ 2211-A Not replaced	★C6SZ 2212-A Not replaced	1
67/70	S(exc. skid control)		C7AZ 2211-E	C7AZ 2212-E	1
69/70	S(w/skid control)		C9SZ 2211-A	C9SZ 2212-A	1
71	S		C7AZ 2211-E	C7AZ 2212-E	1
72	S(11" x 2 1/4" brakes)		D2SZ 2211-A	D2SZ 2212-A	1
- U -					
66	U(2780 lb. rear axle)		C4UZ 2211-A	C6TZ 2212-L	1
	U(3300 lb. rear axle) - "Before Ser. 816,001"		C6TZ 2211-H	C6TZ 2212-H	1
	U(3300 lb. rear axle) - "From Ser. 816,001"	R.H. - #318100R, L.H. - #318099L	C6TZ 2211-K	★C6TZ 2212-K Not replaced	1
67/	U(2780 lb. rear axle)		C4UZ 2211-A	C4UZ 2212-A	1
	U(3300 lb. rear axle)		C6TZ 2211-H	C7TZ 2212-A	1

Identification marking

May, 1975

COPYRIGHT © 1975 -

FORD MOTOR COMPANY

- DEARBORN, MICHIGAN

FINAL ISSUE

YEAR	MODEL	DESCRIPTION	PART NUMBER		QTY.
			RIGHT HAND	LEFT HAND	
2211-12 PLATE - REAR BRAKE BACKING - continued					
- X -					
65	X(9" x 2 1/4" brakes)		C4DZ 2211-B	★C4DZ 2212-B Not replaced	1
	X(9" x 1 1/2" brakes)		★C4DZ 2211-C Not replaced	C4DZ 2212-C	1
66/70	X(9" x 1 1/2" brakes)		C6DZ 2211-A	C6DZ 2212-A	1
65/68	X(10" x 1 3/4" brakes)		C6OZ 2211-D	C6OZ 2212-D	1
65/69	X(10" x 2" brakes)	"Before 8/12/68"	C6OZ 2211-B	C6OZ 2212-B	1
69/70	X(10" x 2" brakes)	"From 8/12/68"	C9OZ 2211-B	C9OZ 2212-B	1
YEAR	MODEL	DESCRIPTION	QTY.	PART NUMBER	
65/	A, B, F, U	Bolt (plate to rear axle)-3/8"-24 x 1 3/16"	8	378884-S(BB807E)	
65/70	X		8		
		Locknut-3/8"-24	8	34445-S7(M80)	
65/	66, 71, P/I, S	Locknut (plate to rear axle)-1/2"-20	8	34424-S7(M84)	
2218-9 BRAKE SHOE and LINING ASSY. - REAR - Serviced in 2200 kits					

2221 CYLINDER REPAIR KIT - FRONT BRAKE - For Model Application Refer to Group 2061-2 (Drum brakes) or 2B120-1(Disc brakes)

C1DZ	2221-B - (1 1/16" dia.cyl.) - consists of 2-C3OZ 2201-D Cup 2-C0DD 2207-A Boot	D1DZ	2221-A - (1 1/8" dia.cyl.) - consists of 2-C9AA 2201-A Cup 2-D1DA 2207-A1A or A2A Boot
C3AZ	2221-A - (1 3/32" dia.cyl.) - consists of 2-D2AA 2201-AA Cup 2-0M 2207-A Boot	D1FZ	2221-A - (1" dia.cyl.) - consists of 2-C9AA 2201-B Cup 2-D12A 2207-AA Boot
C3OZ	2221-B - (1 1/8" dia.cyl.) - consists of 2-C3OZ 2201-C Cup 2-B8E 2207-A Boot	D1FZ	2221-B - (disc) - consists of 2-D12A 2B115-AA Seal 2-D12A 2207-BA Boot
C3OZ	2221-C - (1 1/16" dia.cyl.) - consists of 2-C3OZ 2201-D Cup 2-B8E 2207-A Boot	D2AZ	2221-A - (1 3/32" dia.cyl.) - consists of 2-D2AA 2201-AA Cup 1-D2AA 2205-AA Spring 2-0M 2207-A Boot 2-D2AA 2B508-AA Expander
C5SZ	2221-A - (disc) - consists of 4-C5SZ 2B115-B Seal 4-C5SZ 2207-A Boot	D2AZ	2221-B - (1 1/8" dia.cyl.) - consists of 2-D2AA 2201-BA Cup 1-D2AA 2205-AA Spring 2-0M 2207-A Boot 2-D2AA 2B508-AA Expander
C5TZ	2221-A - (1 1/16" dia.cyl.) - consists of 2-C4TZ 2201-A or C5AZ 2202-A Cup 2-C5TZ 2206-A Boot	D2DZ	2221-A - (1 1/8" dia.cyl.) - consists of 2-D2AA 2201-BA Cup 1-D2AZ 2204-A Expander 2-D1DA 2207-AA Boot
C5VY	2221-A - (disc) - consists of 4-C5SZ 2B115-B Seal 4-C5SZ 2A418-A Boot	D2FZ	2221-A - (1" dia.cyl.) - consists of 2-D2SA 2201-AA Cup 1-D2SA 2204-A Expander 2-D12A 2207-AA Boot
C5ZZ	2221-A - (disc) - consists of 4-C7ZZ 2B115-A Seal 4-C5ZZ 2206-A Boot	D2OZ	2221-A - (disc) - consists of 2-D2OA 2B115-A Seal 2-D3OA 2207-AA Boot
C7ZZ	2221-A - (disc) - consists of 4-C7ZZ 2B115-A Seal 4-C7ZZ 2207-A Boot		
C8AZ	2221-A - (disc) - consists of 2-C8AZ 2B115-A Seal 2-C8AZ 2207-A Boot		
C8OZ	2221-A - (disc) - consists of 2-C8OZ 2B115-A Seal 2-C8OZ 2207-A Boot		
C8UZ	2221-A - (1 1/8" dia.cyl.) - consists of 2-Cups 2-Boots		

2B221 TUBE ASSY. - FRONT BRAKE INTERMEDIATE

		Fitting-3/16"tube-3/8"-24	AR	87942-S8(I-20)
2B222 REINFORCEMENT - REAR BRAKE HOSE BRACKET				
66/67	B, X	Not replaced	1	★C6OZ 2B222-B
68/	B, X		1	C8OZ 2B222-A
66	B, X	Screw (to bracket)-No. 10-24 x 3/8"-tapping	1	40905-S7(U258)

2B224 RETAINER - BRAKE MASTER CYLINDER PUSH ROD

66/	A, B, F, L, P, U, X (manual brakes)		1	C7AZ 2B224-A
-----	-------------------------------------	--	---	--------------

2A238 VALVE - POWER BRAKE BOOSTER CONTROL

66/67	A(disc brakes)		1	C6AZ 2A238-A
-------	----------------	--	---	--------------

⑧ Replacement tubes except as indicated by part number are to be made from bulk tubing stock listed by size and part number under Basic Group 2269. Insulators are to be improvised from rubber hose, friction tape, etc., as required.

YEAR	MODEL	DESCRIPTION	QTY.	PART NUMBER
2240 BAFFLE - FRONT BRAKE GREASE				
65/70	B, F, X (10" brakes)		2	C2OZ 2240-A
71	B		2	
71/	F, L		2	
71/	P (6 cyl. 250 & 8 cyl.)-10" brakes		2	
2244 CLIP - BRAKE LINE				
65	S	Not replaced	AR	★B4A 2244-A
65/	A	Clip (rear brake tube connector to rear hose to frame)	3	356626-S32(GG22)
65/70	X	Clip (master cylinder to rear brake tube connector tube to underbody)	1	
65/66	A (drum brakes)	Clip (front brake tube to side member)	1	372323-S(GG154B)
66	A (disc brakes)		3	
66/	A (disc brakes)	Clip (master cylinder to rear brake hose to side member)	4	
65/	S	Clip (front brake tube to side member)	1	
65/66	S	Clip (master cylinder to rear brake hose to side member)	4	373744-S7-8 (GG163P)
65/70	X	Clip (brake tube to dash panel)	3	358360-S32(GG143)
65/	F		2or3	
67/	F	Clip(brake tube to floor pan & side member)	3	
67/	S	Right rear brake tube to axle	1	
67	A, S	Nut-spring (right rear brake tube to axle-1/4"-14	1	382071-S2 (MM276D)
65/70	X	Screw (R. H. front brake pipe clip to cross member)-No. 12-24 x 1"	1	26546-S7-8(U170B)
65/	A Spec. (4 & 6/B carb.), P/I(8 cyl.352,390,406,427)	Clip (right front brake tube to frame)	3	354417-S32(GG83)
65/	B	Clip assy. (brake tube to dash panel)	AR	376234-S100(GG95)
65/	B	Clip ass'y. (rear brake tube connector to rear brake hose to underbody)	2	
65/	B	Clip assy. (brake tube to underbody)	AR	373842-S100 (GG207)
65/70	X		1	
65	F		1	
65/	B, X	Grommet (front brake tube to fender apron)	2	354002-S(KK7)
65	F		1	
65/	F	Clip (rear brake tube & fuel line to crossmember)	1	379605-S8(GG234)
65/	F	Screw (clip to cross member)-5/16"-18 x 3/4"-tapping	1	39909-S7 (U269D)
66	B, X	Clip assy. (left front brake tube to fender apron)	1	375819-S100 (GG245)
66/	B, X	Clip assy. (master cylinder to rear brake hose to dash & floor pan)	2or3	
66	S	"Before 4/18/66" Clip (left front brake & fuel tank to pump tube to side rail)	1	380694-S(GG250)
65/66	S	Clip (L. H. front brake tube to side member)	1	375222-S8 (GG154D)
65/	S	Clip (rear brake line to underbody)	2	380374-S100 (GG241)
65/67	F	"Before 3/1/67"	2	
67	S	"From 2/1/67"	3	381877-S2(UU52AF)
68	A	Screw (right front brake tube clip to side member)-5/16"-18 x 3/4"-washer head	1	
		Screw (master cylinder to rear brake hose clip to frame)	1	
2B245 RETAINER - BRAKE MASTER CYLINDER FILLER CAP				
67/71	A(drum brakes)	5" opening	1	C7AZ 2B245-C
72	A(manual drum brakes)		1	
67/	F, P(drum brakes)		1	
67/71	B, X(drum brakes)		1	
67/71	A, B, S, X (disc brakes)	5 1/2" opening	1	C8OZ 2B245-A
67/	F(disc brakes)		1	
67/	U		1	
72	A(power drum or disc brakes)		1	D2AZ 2B245-A
72	B, S(disc brakes)	6" opening	1	D2OZ 2B245-A
71/	L	5 1/2" opening	1	D1FZ 2B245-A
2A246 PLUG - POWER BRAKE BOOSTER CHECK VALVE				
65/67	A		1	C1SS 2A246-A
2248 BOLT - REAR BRAKE BACKING PLATE				
65/70	A, S, U	1/2"-20 x 1 3/16"	8	C2AZ 2248-A
		Locknut-1/2"-20	8	34424-S7(M84)

YEAR	MODEL	DESCRIPTION	QTY.	PART NUMBER
2A248 BRACKET - POWER BRAKE BOOSTER MOUNTING				
65/67	X		1	C4DZ 2A248-A
2250 TUBE ASSY. - BRAKE SCOOP				
65/66	F(GT350)	3" diameter x 17" long	2	★S2MS 2250-A
69/70	F(GT350/500)-63		2	C9ZZ 2250-A
69/70	F(GT350/500)-76		2	C9ZZ 2250-B
@ 2B253 TUBE ASSY. - BRAKE MASTER CYLINDER OUTLET - REAR				
69/	U		1	C9TZ 2B253-A
		Nut-3/16" tube-9/16"-18	AR	351736-S36 (MM105H)
		Nut-3/16" tube-7/16"-24	AR	358609-S8(MM103)
		Nut-3/16" tube-1/2"-20	AR	375096-S36 (MM105F)
		Nut-3/16" tube-3/8"-24	AR	382967-S100 (MM102)
@ 2B255 TUBE ASSY. - REAR BRAKE HOSE TO VALVE				
67	S	Clip(to frame)	4	353491-S2(GG259)
67	S	'Before 12/17/66"	1	380694-S(GG250)
67	S	'From 12/17/66"	2	381919-S2(GG277)
67	S	'From 2/1/67"	1	381877-S2(UU52AF)
63	S	Clip (to L. H. side member)	1	372323-S(GG154B)
68	S	Clip (to frame)	4	381599-S2(GG260)
		Fitting-3/8" tube-3/8"-24	AR	87942-S8(I-20)
		Nut-3/16" tube-7/16"-24	AR	358609-S8(MM103)
		Nut-3/16" tube-3/8"-24	AR	382967-S100 (MM102)
		Nut-3/16" tube-9/16"-18	1	351736-S36 (MM105H)
2B257 VALVE - BRAKE PRESSURE DIFFERENTIAL - Also Refer to Group 2B091				
- A -				
67	A (drum brakes)		1	C7AZ 2B257-D
	A (disc brakes)		1	C7AZ 2B257-C
68	A (drum brakes)		1	C8AZ 2B257-B
	A (disc brakes) -except New York Taxi		1	C8AZ 2B257-A
	A (disc brakes) -New York Taxi -'Before 12/1/67"		1	
	A (disc brakes) -New York Taxi -'From 12/1/67"		1	C8AZ 2B257-C
69	A (drum brakes)		1	C9AZ 2B257-B
	A (manual disc brakes)		1	C9AZ 2B257-C
	A (power disc brakes)		1	C9AZ 2B257-A
70/71	A (drum brakes)		1	D0AZ 2B257-B
	A (disc brakes)		1	D0AZ 2B257-C
72	A (drum brakes)		1	D0AZ 2B257-B
	A (disc brakes)	3-way control valve - iron	1	D2AZ 2B257-A
	A (disc brakes)	2-way control valve - brass	1	D0AZ 2B257-C
- B -				
67	B (drum brakes)		1	C7OZ 2B257-C
	B (disc brakes)		1	C7OZ 2B257-D
68/69	B (drum brakes)		1	C8OZ 2B257-A
	B (disc brakes)		1	C8OZ 2B257-B
70/71	B (drum brakes)		1	D0OZ 2B257-B
	B (disc brakes)		1	D0OZ 2B257-C
72	B		1	D2OZ 2B257-A
- F -				
67	F (drum brakes)		1	C7ZZ 2B257-C
	F (Power Disc Brakes)		1	C7ZZ 2B257-D
68/69	F (drum brakes)		1	C8ZZ 2B257-B
	F (disc brakes)		1	C8ZZ 2B257-A
70/	F (drum brakes)		1	D0OZ 2B257-B
	F (disc brakes)		1	D0OZ 2B257-C
- L -				
71	L (drum brakes)		1	D0OZ 2B257-B
	L (disc brakes)		1	D1FZ 2B257-A
72	L (drum brakes)		1	D0OZ 2B257-B
	L (exc. 73) -disc brakes	'Before 1/17/72"	1	D1FZ 2B257-A
	L (exc. 73) -disc brakes	'From 1/17/72"	1	D2FZ 2B257-A
	L (73) -disc brakes		1	D0OZ 2B257-C

@ Replacement tubes except as indicated by part number are to be made from bulk tubing stock listed by size and part number under Basic Group 2269. Insulators are to be improvised from rubber hose, friction tape, etc., as required.

YEAR	MODEL	DESCRIPTION	QTY.	PART NUMBER
2B257 VALVE - BRAKE PRESSURE DIFFERENTIAL - continued. Also Refer to Group 2B091				
- P -				
70	P	"Before 7/14/69"	1	D0DZ 2B257-A
	P	"From 7/14/69"	1	D0DZ 2B257-C
71/	P		1	D0DZ 2B257-C
- S -				
67	S		1	C7SZ 2B257-B
68/69	S		1	C8SZ 2B257-A
70/71	S		1	D0AZ 2B257-C
72	S	3-way control valve-iron	1	D2AZ 2B257-A
- U -				
67	U		1	C7TZ 2B257-B
68/	U		1	C8TZ 2B257-B
- X -				
67	X (drum brakes)		1	C7OZ 2B257-C
	X (disc brakes)		1	C7OZ 2B257-D
68/70	X (drum brakes)		1	C8OZ 2B257-A
	X (disc brakes)		1	C8OZ 2B257-B
72	B	Bolt (to bracket)-5/16"-18 x 1 5/8" Hex. hd.	2	383420-S100 (BB428WK)
67/	A, S	Screw (to frame)-5/16"-18 x 3/4"-washer head	1	381877-S2(UU52AF)
2259-60 DUCT - BRAKE SCOOP				
65/66	F (GT350)	Inlet-not replaced Outlet-not replaced	2	★S2MS 2259-A
69/70	F(GT 350/500)-63	R, H. -use with C9ZZ 2250-A L, H. -use with C9ZZ 2250-A	2 1 1	★S2MS 2260-A C9ZZ 2260-A C9ZZ 2260-B
2B260 BRACKET - BRAKE PRESSURE DIFFERENTIAL VALVE				
72	A		1	D2AZ 2B260-A
	B, S		1	D2OZ 2B260-A
2261-2 CYLINDER ASSY. - REAR BRAKE- Also refer to Group 2061-2				

IDENTIFICATION CHART

DIAMETER (INCHES)	● IDENTIFICATION	PART NUMBER	DIAMETER (INCHES)	● IDENTIFICATION	PART NUMBER
23/32	1B	D1FZ 2261-A	29/32	1R	C5DZ 2261-B
23/32	1W-1OR	D2FZ 2261-A	29/32	1W-1OR	D2ZZ 2262-B
13/16	1G-1W	D3TZ 2261-C	29/32	2W	C3OZ 2261-B
13/16	1G-1W	D3TZ 2262-C	29/32	2W	★C3OZ 2262-B
13/16	1OR	C3DZ 2261-A			r/b D2ZZ 2262-B
13/16	2OR	C1UZ 2261-A	15/16	1G-1OR	D1AZ 2261-A
13/16	2OR	D3TZ 2261-E	15/16	1G-1OR	D1AZ 2262-A
13/16	2OR	D3TZ 2262-E	15/16	2BR	★C2VY 2261-A
13/16	1W	C7ZZ 2262-A			r/b C7AZ 2261-C
			15/16	2BR	★C2VY 2262-A
27/32	1B	C5DZ 2261-A			r/b C7AZ 2262-C
27/32	1B-1OR	D2DZ 2261-A	15/16	2G	C7AZ 2261-C
27/32	1B-1OR	D2DZ 2261-B	15/16	2G	C7AZ 2262-C
27/32	1B-1OR	D2DZ 2262-A	15/16	1OR-1Y	D2OZ 2261-B
27/32	2R	C3OZ 2261-C	15/16	1OR-1Y	D2OZ 2262-B
27/32	2R	C3OZ 2262-C	15/16	1Y-1W	D2OZ 2261-A
27/32	2R	D1DZ 2261-A	15/16	1Y-1W	D2OZ 2262-A
27/32	2R	★D1DZ 2262-A	31/32	1GR	★C5AZ 2261-A
		r/b D2DZ 2262-A			r/b D0OZ 2261-A
			31/32	1GR	★C5AZ 2262-A
7/8	1BR-1OR	D2ZZ 2261-A			r/b D0OZ 2262-A
7/8	1BR-1OR	D2ZZ 2262-A	31/32	2G	D0OZ 2261-A
7/8	1G-1OR	D2FZ 2261-C	31/32	2G	D0OZ 2262-A
7/8	2G	★C6OZ 2261-A	1	1R-1OR	D3OZ 2261-D
		r/b D2ZZ 2261-A	1	1R-1OR	D3OZ 2262-D
7/8	2G	★C6OZ 2262-A	1	2Y	C9AZ 2261-A
		r/b D2ZZ 2262-A	1	2Y	C9AZ 2262-A

2261-2 CYLINDER ASSY. - REAR BRAKE - continued - Also refer to Group 2061-2

MODEL APPLICATION

YEAR	MODEL	LOCATION	DIAMETER (Inches)	QTY.	PART NUMBER	
					CYLINDER ASSY.	REPAIR KIT
- A -						
65/66	A	R. H.	7/8	1	★♦C6OZ 2261-A ◇D2ZZ 2261-A	♦C6OZ 2128-A ◇D2ZZ 2128-A
		L. H.		1	★♦C6OZ 2262-A ◇D2ZZ 2262-A	♦C6OZ 2128-A ◇D2ZZ 2128-A
67/68	A	R. H.	31/32	1	D0OZ 2261-A D0OZ 2262-A	C5AZ 2128-A C5AZ 2128-A
		L. H.	15/16	1	C7AZ 2261-C C7AZ 2262-C	C3OZ 2128-A C3OZ 2128-A
69/70	A	R. H.	31/32	1	D0OZ 2261-A D0OZ 2262-A	C5AZ 2128-A C5AZ 2128-A
		L. H.	15/16	1	C7AZ 2261-C C7AZ 2262-C	C3OZ 2128-A C3OZ 2128-A
71	A	R. H.	1	1	C9AZ 2261-A C9AZ 2262-A	C9AZ 2128-B C9AZ 2128-B
		L. H.	15/16	1	D1AZ 2261-A D1AZ 2262-A	C3OZ 2128-A C3OZ 2128-A
72	A	R. H.	15/16	1	D1AZ 2261-A D1AZ 2262-A	D2OZ 2128-B D2OZ 2128-B
		L. H.		1		
- B -						
65	B(Taxi)	R. H.	27/32	1	C3OZ 2261-C C3OZ 2262-C	C3OZ 2128-C C3OZ 2128-C
		L. H.	29/32	1	C3OZ 2261-B ★♦C3OZ 2262-B ◇D2ZZ 2262-B	C3OZ 2128-B ♦C3OZ 2128-B ◇D2ZZ 2128-B
66/69	B	R. H.	15/16	1	C7AZ 2261-C C7AZ 2262-C	C3OZ 2128-A C3OZ 2128-A
		L. H.	7/8	1	★♦C6OZ 2261-A ◇D2ZZ 2261-A	♦C6OZ 2128-A ◇D2ZZ 2128-A
70/71	B(except 66, 71)-10" x 2" brakes	R. H.		1	★♦C6OZ 2262-A ◇D2ZZ 2262-A	♦C6OZ 2128-A ◇D2ZZ 2128-A
		L. H.	29/32	1	C3OZ 2261-B ★♦C3OZ 2262-B ◇D2ZZ 2262-B	C3OZ 2128-B ♦C3OZ 2128-B ◇D2ZZ 2128-B
72	B(53, 63, 65-exc. P/C)-10" x 2" brakes- "Before 1/15/72"	R. H.	1	1	D0OZ 2261-A D0OZ 2262-A	C5AZ 2128-A C5AZ 2128-A
		L. H.	15/16	1	D3OZ 2261-D D3OZ 2262-D	D2SZ 2128-A D2SZ 2128-A
70/71	B(66, 71)-10" x 2", 10" x 2 1/2" brakes	R. H.	15/16	1	C7AZ 2261-C C7AZ 2262-C	C3OZ 2128-A C3OZ 2128-A
		L. H.	29/32	1	C3OZ 2261-B ★♦C3OZ 2262-B ◇D2ZZ 2262-B	C3OZ 2128-B ♦C3OZ 2128-B ◇D2ZZ 2128-B
72	B(53, 63, 65-exc. P/C)-6 cyl. & 8 cyl. 302 & 10" x 2" brakes "From 1/15/72"	R. H.	15/16	1	D2OZ 2261-B	D3OZ 2128-A
		L. H.	15/16	1	D2OZ 2262-B	D3OZ 2128-A
72	B(53, 63, 65-exc. P/C)-8 cyl. 351, 400, 429 & 10" x 2 1/2" brakes "From 1/15/72"	R. H.	15/16	1	★♦D2OZ 2261-A ◇D3OZ 2261-C	♦D2OZ 2128-B ◇D3OZ 2128-A
		L. H.	15/16	1	★♦D2OZ 2262-A ◇D3OZ 2262-C	♦D2OZ 2128-B ◇D3OZ 2128-A
72	B(53, 65-P/C)-11" x 2 1/4" brakes- "Before 1/15/72"	R. H.	15/16	1	★♦D2OZ 2261-B ◇D3OZ 2261-C	♦D3OZ 2128-A ◇D3OZ 2128-A
		L. H.	15/16	1	★♦D2OZ 2262-B ◇D3OZ 2262-C	♦D3OZ 2128-A ◇D3OZ 2128-A
72	B(53, 65-P/C)-11" x 2 1/4" brakes- "From 1/15/72"	R. H.	15/16	1	★♦D2OZ 2261-B ◇D3OZ 2261-C	♦D3OZ 2128-A ◇D3OZ 2128-A
		L. H.	15/16	1	★♦D2OZ 2262-B ◇D3OZ 2262-C	♦D3OZ 2128-A ◇D3OZ 2128-A

♦ Original

◇ Service replacement

FORD CAR PARTS

SECTION 22

9

2261-2 CYLINDER ASSY. - REAR BRAKE - continued - Also refer to Group 2061-2

YEAR	MODEL	LOCATION	DIAMETER (Inches)	QTY.	PART NUMBER			
					CYLINDER ASSY.	REPAIR KIT		
- B -								
72	B(71)-6 cyl. & 8 cyl. 302 & 10" x 2" brakes- "Before 1/15/72"	R.H.	1	1	D3OZ 2261-D	D2SZ 2128-A		
		L.H.		1	D3OZ 2262-D	D2SZ 2128-A		
	B(71)-6 cyl. & 8 cyl. 302 & 10" x 2" brakes- "From 1/15/72"	R.H.	15/16	1	D2OZ 2261-B	D3OZ 2128-A		
		L.H.		1	D2OZ 2262-B	D3OZ 2128-A		
	B(71)-8 cyl. 351, 400, 429 & 10" x 2 1/2" brakes	R.H.	1	1	D3OZ 2261-D	D2SZ 2128-A		
		L.H.		1	D3OZ 2262-D	D2SZ 2128-A		
	B(97)-10" x 2", 10" x 2 1/2" brakes- "Before 1/15/72"	R.H.	1	1	D3OZ 2261-D	D2SZ 2128-A		
		L.H.		1	D3OZ 2262-D	D2SZ 2128-A		
	B(97)-10" x 2", 10" x 2 1/2" brakes- "From 1/15/72"	R.H.	15/16	1	D2OZ 2261-B	D3OZ 2128-A		
		L.H.		1	D2OZ 2262-B	D3OZ 2128-A		
	- F -							
	65/66	F(1965)	R.H.	13/16	1	C3DZ 2261-A	C0DZ 2128-A	
L.H.				1	C3DZ 2261-A	C0DZ 2128-A		
F(6 cyl.)-1965		R.H.	29/32	1	C5DZ 2261-B	C5DZ 2128-A		
		L.H.		1	C5DZ 2261-B	C5DZ 2128-A		
F(6cyl.)		R.H.	27/32	1	C5DZ 2261-A	C5DZ 2128-B		
		L.H.		1	C5DZ 2261-A	C5DZ 2128-B		
F(1966)		R.H.	7/8	1	★C6OZ 2261-A ◇D2ZZ 2261-A	◆C6OZ 2128-A ◇D2ZZ 2128-A		
		L.H.		1	★C6OZ 2262-A ◇D2ZZ 2262-A	◆C6OZ 2128-A ◇D2ZZ 2128-A		
F(8 cyl.)		R.H.	29/32	1	C3OZ 2261-B	C3OZ 2128-B		
		L.H.		1	★C3OZ 2262-B ◇D2ZZ 2262-B	◆C3OZ 2128-B ◇D2ZZ 2128-B		
67/69		F (8 cyl. 390-4/B)-1967/68	R.H.	13/16	1	C7ZZ 2262-A	C1UZ 2128-A	
			L.H.		1	C7ZZ 2262-A	C1UZ 2128-A	
	F(6 cyl.)	R.H.	27/32	1	C5DZ 2261-A	C5DZ 2128-B		
		L.H.		1	C5DZ 2261-A	C5DZ 2128-B		
	F(8 cyl. 289-4/B-GT)	R.H.	7/8	1	★C6OZ 2262-A ◇D2ZZ 2262-A	◆C6OZ 2128-A ◇D2ZZ 2128-A		
		L.H.		1	★C6OZ 2262-A ◇D2ZZ 2262-A	◆C6OZ 2128-A ◇D2ZZ 2128-A		
	F	R.H.	7/8	1	★C6OZ 2261-A ◇D2ZZ 2261-A	◆C6OZ 2128-A ◇D2ZZ 2128-A		
		L.H.		1	★C6OZ 2262-A ◇D2ZZ 2262-A	◆C6OZ 2128-A ◇D2ZZ 2128-A		
	70	F(6 cyl. 200)	R.H.	27/32	1	C5DZ 2261-A	C5DZ 2128-B	
			L.H.		1	C5DZ 2261-A	C5DZ 2128-B	
		F(6 cyl. 250, 8 cyl. 302)	R.H.	7/8	1	★C6OZ 2261-A ◇D2ZZ 2261-A	◆C6OZ 2128-A ◇D2ZZ 2128-A	
			L.H.		1	★C6OZ 2262-A ◇D2ZZ 2262-A	◆C6OZ 2128-A ◇D2ZZ 2128-A	
F(8 cyl. 351, 428)		R.H.	29/32	1	★C3OZ 2262-B ◇D2ZZ 2262-B	◆C3OZ 2128-B ◇D2ZZ 2128-B		
		L.H.		1	★C3OZ 2262-B ◇D2ZZ 2262-B	◆C3OZ 2128-B ◇D2ZZ 2128-B		
71		F(6 cyl. & 8 cyl. 302-2/B)-10" x 1 3/4" brakes	R.H.	7/8	1	★C6OZ 2261-A ◇D2ZZ 2261-A	◆C6OZ 2128-A ◇D2ZZ 2128-A	
			L.H.		1	★C6OZ 2262-A ◇D2ZZ 2262-A	◆C6OZ 2128-A ◇D2ZZ 2128-A	
		F(Boss 302, 8 cyl. 351, 429)-10" x 2" brakes	R.H.	29/32	1	★C3OZ 2262-B ◇D2ZZ 2262-B	◆C3OZ 2128-B ◇D2ZZ 2128-B	
			L.H.		1	★C3OZ 2262-B ◇D2ZZ 2262-B	◆C3OZ 2128-B ◇D2ZZ 2128-B	

◆ Original ◇ Service replacement

May, 1975

COPYRIGHT © 1975 -

FORD MOTOR COMPANY

- DEARBORN, MICHIGAN

FINAL ISSUE

2261-2 CYLINDER ASSY. - REAR BRAKE - continued - Also refer to Group 2061-2

YEAR	MODEL	LOCATION	DIAMETER (Inches)	QTY.	PART NUMBER	
					CYLINDER ASSY.	REPAIR KIT
- F -						
72	F(6 cyl. & 8 cyl. 302)-10" x 1 3/4" brakes	R.H.	7/8	1	D2ZZ 2261-A	D2ZZ 2128-A
		L.H.		1	D2ZZ 2262-A	D2ZZ 2128-A
	F(8 cyl. 351,429)-10" x 2" brakes	R.H.	29/32	1	D2ZZ 2262-B	D2ZZ 2128-B
		L.H.		1	D2ZZ 2262-B	D2ZZ 2128-B
- L -						
71	L(9" x 1 1/2" brakes)	R.H.	23/32	1	D1FZ 2261-A	D1FZ 2128-A
		L.H.		1	D1FZ 2261-A	D1FZ 2128-A
72	L(exc.73)-9" x 1 1/2" brakes	R.H.	23/32	1	D2FZ 2261-A	D2FZ 2128-A
		L.H.		1	D2FZ 2261-A	D2FZ 2128-A
	L(73)-9" x 1 3/4" brakes	R.H.	7/8	1	D2FZ 2261-C	D2FZ 2128-C
		L.H.		1	D2FZ 2261-C	D2FZ 2128-C
- P -						
70	P(6 cyl.)-9" x 1 1/2" brakes	R.H.	27/32	1	C5DZ 2261-A	C5DZ 2128-B
		L.H.		1	C5DZ 2261-A	C5DZ 2128-B
71	P(6 cyl.)-9" x 1 1/2" brakes	R.H.	27/32	1	C5DZ 2261-A	C5DZ 2128-B
		L.H.		1	C5DZ 2261-A	C5DZ 2128-B
	P(6 cyl. 250 & 8 cyl.)-10" x 1 3/4" brakes	R.H.	27/32	1	★D1DZ 2261-A r/b D2DZ 2261-A	C3OZ 2128-C
		L.H.		1	★D1DZ 2262-A ◇D2DZ 2262-A	◆C3OZ 2128-C ◇D2DZ 2128-A
72	P(6 cyl.-exc.6 cyl.250 w/d 70 x 14 tires)- 9" x 1 1/2" brakes	R.H.	27/32	1	D2DZ 2261-B	D2DZ 2128-B
		L.H.		1	D2DZ 2261-B	D2DZ 2128-B
	P(6 cyl.250 w/d 70 x 14 tires & 8 cyl.)- 10 x 1 3/4" brakes	R.H.	27/32	1	D2DZ 2261-A	D2DZ 2128-A
		L.H.		1	D2DZ 2262-A	D2DZ 2128-A
- S -						
65/70	S	R.H.	15/16	1	C7AZ 2261-C	C3OZ 2128-A
		L.H.		1	C7AZ 2262-C	C3OZ 2128-A
71	S	R.H.	15/16	1	D1AZ 2261-A	C3OZ 2128-A
		L.H.		1	D1AZ 2262-A	C3OZ 2128-A
72	S	R.H.	1	1	D3OZ 2261-D	D2SZ 2128-A
		L.H.		1	D3OZ 2262-D	D2SZ 2128-A
- U -						
66/72	U(10" x 2 1/2", 11" x 1 3/4" brakes) "Before Ser. P40,001"	R.H.	13/16	1	C1UZ 2261-A	C1UZ 2128-A
		L.H.		1	C7ZZ 2262-A	C1UZ 2128-A
72	U(10" x 2 1/2" brakes) "From Ser. P40,001"	R.H.	13/16	1	D3TZ 2261-E	D3UZ 2128-A
		L.H.		1	D3TZ 2262-E	D3UZ 2128-A
	U(11" x 1 3/4" brakes) "From Ser. P40,001"	R.H.	13/16	1	D3TZ 2261-C	D3UZ 2128-B
		L.H.		1	D3TZ 2262-C	D3UZ 2128-B
- X -						
65/68	X(54, 62, 63, 65)-6 cyl.	R.H.	27/32	1	C5DZ 2261-A	C5DZ 2128-B
		L.H.		1	C5DZ 2261-A	C5DZ 2128-B
	X(59, 66, 71, 76, 78)-6 cyl. -1965	R.H.	29/32	1	C5DZ 2261-B	C5DZ 2128-A
		L.H.		1	C5DZ 2261-B	C5DZ 2128-A
	X(8 cyl.)	R.H.	29/32	1	C3OZ 2261-B	C3OZ 2128-B
		L.H.		1	★C3OZ 2262-B ◇D2ZZ 2262-B	◆C3OZ 2128-B ◇D2ZZ 2128-B
	X	R.H.	15/16	1	C7AZ 2261-C	C3OZ 2128-A
		L.H.		1	C7AZ 2262-C	C3OZ 2128-A
69/70	X(54, 62, 63, 65)-6 cyl.	R.H.	27/32	1	C5DZ 2261-A	C5DZ 2128-B
		L.H.		1	C5DZ 2261-A	C5DZ 2128-B
	X(1969)	R.H.	7/8	1	★C6OZ 2261-A ◇D2ZZ 2261-A	◆C6OZ 2128-A ◇D2ZZ 2128-A
		L.H.		1	★C6OZ 2262-A ◇D2ZZ 2262-A	◆C6OZ 2128-A ◇D2ZZ 2128-A
	X	R.H.	15/16	1	C7AZ 2262-C	C3OZ 2128-A
		L.H.		1	C7AZ 2262-C	C3OZ 2128-A

◆ Original

◇ Service replacement

YEAR	MODEL	DESCRIPTION	QTY.	PART NUMBER
2261-2 CYLINDER ASSY. - REAR BRAKE - continued				
65/66	A	Bolt (cylinder to carrier plate)-5/16"-18 x 1/2"	4	20310-S8(B48)
65/	B, S		4	
65/70	X (10" x 1 3/4" brakes)		4	
65/	F (8 cyl.)-10" x 1 3/4" brakes		4	
		Lockwasher-5/16"		34941-S7
65/70	X	Screw & washer (cylinder to carrier plate)-	4	42741-S7-8(U2)
65/69	F (6 cyl.)	1/4"-20 x 3/8"	4	
67	A		4	
70/	A, B, F, P, U, X	Screw & washer (cylinder to carrier plate)-	4	383755-S2
		5/16"-18 x 1/2"		(BB574CD)
@ 2263-4 TUBE ASSY. - FRONT BRAKE				
		Fitting-3/16" tube-3/8"-24	AR	87942-S8(I-20)
		Nut-3/16" tube 3/8"-24	AR	382967-S100
				(MM102)
		Nut-3/16" tube-7/16"-24	AR	358609-S8(MM103)
		Nut-3/16" tube-1/2"-20	AR	375096-S36
				(MM105F)
2B264 SWITCH - BRAKE PRESSURE DIFFERENTIAL VALVE WARNING LAMP				
67	A, B, F, S, U, X		1	C7AZ 2B264-A
68/69	A, B, F, S, X		1	C8AZ 2B264-A
68/	U		1	
70	P	"Before 7/14/69"	1	
70/	A, B, F, L, S, X		1	D0AZ 2B264-A
70/	P	"From 7/14/69"	1	
@ 2-2264 TUBE ASSY. - BRAKE MASTER CYLINDER TO FRONT BRAKE CONNECTOR				
@ 2265 TUBE ASSY. - BRAKE MASTER CYLINDER TO REAR BRAKE HOSE				
		Clip (tube to front C/M)-3/4" x 1 5/16"	AR	383369-S
				(GG163YH)
		Clip (tube to floor pan)-3/4" x 1 5/16"	AR	383368-S2
				(GG163YM)
		Clip (tube to underbody)-3/4" x 1 5/8"	AR	352605-S8
				(GG149)
		Clip (tube to frame side rail)-5/8" x 1 1/2"	AR	381599-S2
				(GG260)
		Fitting-3/16" tube-3/8"-24	AR	87942-S8(I-20)
		Nut-3/16" tube-3/8"-24	AR	382967-S100
				(MM102)
		Nut-3/16" tube-7/16"-24	AR	358609-S8(MM103)
		Nut-3/16" tube-1/2"-20	AR	375096-S36
				(MM105F)
		Nut-3/16" tube-9/16"-18	AR	351736-S36
				(MM105H)
72	A, B, S	Screw (tube to frame)-5/16"-18 x 3/4" hex. hd.	AR	381877-S2
				(UU52AF)
72	L, P	Screw (retain clip to underbody)-1/4"-14 x 1/2"	AR	55981-S2
		hex. hd.		(UU254E)
2265 TUBE ASSY. - BRAKE and FUEL LINE - INCLUDES FLARED ENDS and FITTINGS				
65/	A, B, F, L, P, S, U, X	3/16" x 12"-steel	AR	B6A 2265-AA
	A, B, F, L, P, S, U, X	3/16" x 20"-steel	AR	B6A 2265-AB
	A, B, F, L, P, S, U, X	3/16" x 30"-steel	AR	B6A 2265-AC
	A, B, F, L, P, S, U, X	3/16" x 40"-steel	AR	B6A 2265-AD
	A, B, F, L, P, S, U, X	3/16" x 51"-steel	AR	B6A 2265-AE
	A, B, F, L, P, S, U, X	3/16" x 60"-steel	AR	B6A 2265-AF
	A, B, F, L, P, S, U, X	1/4" x 12"-steel	AR	B6A 2265-BA
	A, B, F, L, P, S, U, X	1/4" x 20"-steel	AR	B6A 2265-BB
	A, B, F, L, P, S, U, X	1/4" x 30"-steel	AR	B6A 2265-BC
	A, B, F, L, P, S, U, X	1/4" x 40"-steel		B6A 2265-BD
	A, B, F, L, P, S, U, X	1/4" x 51"-steel		B6A 2265-BE

@ Replacement tubes except as indicated by part number are to be made from bulk tubing stock listed by size and part number under basic group 2269. Insulators are to be improvised from rubber hose, friction tape, etc., as required.
 May, 1975

YEAR	MODEL	DESCRIPTION	QTY.	PART NUMBER
2B266 CLIP - BRAKE PRESSURE CONTROL VALVE RETAINER				
68/70	B, X(disc brakes)		1	C8OZ 2B266-A
68/70	F(disc brakes)		1	C8ZZ 2B266-A
@ 2267-8 TUBE ASSY. - REAR BRAKE				
		Fitting-3/16" tube-3/8"-24	AR	87942-S8(I-20)
		Nut-3/16" tube-7/16"-24	AR	358609-S8(MM103)
		Nut-3/16" tube-1/2"-20	AR	375096-S36 (MM105F)
		Nut-3/16" tube-3/8"-24	AR	382967-S100 (MM102)
72	A, B, S	Screw (tube to rear axle)-5/16"-18 x 3/4" - hex. hd.	AR	381877-S2 (UU52AF)
2269 TUBING - BRAKE and FUEL LINE				
65/	A, B, F, L, P, S, U, X	3/16" O.D. -steel-supplied in 25 ft. rolls		8C 2269-B
	A, B, F, L, P, S, U, X	1/4" O.D. -steel-supplied in 25 ft. rolls		91A 2269
	A, B, F, L, P, S, U, X	5/16" O.D. -steel-supplied in 25 ft. rolls		8C 2269-A
	A, B, F, L, P, S, U, X	3/8" O.D. -steel-supplied in 25 ft. rolls		B7Q 2269-A
	A, B, F, L, P, S, U, X	1/4" O.D. -copper-supplied in 25 ft. rolls		8QH 2269-D
	A, B, F, L, P, S, U, X	3/8" O.D. -copper-supplied in 25 ft. rolls		8QH 2269-A
	A, B, F, L, P, S, U, X	1/2" O.D. -copper-supplied in 25 ft. rolls		8QH 2269-B
	A, B, F, L, P, S, U, X	5/8" O.D. -copper-supplied in 15 ft. lengths		8QH 2269-C
	A, B, F, L, P, S, U, X	Nut-5/8"-18-use with B7Q 2269-A & 8QH 2269-A		87945-S8(I-23)
@ 2B269 TUBE ASSY. - FRONT BRAKE TUBE TO DIFFERENTIAL VALVE				
67/	B, F	Clip (to dash panel)	3	381676-S32 (GG163B)
70	B	Clip (to steering column reinf.)-3/16"	1	383908-S2 (GG163YS)
68	B, X	Clip (to dash panel)	1	382200-S2(GG284)
72	L - 4 cyl. 98 (1600 CC)	Clip (tube to no.2 crossmember)-3/4" x 1 5/16"	3	383368-S2 (GG163YM)
72	L - 4 cyl. 122 (2000 CC)	Clip (tube to no.2 crossmember)-1/2" x 1 1/8"	3	377774-S(GG270)
72	P	Clip (tube to dash panel)	1	
72	P	Clip (tube to dash panel)-3/4" x 1 5/16"	AR	383368-S2 (GG163YM)
		Fitting-3/16" tube-3/8"-24	AR	87942-S8(I-20)
		Nut-3/16" tube-1/2"-20	AR	375096-S36 (MM105F)
		Nut-3/16" tube-3/8"-24	AR	382967-S100 (MM102)
		Nut-3/16" tube-7/16"-24	AR	358609-S36 (MM103)
72	P	Screw (tube to dash panel & fender apron)- 1/4" - 14 x 1/2" hex. hd.	AR	55981-S2 (UU254E)
72	P	Union - 3/16" tube	1	383057-S(II61X)
2270 HOSE - BRAKE LINE				
65/70	A	Use with bulk tubing & 1/2" O.D. nuts	AR	B8T 2270-A
@ 2-2272 TUBE ASSY. - FRONT BRAKE FITTING TO CONNECTOR				
2B274 VALVE ASSY. - BRAKE SPEED CONTROL RETARD				
67/68	S		1	C7SZ 2B274-A
2A275 BRACKET - BRAKE TUBE SUPPORT				
66	U(8 cyl. 289)	Not replaced	1	★C6TZ 2A275-A
67/	U	7 3/4" long	1	C7TZ 2A275-C
2B275 PLATE - POWER BRAKE BOOSTER BODY END				
66	A	Not replaced	1	★C6AZ 2B275-A

@ Replacement tubes except as indicated by part number are to be made from bulk tubing stock listed by size and part number under basic group 2269. Insulators are to be improvised from rubber hose, friction tape, etc., as required.

FORD CAR PARTS

YEAR	MODEL	DESCRIPTION	QTY.	PART NUMBER
2B276 ADAPTER - BRAKE PRESSURE DIFFERENTIAL VALVE CONNECTOR				
67	A, B, F, X(Power Disc Brakes)		1	C7AZ 2B276-C
67	A, B, F, X(drum brakes)		1	C7AZ 2B276-D
67	S		1	
68/69	A, B, F, X (drum brakes)	3/8"-24 bolt hole	1	C7AZ 2B276-F
70	P (drum brakes) "Before 7/14/69"		1	
70	A, S	Serviced in 2B257	1	* 2B276
70	B, F, X (drum brakes)		1	
70	P (drum brakes) "From 7/14/69"		1	
70	B, F (disc brakes)			
2B277 RETAINER - BRAKE PEDAL SHAFT				
68/	A, B, L, P, X		1	C8AZ 2B277-A
68/70	F		1	
71/	F		1	D1ZZ 2B277-A
2282 HOSE - REAR BRAKE				
- A -				
65/66	A	13 3/16" long-includes connector	1	C6AZ 2282-A
67/68	A (with axle-tagged WER) "Before 1/3/67"	10 5/8" long-includes connector	1	C7AZ 2282-B
	A (with axle-tagged WER)- "From 1/3/67"	10 5/8" long-includes connector	1	C7AZ 2282-C
	A(except axle tagged WER)		1	C7SZ 2282-B
69/70	A (except axle tagged WER)		1	C7SZ 2282-B
	A (with axle tagged WER)		1	C9AZ 2282-A
71/	A (except axle tagged WER)	9 7/8" long-includes connector -# D1AA 2A448-AA	1	D1AZ 2282-A
	A (with axle tagged WER)	9 7/8" long-includes connector -# D1AA 2A448-BB	1	D1AZ 2282-B
- B -				
65	B(except 289-4/B)	15" long	1	B7AZ 2078-A
	B(289-4B)	17 3/16" long	1	C4OZ 2282-B
66	B(except 71)	17 1/8" long	1	C6OZ 2282-D
	B(71)	15 1/8" long-includes connector - #Yellow paint	1	C6OZ 2282-C
67/68	B(66,71)	15 1/8" long-includes connector - #Yellow paint	1	C7OZ 2282-A
67/68	B(except 54, 62, 63-6 cyl., 66 & 71)	17 1/8" long-includes connector	1	C7OZ 2282-B
67	B(54, 62, 63)-6 cyl. "Before 4/3/67"		1	
67/68	B(54, 62, 63)-6 cyl. "From 4/3/67"	Includes connector	1	C7OZ 2282-C
69/71	B(except 66 & 71)	17 1/8" long-includes connector	1	C7OZ 2282-B
	B(66, 71)	15 1/8" long-includes connector	1	C7OZ 2282-A
72	B(8" ring gear)	11 5/8" long-includes connector	1	D2OZ 2282-A
	B(9" ring gear)		1	D2OZ 2282-B
- F -				
65/66	F (6 cyl.)	13 1/2" long-includes connector	1	C5ZZ 2282-B
	F (8 cyl. 260, 289-2B)	14 1/2" long-includes connector	1	C5ZZ 2282-A
	F (8 cyl. 289-4B)-Special	13 7/16" long-includes connector	1	C5ZZ 2282-D
	F (8 cyl. 289-4B)-premium fuel	13 7/16" long-includes connector	1	C5ZZ 2282-E
67	F	11 3/4" long-includes connector	1	C7ZZ 2282-A
68/69	F(except Boss 302, 8 cyl. 428CJ)	11 3/4" long-includes connector	1	C7ZZ 2282-A
68/69	F (8 cyl. 428CJ)	11 7/8" long-includes connector - #	1	C9ZZ 2282-A
69	F (Boss 302)	C9ZA 2A448-A	1	
70	F	10 3/4" long-includes connector-# D0ZA 2A448-B	1	D0ZZ 2282-A
71/	F	10 3/4" long-includes connector	1	D1ZZ 2282-A
- L -				
71/	L	12 3/8" long-includes connector	1	D0DZ 2282-C
- P -				
70	P (6 cyl.)	12 3/8" long-includes connector	1	D0DZ 2282-C
71/	P (6 cyl.)-9" brakes	12 3/8" long-includes connector	1	D0DZ 2282-C
	P (6 cyl. 250 & 8 cyl.)-10" brakes	10 5/8" long-includes connector	1	D0DZ 2282-B

Identification marking

May, 1975

COPYRIGHT © 1975 —

FORD MOTOR
COMPANY

— DEARBORN, MICHIGAN

FINAL ISSUE

YEAR	MODEL	DESCRIPTION	QTY.	PART NUMBER
2282 HOSE - REAR BRAKE - continued				
- S -				
65/66	S	13 5/32" long-includes connector	1	C4SZ 2282-A
67/70	S		1	C7SZ 2282-B
71	S	9 7/8" long-includes connector -# D1AA 2A448-AA	1	D1AZ 2282-A
72	S(9", 9 3/8" ring gear)		1	D2OZ 2282-B
- U -				
66/	U	14 1/8" long	1	C6TZ 2282-B
- X -				
65	X	15" long	1	B7AZ 2078-A
66	X(except 66, 71)	12 3/4" long-includes connector -#Green paint	1	C6DZ 2282-B
	X(66,71)	15 1/8" long-includes connector -#Yellow paint	1	C6OZ 2282-C
67/70	X(except 71)	12 3/4" long-includes connector -#Green paint	1	C7DZ 2282-A
	X(71)	15 1/8" long-includes connector -#Yellow paint	1	C7OZ 2282-A
67/	A (6 cyl. & 8 cyl. 289)	Nut (attach hose & tube assy. to cyl.)- 7/16"-24 x 7/16"-5/16"	2	358609-S8(MM103)
65/	F	Lockwasher (connector to axle)-7/16"	1	34808-S8(X-67)
71	L	Screw & washer-hex.head (hose to axle)- 9/16"-18 x 1 1/4"	1	384510-S(BB567F)
65/	S	Bolt (hose to axle)-5/16"-18 x 1/2"	1	20310-S8(B48)
		Lockwasher-5/16"		34806-S7(X64)
2284-5 LINING - REAR BRAKE SHOE - Serviced in 2007 Kits				
2B292-3 PLATE - FRONT DISC BRAKE CALIPER ANCHOR				
68/	A	R. H.	1	C8AZ 2B292-A
		L. H.	1	C8AZ 2B293-A
68/71	B,X	R. H.	1	C8OZ 2B292-A
		L. H.	1	C8OZ 2B293-A
72	B(53, 63, 65, 71, 97-exc.P/C & Taxi)	R. H.	1	D2OZ 2B292-A
	B(53, 63, 65-P/C & Taxi)-6 cyl. & 8 cyl. 302	R. H.	1	
		L. H.	1	D2OZ 2B293-A
	B(53, 63, 65-P/C & Taxi)-8 cyl. 351, 400, 429	R. H.	1	D2SZ 2B292-A
		L. H.	1	D2SZ 2B293-A
69/	F	R.H.	1	C8OZ 2B292-A
		L.H.	1	C8OZ 2B293-A
71/	L	R. H.	1	D1FZ 2B292-A
		L. H.	1	D1FZ 2B293-A
68/71	S	R.H.	1	C8AZ 2B292-A
		L.H.	1	C8AZ 2B293-A
72	S	R.H.	1	D2SZ 2B292-A
		L.H.	1	D2SZ 2B293-A
68/	B, F, X	Screw (to spindle)-9/16"-12 x 2 5/8"-hex.head drilled	4	382713-S101 (BB429T)
68/	B, F, X	Bolt-(to spindle)-7/16" -14 x 1 1/2" -head lock	4	384114-S100 (BB429WF)
2B295 STABILIZER - FRONT DISC BRAKE CALIPER HOUSING				
68/	A,		4	C8AZ 2B295-A
68/71	S		4	
68/71	B, X		2	C8OZ 2B295-A
68/	F		2	
68/	A, F	Screw & lockwasher assy. (to anchor plate)- 5/16"-18 x 1/2"	4	381985-S2(BB555A)
68/71	B, S, X		4	
2296 SPRING - REAR BRAKE SHOE RETRACTING - Refer to Group 2035-6				
2B296 PIN - FRONT DISC BRAKE CALIPER LOCATING				
68/	A, F	2 5/64" long	4	C8AZ 2B296-A
68/71	B, S, X		4	
2B299 INSULATOR - FRONT DISC BRAKE CALIPER LOCATING PIN				
68/	A, F	1 3/8" long-stamped C8AA 2B299-C	4	C8AZ 2B299-A
68/71	B, S, X		4	

YEAR	MODEL	DESCRIPTION	QTY.	PART NUMBER
	2303 SEAL - POWER BRAKE BOOSTER HUB & DIAPHRAGM PLATE			
66	S	1.78" I. D. - 2.34" O. D. -.085" thick	1	C6SZ 2303-B
	2309 BOOSTER REPAIR KIT - POWER BRAKE			
	- A -			
65/66	A (Drum brakes)-Midland-Ross	Consists of	1	C5AZ 2309-A
	1-C5AZ 2B014-A Bushing	1-C5AZ 2B157-A Retainer	1-C3TZ 2A346-A	Filter
	1-C0AA 2A021-A Guard	1-C5AZ 2180-A Boot	1-C5AZ 2A365-A	Diaphragm
	1-C3TZ 2B073-A Seal	1-C5AZ 2A238-A Valve	1-C5AZ 2366-A	Bellows
	1-C3TZ 2B074-A Ring	1-C5AZ 2302-A Ring	2-C1AA 2A386-A	Bushing
	1-C5AZ 2B154-A Lever	1-C5AZ 2302-B Ring	1-C4AZ 2A411-A	Connector
	1-C5AZ 2B155-A Clamp	1-C5AZ 2303-A Washer	1-376417-S	Retainer
	1-C5AZ 2B156-A Spring	1- Washer (Teflon)		
66	A (Drum brakes)-Bendix	Consists of - not replaced	1	★C6AZ 2309-A
	1-C4DZ 2180-A Boot	1-C5SZ 2365-A Valve	1-C4DZ 2384-A	Seal
	1-C4DZ 2A346-B Filter	1-C5DZ 2372-A Seal	1-C4DZ 2414-A	Disc
	1-C9AZ 2B176-A Grommet	1-C6AZ 2377-A Rod		
67	A(except S/W)-Drum brakes-Midland-Ross	Consists of	1	C7AZ 2309-A
	1-C5AZ 2B014-A Bushing	1-C5AZ 2B157-A Retainer	1-C3TZ 2A346-A	Filter
	1-C6SZ 2A021-A Guard	1-C7AZ 2180-B Boot	1-C5AZ 2A365-A	Diaphragm
	1-C3TZ 2B073-A Seal	1-C5AZ 2A238-A Valve	1-C5AZ 2366-A	Bellows
	1-C3TZ 2B074-A Ring	1-C5AZ 2302-A Ring	1-C5AZ 2A385-A	Plunger
	1-C7AZ 2B154-A Lever	1-C5AZ 2302-B Ring	1-C3TZ 2A386-A	Bushing
	1-C5AZ 2B155-A Clamp	1-C6SZ 2303-A Washer	1-376417-S	Retainer
	1-C5AZ 2B156-A Spring			
68/	A	Not available - use (2005)		★
	- B -			
65	B(Midland-Ross)	Consists of - not replaced	1	★C5OZ 2309-A
	1-C5AZ 2B014-A Bushing	1-C5AZ 2180-A Boot	1-C5AZ 2A365-A	Diaphragm
	1-C3TZ 2B073-A Seal	1-C5AZ 2A238-A Valve	1-C5AZ 2366-A	Bellows
	1-C3TZ 2B074-A Ring	1-C5AZ 2302-A Ring	2-C1AA 2A386-A	Bushing
	1-C5OZ 2B154-A Lever	1-C5AZ 2302-B Ring	1-C4OZ 2A411-A	Connector
	1-C5AZ 2B155-A Clamp	1-C5AZ 2303-A Washer	1-C2AZ 2A477-A	Boot
	1-C5OZ 2B156-A Spring	1-C3TZ 2A346-A Filter	1-376417-S	Retainer
	1-C5AZ 2B157-A Retainer			
66	B(except 8 cyl. 390)-Midland-Ross	Consists of - not replaced	1	★C6OZ 2309-A
	1-C5AZ 2B014-A Bushing	1-C5AZ 2B157-A Retainer	1-C3TZ 2A346-B	Filter
	1-C0AA 2A021-A Guard	1-C1AZ 2180-A Boot	1-C5AZ 2A365-A	Diaphragm
	1-C3TZ 2B073-A Seal	1-C5AZ 2A238-A Valve	1-C5AZ 2366-A	Bellows
	1-C3TZ 2B074-A Ring	1-C5AZ 2302-A Ring	2-C3TZ 2A386-A	Bushing
	1-C6OZ 2B154-A Lever	1-C5AZ 2302-B Ring	1-C4AZ 2A411-A	Connector
	1-C5AZ 2B155-A Clamp	1-C5AZ 2303-A Washer	1-376417-S	Retainer
	1-C5OZ 2B156-A Spring			
66	B(8 cyl. 390)-Midland-Ross	Consists of - not replaced	1	★C6OZ 2309-B
	1-C6OZ 2B014-A Bushing	1-C5AZ 2B157-A Retainer	1-C3TZ 2A346-B	Filter
	1-C6OZ 2B014-B Bushing	1-C1AZ 2180-A Boot	1-C6OZ 2A365-A	Diaphragm
	1-C0AA 2A021-A Guard	1-C5AZ 2A238-A Valve	1-C6OZ 2A365-B	Diaphragm
	1-C3TZ 2B073-A Seal	1-C5AZ 2302-A Ring	1-C5AZ 2366-A	Bellows
	1-C3TZ 2B074-A Ring	1-C5AZ 2302-B Ring	2-C3TZ 2A386-A	Bushing
	1-C6OZ 2B154-B Lever	1-C6OZ 2302-A Ring	1-C4AZ 2A411-A	Connector
	1-C5AZ 2B155-A Clamp	1-C6OZ 2302-B Ring	1-375283-S	Washer
	1-C5AZ 2B156-B Spring	1-C5AZ 2303-A Washer	1-376417-S	Retainer
67	B (Drum brakes)-Midland-Ross	Consists of	1	C7OZ 2309-A
	1-C6OZ 2B014-A Bushing	1-C7AZ 2180-B Boot	1-C3TZ 2A346-B	Filter
	1-C6OZ 2B014-B Bushing	1-C5AZ 2A238-A Valve	1-C7OZ 2A365-A	Diaphragm
	1-C3TZ 2B073-A Seal	1-C5AZ 2302-A Ring	1-C7OZ 2A365-B	Diaphragm
	1-C3TZ 2B074-A Ring	1-C5AZ 2302-B Ring	1-C5AZ 2366-A	Bellows
	1-C7OZ 2B154-B Lever	1-C6OZ 2302-A Ring	1-C6SZ 2A385-A	Plunger
	1-C5AZ 2B155-A Clamp	1-C6OZ 2302-B Ring	1-C3TZ 2A386-A	Bushing
	1-C5OZ 2B156-A Spring	1-C5AZ 2303-A Washer	1-376417-S	Retainer
	1-C5AZ 2B157-A Retainer	1-C6SZ 2303-A Washer		
68/	B	Not available - use (2005)		★

YEAR	MODEL	DESCRIPTION	QTY.	PART NUMBER
2309 BOOSTER REPAIR KIT - POWER BRAKE - continued				
- F -				
65/66	F(Bendix)	Details listed under 1965 - X - listed below	1	C5DZ 2309-A
67	F(Drum brakes)-Midland-Ross	Consists of - not replaced	1	★C7ZZ 2309-A
	1-C6OZ 2B014-A Bushing	1-C7AZ 2180-B Boot	1-C3TZ 2A346-B	Filter
	1-C6OZ 2B014-B Bushing	1-C5AZ 2A238-A Valve	1-C7OZ 2A365-A	Diaphragm
	1-C3TZ 2B073-A Seal	1-C5AZ 2302-A Ring	1-C7OZ 2A365-B	Diaphragm
	1-C3TZ 2B074-A Ring	1-C5AZ 2302-B Ring	1-C5AZ 2366-A	Bellows
	1-C7AZ 2B154-A Lever	1-C6OZ 2302-A Ring	1-C6SZ 2A385-A	Plunger
	1-C5AZ 2B155-A Clamp	1-C6OZ 2302-B Ring	1-C3TZ 2A386-A	Bushing
	1-C6SZ 2B156-A Spring	1-C5AZ 2303-A Washer	1-376417-S	Retainer
	1-C5AZ 2B157-A Retainer			
68/	F	Not available - use (2005)		★
- X -				
65	X(Bendix)	Consists of	1	C5DZ 2309-A
	1-C4DZ 2B132-A Stop	1-C4DZ 2A346-B Filter	1-C4DZ 2372-A	Seal
	1-C4DZ 2A157-A Spring	1-C5DZ 2A343-A Filter	1-C4DZ 2384-A	Seal
	1-C4DZ 2B176-A Grommet	1-C4DZ 2365-A Valve	1-C4DZ 2391-A	Diaphragm
	1-C4DZ 2180-A Boot	1-C4DZ 2A365-A Diaphragm	1-C4DZ 2414-A	Disc
	1-C4DZ 2A346-A Filter			
66	X (Midland-Ross)	Details listed under 1966 - B - on page 1	1	★C6OZ 2309-A
67	X(Drum brakes)-Midland-Ross	Details listed under 1967 - B - listed above	1	C7OZ 2309-A
68/70	X	Not available - use (2005)		★
2A309 BUSHING - BRAKE MASTER CYLINDER PUSH ROD - Refer to Group 2474				
@2B329 TUBE ASSY. - BRAKE DIFFERENTIAL VALVE OUTLET				
68	B, X (except 8 cyl. 427)	Union (tube)-3/8"-24	1	382714-S(II-61)
68	F (drum brakes)	Union (to right front brake tube)	1	
70	B	Clip (to steering column reinf.)-3/16"	1	383908-S2 (GG164YS)
		Fitting-3/16" tube-3/8"-24	AR	87942-S8(I-20)
		Nut-3/16" tube-7/16"-24	AR	358609-S(MM103)
		Nut-3/16" tube-3/8"-24-(steel)	AR	382967-S100 (MM102)
		Nut-3/16" tube-3/8"-24-(Brass)	AR	383057-S(II61X)
		Nut-3/16" tube-1/2"-20	AR	375096-S36 (MM105F)
2342 CLAMP - POWER BRAKE BOOSTER HOSE				
65/69	A, B, F, S, X		AR	59T 2342-A
2344 CLAMP - POWER STEERING RETURN LINE				
65/70	A, B, F, S, X		AR	B5A 2344-A
65/70	S	To windshield wiper motor return tube -lower	1	
2A346 FILTER - POWER BRAKE BOOSTER AIR CLEANER - Also serviced in Group 2309				
65/66	A, B (Midland-Ross)	1/4" I.D. x 1 5/16" O.D. -r/b C6TZ 2167-A	1	★C3TZ 2A346-A
67	A, B, F, X(Midland-Ross)	1 11/16" I.D.	1	C3TZ 2A346-B
67	S(without speed control)-Midland-Ross		1	
66	B(8 cyl. 390)		1	
65/66	F, X(Bendix)	Steel-7/8" I.D. x 1 7/16" O.D. - not replaced	1	★C4DZ 2A346-A
65/66	F, S, X(Bendix)	Plastic-1/4" I.D. x 2" O.D.	1	C4DZ 2A346-B
66	A (Bendix)		1	
65/66	S, X(Bendix)	Felt-5/16" I.D. x 1 1/4" O.D. x 1/4" thick -	2	★C5DZ 2A346-A
66	A(Disc brakes)-Bendix	Not replaced	2	
2B346 BEARING - POWER BRAKE BOOSTER LEVER				
68	B, X(disc brakes)	1/2" O. D. -1 3/4" long	1	C8OZ 2B346-A
2B347 SEAL - POWER BRAKE BOOSTER LEVER BUSHING - OUTER				
68	B, X(disc brakes)	3/4" I. D. -1" O. D. -9/16" thick	2	C8OZ 2B347-A
2A352 SPACER - BRAKE SHOE RETRACTING SPRING				
65/66	S		AR	C1VV 2A352-A
2B355 GASKET - BRAKE MASTER CYLINDER MOUNTING ADAPTER				
69	B, F, X (drum brakes)	To master cylinder	1	C9AZ 2B355-B
70/	A, B, F, L, P, X (drum brakes)	To master cylinder	1	
@ 2A361-2 TUBE ASSY. - FRONT BRAKE HOSE TO CYLINDER				
		Fitting-3/16" tube-3/8"-24	2	87942-S8(I-20)

@ Replacement tubes except as indicated by part number are to be made from bulk tubing stock listed by size and part number under basic group 2269. Insulators are to be improvised from rubber hose, friction tape, etc., as required.

YEAR	MODEL	DESCRIPTION	QTY.	PART NUMBER
2B363 VALVE - BRAKE PRESSURE IMPULSE				
69	A, B (power disc brakes)-exc. Taxi		1	C8AZ 2B363-A
	F, S, X (power disc brakes)		1	
2365 VALVE - POWER BRAKE BOOSTER CHECK				
69/	A, B, F, X (disc brakes)-Bendix Booster		1	D0AZ 2365-A
70/	A (drum brakes)-Bendix Booster		1	
65/68	A (Midland-Ross booster)	Includes grommet & plug	1	C4AZ 2365-A
65/68	B (Midland-Ross booster)		1	
67/68	F (Midland-Ross booster)		1	
66/68	X (Midland-Ross booster)		1	
67/68	S (without speed control)-Midland-Ross booster		1	
65/69	F, X (Bendix Booster)	Steel-I 5/8" long- Also Serviced in 2309 Kit	1	C4DZ 2365-A
65/69	S (Bendix Booster) "Before 8/12/68"	Also Serviced in 2309 Kit	1	C5SZ 2365-A
66/69	A (Drum brakes)-Bendix Booster		1	
66	A (Disc brakes)-Bendix Booster		1	
69	S (Bendix Booster) "From 8/12/68"		1	C9SZ 2365-A
71/	S (Bendix Booster)		1	
2A365 DIAPHRAGM - POWER BRAKE BOOSTER				
65	A, B (Midland-Ross)		1	C5AZ 2A365-A
66/67	A		1	
66	B, X (except 390)		1	
66	A (Drum brakes)-Bendix	8.135" O. D.	1	C6AZ 2A365-A
66	B (8 cyl. 390)	6 15/16" O. D.	1	C6OZ 2A365-A
66	B (8 cyl. 390)	1 25/32" I. D. -6 5/16" O. D. -Rubber	1	C6OZ 2A365-B
67	B, F, X	7 7/16" O. D.	1	C7OZ 2A365-A
67	B, F, X	Boot diaphragm-1 25/32" I. D. - 6 17/32" O. D.	1	C7OZ 2A365-B
65	S (Bendix)	Front	1	C5SZ 2A365-A
66	A (Disc brakes)-Bendix		1	
65	S (Bendix)	Rear	1	C5SZ 2A365-B
66	A (Disc brakes)-Bendix		1	
66	S	7.42" O. D.	1	C6SZ 2A365-A
66	S	7.88" O. D.	1	C6SZ 2A365-B
2A368 SNAP RING - POWER BRAKE BOOSTER PISTON GUIDE BUSHING				
65	B (Midland-Ross)	Not replaced	1	★C1AA 2A368-A
2B368 FILTER - BRAKE SKID CONTROL ACTUATOR AIR				
69/	S		1	C9SZ 2B368-A
2B369 HOSE - BRAKE SKID CONTROL ACTUATOR AIR				
69	S	33" long	1	C9SZ 2B369-A
70/	S	50" long	1	D0SZ 2B369-A
2B370 HOSE - BRAKE SKID CONTROL ACTUATOR VACUUM				
69/	S	28 1/4" long	2	C9SZ 2B370-A
2A371 RING - POWER BRAKE BOOSTER PLUNGER CUSHION				
65	B (Midland-Ross)	Not replaced	1	★C1AA 2A371-A
2B371 BRACKET - BRAKE SKID CONTROL ACTUATOR MOUNTING				
69/71	S		1	C9SZ 2B371-A
72	S		1	D2SZ 2B371-A
2B372 SENSOR ASSY. - BRAKE SKID CONTROL				
69	S	R. H.	1	C9SZ 2B372-A
		L. H.	1	C9SZ 2B372-B
70	S	"Before 1/12/70"	2	D0SZ 2B372-A
	S	"From 1/12/70"	1	D0SZ 2B372-B
71/72	S	"Before 5/17/72"	1	D0SZ 2B372-B
72	S	"From 5/17/72"	1	D3MY 2B372-A
70	S	"Before 1/19/70"	1	20344-S8(B42)
	S	"From 1/19/70"	4	384237-S4 (BB552CX)
2B373 MODULE - BRAKE SKID CONTROL				
69/70	S	"Before 3/16/70"	1	D0SZ 2B373-A
	S	"From 3/16/70"	1	D0SZ 2B373-B
71/	S		1	D0SZ 2B373-B
70	S	"Before 3/16/70"	4	55981-S2 (U254E)
	S	"From 3/16/70"	4	384275-S (UU52AP)

Identification marking

YEAR	MODEL	DESCRIPTION	QTY.	PART NUMBER
2B375 RETAINER - BRAKE SKID CONTROL MODULE				
69/70	S		1	C9SZ 2B375-A
2377 ROD - POWER BRAKE BOOSTER PUSH				
66/67	A (Drum brakes)-Bendix	Check rod	1	C6AZ 2377-A
66/67	A (Disc brakes)-Bendix	Stamped FM-3.55" hole center to end	1	C6AZ 2377-B
65	B	9 7/64" long	1	C5OZ 2377-A
65	F	"Before 8/17/64" Stamped FA	1	C5ZZ 2377-A
65	F	"From 8/17/64 to 12/1/64" Stamped FA 1 -not replaced	1	★C5ZZ 2377-B
65	F	"From 12/1/64" Stamped FA 2 - not replaced	1	★C5ZZ 2377-C
65/66	F	3 7/8" long -not replaced	1	★C4DZ 2377-B
67	F	3 7/16" long	1	C7TZ 2377-B
65	S	3 29/32" long	1	C5SZ 2377-A
65	X	Stamped CO 2 - not replaced	1	★C5DZ 2377-A
65/66	X	3 7/8" long - not replaced	1	★C4DZ 2377-B
67	X	3 7/16" long	1	C7TZ 2377-B
65/67	A, B (Midland-Ross)	7/16"-snap	1	376417-S(QQ60)
67	F, X		1	
2B384 ROTOR - BRAKE SKID CONTROL				
69/70	S	"Before 1/12/70"	2	C9SZ 2B384-A
70/	S	"From 1/12/70"	1	D0SZ 2B384-A
2A385 PLUNGER - POWER BRAKE BOOSTER				
65/67	A(Midland-Ross)	2 23/32" long	1	C5AZ 2A385-A
65/66	B(Midland-Ross)		1	
66	X(Midland-Ross)		1	
66	A (Drum brakes)-Bendix	4" long-not replaced	1	★C6AZ 2A385-A
66	S	2.69" long-not replaced	1	★C6SZ 2A385-A
67	B, F, X(Midland-Ross)		1	
@ 2B385 TUBE ASSY. - BRAKE SKID CONTROL ACTUATOR TO REAR BRAKE				
		Nut 3/16" tube 3/8"-24	AR	382967-S100 (MM102)
		Nut 3/16" tube 7/16"-24	AR	358609-S36 (MM103)
@ 2B386 TUBE ASSY. - BRAKE DIFFERENTIAL VALVE TO ACTUATOR				
		Nut-3/16" tube 7/16"-24	AR	358609-S36 (MM103)
		Nut-3/16" tube 1/2"-20	AR	375096-S36 (MM105F)
		Nut-3/16" tube-9/16"-18	AR	351736-S36 (MM105H)
2B387 ELBOW - BRAKE DIFFERENTIAL VALVE				
69/70	S	With skid control system	1	C9SZ 2B387-A
2B389 BRACKET - BRAKE SKID CONTROL MODULE				
70	S	"Before 3/16/70"	1	D0SZ 2B389-A
	S	"From 3/16/70 to 5/1/70"	1	D0SZ 2B389-B
	S	"From 5/1/70"	1	D0SZ 2B389-C
71	S		1	D0SZ 2B389-C
72	S		1	D2SZ 2B389-A
70	S	"Before 3/16/70" Screw (to glove box)-No. 8-15 x 1/2" -tapping	4	52012-S8(U202)
	S	"From 3/16/70" Screw & washer assy.(to glove box)- No.8-18 x 3/4"-hex.hd.	4	384275-S (UU52AG)
2391 DIAPHRAGM - POWER BRAKE BOOSTER CONTROL VALVE				
66/67	A (Drum brakes)-Bendix	3.981" long-7.72" O.D.	1	C6AZ 2391-A
65/67	F, X	3 57/64" long -Plastic-not replaced	1	★C4DZ 2391-A
65	S		1	C5SZ 2391-A
2B394 WIRING ASSY. - BRAKE SKID CONTROL SENSOR ADAPTER				
70	S	With skid control system-used to connect single sensor axle wiring	1	D0LY 2B394-A
2395 PISTON - POWER BRAKE BOOSTER BODY				
66/67	A (Disc brakes)-Bendix	Stamped "6" - 7.53" O. D.	1	C6AZ 2395-A

@ Replacement tubes except as indicated by part number are to be made from bulk tubing stock listed by size and part number under Basic Group 2269. Insulators are to be improvised from rubber hose, friction tape, etc., as required.

FORD CAR PARTS

SECTION 24

YEAR	MODEL	DESCRIPTION	QTY.	PART NUMBER
2A407 RETAINER - BRAKE TUBE SUPPORT				
72	A, B, S (Disc brakes)		1	D2AZ 2A407-A
2A418 SEAL - FRONT DISC BRAKE CALIPER - Also refer to Group 2207				
65/ 66	S	"Before 10/3/66"	8	★C5SZ 2A418-A
66	A (Disc brakes)	"Before 10/3/66"	8	C5SZ 2207-A
@ 2420 TUBE ASSY. - POWER BRAKE BOOSTER				
65/	B (8 cyl.)	Elbow (tube to intake manifold)-3/8" tube	1	354584-S(II-162)
65/	A(8 cyl. 260, 289, 302)		1	
65/	F (8 cyl.) -with S/T		1	
65/	B (8 cyl.)	Tee-3 way (tube to intake manifold)	1	375786-S(II-116A)
65/	A(8 cyl. 260, 289, 302)		1	
65	F (8 cyl.)		1	
65/	B (6 cyl.)	Tee-3 way (tube to intake manifold)	1	375787-S(II-116B)
65	F (6 cyl.)		1	
65	A		1	
65/	B (with S/T)	Plug (tee)-1/4"	1	353808-S8(PP38)
65/	A(8 cyl. 260, 289, 302)-with S/T		1	
65	F (6 cyl.) -with S/T		1	
67	A(8 cyl. 427)-with Power Disc brakes	Connector (to intake manifold)-3/8" x 1/4" pipe x 5/8" tube	1	381964-S(II-59D)
65	X	Tee-4 way (tube to engine)	1	C5AZ 57018B14-B
		Fitting-3/8" tube-5/8"-18	AR	87945-S8(I-23)
2A420 HOSE - FRONT DISC BRAKE - Also refer to Group 2078				
2A423 PIN REPAIR KIT - BRAKE SHOE ANCHOR				
65	S (Rear)	Consists of 2-C1VV 2028-A Plate 2-C1VV 2A413-A Spring	1	C1VY 2A423-A
2428 RING - POWER BRAKE BOOSTER TUBE TO REAR BODY				
65/67	A, B, F, X	Not replaced	2	★B4A 2428-A
2429 RETAINER - POWER BRAKE BOOSTER PISTON				
65	S(Bendix)	Steel	1	C5SZ 2429-A
66	A(Disc brakes)-Bendix		1	
2B429 SHIELD - BRAKE SKID CONTROL SPEED SENSOR WIRE				
70/72	S	"Before 5/17/72"	1	D0SZ 2B429-A
72	S	"From 5/17/72"	1	D3MY 2B429-A
2B430 WIRING & BRACKET ASSY. - BRAKE SKID CONTROL SPEED SENSOR				
70	S	"Before 1/12/70"	1	D0SZ 2B430-A
70/ 71	S	"From 1/12/70"	1	D0LY 2B430-A
72	S		1	D2LY 2B430-A
70/	S	Screw(to No.4 crossmember)-5/16"-18 x 3/4"	AR	381877-S2 (UU52AF)
2B445 BOOT - BRAKE PRESSURE METERING VALVE PUSH ROD				
70/	A, S(disc brakes)		1	D0AZ 2B445-A
2B450 SPACER - BRAKE PEDAL SUPPORT MOUNTING - Refer to Group 2B180 in Section 21				
2454 PAD - BRAKE PEDAL - Also refer to Groups 2457 & 7A624				
- A -				
65	A(A/T)-except 63C, 76B-use with moveable steering column	Power brake -not replaced	1	★C3AZ 2454-A
65	A(A/T)-except 63C, 76B-use with moveable steering column	Manual brake - not replaced	1	★C3AZ 2454-B
65	A(A/T)-63C, 76B-use with moveable steering column	Manual brake-not replaced	1	★C3AZ 2454-C
65/67	A(A/T)	Manual drum brake	1	AB 2454-B
65/67	A(M/T)-except 63C, 76B	Power drum brake	1	B4A 2454-B
65/67	A(A/T)-except 63C, 76B	Power drum brake	1	B9A 2454-B
65/67	A(M/T)-63C, 76B	Manual drum brake & clutch	2	C2AZ 2454-A
65/67	A(A/T)-63C, 76B-use with fixed steering column	Power drum brake- stainless steel frame	1	C2AZ 2454-B
66	A(A/T)	Disc brake -not replaced	1	★C6AZ 2454-A
66	A(M/T)	Disc brake-not replaced	1	★C6AZ 2454-B

@ Replacement tubes except as indicated by part number are to be made from bulk tubing stock listed by size and part number under basic group 2269. Insulators are to be improvised from rubber hose, friction tape, etc., as required.

YEAR	MODEL	DESCRIPTION	QTY.	PART NUMBER
2454 PAD - BRAKE PEDAL - continued - Also refer to Groups 2457 & 7A624				
- A -				
67	A(A/T)	7" long-disc brake	1	C7AZ 2454-A
67	A(M/T)	3 9/16" long-disc brake-not replaced	1	★C7AZ 2454-B
65/	A	Parking brake-#C8SZ 2454-A & C8AA 2A647-A	1	C8SZ 2454-A
- B -				
65/67	B(M/T)	Power drum brake-3 17/64" wide-not replaced	1	★C2OZ 2454-A
65/67	B(A/T)	Power drum brake-5" wide	1	C2OZ 2454-B
66/67	B	Parking brake	1	C6OZ 2454-A
67/71	B(M/T)	Disc brake	1	C5ZZ 2454-D
67/71	B(A/T)	Disc brake	1	D3ZZ 2454-A
68/71	B	Parking brake	1	C8OZ 2454-A
72	B	Parking brake-#C8SZ 2454-A & C8AA 2A647-A	1	C8SZ 2454-A
- F -				
65	F(M/T)	"Before 3/8/65"	1	★C5ZZ 2454-A
65/	F(M/T)	"From 3/8/65"	1	C5ZZ 2454-D
65/67	F(A/T)	Disc brake	1	C5ZZ 2454-C
68/	F(A/T)	Disc brake	1	D3ZZ 2454-A
69	F	Parking brake	1	C9ZZ 2454-A
70	F	Parking brake	1	C8OZ 2454-A
71/	F	Parking brake	1	C9ZZ 2454-A
- L -				
71	L(M/T)	"Before 5/24/71"	1	D1FZ 2454-A
71/	L(M/T)	"From 5/24/71"	1	D1FZ 2454-B
71/	L(A/T)	Disc brakes	1	D3ZZ 2454-A
- S -				
65/	S		1	C5SZ 2454-A
66	S(without speed control)		1	
66	S(with speed control)	Not replaced	1	★C6SZ 2454-A
67	S		1	C7SZ 2454-A
65/	S	Parking brake-#C8SZ 2454-A & C8AA 2A647-A	1	C8SZ 2454-A
- U -				
66/	U	Parking brake-#C8SZ 2454-A & C8AA 2A647-A	1	C8SZ 2454-A
- X -				
65	X(A/T)	Power drum brake-5" wide	1	C2OZ 2454-B
66/67	X	Parking brake	1	C6OZ 2454-A
68/70	X	Parking brake	1	C8OZ 2454-A
68/70	X(M/T)	Disc brake	1	C5ZZ 2454-D
68/70	X(A/T)	Disc brake	1	D3ZZ 2454-A
65/	A	Bolt (pad to brake pedal)-5/16"-24 x 1"	1	20387-S8(B157)
65	A (with moveable steering column)	Bolt (pad to brake pedal)-5/16"-24 x 1 1/8"	1	20427-S8(B158)
		Locknut .5/16"-24		34393-S7(M98)
		Locknut-3/8"-24		351022-S2(MM138)
65	S	Bolt (pad to brake pedal)-5/16"-24 x 1"	1	20387-S8(B157)
66/	S	Bolt (pad to pedal)-5/16"-18 x 1"	1	20386-S8(B53)
2455 PEDAL ASSY. - BRAKE				
- A -				
65	A(A/T)		1	C5AZ 2455-A
65/66	A(M/T)		1	C5AZ 2455-E
66	A(A/T)	Not replaced	1	★C6AZ 2455-C
67	A(M/T)-except P/C & New York Taxi	Not replaced	1	★C7AZ 2455-B
67	A(M/T)-P/C & New York Taxi with disc brakes	Not replaced	1	★C7AZ 2455-F
67	A(A/T)-except P/C & New York Taxi- "Before 1/9/67"	Not replaced	1	★C7AZ 2455-A
67	A(A/T)-except P/C & New York Taxi- "From 1/9/67"	Not replaced	1	★C7AZ 2455-G
67	A(A/T)-P/C & New York Taxi with disc brakes	Not replaced	1	★C7AZ 2455-E
68	A(M/T)-manual brakes		1	C8AZ 2455-C
68	A(M/T)-power brakes		1	C8AZ 2455-B
68	A(A/T)-manual brakes		1	C8AZ 2455-D
68	A(A/T)-power brakes		1	C8AZ 2455-A
69/71	A(M/T)-drum brakes except fleet		1	C9AZ 2455-C

★ Identification marking

YEAR	MODEL	DESCRIPTION	QTY.	PART NUMBER
2455 PEDAL ASSY. - BRAKE - continued				
- A -				
69/71	A(M/T)-fleet with power drum brakes		1	C9AZ 2455-B
70/71	A(M/T)-power disc brakes		1	
69/71	A(M/T)-manual disc brakes		1	C9AZ 2455-D
69/	A(A/T)-drum brakes except fleet		1	C9AZ 2455-F
69/	A(A/T)-fleet with power drum brakes		1	C9AZ 2455-A
69/	A(A/T)-power disc brakes		1	
69/71	A(A/T)-manual disc brakes		1	C9AZ 2455-E
- B -				
66/67	B(M/T)-drum brakes	Not replaced	1	★C6OZ 2455-A
66/67	B(A/T)		1	C6OZ 2455-B
67	B(8 cyl. 427)-disc brakes	Not replaced	1	★C7OZ 2455-E
68	B(M/T)		1	C8OZ 2455-B
68	B(A/T)	Not replaced	1	★C8OZ 2455-A
69	B(M/T)		1	C9OZ 2455-A
69	B(A/T)		1	C9OZ 2455-B
70/71	B(M/T)		1	D0OZ 2455-A
70/71	B(A/T)		1	D0OZ 2455-B
72	B(M/T)-manual disc brakes		1	D2OZ 2455-D
72	B(A/T)-manual disc brakes		1	D2OZ 2455-B
72	B(M/T)-power disc brakes		1	D2OZ 2455-C
72	B(A/T)-power disc brakes		1	D2SZ 2455-A
- F -				
65/66	F(M/T)-drum brakes		1	C5ZZ 2455-J
65/66	F(A/T)-drum brakes		1	C7ZZ 2455-J
65/66	F(M/T)-disc brakes		1	C5ZZ 2455-G
65/66	F(A/T)-disc brakes		1	C5ZZ 2455-H
67	F(M/T)-drum brakes		1	C7ZZ 2455-G
67	F(M/T)-power disc brakes		1	C7ZZ 2455-B
67	F(A/T)-drum brakes		1	C7ZZ 2455-J
67	F(A/T)-power disc brakes		1	C7ZZ 2455-K
68	F(M/T)-manual brakes		1	C8ZZ 2455-E
68	F(M/T)-power brakes		1	C8ZZ 2455-C
68	F(A/T)-manual brakes		1	C8ZZ 2455-B
68	F(A/T)-power brakes		1	C8ZZ 2455-A
69	F(M/T)-disc brakes		1	C9ZZ 2455-D
69	F(A/T)-disc brakes		1	C9ZZ 2455-A
69/70	F(M/T)-drum brakes		1	C9ZZ 2455-B
69/70	F(A/T)-drum brakes		1	C9ZZ 2455-C
69/70	F-BOSS 429		1	C9ZZ 2455-E
70	F(A/T)-power disc brakes		1	D0ZZ 2455-A
70	F(M/T)-power disc brakes		1	D0ZZ 2455-B
71/	F(M/T)-drum brakes		1	D1ZZ 2455-D
71/	F(A/T)-drum brakes		1	D1ZZ 2455-C
71/	F(M/T)-power disc brakes		1	D1ZZ 2455-A
71/	F(A/T)-power disc brakes		1	D1ZZ 2455-B
- L -				
71	L(M/T)	"Before 5/24/71"	1	D1FZ 2455-A
71/	L(M/T)	"From 5/24/71"	1	D4FZ 2455-B
71	L(A/T)	"Before 3/8/71"	1	D1FZ 2455-B
71/	L(A/T)	"From 3/8/71"	1	D1FZ 2455-F
- P -				
70/	P(M/T)		1	D0DZ 2455-C
70/72	P(A/T)	"Before 4/3/72"	1	D0DZ 2455-A
72	P(A/T)	"From 4/3/72"	1	D2DZ 2455-A
- S -				
67	S	Not replaced	1	★C7SZ 2455-B
68	S	Not replaced	1	★C8SZ 2455-A
69	S		1	C9SZ 2455-A
70/71	S		1	D0SZ 2455-A
72	S		1	D2SZ 2455-A

YEAR	MODEL	DESCRIPTION	QTY.	PART NUMBER
2455 PEDAL ASSY. - BRAKE - continued				
- U -				
66	U		1	C6TZ 2455-A
67/	U		1	C7TZ 2455-H
- X -				
65	X(M/T)	Not replaced	1	★C5DZ 2455-B
65	X(A/T)	Not replaced	1	★ C5DZ 2455-A
66/67	X(M/T)-drum brakes	Not replaced	1	★C6OZ 2455-A
66/67	X(A/T)		1	C6OZ 2455-B
68	X(M/T)		1	C8OZ 2455-B
68	X(A/T)	Not replaced	1	★C8OZ 2455-A
69/70	X(M/T)		1	C9OZ 2455-A
69/70	X(A/T)		1	C9OZ 2455-B
65/	S	Nut (pedal to support)-7/16"-20	1	34671-S8(M67)
65/	S	Lockwasher-7/16"	1	357625-S7-8 (XX304)
65/	A, S	Locknut (pedal to master cylinder)-3/8"-24	1	34370-S8(M99)
65/	A, S, X	Bumper (brake pedal)	1	MA 7583-A
65/	A	Locknut (power brake pedal to master cyl. push rod)-5/16"-24	1	34443-S7-8 (M79)
65/	S	Screw-set (power brake pedal to pivot pin)-1/4"-28 x 1/2"	1	370070-S(UU35)
65/71	S	Bolt(pedal to bracket)-3/8"-24 x 5 1/2"	1	378319-S2 (BB227C)
72	S	Bolt(pedal to support)-3/8"-16 x 3 1/2 hex. hd.	1	56350-S4(B317)
65/66	A	Stud(to dash)-3/8"-16 & 3/8"-16 x 2 1/2"	2	381684-S2(WW130)
67/	A, S	Stud (to dash)-3/8"-16 & 3/8"-16 x 2 1/2"	2to4	381684-S7(WW130)
68	A(75)	Stud (to dash)-lower-3/8"-16 & 3/8"-16 x 3 1/2"	2	381782-S2 (WW110D)
65/	F	Bolt (to dash)-3/8"-16 x 1"	2	20388-S8(B80)
65	B, X		2	
		Nut-3/8"-16		33799-S7(M52)
		Lockwasher-3/8"		351487-S(XX291)
		Locknut-3/8"-24		351022-S2(MM138)
66	S	Pin-self-locking (push rod link to pedal)	1	380699-S2
66/67	B, X(Automatic Transmission), F	Pin-self-locking (to support)	1	(NN128F)
2457 PAD - BRAKE PEDAL PLATE - Also refer to Groups 2454 and 7A624				
- A -				
65/66	A(M/T)	Brake -4" long	2	C5AZ 2457-A
	A(A/T)	Brake -7 1/2" long	1	C5AZ 2457-B
67	A(M/T)-drum brakes	Brake & clutch-3 19/32" long	1	C7AZ 2457-A
	A(A/T)-drum brakes	Brake-7 3/32" long	1	C7AZ 2457-B
68	A(M/T)-drum brakes	Brake	1	C8AZ 2457-B
	A(M/T)-disc brakes	Brake-not replaced	1	★C8AZ 2457-C
	A(A/T)-drum brakes	Brake	1	C8AZ 2457-A
	A(A/T)-disc brakes	Brake	1	C8AZ 2457-D
69	A(M/T)-drum brakes	Brake	1	C9AZ 2457-A
	A(M/T)-disc brakes	Brake	1	C9AZ 2457-B
	A(A/T)-drum brakes	Brake	1	C9AZ 2457-C
	A(A/T)-disc brakes	Brake	1	C9AZ 2457-D
70/71	A(M/T)	Brake	1	C9AZ 2457-A
	A(A/T)-drum brakes	Brake	1	C9AZ 2457-C
	A(A/T)-disc brakes	Brake	1	C9AZ 2457-D
72	A(A/T)-drum brakes	Brake	1	C9AZ 2457-C
	A(A/T)-disc brakes	Brake	1	C9AZ 2457-D
- B -				
65	B(M/T)	Brake & clutch	2	B7A 2457-A
	B(A/T)	Brake	1	C0DD 2457-A
66/67	B(M/T)	Clutch	1	B7A 2457-A
	B(A/T)-power brakes	Brake	1	C8OZ 2457-C
	B(M/T)-manual brakes	Brake	1	C5ZZ 2457-G
	B(A/T)-manual brakes	Brake	1	C8OZ 2457-A
68/69	B(M/T)-manual brakes	Brake	1	C5ZZ 2457-G
	B(A/T)-manual brakes	Brake	1	C6OZ 2457-A

YEAR	MODEL	DESCRIPTION	QTY.	PART NUMBER
2457 PAD - BRAKE PEDAL PLATE - continued - Also refer to Groups 2454 and 7A624				
- B -				
70/71	B(M/T)-drum brakes	Brake	1	C5ZZ 2457-G
	B(A/T)-drum brakes	Brake	1	C6OZ 2457-A
72	B(M/T)-disc brakes	Brake	1	C5ZZ 2457-G
	B(A/T)-disc brakes	Brake	1	D2SZ 2457-A
- F -				
65	F(M/T)-manual brakes	Brake	1	C5ZZ 2457-C
	F(A/T)-power brakes	Brake	1	C5ZZ 2457-E
	F(A/T)-manual brakes	Brake	1	C5ZZ 2457-F
66/67	F(A/T)-power brakes	Brake	1	C5ZZ 2457-E
	F(A/T)-manual brakes	Brake	1	C5ZZ 2457-F
	F(M/T)-manual brakes	Brake	1	C5ZZ 2457-G
68/69	F(M/T)-manual brakes	Brake	1	C5ZZ 2457-G
	F(A/T)-manual brakes	Brake	1	C6OZ 2457-A
70/	F(M/T)-drum brakes	Brake	1	C5ZZ 2457-G
	F(A/T)-drum brakes	Brake	1	C6OZ 2457-A
- L -				
71	L(M/T)-drum brakes	"Before 5/24/71" Brake	1	D1FZ 2457-A
	L(M/T)	"Before 5/24/71" Clutch	1	
71/	L(M/T)-drum brakes	"From 5/24/71" Brake	1	D1FZ 2457-B
	L(M/T)	"From 5/24/71" Clutch	1	
71/	L(A/T)-drum brakes	Brake	1	C6OZ 2457-A
- P -				
70/72	P(M/T)	Brake	2	C5ZZ 2457-G
	P(A/T)	"Before 4/3/72" Brake	1	D0DZ 2457-B
	P(A/T)	"From 4/3/72" Brake	1	C6OZ 2457-A
- S -				
68/71	S		1	C8SZ 2457-A
72	S		1	D2SZ 2457-A
- U -				
66/	U	Brake & clutch	2	B7A 2457-A
- X -				
65	X(M/T)	Brake & clutch	2	B7A 2457-A
	X(A/T)	Brake	1	C0DD 2457-A
66/67	X(M/T)	Clutch	1	B7A 2457-A
	X(A/T)-power brakes	Brake	1	C6OZ 2457-C
	X(M/T)-manual brakes	Brake	1	C5ZZ 2457-G
	X(A/T)-manual brakes	Brake	1	C6OZ 2457-A
68/70	X(M/T)-manual brakes	Brake	1	C5ZZ 2457-G
	X(A/T)-manual brakes	Brake	1	C6OZ 2457-A
2461 BUSHING - BRAKE PEDAL - Refer to Group 2471				
2461 BUSHING - SPARE WHEEL CARRIER - Refer to Group 2471				
2462 BOLT - BRAKE MASTER CYLINDER LINK ROD				
65/67	B (with Power Brake Booster)	3/8"-24 x 1 11/32"	1	C0TT 2462-A
66	U	3/8"-24 x 1 1/8" Locknut-3/8"-24	1	C6TZ 2462-A
				34370-S8(M99)
2471 BUSHING - BRAKE and CLUTCH PEDAL				
65/	A	5/8" long-brake or clutch	AR	B7AZ 2471-A
65/68	B, F, X		AR	
69/	B, F, L, P, X	Brake	AR	
66/	U	Brake	4	
66/	U	Clutch	2	
70/	S		2	
69/	B, F, L, P, X	Clutch	2	C9OZ 2471-A
65/69	S	Brake- 3/4" long	2	C1SZ 2471-A
70/	U	7/8" long - use with swing away carrier	4	C5TZ 2471-A
2472 SPRING - BRAKE PEDAL RETRACTING				
67/68	A(manual disc brakes)	1 25/32" long-5, 3 coils	1	C7AZ 2472-A

YEAR	MODEL	DESCRIPTION	QTY.	PART NUMBER
2474 BUSHING - BRAKE MASTER CYLINDER PUSH ROD				
65	F	"Before 8/17/64" 1/8" long	2	B2A 2474-A
65/68	A, B, S, X	9/16" I. D. -13/16" O. D. -5/16" long	1	C5DZ 2474-A
65/68	F	"From 8/17/64"	1	
67/68	U		1	
69/	A, B, F, L, P, S, U, X	9/16" I. D. -13/16" O. D. -5/16" long-Nylon	1	C9AZ 2474-A
66	U	9/16" I. D. -5/8" O. D. -5/16" long-Nylon	1	C1TT 2A309-A
65/66	F	7/16" I.D.washer-retaining (to push rod)	AR	372878-S(XX16)
2476 SEAL - BRAKE and CLUTCH PEDAL				
66/68	U		2	CIUZ 2476-B
2B476 TUBE - BRAKE SKID CONTROL ACTUATOR VACUUM				
70/	S	Improvise from 8QH 2269-B & 87947-S		*2B476
2A477 BOOT - POWER BRAKE BOOSTER PUSH ROD				
65/67	A (with S/T)	Not replaced	1	*C2AZ 2A477-A
65/67	B		1	
2478 SHAFT - BRAKE PEDAL				
65	A, B, F, X	9/16" diameter-3 7/8" long	1	B7A 2478-A
66/67	A, B, F, X	5/8" diameter-3 5/8" long	1	C6AZ 2478-A
68/	A, F, L, P	5/8" diameter-3 5/8" long	1	C8AZ 2478-A
68/71	B, X		1	
65	F(with power brake booster)	1/2" diameter -2 1/8" long	1	C5ZZ 2478-A
65/	A, B, S, X	Washer-spring (shaft to support)-5/8"	1	358981-S(XX364)
65/	F		1	
65/	A, B, X(with power brakes)	Retainer-spring (shaft to support)-9/16"	1	74279-S(R5)
65/	S(with power brakes)		1	
65	F		1	
66/	A	Pin-self-locking (to support)	1	380699-S2 (NN128F)
2B486 SPRING - FRONT DISC BRAKE CALIPER SUPPORT				
72	B, S		2	D2OZ 2B486-A
71/	L		4	D1FZ 2B486-A
2A487 COVER - BRAKE PEDAL PAD				
65	A(M/T)-drum brakes	Stainless steel-4" long-brake & clutch	2	C5AZ 2A487-A
	A(A/T)-drum brakes	Stainless steel-7 1/2" long	1	C5AZ 2A487-B
66	A(M/T)-drum brakes	Stainless steel-4" long-brake & clutch	2	C5AZ 2A487-A
	A(A/T)-drum brakes	Stainless steel-7 1/2" long	1	C5AZ 2A487-B
	A(M/T)-disc brakes	Not replaced	1	*C6AZ 2A487-B
	A(A/T)-disc brakes	Not replaced	1	*C6AZ 2A487-A
67	A(M/T)-drum brakes	3 5/8" long	1	C7AZ 2A487-A
	A(A/T)-drum brakes	7 1/8" long	1	C7AZ 2A487-B
	A(M/T)-disc brakes	3 5/8" long-not replaced	1	*C7AZ 2A487-D
	A(A/T)-disc brakes	7 1/8" long-not replaced	1	*C7AZ 2A487-C
68	A(M/T)-drum brakes	Not replaced	1	*C8AZ 2A487-A
	A(A/T)-drum brakes		1	C8AZ 2A487-C
	A(M/T)-disc brakes	Not replaced	1	*C8AZ 2A487-B
	A(A/T)-disc brakes		1	C8AZ 2A487-D
69	A(M/T)-drum brakes		1	C9AZ 2A487-D
	A (A/T)-drum brakes		1	C9AZ 2A487-B
	A(M/T)-disc brakes		1	C9AZ 2A487-C
	A (A/T)-disc brakes		1	C9AZ 2A487-A
70/71	A(M/T)		1	C9AZ 2A487-D
	A(A/T)-drum brakes		1	C9AZ 2A487-B
	A(A/T)-disc brakes		1	C9AZ 2A487-A
72	A(A/T)-drum brakes		1	C9AZ 2A487-B
	A(A/T)-disc brakes		1	C9AZ 2A487-A
66/71	B(M/T)	Stainless steel	1	C5ZZ 2A487-C
	B(A/T)		1	C6OZ 2A487-A
72	B(M/T)		1	D1ZZ 2A487-B
	B(A/T)		1	D2OZ 2A487-A
65/67	F(M/T)	Stainless steel	1	C5ZZ 2A487-C
	F(A/T)	Stainless steel	1	C5ZZ 2A487-B
68/70	F(M/T)	Stainless steel	1	C5ZZ 2A487-C
	F(A/T)		1	C6OZ 2A487-A

YEAR	MODEL	DESCRIPTION	QTY.	PART NUMBER
2A487 COVER - BRAKE PEDAL PAD - continued				
71/	F(M/T)		1	D1ZZ 2A487-B
	F(A/T)		1	D1ZZ 2A487-A
65/66	S	Stainless steel-6 7/8" long -not replaced	1	★C5SZ 2A487-A
67	S	Stainless steel-6 7/8" long-not replaced	1	★C7SZ 2A487-A
68/71	S (without skid control)	8 7/16" long	1	C8SZ 2A487-A
69/71	S (with skid control)		1	C9SZ 2A487-A
72	S (without skid control)		1	D2SZ 2A487-A
	S (with skid control)		1	D2SZ 2A487-B
68	X(M/T)	Stainless steel	1	C5ZZ 2A487-C
	X(A/T)		1	C6OZ 2A487-A
2B487 KEY - FRONT DISC BRAKE CALIPER SUPPORT				
72	B,S		2	D2OZ 2B487-A
71/	L		2	D1FZ 2B487-A
72	B,S	Screw (to anchor plate)-5/16"-18 x 5/8"	2	385217-S100 (BB839J)
2A492 RETAINER - FRONT DISC BRAKE CALIPER PISTON DUST SEAL				
65/66	A, S	Steel-2 1/4" I.D.-2 1/2" O.D.	4	C5SZ 2A492-A
65/67	F	Steel-1 7/8" I.D.-2 1/16" O.D.	4	C5ZZ 2A492-A
2B516 WIRING ASSY. - BRAKE SKID CONTROL ACTUATOR				
72	S		1	D2LY 2B516-A
2525 CLIP - POWER BRAKE BOOSTER PUSH ROD TO OPERATING LEVER				
65/67	A, S	Not replaced	1	★C4AZ 2525-A
65/67	B		1	
66/67	X		1	
65/67	A, S	Includes retainer	1	C4AZ 2525-B
65/67	B		1	
66/67	X		1	
2530-1 BRACKET - PARKING BRAKE CABLE				
65/66	A (except 76)	R. H.-rear-not replaced	1	★ C3AZ 2530-A
		L. H.-rear-not replaced	1	★ C3AZ 2531-B
65/66	A (76)	Rear-not replaced	2	★ C3AZ 2530-B
66	B, X	R. H.-rear -not replaced	1	★ C6OZ 2530-A
		L. H.-rear -not replaced	1	★ C6OZ 2531-A
67/68	B, F, X	R. H.-rear	1	C7ZZ 2530-A
		L. H.-rear	1	C7ZZ 2531-A
72	B,S	Front	1	D2OZ 2530-A
72	B,S	R.H.-rear	1	D2OZ 2530-B
72	B,S	L.H.-rear	1	D2OZ 2530-C
65/66	F	Front	1	C5ZZ 2530-B
66	F	R.H. & L.H.-rear-r/b 377673-S8(GG213C)	2	★C6ZZ 2530-A
71/	F		1	D1ZZ 2530-A
71	L	"Before 4/19/71" R.H.-front	1	D1FZ 2530-B
71	L	"Before 4/19/71" L.H.-front	1	D1FZ 2530-C
71/	L	"From 4/19/71" R.H.-front	1	D1FZ 2530-D
71/	L	"From 4/19/71" L.H.-front	1	D1FZ 2530-E
71/	L	Rear	2	D1FZ 2530-A
65/68	F	Screw (attaching)-No. 14-14 x 1/2"	2	31497-S8(U254)
67	S	Screw (attaching)-5/8"-18 x 1/2" tapping	1	40923-S8 (U264)
@ 2543 TUBE ASSY. - POWER BRAKE BOOSTER CONNECTOR TO MANIFOLD				
2A595 HOSE - BRAKE VACUUM MOTOR TO PARKING BRAKE SWITCH				
65/66	S	1/8" I.D.-3/8" O.D.-22 1/2" long-cut from C4SZ 2A596-A	1	★C4SA 2A595-B
2A596 HOSE - PARKING BRAKE				
65/67	S	Switch to tee-reducer to vent tee-1/8" I.D.- 3/4" O.D.-81 3/16" long-not replaced	1	★C4SZ 2A596-A
70/71	S	Switch to tee-21 15/16" long	1	D0SZ 2A596-B
72	S	Release valve-13 1/4" long	1	D2SZ 2A596-C
	S	"Before 2/14/72" Switch to tee-15 1/2" long	1	D2SZ 2A596-B
	S	"From 2/14/72" Switch to tee-12 1/2" long-improvise from 17543 bulk hose	1	★ 2A596
65/66	S	Strap-adjustable (to wire harness)-Nylon	2	376914-S(YY2)

YEAR	MODEL	DESCRIPTION	QTY.	PART NUMBER
2A601 SPRING - PARKING BRAKE LINK				
67/68	A	Cam tension	2	C6TZ 2A601-A
72	A,S		2	D1AZ 2A601-A
65/	B, F, X(10" brakes)	1" long-5 coils-#Japan Red	2	C2OZ 2A601-A
65/71	S		2	
65/71	A		2	
71/	P(6 cyl. 250 & 8 cyl.)-10" brakes		2	
65/70	F, X(9" brakes)		2	C0DD 2A601-A
70/	P(6 cyl.)-9" brakes		2	
71/	L	7/8" long-4 1/4" coils-#White	2	D1FZ 2A601-A
66/	U(10" x 2 1/2" Bendix brakes)	1 1/4" long-5 coils-#Yellow	2	C4UZ 2A601-A
66/	U(except 10" x 2 1/2" Bendix brakes)	1" long-5 coils-#Japan Red	2	C2OZ 2A601-A
2A602 EQUALIZER - PARKING BRAKE CABLE				
66	A		1	C6AZ 2A602-A
67	A		1	C7AZ 2A602-A
68/	A		1	C8AZ 2A602-A
65	B		1	C0DD 2A602-A
66/	B		1	C6OZ 2A602-A
65	F		1	C5ZZ 2A602-A
66	F		1	C0DD 2A602-A
67/	F		1	C6OZ 2A602-A
71/	L		1	D1FZ 2A602-A
70/	P		1	C6OZ 2A602-A
67	S		1	C7AZ 2A602-A
68/71	S		1	C8AZ 2A602-A
72	S		1	C6OZ 2A602-A
66/67	U		1	C5UZ 2A602-A
68/	U		1	C6AZ 2A602-A
65	X		1	C0DD 2A602-A
66/70	X		1	C6OZ 2A602-A
67	B, X	Check nut-5/16"-24	1	33923-S7 (M32)
67/	F	Locknut (to rod)-5/16"-18	1	379930-S2 (MM173M)
2A605 LEVER - PARKING BRAKE EQUALIZER				
65/66	A		1	C5AZ 2A605-A
69/	A		1	C9AZ 2A605-A
65	B		1	C2OZ 2A605-A
65/66	F		1	C5ZZ 2A605-A
67/68	F		1	C7ZZ 2A605-A
70	P	"Before 7/1/69"	1	D0DZ 2A605-A
70/	P	"From 7/1/69"	1	D0DZ 2A605-B
65/66	S		1	C0AA 2A605-A
67	S	Includes bracket	1	C7SZ 2A605-A
68/71	S		1	C8SZ 2A605-B
66/	U		1	C6TZ 2A605-A
65	X (except 76)		1	C1DD 2A605-A
65	X (76)		1	C3DZ 2A605-B
65	B, X	Clevis pin (lever to bracket)-5/16" x 15/16"	1	76007-S8(N6)
66/	U	Cotter pin-3/32" x 3/4"	1	72016-S7-8(N44)
65	B	Pin-self-locking (lever to bracket)	1	358883-S7-8 (NN128)
67/68	F	Pin-self-locking (to underbody)	1	352358-S(NN127B)
67/68	F	Washer-3 spring (to underbody)-3/8"	1	381629-S2(XX368D)
2K606 GROMMET - PARKING BRAKE RELEASE ROD				
71/	L		1	D1FZ 2K606-A
2L611 SPRING - PARKING BRAKE LEVER RETRACTING				
72	S	2 1/8" long-29 1/4 coils	1	D2SZ 2L611-A

@ Replacement tubes except as indicated by part numbers are to be made from bulk tubing stock listed by size and part number under basic group 2269. Insulators are to be improvised from rubber hose, friction tape, etc., as required.

Identification marking

YEAR	MODEL	DESCRIPTION	QTY.	PART NUMBER
2A616 RETAINER - PARKING BRAKE EQUALIZER LEVER RETURN SPRING				
67/68	A		1	C7AZ 2A616-A
68	S		1	
66/71	B, X		1	C6OZ 2A616-A
69/71	F		1	
2628 ROD - PARKING BRAKE EQUALIZER				
65/	A, B, F, P, S, U, X	Universal-12" long-cut from thread end to required length	1	B7A 2628-B
71/	L	6 3/16" long	1	D1FZ 2628-A
		Locknut-5/16"-24		34443-S7-8(M79)
		Check nut-5/16"-24		33923-S7(M32)
2631 BRACKET - PARKING BRAKE EQUALIZER				
65	A(except 76)		1	C3AZ 2631-A
65	A(76)	Not replaced	1	★C3AZ 2631-B
66	A		1	C6AZ 2631-A
70	P		1	D0DZ 2631-A
71/	P		1	D1DZ 2631-A
65	B	Locknut (bracket to underbody)-3/8"-16	3	382535-S100 (MM173MX)
66/67	A	Bolt & retainer (to No. 3 cross member)-5/16"-18 x 7/8"	1	379881-S2 (BB643D)
2634 SPRING - PARKING BRAKE RELEASE - Also refer to Group 2A651				
65/66	A	7/8" O. D. -6 3/16" long-20 coils	1	C5AZ 2634-A
69/71	A	1/2" O.D.-6 1/2" long-36 3/4 coils	1	C9AZ 2634-A
72	B	1 7/8" long-30 coils	1	D2OZ 2634-A
67/71	S	5" long-37 1/4 coils - #Black	1	C7SZ 2634-A
72	S	1 7/8" long-30 coils	1	D2OZ 2634-A
2A635 CABLE and CONDUIT - PARKING BRAKE REAR - Also refer to groups 2A753 & 2853				
- A -				
65/66	A	R.H. & L.H.-87 7/16" long	2	C5AZ 2A635-B
67/68	A	R. H. -76 29/32" long	1	C7AZ 2A635-D
		L.H. - 35 3/8" long	1	C7AZ 2A635-B
69	A	R. H. -88 3/4" long	1	C9AZ 2A635-A
		L. H. -36" long	1	C9AZ 2A635-B
70/	A	R.H.-88 3/4" long	1	C9AZ 2A635-A
		L.H.-36 3/16" long	1	D0AZ 2A635-B
- B -				
65	B	162 1/2" long	1	C2OZ 2A635-A
	B(54, 62, 65)-8 cyl. 289-4B-premium fuel	162 1/2" long	1	C5OZ 2A635-A
66/68	B(except 66, 71)	R.H. & L.H.-91" long-#Blue	2	C6OZ 2A635-C
	B(66, 71)	176" long-#Orange	1	C6OZ 2A635-D
69/71	B(except 66, 71)	R. H. -152" long	1	C9OZ 2A635-A
		L. H. -30" long	1	C9OZ 2A635-B
	B(66, 71)	176" long-#Orange	1	C6OZ 2A635-D
72	B(exc. P/C)	R.H.& L.H.-37" long	2	D2OZ 2A635-A
	B(P/C)	R.H.& L.H.-36 3/4" long	2	D2AZ 2A635-A
- F -				
65	F (6 cyl.)	R.H. & L.H.-79 11/16" long-#Yellow	2	C5ZZ 2A635-D
	F (8 cyl.)	R.H. & L.H.-79 11/16" long-#Blue	2	C5ZZ 2A635-E
66	F	160 1/4" long-#Red	1	C6ZZ 2A635-C
67	F	R.H. & L.H.-82 3/4" long -r/b B2PZ 2A753-A & B5PZ 2853-B	2	★C7ZZ 2A635-A
68	F(6 cyl.)	R.H. -137 5/32" long-ball painted Red	1	C8ZZ 2A635-B
		L. H. -33 3/8" long-ball painted Red	1	C8ZZ 2A635-C
	F(8 cyl.)	R. H. -136 5/8" long	1	C8ZZ 2A635-A
		L. H. - 31 5/8" long	1	C8ZZ 2A635-D
69	F(6 cyl.)	"Before 2/17/69" R. H. -131" long	1	C9ZZ 2A635-A
		L. H. -33 3/8" long	1	C8ZZ 2A635-C
	F(6 cyl.)	"From 2/17/69" R. H. -131 7/16" long	1	C9ZZ 2A635-C
		L. H. -33 3/8" long	1	C8ZZ 2A635-C
	F(8 cyl.)	R. H. -133 3/4" long	1	C9ZZ 2A635-D
		L. H. - 31 5/8" long	1	C8ZZ 2A635-D

Identification marking
May, 1975

COPYRIGHT © 1975 —

FORD MOTOR
COMPANY

—DEARBORN, MICHIGAN

FINAL ISSUE

SECTION 24

FORD CAR PARTS

YEAR	MODEL	DESCRIPTION	QTY.	PART NUMBER
2A635 CABLE and CONDUIT - PARKING BRAKE REAR - continued - Also refer to groups 2A753 & 2853				
- F -				
70	F(6 cyl. 200)	R.H. -131 7/16" long	1	C9ZZ 2A635-C
		L.H. -33 3/8" long	1	C8ZZ 2A635-C
	F(6 cyl. 250, 8cyl.)	R.H. -133 1/8" long	1	D0ZZ 2A635-A
		L.H. -31" long	1	D0ZZ 2A635-B
71/	F	R.H. -133 1/8" long	1	D0ZZ 2A635-A
		L.H. -31" long	1	D0ZZ 2A635-B
- L -				
71/	L	109 1/4" long	1	D1FZ 2A635-A
- P -				
70	P	R.H. & L.H. -68 5/8" long	2	D0DZ 2A635-A
71/	P	R.H. -62 1/8" long	1	D1DZ 2A635-A
		L.H. -75 15/16" long -r/b D3DZ 2A635-A	1	★D1DZ 2A635-B
- S -				
65	S	82 1/2" long -r/b B8PZ 2A753-A & B5PZ 2853-A	2	★C4SZ 2A635-A
66	S	84 7/8" long -r/b B8PZ 2A753-A & B2PZ 2853-A	2	★C6SZ 2A635-A
67/68	S	R.H. -76 7/8" long	1	C7AZ 2A635-D
		L.H. -35 3/8" long	1	C7AZ 2A635-B
69	S	R.H. -88 3/4" long	1	C9AZ 2A635-A
		L.H. -36" long	1	C9AZ 2A635-B
70/71	S	R.H. -88 3/4" long	1	C9AZ 2A635-A
		L.H. -35 3/8" long	1	D0SZ 2A635-B
72	S	R.H. & L.H. -36 3/4" long	2	D2AZ 2A635-A
- U -				
66/	U(2780 lb.rear axle)	R.H. -60 5/8" long -r/b C1PZ 2A753-A	1	★C6TZ 2A635-A
		L.H. -49 5/8" long	1	C6TZ 2A635-B
	U(3300 lb.rear axle)	R.H. -60 5/8" long -r/b C1PZ 2A753-A	1	★C6TZ 2A635-C
		L.H. -49 5/8" long	1	C6TZ 2A635-D
- X -				
65	X(76)-6 cyl.	129 1/4" long	1	C4DZ 2A635-B
	X(76)-8 cyl.	129 1/4" long	1	C4DZ 2A635-D
	X(except 76)-8 cyl.	152 5/16" long	1	C4DZ 2A635-C
	X(except 76)-6 cyl.	152 5/16" long	1	C4DZ 2A635-A
66/70	X(54, 62)	170" long -#Green	1	C6DZ 2A635-B
	X(66, 71)	176" long -#Orange	1	C6OZ 2A635-D
65/	A, S	Pin (cable to equalizer)	1	352358-S(NN127B)
65/	S	Clip (cable to rear suspension arm)	2	352977-S100 (GG156)
65/66	B	Retainer (cable to underbody)-7/16" spring	2	383475-S100
65/	F		2	(RR4A)
65/66	X(except 76)		2	
65/	A	Retainer (cable to frame)	2	
65/66	X(76)	Retainer (cable to bracket)	2	
67/	B, X		2	
72	S	Retainer (cable to frame)	2	
68	S	Screw (to No. 4 cross member)-3/8"-16 x 1 1/4" washer head	2	382062-S2' (UU52AA)
2A637-8 LEVER - PARKING BRAKE CABLE TO SECONDARY BRAKE SHOE				
65/69	A(except Taxi)	R.H.	1	C5AZ 2A637-A
70/71	A(11 x 2 1/4" brakes)	R.H.	1	
72	A	R.H.	1	
67/	S		1	
		L.H.	1	C5AZ 2A638-A
65/	B, F, X(10" brakes)	R.H.	1	C9ZZ 2A637-A
71/	P(6 cyl. 250 & 8 cyl.)-10" brakes	R.H.	1	
		L.H.	1	C9ZZ 2A638-A
65/70	F, X(9" brakes)	R.H.	1	C9ZZ 2A637-B
70/	P(6 cyl.)-9" brakes	R.H.	1	
		L.H.	1	C9ZZ 2A638-B
71	L	R.H.	1	D1FZ 2A637-A
		L.H.	1	D1FZ 2A638-A

Identification marking

FORD CAR PARTS

SECTION 24

YEAR	MODEL	DESCRIPTION	QTY.	PART NUMBER
2A637-8 LEVER - PARKING BRAKE CABLE TO SECONDARY BRAKE SHOE - continued				
72	L(exc. 73)	R.H.	1	D1FZ 2A637-A
		L.H.	1	D1FZ 2A638-A
	L(73)	R.H.	1	D2FZ 2A637-A
		L.H.	1	D2FZ 2A638-A
65/66	S	R. H.	1	C3SZ 2A637-A
65/69	A(Taxi)	R. H.	1	
70/71	A(11" x 2 1/2'-brake)	R. H.	1	
66/	U(11" x 1 3/4" brakes)	R. H.	1	
		L. H.	1	C3SZ 2A638-A
66/	U(10" x 2 1/2" brakes)	R. H.	1	C3UZ 2A637-A
		L. H.	1	C3UZ 2A638-A
65/	A	Washer-flat (lever to brake shoe web)-3/8"	2	371617-S(XX149)
65/	S		2	
2A642 LINK - PARKING BRAKE LEVER TO PRIMARY BRAKE SHOE				
65/69	A (Taxi)	7 13/16" long	2	C3AZ 2A642-A
70/71	A(11" x 2 1/2"-brakes)		2	
65/69	A (except Taxicab)	7 7/8" long	2	C5AZ 2A642-A
70/71	A(11" x 2 1/4" brakes)		2	
67/71	S		2	
72	A,S		2	D1AZ 2A642-A
65/71	B, F, X(10" brakes)	6 7/8" long	2	C2OZ 2A642-A
71	P(6 cyl. 250 & 8 cyl.)-10" brakes		2	
72	B, F		2	D1OZ 2A642-A
72	P(6 cyl.250 & 8 cyl.)-10" brakes		2	
65/70	F, X(9" brakes)	6" long	2	C1DD 2A642-A
70/	P(6 cyl.)-9" brakes		2	
71/	L(9" brakes)		2	D1FZ 2A642-A
65/66	S	7 5/8" long	2	C3SZ 2A642-A
66/	U(10" x 2 1/2" Wagner brakes)		2	C6TZ 2A642-A
66/	U(10" x 2 1/2" Bendix brakes)	R. H.	1	C3UZ 2A642-A
		L. H.	1	C3UZ 2A642-B
66/68	U(11" x 1 3/4" brakes) "Before Ser. C14, 001"		2	C4TZ 2A642-B
68/	U(11" x 1 3/4" brakes) "From Ser. C14, 001"	R. H. - #321817	1	C8TZ 2A642-A
		L. H. - #321816	1	C8TZ 2A642-B
2649 BRACKET - PARKING BRAKE CABLE SUPPORT				
- A -				
67/68	A	R. H.	1	C7AZ 2649-A
		L. H.	2	C7AZ 2649-B
69/71	A		1	C9AZ 2649-A
72	A(76)		1	
- B -				
66/67	B(except 65, 66, 76)	R. H.	1	C6OZ 2649-A
		L. H.	1	C6OZ 2649-C
68	B(except 65, 66, 76)	R. H.	1	C6OZ 2649-F
69	B(except 76)	R. H.	1	
68/69	B(except 65, 66, 76)	L. H.	1	C6OZ 2649-G
66/69	B(76)	R.H.-not replaced	1	★C6OZ 2649-E
		L. H.-not replaced	1	★C6OZ 2649-D
70/71	B	R.H.	1	C6OZ 2649-F
70/71	B(except 76)	L.H.	1	C6OZ 2649-G
70/71	B(76)	L. H.	1	D0OZ 2649-A
- F -				
65	F	To floor pan	2	C5ZZ 2649-A
	F	R. H.-side rail	1	C5ZZ 2649-C
		L. H. -side rail	1	C5ZZ 2649-D
66	F	To floor pan	2	C5ZZ 2649-A
67/68	F		1	C7ZZ 2649-A
69/70	F		1	C9ZZ 2649-A
- L -				
71/	L		1	D1FZ 2649-B
- P -				
70/	P	R. H.	1	D0DZ 2649-A

Identification marking

May, 1975

COPYRIGHT © 1975 —

FORD MOTOR
COMPANY

—DEARBORN, MICHIGAN

FINAL ISSUE

YEAR	MODEL	DESCRIPTION	QTY.	PART NUMBER
2649 BRACKET - PARKING BRAKE CABLE SUPPORT - continued				
- S -				
67/68	S	R. H.	1	C7AZ 2649-A
		L. H.	2	C7AZ 2649-B
69/71	S		1	C9AZ 2649-A
- X -				
65	X (except 76)		2	C0DZ 2649-A
66/67	X	R. H.	1	C6OZ 2649-A
		L. H.	1	C6OZ 2649-C
68/70	X	R. H.	1	C6OZ 2649-F
		L.H.	1	C6OZ 2649-G
2K650 BOOT PARKING BRAKE CABLE				
71/	L		1	D1FZ 2K650-A
2A651 SPRING - PARKING BRAKE LEVER RETURN - Also refer to Group 2634				
65	B	8 3/8" long-69 3/4 coils	1	C2OZ 2A651-A
66/71	B	Approx. 7 7/8" long-35 1/4 coils	1	C6OZ 2A651-A
72	B	6 11/16" long-40 coils	1	D2OZ 2A651-A
65/68	F	15 1/8" long-25 coils	1	C5ZZ 2A651-A
69/70	F	8 7/8" long-52 coils	1	C9ZZ 2A651-A
71/	F	11 1/8" long-55 coils	1	D1ZZ 2A651-A
70/	P		1	D0DZ 2A651-A
72	S	6 11/16" long-40 coils	1	D2OZ 2A651-A
66/	U	10 1/8" long-13/16" diameter	1	C5TZ 2A651-A
65	X(except 76)	6 7/8" long-15 1/4 coils	1	C1DD 2A651-A
65	X(76)	8 5/16" long-30 1/4 coils-not replaced	1	★C3DZ 2A651-B
66/70	X	Approx. 7 7/8" long-35 1/4 coils	1	C6OZ 2A651-A
2A697 GUIDE - PARKING BRAKE CABLE				
69/	A(76)		1	C9AZ 2A697-A
69/70	F		1	C9ZZ 2A700-A
69/	A(76)	Screw (to underbody)-5/16"-18 x 3/4" hex. head	1	381877-S2 (UU52AF)
2A700 GUIDE - PARKING BRAKE CABLE - Refer to group 2A697				
2A709 RETAINER - PARKING BRAKE CABLE - REAR				
71/72	L	"Before 12/1/71"	2	D1FZ 2A709-A
72	L	"From 12/1/71"	2	D2FZ 2A709-A
70	P	"Before 9/2/69"	2	D0DZ 2A709-A
70/	P	"From 9/2/69"	2	D0DZ 2A709-B
66/	U	Approximately 6" long-67 coils	1	C6TZ 2A709-A
2A713 BOOT - PARKING BRAKE LEVER				
71	L	"Before 10/15/70"	1	D1FZ 2A713-A
	L	"From 10/15/70" Includes attaching parts	1	D1FZ 2A713-B
72	L	"Before 4/3/72" Includes attaching parts	1	D1FZ 2A713-B
	L	"From 4/3/72" Avocado	1	D4FZ 2A713-E
	L	"From 4/3/72" Beige	1	D2FZ 2A713-F
	L	"From 4/3/72" Black	1	D4FZ 2A713-A
	L	"From 4/3/72" Blue	1	D4FZ 2A713-B
	L	"From 4/3/72" Ginger	1	D2FZ 2A713-G
	L	"From 4/3/72" Green	1	D2FZ 2A713-B
	L	"From 4/3/72" Orange	1	D4FZ 2A713-C
		Screw (to floor pan)-No.8-18 x 3/4"	4	380651-S13 (UU140)
2A714 RETAINER - PARKING BRAKE LEVER BOOT				
71	L	"Before 10/15/70"	1	D1FZ 2A714-A
	L	"From 10/15/70" Refer to Group 2A713	1	2A714
2745 SPRING - PARKING BRAKE CABLE POSITIONING				
65/66	B	6" long-69 1/4 coils-to rear spring-not replaced	2	★C1SS 2745-A
72	L		2	D2FZ 2745-A
2A753 CABLE REPAIR KIT - PARKING BRAKE - Also refer to groups 2A635 & 2853				
67	F	70 1/2" long	2	B2PZ 2A753-A
65/66	S	70 1/2" long	2	B8PZ 2A753-A
66/	U	R.H.-60" long	1	C1PZ 2A753-A

Identification marking

FORD CAR PARTS

YEAR	MODEL	DESCRIPTION	QTY.	PART NUMBER
2A754 SLEEVE - PARKING BRAKE EQUALIZER LEVER RETRACTING SPRING				
65/67	B	5 1/8" long-improvise from 17543 bulk hose	1	★C20A 2A754-A
2760 HANDLE ASSY. - PARKING BRAKE RELEASE - Also refer to Group 2A760				
- A -				
65/68	A		1	C5AZ 2760-A
69	A	"Before 4/3/69"	1	C9AZ 2760-A
	A	"From 4/3/69"	1	C9AZ 2760-B
70	A		1	D0AZ 2760-A
71/	A		1	D1AZ 2760-A
- B -				
65	B	Includes C0DZ 2819-A pin	1	C0DZ 2760-B
66/69	B		1	C5AZ 2760-A
70	B	"Before 1/5/70"	1	C5AZ 2760-A
	B	"From 1/5/70"	1	D0OZ 2760-A
71	B		1	D0OZ 2760-A
72	B	Includes 305018-S2 pin	1	D2OZ 2760-A
- F -				
65/66	F	Includes C0DZ 2819-A pin	1	C0DZ 2760-B
67/68	F	Includes C0DZ 2819-A pin	1	C7ZZ 2760-B
69	F		1	C5AZ 2760-A
70	F	"Before 1/5/70"	1	C9ZZ 2760-A
	F	"From 1/5/70"	1	D0ZZ 2760-A
71/	F		1	D1ZZ 2760-A
- P -				
70/	P	Includes C0DZ 2819-A pin	1	D0DZ 2760-A
- U -				
66/69	U		1	C5AZ 2760-A
70	U	"Before Ser. E50,001"	1	C5AZ 2760-A
	U	"From Ser. E50,001"	1	D0OZ 2760-A
71/	U		1	D0OZ 2760-A
- X -				
65	X	Includes C0DZ 2819-A pin	1	C0DZ 2760-B
66/70	X		1	C5AZ 2760-A
2A760 ROD - PARKING BRAKE RELEASE HANDLE - Also refer to group 2760				
69	A	14 1/2" long-also supplied in C9AZ 2780-C	1	C9AZ 2A760-A
70	A		1	D0AZ 2A760-A
71/	A		1	D1AZ 2A760-A
72	B	8 5/8" long	1	D2OZ 2A760-A
2A762 BRACKET ASSY. - PARKING BRAKE EQUALIZER LEVER				
67/68	F		1	C7ZZ 2A762-A
2768 EQUALIZER ASSY. - PARKING BRAKE - REAR				
65/66	A		1	C5AZ 2768-A
65	S		1	C0AZ 2768-A
66	S	Not replaced	1	★C6SZ 2768-A
65/66	A,S	Washer-flat (trunnion to cable)-5/16"	1	359638-S(XX103)
65/66	A	Cotter pin (trunnion to cable)-1/16" x 1/2"	1	72004-S7(N41)
2780 CONTROL ASSY. - PARKING BRAKE				
- A -				
65/66	A		1	D0TZ 2780-A
67	A	"Before 4/12/67"	1	C7AZ 2780-A
	A	"From 4/12/67"	1	C7AZ 2780-C
68	A	Includes (2) 379930-S Nut	1	C7AZ 2780-E
69/70	A	Includes 2A760 rod	1	D0AZ 2780-B
71/	A		1	D1AZ 2780-B
- B -				
65	B		1	C2OZ 2780-A
66/67	B		1	C6OZ 2780-A
68/71	B		1	D0OZ 2780-A
72	B		1	D2AZ 2780-A

YEAR	MODEL	DESCRIPTION	QTY.	PART NUMBER
2780 CONTROL ASSY. - PARKING BRAKE - continued				
- F -				
65/66	F		1	C5ZZ 2780-B
67/68	F		1	C7ZZ 2780-B
69/70	F		1	D0ZZ 2780-A
71/	F		1	D1ZZ 2780-A
- L -				
71	L	Black finish	1	D1FZ 2780-A
72	L	"Before 7/22/72"	1	D1FZ 2780-A
	L	"From 7/22/72"	1	D3FZ 2780-B
	L	Walnut wood grain finish	1	D3FZ 2780-C
- P -				
70/71	P	"Before 1/4/71"	1	D0DZ 2780-A
71/	P	"From 1/4/71"	1	D0DZ 2780-B
- S -				
65/66	S		1	C5SZ 2780-A
67	S		1	C7SZ 2780-A
68/71	S	Include parking brake release valve	1	C9SZ 2780-A
72	S		1	D3SZ 2780-B
- U -				
66/	U		1	D0TZ 2780-B
- X -				
65	X		1	C0DZ 2780-A
66/67	X		1	C6OZ 2780-A
68/70	X		1	C8OZ 2780-B
67/	A	Locknut (to cowl)-5/16"-24	2	378200-S7-8 (MM173K)
68	A	Screw(to instrument panel)-5/16"-18 x 1"	1	378178-S2 (BB412B)
65/	B	Bolt (control to dash panel)-5/16"-24 x 3/4"	2	355471-S8(BB651)
		Locknut-5/16"-24		34393-S7(M98)
65/66	F	Bolt (to dash)-5/16"-24 x 3/4"	2	20347-S8(B156)
		Lockwasher-5/16"		34906-S8(X98)
71	L	Screw & washer (control to floor pan)- 15/16"-18 x 7/8"	8	384676-S2 (BB551DC)
72	L	Bolt(to instrument panel)-5/16"-18 x 3/4" hex hd.	2	56320-S4(B318GD)
65	X	Screw (control to body)-5/16"-24 x 3/4"	2	*50540-S8
		Nut-check-5/16"-24	2	33923-S7(M32)
		Lockwasher-5/16"	4	*34941-S7
		Washer-flat-5/16"	2	44722-S8(X19)
2786 RETAINER - PARKING BRAKE RATCHET BAR LOCKING SPRING				
65	B,X		1	0M 2786
65/68	F		1	
70	P		1	D0DZ 2786-A
71/	P		1	D0DZ 2786-B
2A787 RETAINER - PARKING BRAKE SPRING				
66/68	U		2	C4UZ 2A787-A
72	A,B,F,S		1	
72	P(6 cyl.250 & 8 cyl.)-10" brakes		1	
2788 SPRING - PARKING BRAKE RATCHET BAR LOCKING				
65	B,X		1	0M 2788
65/68	F		1	
71/	P	"Before 1/4/71"	1	D0DZ 2788-A
	P	"From 1/4/71"	1	D1DZ 2788-A
2A790 CONNECTOR - PARKING BRAKE CABLE				
66/71	B(exc. 66, 71)		1	C6OZ 2A790-A
66/	F		1	
70/	P		1	
72	B,S		2	D2AZ 2A790-A
2791 BUTTON - PARKING BRAKE HANDLE				
71/	L		1	D1FZ 2791-A

FORD CAR PARTS

SECTION 24

15

YEAR	MODEL	DESCRIPTION	QTY.	PART NUMBER
2793 SPRING - PARKING BRAKE RELEASE CONTROL				
71/	L		1	D1FZ 2793-A
2795 BRACKET - PARKING BRAKE CONTROL MOUNTING				
69/71	S		1	C9SZ 2795-A
2A796 NUT - PARKING BRAKE EQUALIZER ROD				
66/68	U	5/16"-24	1	C5UZ 2A796-A
2A798 COVER - PARKING BRAKE PEDAL PAD				
65/67	A,S	Stainless steel	1	C5AZ 2A798-A
68/71	A	Stainless steel	1	C8SZ 2A798-A
72	B		1	
68/	S		1	
66/67	B(63,66,76)	Stainless steel	1	C6OZ 2A798-A
68/71	B,X	Stainless steel	1	C8OZ 2A798-A
69	F(63C,65E)		1	C9ZZ 2A798-A
70/	F		1	
2804 PULLEY - PARKING BRAKE CABLE				
65	B,X		1	OM 2804
65/68	F		1	
71/	P		1	
		Clevis pin (pulley to handle)-5/16" x 13/16"	1	*73880-S8
		Pin-self-locking		352358-S100 (NN127B)
2A804 HOSE - PARKING BRAKE RELEASE				
67	S	18 1/2" long-improvise from C4SZ 2A596-A	1	*C7SA 2A804-B
68/69	S	23" long-improvise from 17543 bulk hose	1	*C8SA 2A804-B
72	S	Improvise from 17543 bulk hose	1	*
		Clamp (to control & neutral switch)	2	377931-S8(EE5)
2A808 IDLER - PARKING BRAKE REAR CABLE				
66/	B,X		1	C6OZ 2A808-A
72	S		1	
67/	F,P		1	C7ZZ 2A808-A
2814 CLIP - BRAKE HOSE				
65/66	A	Brake hose	AR	A7AZ 2814-A
65/71	B,X		AR	
67	A(New York Taxicab with disc brakes)		1	
65/	F,P,U		AR	
71/	L	Rear	1	
65/66	S		3	
67/	A,S	Brake hose	AR	C7AZ 2814-A
72	B		3	
71/	L	Front	1	
65	B	Parking brake cable to control	2	8M 2814
65/66	S	Parking brake cable to underbody	2	MC 2814-A
65/66	S	Parking brake cable to engine rear support	2	
2A815 CABLE - PARKING BRAKE INTERMEDIATE				
69/	A	64 1/2" long	1	D3AZ 2A815-B
72	B(53,71)	108 5/16" long	1	D2OZ 2A815-B
	B(63,65,97)	100 5/8" long	1	D2OZ 2A815-A
71/	P(54)	11 3/4" long	1	D1DZ 2A815-A
67	S(57)	62 5/16" long	1	C7SZ 2A815-D
	S(65)	59 3/8" long	1	C7SZ 2A815-C
68	S(57)	"Before 1/15/68" 62 5/16" long	1	C7SZ 2A815-D
	S(57)	"From 1/15/68"	1	C8SZ 2A815-B
	S(65)	"Before 1/15/68" 59 3/8" long	1	C7SZ 2A815-C
	S(65)	"From 1/15/68" 49 1/2" long	1	C8SZ 2A815-A
69/71	S(57)	51 7/8" long-#Yellow	1	C9SZ 2A815-B
	S(65)	49 3/8" long-#Green	1	C9SZ 2A815-A
72	S	104" long	1	D2SZ 2A815-A

Identification marking
May, 1975

FORD CAR PARTS

YEAR	MODEL	DESCRIPTION	QTY.	PART NUMBER
2A816 BRACKET - PARKING BRAKE CABLE EQUALIZER ROD				
72	B	98 7/8" long	1	D2OZ 2A816-A
67/69	F	"Before 12/2/68"	1	C7ZZ 2A816-A
69	F	"From 12/2/68"	1	C9ZZ 2A816-A
70/	F		1	D0ZZ 2A816-A
72	S	98 7/8" long	1	D2OZ 2A816-A
2819 PIN - PARKING BRAKE HANDLE LOCKING				
65	X	.162" O. D. - .41" long	1	C0DZ 2819-A
65	B		1	
65/68	F		1	
70/	P		1	
2849 SPACER - PARKING BRAKE CONTROL MOUNTING - Also refer to group 2B180				
65	A	Parking brake-3/8" I. D. - 3/4" O.D.-1" long - not replaced	2	★C5AZ 2849-A
65/68	A	Brake pedal-7/16" I. D. - 7/8" long	4	C5AZ 2849-B
67/68	S		4	
2853 CABLE - PARKING BRAKE EXTENSION - Also refer to groups 2A635 & 2A753				
67	F	23 1/4" long	2	B5PZ 2853-B
65	S	9 1/4" long	2	B5PZ 2853-A
66	S	13 1/4" long	2	B2PZ 2853-A
2853 CABLE and CONDUIT - PARKING BRAKE FRONT				
- A -				
65	A	Approx. 44 1/2" long	1	C5AZ 2853-A
66	A	46 5/8" long	1	C6AZ 2853-A
67/68	A	Front-89 7/8" long	1	C8AZ 2853-A
69/	A	Front-26 1/2" long	1	C9AZ 2853-A
- B -				
65	B	57" long	1	C3OZ 2853-A
66/67	B	44 3/8" long	1	C6OZ 2853-A
68/71	B	43 5/8" long	1	C8OZ 2853-A
72	B	49 3/4" long	1	D2OZ 2853-A
- F -				
65/66	F	38 5/8" long	1	C5ZZ 2853-B
67/68	F	38 3/8" long	1	C7ZZ 2853-B
69/70	F	Front-43 5/8" long	1	C9ZZ 2853-A
71/	F	Front-43 1/8" long	1	D1ZZ 2853-A
- P -				
70/	P	50 3/4" long	1	D0DZ 2853-B
- S -				
65/66	S	64 15/16" long	1	C2SZ 2853-A
67	S	Front-23 5/8" long	1	C7SZ 2853-C
68	S(57)	"Before 1/15/68" 84 3/4" long-#Red	1	C8SZ 2853-B
	S(65)	"Before 1/15/68" 82 1/4" long	1	C8SZ 2853-A
	S(57,65)	"From 1/15/68" 31 3/8" long	1	C8SZ 2853-C
69/71	S	Front-31 1/8" long	1	C9SZ 2853-A
72	S	54 1/2" long	1	D2SZ 2853-A
- U -				
66/	U	52 1/8" long	1	C6TZ 2853-F
- X -				
65	X(except 76)	50 3/4" long	1	C3DZ 2853-B
	X(76)	63 7/8" long	1	C4DZ 2853-A
66/67	X	44 3/8" long	1	C6OZ 2853-A
68/70	X	43 5/8" long	1	C8OZ 2853-A
65/69	S	Clip (cable conduit to body)	1	★95824-S32
65/	S	Clip (cable to floor support)	1	357946-S8(GG152)
65/	S	Clip (cable to floor)	1	352977-S100 (GG156)
65/70	X	Screw (cable to dash panel)-No. 14 x 3/4"-tapping	2	42143-S8(U255)
65/	A	Screw (cable to dash panel)-No. 14 x 5/8"-tapping	2	31498-S8(U253B)
65/	S		2	

Identification marking

YEAR	MODEL	DESCRIPTION	QTY.	PART NUMBER
2853 CABLE and CONDUIT - PARKING BRAKEFRONT - continued				
65/	A	Retainer (cable to frame)-7/16" spring	AR	383475-S100
65/70	X(54, 62, 63, 76)		1	(RR4A)
65/70	X(S/D 66)	Retainer (cable to engine rear support)	1	
65/	B	Retainer (cable to bracket)	1	
72	B	Retainer (to crossmember)	1	
67/	A, B, F, S, X	Retainer (cable to control)	2	
72	P	Retainer (to bracket & dash panel)	2	
65/	A	Pin-self-locking (cable to control)	1	358883-S7(NN128)
65/	A	Clevis pin (cable to control)-5/16" x 1"	1	73931-S7(N9)
65/	F	Screw (to dash panel)-No. 14-14 x 1/2"-tapping	2	31497-S8(U254)
68	F	Clip (to inner body member)	1	381930-S2 (GG155F)
68	F	Screw (clip to inner body member)- 5/16"-18 x 3/4"	1	381877-S2 (UU52AF)
72	P	Screw (to side rail)-1/4"-14 x 1/2" hex. hd.	1	55981-S2 (U254E)
66/	U	Clip (to floor pan)	2	352204-S100 (GG148)
2860 CLIP - PARKING BRAKE CABLE				
65/68	A, S	To lower control arm	2	C5AZ 2860-C
69/71	A, S		2	C9AZ 2860-A
72	A(76)		2	
72	A	Screw (to rear suspension lower arm)- 5/16 - 18 x 3/4" hex. hd.	2	381877-S2 (UU52AF)
2861 LINK - PARKING BRAKE CABLE CONNECTING				
65/67	A		1	C3AZ 2861-A
71	L		1	D1FZ 2861-A
65/67	S		1	B9A 2861-A
71	L	Pin (link to clutch pedal)-3/8" x 7/8"-clevis	1	384632-S(NN49Z)
2873 BEARING - AIR CONDITIONER COMPRESSOR BELT IDLER PULLEY				
65	B(6 cyl.170,200)	7/16" I.D.-1 1/4" O.D.-5/8" thick-#207-used	1	C3OZ 2873-A
65/67	A(6 cyl.)	in 8678 pulley assy.	1	(YP-22)
2876 SHAFT - AIR CONDITIONER COMPRESSOR BELT IDLER PULLEY				
65/67	A (6 cyl.)	1 1/16" long	1	B8QH 2876-A
68/69	A, B, F, S, X(8 cyl.)	1 15/16" long-not replaced	1	*C8AZ 2876-A
70	A, B, F, S, X		1	(YS-25)
2881 SUPPORT - AIR CONDITIONER COMPRESSOR MOUNTING BRACKET				
66	B, X (6 cyl. 170, 200)	"Before 4/1/66"	1	*C6DZ 2A881-A
66/67	B, X (6 cyl. 170, 200)	"From 4/1/66"	1	*C6DZ 2A881-B
2882 BRACKET - AIR CONDITIONER COMPRESSOR MOUNTING - Also refer to group 10A313				
-A-				
65/66	A(6 cyl.)	With A/C	1	C7AZ 2882-A
	A(8 cyl. 289)	With A/C-not replaced	1	*C5AZ 2882-D
	A(8 cyl. 352, 390, 428)	With A/C	1	C6SZ 2882-A
67	A(6 cyl.)	With integral A/C	1	C7AZ 2882-A
	A(6 cyl.)	With hang-on A/C-not replaced	1	*C7AZ 2882-E
	A(8 cyl. 289)	"Before 1/3/67"	1	*C7AZ 2882-F
		"From 1/3/67"	1	C7AZ 2882-G
	A(8 cyl. 289)	With hang-on A/C -not replaced	1	*C7AZ 2882-D
	A(P/I)-8 cyl. 390,428	"Before 3/15/67"	1	C7AZ 2882-B
		"From 3/15/67"	1	C7ZZ 2882-A
	A(8 cyl. 390, 428)	With hang-on A/C -not replaced	1	*C7AZ 2882-C
68	A(6 cyl.)	With A/C	1	C8AZ 2882-A
	A(8 cyl. 289, 302)	With A/C	1	C7AZ 2882-G
	A(8 cyl. 390, 428)	With A/C	1	C7ZZ 2882-A
	A(8 cyl. 429-4/B)	With A/C	1	C8VZ 2882-A
69	A(6 cyl.)	With A/C	1	C8AZ 2882-A
	A(8 cyl. 302)	With A/C	1	C7AZ 2882-G
	A(8 cyl. 351)	With A/C	1	C9OZ 2882-B
	A(8 cyl. 390, 428)	With A/C	1	C9AZ 2882-A
	A(8 cyl. 429-4/B)	With A/C	1	C8VZ 2882-A

Identification marking

May, 1975

COPYRIGHT © 1975 -

FORD MOTOR
COMPANY

-DEARBORN, MICHIGAN

FINAL ISSUE

YEAR	MODEL	DESCRIPTION	QTY.	PART NUMBER	
2882 BRACKET - AIR CONDITIONER COMPRESSOR MOUNTING - continued - Also refer to group 10A313					
- A - continued					
70	A(6 cyl.)	With A/C	1	C8AZ 2882-A	
	A(8 cyl. 302)	With A/C	1	D0OZ 2882-A	
	A(8 cyl. 351)	With A/C	1	D0ZZ 2882-A	
	A(8 cyl. 390, 428)	With A/C	1	C9AZ 2882-A	
	A(8 cyl. 429)	With A/C	1	D0AZ 2882-A	
71	A(6 cyl.)	With A/C	1	C8AZ 2882-A	
	A(8 cyl. 302)	With A/C	1	D0OZ 2882-A	
	A(8 cyl. 351-2/B)-engine tag code C	With A/C	1	D1AZ 2882-C	
	A(8 cyl. 351-2/B)-engine tag code W	With A/C	1	D1AZ 2882-B	
	A(8 cyl. 390)	With A/C	1	C9AZ 2882-A	
	A(8 cyl. 400)	With A/C	1	D1AZ 2882-A	
	A(8 cyl. 429)	With A/C	1	D0AZ 2882-A	
72	A(6 cyl.)	With integral A/C	1	C8AZ 2882-A	
	A(6 cyl.)	With hang-on A/C	1	D2AZ 2882-C	
	A(8 cyl. 302)	With A/C	1	D0OZ 2882-A	
	A(8 cyl. 351-2/B)-engine tag code C	With integral A/C	1	D1AZ 2882-C	
	A(8 cyl. 351-2/B)-engine tag code C	With hang-on A/C	1	D2AZ 2882-B	
	A(8 cyl. 351-2/B)-engine tag code W	With A/C	1	D1AZ 2882-B	
	A(8 cyl. 400)	With integral A/C	1	D1AZ 2882-A	
	A(8 cyl. 400)	With hang-on A/C	1	D2AZ 2882-B	
	A(8 cyl. 429)	With integral A/C	1	D0AZ 2882-A	
	A(8 cyl. 429)	With hang-on A/C	1	D2AZ 2882-A	
	- B -				
	65/66	B(6 cyl.)-1965	With A/C-not replaced	1	★C5OZ 2882-A
		B(6 cyl.)-1966	With A/C	1	C5OZ.10A313-B.
B(8 cyl. 260, 289)		With A/C - not replaced	1	★C5AZ 2882-D	
B(8 cyl. 390)-1966		With A/C	1	C6SZ 2882-A	
67	B(6 cyl.)	With hang-on A/C-not replaced	1	★C7OZ 2882-A	
	B(6 cyl.)	With integral A/C	1	C5OZ 10A313-B	
	B(8 cyl. 289)	"Before 1/3/67" "From 1/3/67"	1	★C7AZ 2882-F	
		With integral A/C	1	C7AZ 2882-G	
	B(8 cyl. 289)	With hang-on A/C-not replaced	1	★C7AZ 2882-D	
	B(8 cyl. 390)	With integral A/C	1	C7AZ 2882-B	
	B(8 cyl. 390)	With hang-on A/C-not replaced	1	★C7AZ 2882-C	
68	B(6 cyl.)	With A/C	1	C8OZ 2882-B	
	B(8 cyl. 289, 302)	With A/C	1	C7AZ 2882-G	
	B(8 cyl. 390)	"Before 12/1/67" "From 12/1/67"	1	C8OZ 2882-A	
		With integral A/C	1	C7ZZ 2882-A	
	B(8 cyl. 390, 428CJ)	With hang-on A/C	1	C7ZZ 2882-A	
69	B(6 cyl.)	With A/C	1	C9OZ 2882-A	
	B(8 cyl. 302)	With A/C	1	C7AZ 2882-G	
	B(8 cyl. 351)	With A/C	1	C9OZ 2882-B	
	B(8 cyl. 390, 428)	With A/C	1	C9AZ 2882-A	
70	B(6 cyl.)	With A/C	1	C9OZ 2882-A	
	B(8 cyl. 302)	With A/C	1	D0OZ 2882-A	
	B(8 cyl. 351-2V)	With A/C	1	D0ZZ 2882-B	
	B(8 cyl. 429)	With A/C	1	D0AZ 2882-A	
71	B(exc. 66, 71)-6 cyl.	With A/C	1	C9OZ 2882-A	
	B(8 cyl. 302)	With A/C	1	D0OZ 2882-A	
	B(8 cyl. 351)	With A/C	1	D0ZZ 2882-B	
	B(8 cyl. 429)	With A/C	1	D0AZ 2882-A	
72	B(6 cyl. 250)	With integral A/C	1	C9OZ 2882-A	
	B(6 cyl. 250)	With hang-on A/C	1	D2DZ 2882-A	
	B(8 cyl. 302)	With A/C	1	D0OZ 2882-A	
	B(8 cyl. 351)	With integral A/C	1	D0ZZ 2882-B	
	B(8 cyl. 351)	With hang-on A/C	1	D2AZ 2882-B	
	B(8 cyl. 400)	With integral A/C	1	D1AZ 2882-A	
	B(8 cyl. 400)	With hang-on A/C	1	D2AZ 2882-B	
	B(8 cyl. 429)	With integral A/C	1	D0AZ 2882-A	
	B(8 cyl. 429)	With hang-on A/C	1	D2AZ 2882-A	

FORD CAR PARTS

YEAR	MODEL	DESCRIPTION	QTY.	PART NUMBER	
2882 BRACKET - AIR CONDITIONER COMPRESSOR MOUNTING - continued - Also refer to group 10A313					
- F -					
65	F(6 cyl.)-with generator	With A/C -not replaced	1	★C4DZ 2882-A	
	F(6 cyl.)-with alternator	With A/C -not replaced	1	★C5DZ 2882-B	
	F(8 cyl.)-with generator	With A/C -not replaced	1	★C5ZZ 2882-A	
	F(8 cyl.)-with alternator	With A/C -not replaced	1	★C5AZ 2882-D	
66	F(6 cyl.)	With A/C -not replaced	1	★C6ZZ 2882-A	
	F(8 cyl.)	With A/C -not replaced	1	★C5AZ 2882-D	
67	F(6 cyl.)	With integral A/C -not replaced	1	★C6ZZ 2882-A	
	F(6 cyl.)	With hang-on A/C -not replaced	1	★C7OZ 2882-A	
	F(8 cyl. 289)	"Before 1/3/67" "From 1/3/67"	With integral A/C -not replaced	1	★C7ZZ 2882-B
			With integral A/C	1	C7AZ 2882-G
	F(8 cyl. 289)		With hang-on A/C -not replaced	1	★C7AZ 2882-D
	F(8 cyl. 390)		With integral A/C	1	C7ZZ 2882-A
	F(8 cyl. 390)		With hang-on A/C -not replaced	1	★C7AZ 2882-C
68	F(6 cyl.)	With A/C	1	C8OZ 2882-B	
	F(8 cyl. 289, 302)	With A/C	1	C7AZ 2882-G	
	F(8 cyl. 390, 428CJ)	With A/C	1	C7ZZ 2882-A	
69	F(6 cyl.)	With A/C	1	C9OZ 2882-A	
	F(8 cyl. 302)	With A/C	1	C7AZ 2882-G	
	F(8 cyl. 351)	With A/C	1	C9OZ 2882-B	
	F(8 cyl. 390)	With integral A/C	1	C7ZZ 2882-A	
	F(8 cyl. 390)	With hang-on A/C	1	C9AZ 2882-A	
			With A/C	1	C9OZ 2882-A
70	F(6 cyl.)	With A/C	1	D0OZ 2882-A	
	F(8 cyl. 302)	With A/C	1	D0ZZ 2882-A	
	F(8 cyl. 351-2V)-Engine tag code W	With A/C	1	D0ZZ 2882-A	
	F(8 cyl. 351)-Engine tag code C	With A/C	1	D0ZZ 2882-B	
	F(8 cyl. 390, 428)	With A/C	1	C9AZ 2882-A	
71	F(6 cyl.)	With A/C	1	C9OZ 2882-A	
	F(8 cyl. 302)	With A/C	1	D0OZ 2882-A	
	F(8 cyl. 351)	With A/C	1	D0ZZ 2882-B	
	F(8 cyl. 429)	With A/C	1	D0AZ 2882-A	
72	F(6 cyl. 250)	With integral A/C	1	C9OZ 2882-A	
	F(6 cyl. 250)	With hang-on A/C	1	D2DZ 2882-A	
	F(8 cyl. 302)	With A/C	1	D0OZ 2882-A	
	F(8 cyl. 351)	With integral A/C	1	D0ZZ 2882-B	
	F(8 cyl. 351)	With hang-on A/C	1	D2AZ 2882-B	
- L -					
71	L(4 cyl. 98-1600cc)	With hang-on A/C	1	D1FZ 2882-B	
	L(4 cyl. 122-2000cc)	With integral A/C	1	D1FZ 2882-A	
	L(4 cyl. 122-2000cc)	With hang-on A/C	1	D3FZ 2882-A	
72	L(4 cyl. 98-1600cc)	With hang-on A/C	1	D2FZ 2882-A	
	L(4 cyl. 122-2000cc)	With hang-on A/C	1	D3FZ 2882-A	
	L(4 cyl. 122-2000cc)	"Before 1/10/72"	With integral A/C	1	D1FZ 2882-A
	L(4 cyl. 122-2000cc)	"From 1/10/72"	With integral A/C	1	D2FZ 2882-B
- P -					
70	P(6 cyl.)	With A/C	1	C8OZ 2882-B	
71	P(6 cyl. 170, 200)	With A/C	1	C9OZ 2882-A	
	P(6 cyl. 250)	With A/C	1	D0OZ 2882-B	
	P(8 cyl.)	With A/C	1	C8OZ 2882-A	
72	P(6 cyl. 170, 200)	With integral A/C	1	C8OZ 2882-B	
	P(6 cyl. 170, 200)	With hang-on A/C	1	D2DZ 2882-A	
	P(6 cyl. 250)	With integral A/C	1	C9OZ 2882-A	
	P(6 cyl. 250)	With hang-on A/C	1	D2DZ 2882-A	
	P(8 cyl.)	With A/C	1	D0OZ 2882-A	
- S -					
65/66	S	With A/C	1	C6SZ 2882-A	
67	S	With A/C	1	C7ZZ 2882-A	
68	S(8 cyl. 390)	With A/C	1	C7ZZ 2882-A	
	S(8 cyl. 429)	With A/C	1	C8VZ 2882-A	
69	S	With A/C	1	C8VZ 2882-A	
70/71	S	With A/C	1	D0AZ 2882-A	
72	S(8 cyl. 400)	With A/C	1	D2SZ 2882-A	
	S(8 cyl. 429)	With A/C	1	D2VY 2882-A	

YEAR	MODEL	DESCRIPTION	QTY.	PART NUMBER
2882 BRACKET - AIR CONDITIONER COMPRESSOR MOUNTING - continued - Also refer to group 10A313				
- X -				
55	X(6 cyl.)	With A/C-not replaced	1	★C5DZ 2882-B
	X(8 cyl.)	With A/C-not replaced	1	★C5AZ 2882-D
66	X(6 cyl.)	With A/C	1	C5OZ 10A313-B
	X(8 cyl.)	With A/C-not replaced	1	★C5AZ 2882-D
67	X(6 cyl.)	With hang-on A/C-not replaced	1	★C7GZ 2882-A
	X(6 cyl.)	With integral A/C	1	C5OZ 10A313-B
	X(8 cyl.)	With integral A/C-not replaced	1	★C7AZ 2882-F
		"Before 1/3/67"		
		With integral A/C	1	C7AZ 2882-G
	X(8 cyl.)	With hang-on A/C-not replaced	1	★C7AZ 2882-D
68/69	X(6 cyl.)	With A/C	1	C8OZ 2882-B
	X(8 cyl.)	With A/C	1	C7AZ 2882-G
70	X(6 cyl.)	With A/C	1	C8OZ 2882-B
	X(8 cyl.)	With A/C	1	D0OZ 2882-A
65/70	X	Bolt (bracket to compressor)-3/8"-16 x 1 1/4"	1	20428-S7-8(B82)
65/	A (8 cyl.), S	Bolt (bracket to compressor)-3/8"-16 x 1"	4	20388-S8(B80)
65/	A (8 cyl.), S	Bolt (bracket to cylinder head)	2	
65/	A (8 cyl.)	Bolt (bracket to cyl. head)-3/8"-16 x 1 3/8"	1	20448-S8(B83)
65	A(6 cyl.)-with economy hang-on A/C	Washer-flat(to cylinder block)-7/16"	4	352153-S(XX173)
65/	A (8 cyl.)	Bolt (bracket to cvl. head)-3/8"-16 x 1 5/8"	1	20488-S8(B86)
65/	A(8 cyl.)	Bolt (brkt. to P/S pump brkt.)-3/8"-16 x 2 1/2"	1	45522-S8(B93)
		Nut-3/8"-16		33799-S7(M52)
		Washer-flat-13/32"		351415-S(XX128)
65/	A(8 cvl. 260, 289, 302, 352, 390)	Bolt(bracket to cylinder head)-3/8"-16 x 7/8"	1 or 2	356685-S8(BB153)
65/	S		2	
65/	A(6 cyl. & 8 cyl. 260, 289, 302), X(8 cyl.)	Bolt (bracket to compressor	4	
		Lockwasher-3/8"		34807-S8(X66)
65/	A(8 cyl. 292, 352, 390)	Bolt (bracket to compressor)-3/8"-16 x 1 1/8"	4	354135-S7-8 (BB155A)
65/	B	Bolt (bracket to cylinder block)-5/16"-18 x 4"	1 or 2	45562-S8(B69)
65/	A(8 cyl. 260, 289, 302), X		1 or 2	
65	F		1	
68	A(6 cyl.)-integral A/C	Screw & washer assy. (to engine block)- 7/16"-14 x 1 1/4"	2	382013-S2 (BB546A)
68	B, X(6 cyl.)- integral A/C	Screw & washer assy. (to water pump)- 5/16"-18 x 2 1/4"	1	382010-S2 (BB545E)
70	A, B, S	Screw & washer assy. (cylinder block)- 7/16"-14 x 1 1/4"	2	384094-S2 (BB563BJ)
65/	B (8 cyl.)	Bolt (compressor to cyl. block)-5/16"-18 x 2 1/2"	1	376765-S(BB416F)
65/	B, X (6 cyl.)	locking	1	
65/	A(8 cyl. 260, 289), B, X(8 cyl.)	Bolt (bracket to cyl. front cover)-5/16"-18 x 1 1/2"	1	20466-S8 (B61)
65/	A(8 cyl. 260, 289), B, X(8 cyl.)	Bolt (bracket to cyl. head)-3/8"-16 x 3/4"	1	42996-S7-8(B251F)
65	F (6 cyl.)	Bolt (to engine)-3/8"-16 x 1 1/8"	2	371186-S(BB441)
65/70	X(6 cyl.)	Bolt (compressor adjusting)-3/8"-24 x 2"	1	20523-S8(B177)
65/	A	Stud (to cyl. head)-3/8"-16 x 2"	3	377278-S7-8
67/	S		1	(WW6E)
66/	F, X. (8 cyl. 289, 302)		2 or 3	
65/	A	Stud (to cyl. head)-7/16"-14 x 2 1/8"	3	377279-S7-8 (WW6F)
72	S(8 cyl. 400)	Screw & washer assy. (bracket to cyl. head)- 7/16"-14 x 1 1/2"	1	384387-S2
71/	L	Stud (to engine)-M10 x 7/16"-14 x 1 5/8"	4	N800004-S (AB35C)
72	L	Bolt (to engine)-M10 x 3/4" hex. head	4	N800017-S100 (AB38)
2883 BRACKET - AIR CONDITIONER COMPRESSOR ADJUSTING				
66/67	B, X (6 cyl.)	Not replaced	1	★C8OZ 2883-A
72	S(8 cyl. 429)		1	D2VY 2883-A
65	X (6 cyl.)	Not replaced	1	★CODE 2883-A
65	X (6 cyl.)	Bolt (bracket to compressor)-3/8"-16 x 1 1/2"	2	20468-S8(B85)

2884 CLUTCH and PULLEY - AIR CONDITIONER COMPRESSOR - Also refer to group 8678

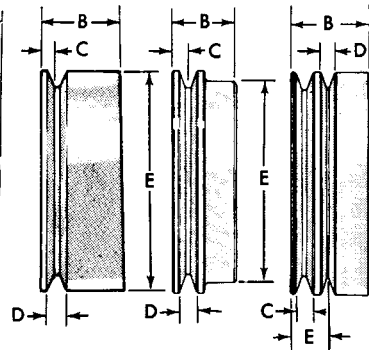
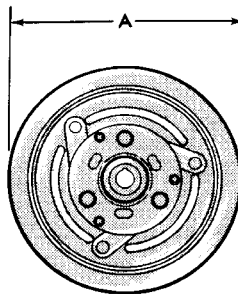

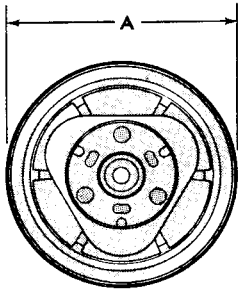
CLUTCH CROSS-REFERENCE GUIDE

Use the chart below to translate stamped number into service part number.

Also refer to illustration on the next page and the model application listing on page 25.

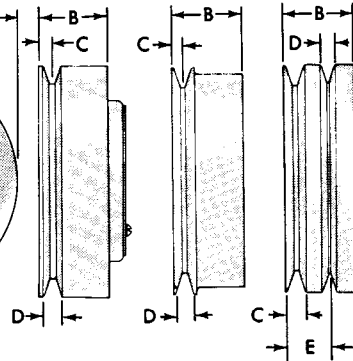
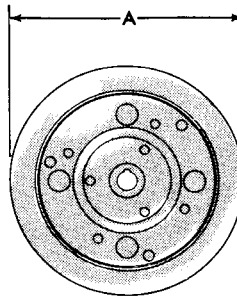
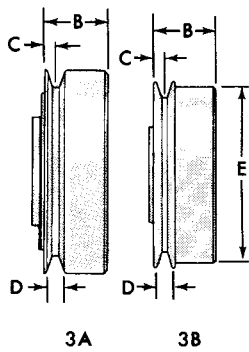
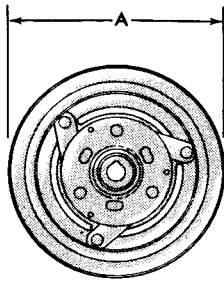
IDENTIFICATION	PART NUMBER	IDENTIFICATION	PART NUMBER
B8AA 2981-A	C0AZ 2884-D	C9AA 2981-D	C9AZ 2884-D
C2AA 2981-A	C8OZ 2884-B	C9AA 2881-D1	C9AZ 2884-D
C2AA 2981-A1	C8OZ 2884-B	C9AA 2981-D2	C9AZ 2884-D
C2AA 2981-A2	C8OZ 2884-B	C9AA 2981-E	▲C9AZ 2884-K
C2AA 2981-C	▲C8OZ 2884-G	C9AA 2981-E1	▲C9AZ 2884-K
C2OA 2981-A	C2OZ 2884-A	C9AA 2981-E2	▲C9AZ 2884-K
C2SA 2981-A	▲C8OZ 2884-G	C9AA 2981-F	C9AZ 2884-A
C3AA 2981-A	C3AZ 2884-A	C9AA 2981-G	C9AZ 2884-B
C3AA 2981-A1	C3AZ 2884-A	C9AA 2981-H	C9AZ 2884-C
C3AA 2981-A2	C3AZ 2884-A	C9AJ 2981-A	C9AZ 2884-F
C3AA 2981-B	▲C3AZ 2884-C	C9OA 2981-E	C9OZ 2884-B
C4AA 2981-A	C6AZ 2884-A	C9OA 2981-F	C9OZ 2884-C
C4DA 2981-B	▲C8OZ 2884-G	C9RJ 2981-A	▲C9AZ 2884-L
C4DA 2981-B1	▲C8OZ 2884-G	C9TA 2981-A	C9TZ 2884-A
C4DA 2981-B2	▲C8OZ 2884-G	D0VA 2981-A	▲C9AZ 2884-K
C4DA 2981-C	C5DZ 2884-A	D1AA 2981-AA	D1AZ 2884-A
C4OA 2981-A	▲C3AZ 2884-C	D1AA 2981-A1A	D1AZ 2884-A
C5AA 2981-A	C5AZ 2884-A	D1AA 2981-A1B	D1AZ 2884-A
C5AA 2981-B	C9TZ 2884-A	D1AA 2981-A2A	D1AZ 2884-A
C5AA 2981-C	C9TZ 2884-A	D1AA 2981-A2B	D1AZ 2884-A
C5OA 2981-A1	C6OZ 2884-A	D1OA 2981-AA	D1OZ 2884-A
C7AA 2981-B	C7AZ 2884-B	D1OA 2981-A1A	D1OZ 2884-A
C7AA 2981-C	C7AZ 2884-C	D1OA 2981-A1B	D1OZ 2884-A
C7AA 2981-D	C9AZ 2884-F	D1OA 2981-A2A	D1OZ 2884-A
C7AA 2981-F	C9AZ 2884-A	D1OA 2981-A2B	D1OZ 2884-A
C7AA 2981-G	▲C9AZ 2884-H	D1ZA 2981-AA	D1OZ 2884-A
C7AA 2981-H	C9AZ 2884-B	D2AA 2981-A1A	D1AZ 2884-A
C7AA 2981-J	C8AZ 2884-F	D2AA 2981-A1B	D1AZ 2884-A
C7OA 2981-A	C7OZ 2884-A	D2AA 2981-A2A	D1AZ 2884-A
C7OA 2981-B	C7OZ 2884-B	D2OA 2981-AA	D2OZ 2884-A
C7OA 2981-F	C8OZ 2884-B	D2OA 2981-A1A	D2OZ 2884-A
C7SA 2981-A	C9AZ 2884-B	D2OA 2981-A1B	D2OZ 2884-A
C7SA 2981-B	C7AZ 2884-D	D2OA 2981-A1C	D2OZ 2884-A
C7ZA 2981-C	C7ZZ 2884-B	D2OA 2981-A2A	D2OZ 2884-A
C8OA 2981-A	C8OZ 2884-A	D2OA 2981-A2B	D2OZ 2884-A
C8VA 2981-A	C8VZ 2884-A	D2OA 2981-BA	D2OZ 2884-B
		D2OA 2981-CA	▲C9AZ 2884-K
		D2ZA 2981-A1A	D1OZ 2884-A
		D2ZA 2981-A1B	D1OZ 2884-A
		D2ZA 2981-A2A	D1OZ 2884-A
		D22A 2981-AA	D2FZ 2884-A

▲ Clutch and pulley kit - refer to group 2884 Page 33 for contents of kit



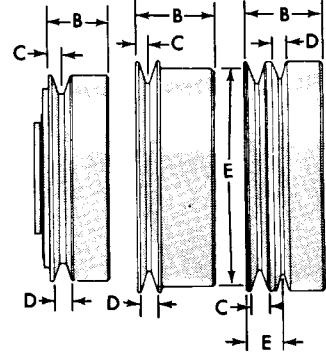
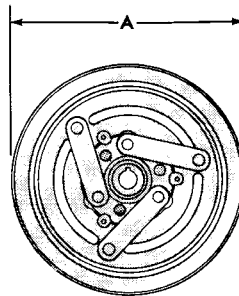
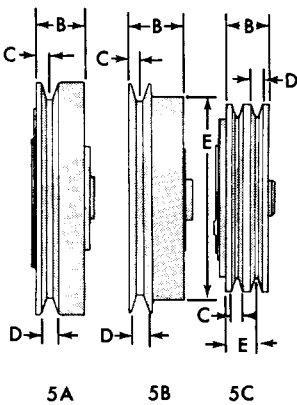
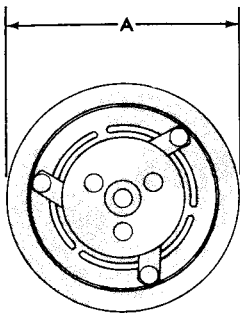
TYPE-1

2A 2B 2C
TYPE-2A 2B AND 2C



TYPE-3A AND 3B

4A 4B 4C
TYPE-4A 4B AND 4C



TYPE-5A 5B AND 5C

6A 6B 6C
TYPE-6A 6B AND 6C

2884 CLUTCH and PULLEY - AIR CONDITIONER COMPRESSOR - continued Also refer to group 8678

A/C CLUTCH IDENTIFICATION CHART

For Model Application see Page 27

T Y P E	A	B	C	D	E	NO. SHEAVES	VENDOR	STAMPED NO.	REMARKS	PART NUMBER
2A	6 3/4	2 5/16	5/16	3/8		1	E	B8AA 2981-A	Has integral field-use w/C0AE 2979-A	C0AZ 2884-D (YB-54)
2B	6 3/4	1 3/4	3/8	1/2	5 5/16	1	E	C7AA 2981-C	Has integral field-use w/C8SZ 2979-A	C7AZ 2884-C (YB-73)
2B	6 3/4	1 7/8	7/16	1/2	6 1/16	1	E	C3AA 2981-A C3AA 2981-A1	Has integral field-use w/C8SZ 2979-A	C3AZ 2884-A
2B	6 3/4	2 1/4	3/8	1/2	6 3/8	1	E	C2AA 2981-A C2AA 2981-A1	Used on 1967 Ford-has integral field-use w/ C8SZ 2979-A	★IC2AZI 2884-A r/b C8OZ 2884-B
2C	6 1/4	1 1/2	1/2	1/2	1 3/16	2	E	C7AA 2981-B	Has integral field-use w/ C8SZ 2979-A	C7AZ 2884-B
2C	6 3/4	1 7/8	3/8	3/8	1 7/16	2	E	C9OA 2981-F	Has integral field-use w/C8SZ 2979-A	C9OZ 2884-C (YB-83)
2C	6 3/4	2 5/16	1/2	3/8	1 1/16	2	E	C4DA 2981-B C4DA 2981-B1	Has integral field-use w/C8SZ 2979-A	★IC4DZ 2884-A (YB-59) r/b ▲C8OZ 2884-G
3A	5 7/8	1 5/8	3/8	1/2		1	E	C8VA 2981-A	Has integral field-use w/C8SZ 2979-A	C8VZ 2884-A
3A	6	1 5/8	3/8	1/2		1	E	C9AA 2981-H	Has integral field-use w/ C8SZ 2979-A	C9AZ 2884-C
3A	6	1 13/16	3/8	1/2		1	E	C7AA 2981-D	Has integral field-use w/C8SZ 2979-A	★C8AZ 2884-A r/b C9AZ 2884-F
3A	6 1/16	1 13/16	3/8	1/2		1	E	C5AA 2981-A	Used on 1965/67 Ford-has integral field-use w/C8SZ 2979-A	★C5AZ 2884-A (YB-65) Not replaced
3A	6 1/16	1 13/16	3/8	1/2		1	E	C9AJ 2981-A	Used on 1969 Ford-has integral field-use w/C8SZ 2979-A	C9AZ 2884-F (YB-33)
3A	6 3/16	2 3/8	3/8	1/2		1	E	C5AA 2981-B	Has integral field-use w/C8SZ 2979-A	★C5AZ 2884-B r/b C9TZ 2884-A
3A	6 5/16	2 5/16	3/8	1/2		1	E	C9TA 2981-A	Has integral field-use w/C8SZ 2979-A	C9TZ 2884-A
3B	6 5/16	2 1/16	3/8	1/2	6	1	E	C7AA 2981-F C9AA 2981-F	Has integral field-use w/C8SZ 2979-A	C9AZ 2884-A
4A	6 7/8	2 1/8	3/8	1/2		1	W	C2AA 2981-C	Has wire and field assy.	★C2AZ 2884-C (YB-27) r/b ▲C8OZ 2884-G
4A	6 7/8	1 7/16	7/16	1/2		1	W	C3AA 2981-B	Less field-use w/C3SZ 2987-A	★C3AZ 2884-B (YB-57) r/b ▲C3AZ 2884-C
4C	6 7/8	1 3/4	1/2	3/8	11/16	2	W	C7OA 2981-A	Less field-use w/C7AZ 2987-A	C7OZ 2884-A (YB-74)
4C	6 7/8	2	1/2	3/8	1	2	W	C4DA 2981-C	Less field-use w/C3SZ 2987-A	C5DZ 2884-A (YB-66)
4C	6 7/8	2 1/16	1/2	3/8	1 1/16	2	W	C7ZA 2981-C	Less field-use w/C7AZ 2987-A	C7ZZ 2884-B (YB-76)
5A	6	1 3/8	3/8	1/2		1	P	C9AA 2981-E	Less field-use w/C9AZ 2987-A	★C9AZ 2884-E
5A	5 5/16	1 3/8	3/8	1/2		1	G	C9AA 2981-E1		r/b▲C9AZ 2884-K
5A	5 5/16	1 3/8	3/8	1/2		1	P	C9AA 2981-E2, D0VA 2981-A		
5A	5 5/16	1 3/8	3/8	1/2		1	P	D2OA 2981-CA		
5A	6 3/4	1 5/8	7/16	1/2		1	P	C4OA 2981-A	Less field-use w/C4AZ 2987-A	★C4OZ 2884-A r/b▲C3AZ 2884-C
5B	6	1 1/4	3/8	1/2	5	1		D22A 2981-AA	Less field-use w/D2FZ 2987-A	D2FZ 2884-A (YB-37)
5B	6 1/4	5/8	5/16	1/2	6	1	P	C7AA 2981-G	Less field-use w/C8AZ 2987-D	★C8AZ 2884-E (YB-48) r/b ▲C9AZ 2884-H

E - Eaton G - GPD P - Pitts W - Warner † Production alternates

▲ Clutch and pulley kit - refer to group 2884 page 33 for contents of kit

May, 1975

COPYRIGHT © 1975 -

FORD MOTOR
COMPANY

- DEARBORN, MICHIGAN

FINAL ISSUE

2884 CLUTCH and PULLEY - AIR CONDITIONER COMPRESSOR - continued - Also refer to group 8678

A/C CLUTCH IDENTIFICATION CHART

T Y P E	A	B	C	D	E	NO. SHEAVES	VENDOR	STAMPED NO.	REMARKS	PART NUMBER
5B	6 3/8	1 11/16	3/8	1/2	5 3/16	1	P	C9AA 2981-D	Less field-use w/C9AZ 2987-A	C9AZ 2884-D
5B	6 5/16	1 1/2	3/8	1/2	5 3/16	1	G	C9AA 2981-D1		
5B	6 5/16	1 1/2	3/8	1/2	5 3/16	1	P	C9AA 2981-D2		
5B	6 5/16	1 11/16	3/8	1/2	5 1/8	1	P	D10A 2981-AA	Less field-use w/C9AZ 2987-A	D10Z 2884-A (YB-19)
							G	D10A 2981-A1A		
							G	D10A 2981-A1B		
							P	D10A 2981-A2A		
							P	D10A 2981-A2B		
							G	D2ZA 2981-A1A		
							P	D2ZA 2981-A1B		
							P	D2ZA 2981-A2A		
5B	6 5/16	1 11/16	3/8	1/2	5 1/8	1		D1ZA 2981-AA	Less field-use w/C9AZ 2987-A	*D1ZZ 2884-A r/b D10Z 2884-A
5B	6 5/16	1 11/16	3/8	1/2	5 1/8	1	P	D1AA 2981-AA	Less field-use w/C9AZ 2987-A	D1AZ 2884-A (YB-18)
							G	D1AA 2981-A1A		
							G	D1AA 2981-A1B		
							P	D1AA 2981-A2A		
							P	D1AA 2981-A2B		
							G	D2AA 2981-A1A		
							P	D2AA 2981-A1B		
							P	D2AA 2981-A2A		
5B	6 5/16	1 11/16	3/8	1/2	5 1/8	1	P	D2OA 2981-AA	Less field-use w/C9AZ 2987-A	D2OZ 2884-A (YB-38)
							G	D2OA 2981-A1A		
							G	D2OA 2981-A1B		
							P	D2OA 2981-A1C		
							P	D2OA 2981-A2A		
							P	D2OA 2981-A2B		
5B	6 11/16	1 5/8	3/8	1/2	6	1	P	C7SA 2981-B	Less field-use w/C4AZ 2987-A	C7AZ 2884-D
5B	6 11/16	2 1/8	3/8	1/2	6 3/8	1	P	C4AA 2981-A	Less field-use w/C6AZ 2987-A	C6AZ 2884-A
5B	6 11/16	1 5/8	3/8	1/2	6	1	P	C7AA 2981-J	Less field-use w/C8AZ 2987-C	C8AZ 2884-F
5C	6 1/4	1 7/16	3/8	3/8	1	2	P	C9OA 2981-E	Less field-use w/C9AZ 2987-A	C9OZ 2884-B (YB-34)
5C	6 5/16	1 3/8	3/8	3/8	1 1/16	2	P	D2OA 2981-BA	Less field-use w/C9AZ 2987-A	D2OZ 2884-B (YB-39)
5C	6 11/16	1 7/16	1/2	3/8	1 1/8	2	P	C5OA 2981-A1	Less field-use w/C4AZ 2987-A	C6OZ 2884-A (YB-72)
5C	6 3/4	1 7/16	3/8	3/8	1 1/8	2	P	C8OA 2981-A	Less field-use w/C8AZ 2987-C	C8OZ 2884-A (YB-49)
6B	6 3/4	1 7/8	7/16	1/2	6 1/16	1	E	C3AA 2981-A2	Has integral field-use w/C8SZ 2979-A	C3AZ 2884-A
6B	6 3/4	2 1/4	3/8	1/2	6 3/8	1	E	C2AA 2981-A2	Has integral field-use w/C8SZ 2979-A	*C2AZ 2884-A r/b C8OZ 2884-B
6B	6 3/4	2	5/8	1/2	6	1	E	C7AA 2981-H	Has integral field-use w/C8SZ 2979-A	C9AZ 2884-B
6B	6 3/4	2 1/16	3/8	1/2	6	1	E	C7SA 2981-A	Has integral field-use w/C8SZ 2979-A	C9AZ 2884-B
6B	6 3/4	2 1/16	5/8	1/2	6	1	E	C9AA 2981-G	Has integral field-use w/C8SZ 2979-A	C9AZ 2884-B
6B	6 3/4	2 1/4	3/8	1/2	6 3/8	1	E	C7OA 2981-F	Used on 1968 Fairlane-has integral field-use w/C8SZ 2979-A	C8OZ 2884-B
6C	6 1/8	1 7/8	3/8	3/8	1 3/8	2		C9RJ 2981-A	Has integral field-use w/C8SZ 2979-A	*C9RZ 2884-A r/b C9AZ 2884-L
6C	6 3/4	2 5/16	1/2	3/8	1 1/16	2	E	C4DA 2981-B2	Has integral field-use w/C8SZ 2979-A	*C4DZ 2884-A (YB-59) r/b C8OZ 2884-G
6C	7	1 1/2	1/2	3/8	1 1/16	2	E	C7OA 2981-B	Has integral field-use w/C8SZ 2979-A	C7OZ 2884-B (YB-75)
							F		Less field-use w/D1VY 2987-A field and D1VY 19D653-A pulley	D1VY 2884-A (YB-36)

E - Eaton F - Frigidaire G - GPD P - Pitts † Production alternates

▲ Clutch and pulley kit - refer to group 2884 page 33 for contents of kit

2884 CLUTCH and PULLEY - AIR CONDITIONER COMPRESSOR - continued - Also refer to group 8678

MODEL APPLICATION

For illustration of Air Conditioning Clutch Pulleys see Page 22 . For Cross Reference Chart Refer to Page 21.

YEAR	MODEL	REMARKS	TYPE †	STAMPED IDENTIFICATION	USE WITH -	PART NUMBER
- A -						
65/66	A(6 cyl.)		4A	C2AA 2981-C		★C2AZ 2884-C (YB-27) r/b ▲C8OZ 2884-G
	A(6 cyl.)		2B 2B 6B	C2AA 2981-A, C2AA 2981-A1, C2AA 2981-A2	C8SZ 2979-A, C8SZ 2979-A, C8SZ 2979-A	★C2AZ 2884-A r/b C8OZ 2884-B
	A(6 cyl.)		3A	C5AA 2981-A	C8SZ 2979-A	C5AZ 2884-A (YB-65)
	A(8 cyl. 260, 289)		2B 2B 6B	C3AA 2981-A, C3AA 2981-A1, C3AA 2981-A2	C8SZ 2979-A, C8SZ 2979-A, C8SZ 2979-A	C3AZ 2884-A
	A(8 cyl. 260, 289)		4A	C3AA 2981-B	C3SZ 2987-A	★C3AZ 2884-B (YB-57) r/b ▲C3AZ 2884-C
	A(8 cyl. 289)		3A	C5AA 2981-B	C8SZ 2979-A	★C5AZ 2884-B r/b C9TZ 2884-A
	A(8 cyl. 352, 390)		4A	C2AA 2981-C		★C2AZ 2884-C (YB-27) r/b ▲C8OZ 2884-G
	A(8 cyl. 352, 390)		2B 2B 6B	C2AA 2981-A, C2AA 2981-A1, C2AA 2981-A2	C8SZ 2979-A, C8SZ 2979-A, C8SZ 2979-A	★C2AZ 2884-A r/b C8OZ 2884-B
	A(8 cyl. 352, 390)-1966		5B	C4AA 2981-A	C6AZ 2987-A	C6AZ 2884-A
	A		2A	B8AA 2981-A	C0AE 2979-A	C0AZ 2884-D (YB-54)
67	A(6 cyl.)		3A	C5AA 2981-A	C8SZ 2979-A	C5AZ 2884-A (YB-65)
	A(6 cyl.)		2C	C7AA 2981-B	C8SZ 2979-A	C7AZ 2884-B
	A(8 cyl. 289)		2B 2B 6B	C3AA 2981-A, C3AA 2981-A1, C3AA 2981-A2	C8SZ 2979-A, C8SZ 2979-A, C8SZ 2979-A	C3AZ 2884-A
	A(8 cyl. 289)		4A	C3AA 2981-B	C3SZ 2987-A	★C3AZ 2884-B (YB-57) r/b ▲C3AZ 2884-C
	A(8 cyl. 289)		3A	C5AA 2981-B	C8SZ 2979-A	★C5AZ 2884-B r/b C9TZ 2884-A
	A(8 cyl. 289)		2C	C7AA 2981-B	C8SZ 2979-A	C7AZ 2884-B
	A(8 cyl. 289)		3B 3B	C7AA 2981-F, C9AA 2981-F	C8SZ 2979-A, C8SZ 2979-A	C9AZ 2884-A
	A(8 cyl. 390)		6B 6B 6B	C7AA 2981-H, C7SA 2981-A, C9AA 2981-G	C8SZ 2979-A, C8SZ 2979-A, C8SZ 2979-A	C9AZ 2884-B
	A(8 cyl. 390, 428)		2B	C7AA 2981-C	C8SZ 2979-A	C7AZ 2884-C (YB-73)
	A(8 cyl. 390, 428)		5B	C7SA 2981-B	C4AZ 2987-A	C7AZ 2884-D
	A(8 cyl. 428)-exc. 428 P/C		6B 6B 6B	C7AA 2981-H, C7SZ 2981-A, C9AA 2981-G	C8SZ 2979-A, C8SZ 2979-A, C8SZ 2979-A	C9AZ 2884-B
	A(exc. 8 cyl. 428 P/C)		2B 2B 6B	C2AA 2981-A, C2AA 2981-A1, C2AA 2981-A2	C8SZ 2979-A, C8SZ 2979-A, C8SZ 2979-A	★C2AZ 2884-A r/b C8OZ 2884-B
	A(8 cyl. 428 P/C) "Before 3/15/67"		2B 2B 6B	C2AA 2981-A, C2AA 2981-A1, C2AA 2981-A2	C8SZ 2979-A, C8SZ 2979-A, C8SZ 2979-A	★C2AZ 2884-A r/b C8OZ 2884-B
	A(8 cyl. 428 P/C) "From 3/15/67"		6B 6B 6B	C7AA 2981-H, C7SA 2981-A, C9AA 2981-G	C8SZ 2979-A, C8SZ 2979-A, C8SZ 2979-A	C9AZ 2884-B

† See Illustration Page 22

▲ Clutch and pulley kit - refer to group 2884 page 33 for contents of kit

SECTION 24

FORD CAR PARTS

2884 CLUTCH and PULLEY - AIR CONDITIONER COMPRESSOR - continued - Also refer to group 8678

MODEL APPLICATION

YEAR	MODEL	REMARKS	TYPE †	STAMPED IDENTIFICATION	USE WITH -	PART NUMBER
- A -						
67	A(8 cyl. 428 P/C) "Before 3/15/67"		5B	C4AA 2981-A	C6AZ 2987-A	C6AZ 2884-A
	A(8 cyl. 428 P/C) "From 3/15/67"		5B	C7SA 2981-B	C4AZ 2987-A	C7AZ 2884-D
	A		2A	B8AA 2981-A	C0AE 2979-A	C0AZ 2884-D (YB-54)
68	A(6 cyl.)		3A	C7AA 2981-D	C8SZ 2979-A	★C8AZ 2884-A r/b C9AZ 2884-F
	A(8 cyl. 289, 302)		3B	C7AA 2981-F,	C8SZ 2979-A,	C9AZ 2884-A
			3B	C9AA 2981-F	C8SZ 2979-A	
	A(8 cyl. 289, 302)		5B	C7AA 2981-G	C8AZ 2987-D	★C8AZ 2884-E (YB-48) r/b ▲C9AZ 2884-H
	A(8 cyl. 390, 428)		6B	C7AA 2981-H,	C8SZ 2979-A,	C9AZ 2884-B
		6B	C7SA 2981-A,	C8SZ 2979-A,		
		6B	C9AA 2981-G	C8SZ 2979-A		
A(8 cyl. 390, 428)		5B	C7AA 2981-J	C8AZ 2987-C	C8AZ 2884-F	
69	A(6 cyl.)		3A	C9AJ 2981-A	C8SZ 2979-A	C9AZ 2884-F (YB-33)
	A(8 cyl. 302, 390)		3B	C7AA 2981-F,	C8SZ 2979-A,	C9AZ 2884-A
			3B	C9AA 2981-F	C8SZ 2979-A	
	A(8 cyl. 302, 351, 390)		5B	C9AA 2981-D,	C9AZ 2987-A,	C9AZ 2884-D
			5B	C9AA 2881-D1,	C9AZ 2987-A,	
			5B	C9AA 2981-D2	C9AZ 2987-A	
	A(8 cyl. 428)		6B	C7AA 2981-H,	C8SZ 2979-A,	C9AZ 2884-B
		6B	C7SA 2981-A,	C8SZ 2979-A,		
		6B	C9AA 2981-G	C8SZ 2979-A		
A(8 cyl. 428)		5B	C7AA 2981-J	C8AZ 2987-C	C8AZ 2884-F	
A(8 cyl. 429)		3A	C9AA 2981-H	C8SZ 2979-A	C9AZ 2884-C	
70	A(6 cyl.)		3A	C9AJ 2981-A	C8SZ 2979-A	C9AZ 2884-F (YB-33)
	A(8 cyl. 302, 390, 428)		5B	C9AA 2981-D,	C9AZ 2987-A,	C9AZ 2884-D
			5B	C9AA 2981-D1,	C9AZ 2987-A,	
			5B	C9AA 2981-D2	C9AZ 2987-A	
	A(8 cyl. 351)	Engine tag code-W	5B	C9AA 2981-D,	C9AZ 2987-A,	C9AZ 2884-D
			5B	C9AA 2981-D1,	C9AZ 2987-A,	
		5B	C9AA 2981-D2	C9AZ 2987-A		
A(8 cyl. 429)		5A	C9AA 2981-E,	C9AZ 2987-A,	★C9AZ 2884-E r/b▲C9AZ 2884-K	
		5A	C9AA 2981-E1,	C9AZ 2987-A,		
		5A	C9AA 2981-E2	C9AZ 2987-A		
		5A	D0VA 2981-A	C9AZ 2987-A		
		5A	D2OA 2981-CA	C9AZ 2987-A		
71	A(6 cyl.)		3A	C9AJ 2981-A	C8SZ 2979-A	C9AZ 2884-F (YB-33)
	A(8 cyl. 302, 390)		5B	C9AA 2981-D,	C9AZ 2987-A,	C9AZ 2884-D
			5B	C9AA 2981-D1,	C9AZ 2987-A,	
			5B	C9AA 2981-D2	C9AZ 2987-A	
	A(8 cyl. 351, 400)	Includes rubber dampener	5B	D1AA 2981-AA,	C9AZ 2987-A,	D1AZ 2884-A (YB-18)
			5B	D1AA 2981-A1A,	C9AZ 2987-A,	
			5B	D1AA 2981-A1B,	C9AZ 2987-A,	
			5B	D1AA 2981-A2A,	C9AZ 2987-A,	
			5B	D1AA 2981-A2B,	C9AZ 2987-A,	
			5B	D2AA 2981-A1A,	C9AZ 2987-A,	
		5B	D2AA 2981-A1B,	C9AZ 2987-A,		
		5B	D2AA 2981-A2A	C9AZ 2987-A		
A(8 cyl. 429)		5A	C9AA 2981-E,	C9AZ 2987-A,	★C9AZ 2884-E r/b▲C9AZ 2884-K	
		5A	C9AA 2981-E1,	C9AZ 2987-A,		
		5A	C9AA 2981-E2,	C9AZ 2987-A,		
		5A	D0VA 2981-A	C9AZ 2987-A		
		5A	D2OA 2981-CA	C9AZ 2987-A		

† See Illustration Page 22

▲ Clutch and pulley kit - refer to group 2884 page 33 for contents of kit

2884 CLUTCH and PULLEY - AIR CONDITIONER COMPRESSOR - continued - Also refer to group 8678

MODEL APPLICATION

YEAR	MODEL	REMARKS	TYPE †	STAMPED IDENTIFICATION	USE WITH -	PART NUMBER
- A -						
72	A(6 cyl.)	Use w/ integral A/C	3A	C9AJ 2981-A	C8SZ 2979-A	C9AZ 2884-F (YB-33)
	A(8 cyl. 302)	Use w/ integral A/C	5B	C9AA 2981-D,	C9AZ 2987-A,	C9AZ 2884-D
			5B	C9AA 2981-D1,	C9AZ 2987-A,	
			5B	C9AA 2981-D2	C9AZ 2987-A	
	A(8 cyl. 351,400)	Use w/ integral A/C Includes rubber dampner	5B	D1AA 2981-AA,	C9AZ 2987-A,	D1AZ 2884-A (YB-18)
			5B	D1AA 2981-A1A,	C9AZ 2987-A,	
5B			D1AA 2981-A1B,	C9AZ 2987-A,		
5B			D1AA 2981-A2A,	C9AZ 2987-A,		
5B			D1AA 2981-A2B,	C9AZ 2987-A,		
5B			D2AA 2981-A1A,	C9AZ 2987-A,		
5B			D2AA 2981-A1B,	C9AZ 2987-A,		
A(8 cyl. 429)	Use w/ integral A/C	5A	C9AA 2981-E,	C9AZ 2987-A,	★C9AZ 2884-E r/b▲C9AZ 2884-K	
		5A	C9AA 2981-E1,	C9AZ 2987-A,		
		5A	C9AA 2981-E2,	C9AZ 2987-A,		
		5A	D0VA 2981-A ,	C9AZ 2987-A ,		
A	Use w/ hang-on A/C	5A	D2OA 2981-CA	C9AZ 2987-A		
		6C	C9RJ 2981-A	C8SZ 2979-A	★C9RZ 2884-A r/b▲C9AZ 2884-L	
- B -						
65	B(6 cyl. & 8 cyl.)		2B	C3AA 2981-A,	C8SZ 2979-A,	C3AZ 2884-A
			2B	C3AA 2981-A1,	C8SZ 2979-A,	
			6B	C3AA 2981-A2	C8SZ 2979-A	
	B(6 cyl. & 8 cyl.)		4A	C3AA 2981-B	C3SZ 2987-A	★C3AZ 2884-B (YB-57) r/b▲C3AZ 2884-C
	B(6 cyl. & 8 cyl.)		5A	C4OA 2981-A	C4AZ 2987-A	★C4OZ 2884-A r/b ▲C3AZ 2884-C
B(8 cyl. 289)		2B	C2AA 2981-A,	C8SZ 2979-A,	★C2AZ 2884-A r/b C8OZ 2884-B	
		2B	C2AA 2981-A1,	C8SZ 2979-A,		
		6B	C2AA 2981-A2	C8SZ 2979-A		
B(8 cyl. 289)		4A	C2AA 2981-C		★C2AZ 2884-C (YB-27) r/b▲C8OZ 2884-G	
66	B(6 cyl.)		5C	C5OA 2981-A1	C4AZ 2987-A	C6OZ 2884-A (YB-72)
	B(8 cyl. 289)		3A	C5AA 2981-B	C8SZ 2979-A	★C5AZ 2884-B r/b C9TZ 2884-A
	B(8 cyl. 289)		4A	C2AA 2981-C		★C2AZ 2884-C (YB-27) r/b▲C8OZ 2884-G
	B(8 cyl. 289)		2B	C2AA 2981-A,	C8SZ 2979-A,	★C2AZ 2884-A r/b C8OZ 2884-B
		2B	C2AA 2981-A1,	C8SZ 2979-A,		
		6B	C2AA 2981-A2	C8SZ 2979-A		
67	B(8 cyl. 390)		5B	C4AA 2981-A	C6AZ 2987-A	C6AZ 2884-A
	B(6 cyl.)		3C	C7AA 2981-B	C8SZ 2979-A	C7AZ 2884-B
	B(6 cyl.)		6C	C7OA 2981-B	C8SZ 2979-A	C7OZ 2884-B (YB-75)
	B(6 cyl.)		5C	C5OA 2981-A1	C4AZ 2987-A	C6OZ 2884-A (YB-72)
	B(6 cyl.)		4C	C7OA 2981-A	C7AZ 2987-A	C7OZ 2884-A (YB-74)
	B(8 cyl. 289)		3A	C5AA 2981-B	C8SZ 2979-A	★C5AZ 2884-B r/b C9TZ 2884-A
	B(8 cyl. 289)		2B	C2AA 2981-A,	C8SZ 2979-A,	★C2AZ 2884-A r/b C8OZ 2884-B
			2B	C2AA 2981-A1,	C8SZ 2979-A,	
			6B	C2AA 2981-A2	C8SZ 2979-A	

† See Illustration Page 22
May, 1975

▲ Clutch and pulley kit - refer to group 2884 Page 33 for contents of kit

2884 CLUTCH and PULLEY - AIR CONDITIONER COMPRESSOR - continued - Also refer to group 8678

MODEL APPLICATION

YEAR	MODEL	REMARKS	TYPE †	STAMPED IDENTIFICATION	USE WITH -	PART NUMBER
- B -						
67	B(8 cyl. 289)		2C	C7AA 2981-B	C8SZ 2979-A	C7AZ 2884-B
	B(8 cyl. 289)		3B 3B	C7AA 2981-F, C9AA 2981-F	C8SZ 2979-A, C8SZ 2979-A	C9AZ 2884-A
	B(8 cyl. 390)		2B 2B 6B	C2AA 2981-A, C2AA 2981-A1, C2AA 2981-A2	C8SZ 2979-A, C8SZ 2979-A, C8SZ 2979-A	★C2AZ 2884-A r/b C8OZ 2884-B
	B(8 cyl. 390)		2B	C7AA 2981-C	C8SZ 2979-A	C7AZ 2884-C (YB-73)
68	B(6 cyl.)		5C	C8OA 2981-A	C8AZ 2987-C	C8OZ 2884-A (YB-49)
	B(8 cyl. 289, 302)		3B 3B	C7AA 2981-F, C9AA 2981-F	C8SZ 2979-A, C8SZ 2979-A	C9AZ 2884-A
	B(8 cyl. 289, 302)		5B	C7AA 2981-G	C8AZ 2987-D	★C8AZ 2884-E (YB-48) r/b▲C9AZ 2884-H
	B(8 cyl. 390) "Before 12/1/67"		6B	C7OA 2981-F	C8SZ 2979-A	C8OZ 2884-B
	B(8 cyl. 390) "From 12/1/67"		6B 6B 6B	C7AA 2981-H, C7SA 2981-A, C9AA 2981-G	C8SZ 2979-A, C8SZ 2979-A, C8SZ 2979-A	C9AZ 2884-B
	B(8 cyl. 390)		5B	C7AA 2981-J	C8AZ 2987-C	C8AZ 2884-F
	B(8 cyl. 390, 428)		6B 6B 6B	C7AA 2981-H, C7SA 2981-A, C9AA 2981-G	C8SZ 2979-A, C8SZ 2979-A, C8SZ 2979-A	C9AZ 2884-B
69	B(6 cyl.)		5C	C9OA 2981-E	C9AZ 2987-A	C9OZ 2884-B (YB-34)
	B(8 cyl. 302, 351)		3B 3B	C7AA 2981-F, C9AA 2981-F	C8SZ 2979-A, C8SZ 2979-A	C9AZ 2884-A
	B(8 cyl. 302, 351)		5B 5B 5B	C9AA 2981-D, C9AA 2981-D1, C9AA 2981-D2	C9AZ 2987-A, C9AZ 2987-A, C9AZ 2987-A	C9AZ 2884-D
	B(8 cyl. 390, 428)		6B 6B 6B	C7AA 2981-H, C7SA 2981-A, C9AA 2981-G	C8SZ 2979-A, C8SZ 2979-A, C8SZ 2979-A	C9AZ 2884-B
	B(8 cyl. 390, 428)		5B	C7AA 2981-J	C8AZ 2987-C	C8AZ 2884-F
	B(6 cyl.) -exc. 65, 66, 71		5A 5A 5A 5A 5A	C9AA 2981-E, C9AA 2981-E1, C9AA 2981-E2, D0VA 2981-A, D2OA 2981-CA	C9AZ 2987-A, C9AZ 2987-A, C9AZ 2987-A, C9AZ 2987-A, C9AZ 2987-A	★C9AZ 2884-E r/b▲C9AZ 2884-K
70	B(8 cyl. 302, 351)		5B 5B 5B	C9AA 2981-D, C9AA 2981-D1, C9AA 2981-D2	C9AZ 2987-A, C9AZ 2987-A, C9AZ 2987-A	C9AZ 2884-D
	B(8 cyl. 302, 351)		3B 3B	C7AA 2981-F, C9AA 2981-F	C8SZ 2979-A, C8SZ 2979-A	C9AZ 2884-A
	B(8 cyl. 429)		5A 5A 5A 5A 5A	C9AA 2981-E, C9AA 2981-E1, C9AA 2981-E2, D0VA 2981-A, D2OA 2981-CA	C9AZ 2987-A, C9AZ 2987-A, C9AZ 2987-A, C9AZ 2987-A, C9AZ 2987-A	★C9AZ 2884-E r/b▲C9AZ 2884-K
	B(6 cyl.)		5C	C9OA 2981-E	C9AZ 2987-A	C9OZ 2884-B (YB-34)
	B(8 cyl. 302, 351) "Before 11/23/70"		5B 5B 5B	C9AA 2981-D, C9AA 2981-D1, C9AA 2981-D2	C9AZ 2987-A, C9AZ 2987-A, C9AZ 2987-A	C9AZ 2884-D
71	B(8 cyl. 302, 351) "From 11/23/70"		5B 5B 5B 5B 5B 5B 5B 5B	D1OA 2981-AA, D1OA 2981-A1A, D1OA 2981-A1B, D1OA 2981-A2A, D1OA 2981-A2B, D2ZA 2981-A1A, D2ZA 2981-A1B, D2ZA 2981-A2A	C9AZ 2987-A, C9AZ 2987-A, C9AZ 2987-A, C9AZ 2987-A, C9AZ 2987-A, C9AZ 2987-A, C9AZ 2987-A, C9AZ 2987-A	D1OZ 2884-A (YB-19)

† See Illustration Page 22

▲ Clutch and pulley kit - refer to group 2884 page 33 for contents of kit

2884 CLUTCH and PULLEY - AIR CONDITIONER COMPRESSOR - continued - Also refer to group 8678

MODEL APPLICATION

YEAR	MODEL	REMARKS	TYPE †	STAMPED IDENTIFICATION	USE WITH -	PART NUMBER	
- B -							
71	B(8 cyl. 429)		5A	C9AA 2981-E,	C9AZ 2987-A,	★C9AZ 2884-E r/b▲C9AZ 2884-K	
			5A	C9AA 2981-E1,	C9AZ 2987-A,		
			5A	C9AA 2981-E2,	C9AZ 2987-A,		
			5A	D0VA 2981-A,	C9AZ 2987-A,		
72	B(53, 63, 65)-6 cyl.	Use w/ integral A/C	5C	D2OA 2981-BA	C9AZ 2987-A	D2OZ 2884-B (YB-39)	
	B(71, 97)-6 cyl.	Use w/ integral A/C	5C	C9OA 2981-E	C9AZ 2987-A	C9OZ 2884-B (YB-34)	
	B(8 cyl. 302, 351, 400)	Use w/ integral A/C	5B	D2OA 2981-AA,	C9AZ 2987-A,	D2OZ 2884-A (YB-38)	
			5B	D2OA 2981-A1A,	C9AZ 2987-A,		
			5B	D2OA 2981-A1B,	C9AZ 2987-A,		
			5B	D2OA 2981-A1C,	C9AZ 2987-A,		
			5B	D2OA 2981-A2A,	C9AZ 2987-A,		
	B(8 cyl. 429)	Use w/ integral A/C	5B	D2OA 2981-A2B,	C9AZ 2987-A		
			5A	C9AA 2981-E,	C9AZ 2987-A,	★C9AZ 2884-E r/b▲C9AZ 2884-K	
			5A	C9AA 2981-E1,	C9AZ 2987-A,		
5A			C9AA 2981-E2,	C9AZ 2987-A,			
5A	D0VA 2981-A,	C9AZ 2987-A,					
B	Use w/hang-on A/C	6C	C9RJ 2981-A	C8SZ 2979-A	★C9RZ 2884-A r/b▲C9AZ 2884-L		
- F -							
65/66	F(6 cyl.)		2C	C4DA 2981-B,	C8SZ 2979-A,	★C4DZ 2884-A (YB-59) r/b▲C8OZ 2884-G	
			6C	C4DA 2981-B2,	C8SZ 2979-A,		
			2C	C4DA 2981-B1	C8SZ 2979-A		
	F(6 cyl.)		4C	C4DA 2981-C	C3SZ 2987-A	C5DZ 2884-A	
	F(8 cyl. 260, 289)			2B	C3AA 2981-A,	C8SZ 2979-A,	C3AZ 2884-A
				2B	C3AA 2981-A1,	C8SZ 2979-A,	
	F(8 cyl. 260, 289)-1965			6B	C3AA 2981-A2	C8SZ 2979-A	
				5A	C4OA 2981-A	C4AZ 2987-A	★C4OZ 2884-A r/b▲C3AZ 2884-C
	F(8 cyl. 260, 289)-1965			4A	C3AA 2981-B	C3SZ 2987-A	★C3AZ 2884-B (YB-57) r/b▲C3AZ 2884-C
	F(8 cyl. 260, 289)			4A	C2AA 2981-C		★C2AZ 2884-C (YB-27) r/b▲C8OZ 2884-G
	F(8 cyl. 289)			2B	C2AA 2981-A,	C8SZ 2979-A,	★C2AZ 2884-A r/b C8OZ 2884-B
				2B	C2AA 2981-A1,	C8SZ 2979-A,	
				6B	C2AA 2981-A2	C8SZ 2979-A	
	F(8 cyl. 390)-1966			5B	C4AA 2981-A	C6AZ 2987-A	C6AZ 2884-A
67	F(6 cyl.)		2C	C7AA 2981-B	C8SZ 2979-A	C7AZ 2884-B	
	F(6 cyl.)		6C	C7OA 2981-B	C8SZ 2979-A	C7OZ 2884-B (YB-75)	
	F(6 cyl.)			2C	C4DA 2981-B,	C8SZ 2979-A,	★C4DZ 2884-A (YB-59) r/b▲C8OZ 2884-G
				2C	C4DA 2981-B1,	C8SZ 2979-A,	
				6C	C4DA 2981-B2	C8SZ 2979-A	
	F(6 cyl.)			4C	C7ZA 2981-C	C7AZ 2987-A	C7ZZ 2884-B (YB-76)
	F(exc. GT 350)-8 cyl. 289			2C	C7AA 2981-B	C8SZ 2979-A	C7AZ 2884-B
	F(exc. GT 350)-8 cyl. 289			3B	C7AA 2981-F,	C8SZ 2979-A,	C9AZ 2884-A
				3B	C9AA 2981-F	C8SZ 2979-A	
	F(exc. GT 350)-8 cyl. 289			2B	C2AA 2981-A,	C8SZ 2979-A,	★C2AZ 2884-A r/b C8OZ 2884-B
				2B	C2AA 2981-A1,	C8SZ 2979-A,	
				6B	C2AA 2981-A2	C8SZ 2979-A	
	F(GT 350)-8 cyl. 289	Painted aluminum		5B	C7SA 2981-B	C4AZ 2987-A	C7AZ 2884-D
	F(8 cyl. 390)			6B	C7AA 2981-H,	C8SZ 2979-A,	C9AZ 2884-B
6B				C7SA 2981-A,	C8SZ 2979-A,		
6B				C9AA 2981-G	C8SZ 2979-A		

† See Illustration Page 22

▲ Clutch and pulley kit - refer to group 2884 page 33 for contents of kit

2884 CLUTCH and PULLEY - AIR CONDITIONER COMPRESSOR - continued - Also refer to group 8678

MODEL APPLICATION						
YEAR	MODEL	REMARKS	TYPE †	STAMPED IDENTIFICATION	USE WITH -	PART NUMBER
- F -						
67	F (8 cyl. 390)		2B	C2AA 2981-A,	C8SZ 2979-A,	★C2AZ 2884-A
			2B	C2AA 2981-A1,	C8SZ 2979-A,	r/b C8OZ 2884-B
			6B	C2AA 2981-A2	C8SZ 2979-A	
	F(8 cyl. 390)		2B	C7AA 2981-C	C8SZ 2979-A	C7AZ 2884-C (YB-73)
68	F(6 cyl.)		5C	C8OA 2981-A	C8AZ 2987-C	C8OZ 2884-A (YB-49)
	F(8 cyl. 289, 302)		3B	C7AA 2981-F,	C8SZ 2979-A,	C9AZ 2884-A
			3B	C9AA 2981-F	C8SZ 2979-A	
	F(8 cyl. 289, 302)		5B	C7AA 2981-G	C8AZ 2987-D	★C8AZ 2884-E (YB-48)
						r/b▲C9AZ 2884-H
	F(8 cyl. 390)		6B	C7AA 2981-H,	C8SZ 2979-A,	C9AZ 2884-B
			6B	C7SA 2981-A,	C8SZ 2979-A,	
			6B	C9AA 2981-G	C8SZ 2979-A	
	F(8 cyl. 390, 428)		5B	C7AA 2981-J	C8AZ 2987-C	C8AZ 2884-F
69	F(6 cyl. 250)		5C	C9OA 2981-E	C9AZ 2987-A	C9OZ 2884-B (YB-34)
	F(8 cyl. 302, 351)		3B	C7AA 2981-F,	C8SZ 2979-A,	C9AZ 2884-A
			3B	C9AA 2981-F	C8SZ 2979-A	
	F(8 cyl. 302, 351)		5B	C9AA 2981-D,	C9AZ 2987-A,	C9AZ 2884-D
			5B	C9AA 2981-D1,	C9AZ 2987-A,	
			5B	C9AA 2981-D2	C9AZ 2987-A	
	F(8 cyl. 390, 428)		6B	C7AA 2981-H,	C8SZ 2979-A,	C9AZ 2884-B
		6B	C7SA 2981-A,	C8SZ 2979-A,		
		6B	C9AA 2981-G	C8SZ 2979-A		
	F(8 cyl. 390, 428)		5B	C7AA 2981-J	C8AZ 2987-C	C8AZ 2884-F
70	F(6 cvl.)		5C	C9OA 2981-E	C9AZ 2987-A	C9OZ 2884-B (YB-34)
	F(8 cvl. 302-2B, 351, 428)		5B	C9AA 2981-D,	C9AZ 2987-A,	C9AZ 2884-D
			5B	C9AA 2981-D1,	C9AZ 2987-A,	
			5B	C9AA 2981-D2	C9AZ 2987-A	
	F(8 cvl. 351)		3B	C7AA 2981-F,	C8SZ 2979-A,	C9AZ 2884-A
			3B	C9AA 2981-F	C8SZ 2979-A	
71	F(6 cyl.)		5C	C9OA 2981-E	C9AZ 2987-A	C9OZ 2884-B (YB-34)
	F(8 cyl. 302, 351) "Before 10/26/70"		5B	D1ZA 2981-AA	C9AZ 2987-A	★D1ZZ 2884-A r/b D1OZ 2884-A
	F(8 cyl. 302, 351) "From 10/26/70"		5B	D1OA 2981-AA,	C9AZ 2987-A,	D1OZ 2884-A
			5B	D1OA 2981-A1A,	C9AZ 2987-A,	(YB-19)
			5B	D1OA 2981-A1B,	C9AZ 2987-A,	
		5B	D1OA 2981-A2A,	C9AZ 2987-A,		
		5B	D1OA 2981-A2B,	C9AZ 2987-A,		
		5B	D2ZA 2981-A1A,	C9AZ 2987-A,		
		5B	D2ZA 2981-A1B,	C9AZ 2987-A,		
		5B	D2ZA 2981-A2A	C9AZ 2987-A		
	F(8 cyl. 429)		5A	C9AA 2981-E,	C9AZ 2987-A,	★C9AZ 2884-E
			5A	C9AA 2981-E1,	C9AZ 2987-A,	r/b▲C9AZ 2284-K
			5A	C9AA 2981-E2,	C9AZ 2987-A,	
			5A	D0VA 2981-A,	C9AZ 2987-A,	
			5A	D2OA 2981-CA	C9AZ 2987-A	
72	F(6 cyl.)	Use w/ Integral A/C	5C	C9OA 2981-E	C9AZ 2987-A	C9OZ 2884-B (YB-34)
	F(8 cyl. 302, 351)	Use w/ Integral A/C	5B	D1OA 2981-AA,	C9AZ 2987-A,	D1OZ 2884-A
			5B	D1OA 2981-A1A,	C9AZ 2987-A,	(YB-19)
			5B	D1OA 2981-A1B,	C9AZ 2987-A,	
			5B	D1OA 2981-A2A,	C9AZ 2987-A,	
			5B	D1OA 2981-A2B,	C9AZ 2987-A,	
			5B	D2ZA 2981-A1A,	C9AZ 2987-A,	
		5B	D2ZA 2981-A1B,	C9AZ 2987-A,		
		5B	D2ZA 2981-A2A	C9AZ 2987-A		
	F	Use w/ hang-on A/C	6C	C9RJ 2981-A	C8SZ 2979-A	★C9RZ 2884-A r/b▲C9AZ 2884-L

† See Illustration Page 22

▲ Clutch and pulley kit - refer to group 2884 page 33 for contents of kit

2884 CLUTCH and PULLEY - AIR CONDITIONER COMPRESSOR - continued - Also refer to group 8678

MODEL APPLICATION

YEAR	MODEL	REMARKS	TYPE †	STAMPED IDENTIFICATION	USE WITH -	PART NUMBER
- L -						
71	L	Use w/ hang-on A/C	6C	C9RJ 2981-A	C8SZ 2979-A	★C9RZ 2884-A r/b▲C9AZ 2884-L
	L(4 cyl.122-2000cc)	Use w/ integral A/C	5B 5B 5B	C9AA 2981-D, C9AA 2981-D1, C9AA 2981-D2	C9AZ 2987-A, C9AZ 2987-A, C9AZ 2987-A	C9AZ 2884-D
72	L	Use w/hang-on A/C	6C	C9RJ 2981-A	C8SZ 2979-A	★C9RZ 2884-A r/b▲C9AZ 2884-L
	L(4 cyl.122-2000cc)- "Before 1/10/72"	Use w/integral A/C	5B 5B 5B	C9AA 2981-D, C9AA 2981-D1, C9AA 2981-D2	C9AZ 2987-A, C9AZ 2987-A, C9AZ 2987-A	C9AZ 2884-D
	L(4 cyl.122-2000cc)- "From 1/10/72"	Use w/integral A/C	5B	D22A 2981-AA	D2FZ 2987-A	D2FZ 2884-A (YB-37)
- P -						
70	P(6 cyl.)		5C	C9OA 2981-E	C9AZ 2987-A	C9OZ 2884-B (YB-34)
71	P(6 cyl.)		5C	C9OA 2981-E	C9AZ 2987-A	C9OZ 2884-B (YB-34)
	P(8 cyl.)		5B 5B 5B 5B 5B 5B 5B	D10A 2981-AA, D10A 2981-A1A, D10A 2981-A1B, D10A 2981-A2A, D10A 2981-A2B, D2ZA 2981-A1A, D2ZA 2981-A1B,	C9AZ 2987-A, C9AZ 2987-A, C9AZ 2987-A, C9AZ 2987-A, C9AZ 2987-A, C9AZ 2987-A, C9AZ 2987-A,	D1OZ 2884-A (YB-19)
72	P(6 cyl.)	Use w/ integral A/C	5C	C9OA 2981-E	C9AZ 2987-A	C9OZ 2884-B (YB-34)
	P(8 cyl.)	Use w/ integral A/C	5B 5B 5B 5B 5B 5B 5B	D10A 2981-AA, D10A 2981-A1A, D10A 2981-A1B, D10A 2981-A2A, D10A 2981-A2B, D2ZA 2981-A1A, D2ZA 2981-A1B,	C9AZ 2987-A, C9AZ 2987-A, C9AZ 2987-A, C9AZ 2987-A, C9AZ 2987-A, C9AZ 2987-A, C9AZ 2987-A,	D1OZ 2884-A (YB-19)
	P	Use w/ hang-on A/C	6C	C9RJ 2981-A	C8SZ 2979-A	★C9RZ 2884-A r/b▲C9AZ 2884-L
- S -						
65/66	S		2B 2E 6E	C2AA 2981-A, C2AA 2981-A1, C2AA 2931-A2	C8SZ 2979-A, C8SZ 2979-A, C8SZ 2979-A	★C2AZ 2884-A r/b C8OZ 2884-B
	S(8 cyl. 390)-1966		5B	C4AA 2981-A	C6AZ 2987-A	C6AZ 2884-A
	S		4A	C2AA 2981-C		★C2AZ 2884-C (YB-27) r/b▲C8OZ 2884-G
67	S		6B 6B 6B	C7AA 2981-H, C7SA 2981-A, C9AA 2981-G	C8SZ 2979-A, C8SZ 2979-A, C8SZ 2979-A	C9AZ 2884-B
68	S(8 cyl. 390)		6B 6B 6B	C7AA 2981-H, C7SA 2981-A, C9AA 2981-G	C8SZ 2979-A, C8SZ 2979-A, C8SZ 2979-A	C9AZ 2884-B
	S(8 cyl. 390)		5B	C7AA 2981-J	C8AZ 2987-C	C8AZ 2884-F
	S(8 cyl. 429)		3A	C8VA 2981-A	C8SZ 2979-A	C8VZ 2884-A
69	S(8 cyl. 429)		3A	C9AA 2981-H	C8SZ 2979-A	C9AZ 2884-C

† See Illustration Page 22

▲ Clutch and pulley kit - refer to group 2884 page 33 for contents of kit

2884 CLUTCH and PULLEY - AIR CONDITIONER COMPRESSOR - continued - Also refer to group 8678

MODEL APPLICATION

YEAR	MODEL	REMARKS	TYPE †	STAMPED IDENTIFICATION	USE WITH -	PART NUMBER
- S -						
70/71	S		5A 5A 5A 5A 5A	C9AA 2981-E, C9AA 2981-E1, C9AA 2981-E2, D0VA 2981-A, D2OA 2981-CA	C9AZ 2987-A, C9AZ 2987-A, C9AZ 2987-A, C9AZ 2987-A, C9AZ 2987-A	★C9AZ 2884-E r/b▲C9AZ 2884-K
72	S				D1VY 2987-A, D1VY 19D653-A	D1VY 2884-A (YB-36)
- X -						
65/66	X(6 cyl.)		2C 2C 6C	C4DA 2981-B, C4DA 2981-B1, C4DA 2981-B2	C8SZ 2979-A, C8SZ 2979-A, C8SZ 2979-A	★C4DZ 2884-A (YB-59) r/b▲C8OZ 2884-C
	X(6 cyl.)-1965		4C	C4DA 2981-C	C3SZ 2987-A	C5DZ 2884-A (YB-66)
	X(6 cyl.)-1966		5C	C5OA 2981-A1	C4AZ 2987-A	C6OZ 2884-A (YB-72)
	X(8 cyl. 289)		2B 2B 6B	C3AA 2981-A, C3AA 2981-A1, C3AA 2981-A2	C8SZ 2979-A, C8SZ 2979-A, C8SZ 2979-A	C3AZ 2884-A
	X(8 cyl. 289)		2B 2B 6B	C2AA 2981-A, C2AA 2981-A1, C2AA 2981-A2	C8SZ 2979-A, C8SZ 2979-A, C8SZ 2979-A	★C2AZ 2884-A r/b C8OZ 2884-B
	X(8 cyl. 289)		4A	C2AA 2981-C		★C2AZ 2884-C (YB-27) r/b▲C8OZ 2884-G
	X(8 cyl. 289)		4A	C3AA 2981-B	C3SZ 2987-A	★C3AZ 2884-B (YB-57) r/b▲C3AZ 2884-C
	X(8 cyl. 289-2/B)-1966		3A	C5AA 2981-B	C8SZ 2979-A	★C5AZ 2884-B r/b C9TZ 2884-A
67	X(6 cyl.)		2C 2C 6C	C4DA 2981-B, C4DA 2981-B1, C4DA 2981-B2	C8SZ 2979-A, C8SZ 2979-A, C8SZ 2979-A	★C4DZ 2884-A (YB-59) r/b▲C8OZ 2884-G
	X(6 cyl.)		2C	C7AA 2981-B	C8SZ 2979-A	C7AZ 2884-B
	X(6 cyl.)		6C	C7OA 2981-B	C8SZ 2979-A	C7OZ 2884-B (YB-75)
	X(6 cyl.)		5C	C5OA 2981-A1	C4AZ 2987-A	C6OZ 2884-A (YB-72)
	X(6 cyl.)		4C	C7OA 2981-A	C7AZ 2987-A	C7OZ 2884-A (YB-74)
	X(8 cyl. 289-2/B)		3A	C5AA 2981-B	C8SZ 2979-A	★C5AZ 2884-B r/b C9TZ 2884-A
	X(8 cyl. 289)		2B 2B 6B	C3AA 2981-A, C3AA 2981-A1, C3AA 2981-A2	C8SZ 2979-A, C8SZ 2979-A, C8SZ 2979-A	C3AZ 2884-A
	X(8 cyl. 289)		2B 2B 6B	C2AA 2981-A, C2AA 2981-A1, C3AA 2981-A2	C8SZ 2979-A, C8SZ 2979-A, C8SZ 2979-A	★C2AZ 2884-A r/b C8OZ 2884-B
	X(8 cyl. 289)		2C	C7AA 2981-B	C8SZ 2979-A	C7AZ 2884-B
	X(8 cyl. 289)		2B	C7AA 2981-C	C8SZ 2979-A	C7AZ 2884-C (YB-73)
	X(8 cyl. 289)		3B 3B	C7AA 2981-F, C9AA 2981-F	C8SZ 2979-A, C8SZ 2979-A	C9AZ 2884-A
	X(8 cyl. 289)		4A	C3AA 2981-B	C3SZ 2987-A	★C3AZ 2884-B (YB-57) r/b ▲ C3AZ 2884-C
68	X(6 cyl.)		5C	C8OA 2981-A	C8AZ 2987-C	C8OZ 2884-A (YB-49) r/b ▲ C9AZ 2884-H
	X(8 cyl. 289, 302)		3B 3B	C7AA 2981-F, C9AA 2981-F	C8SZ 2979-A, C8SZ 2979-A	C9AZ 2884-A
	X(8 cyl. 289, 302)		5B	C7AA 2981-G	C8AZ 2987-D	★C8AZ 2884-E (YB-48) r/b ▲ C9AZ 2884-H

† See Illustration Page 22

▲ Clutch and pulley kit - refer to group 2884 page 33 for contents of kit

2884 CLUTCH and PULLEY - AIR CONDITIONER COMPRESSOR - continued - Also refer to group 8678

MODEL APPLICATION

YEAR	MODEL	REMARKS	TYPE †	STAMPED IDENTIFICATION	USE WITH -	PART NUMBER
- X -						
69	X(6 cyl. 200)		2C	C9OA 2981-F	C8SZ 2979-A	C9OZ 2884-C (YB-83)
	X(6 cyl. 200)		5C	C8OA 2981-A	C8AZ 2987-C	C8OZ 2884-A (YB-49)
	X(8 cyl. 302)		3B	C7AA 2981-F, C9AA 2981-F	C8SZ 2979-A, C8SZ 2979-A	C9AZ 2884-A
	X(8 cyl. 302)		5B	C9AA 2981-D, C9AA 2981-D1, C9AA 2981-D2	C9AZ 2987-A, C9AZ 2987-A, C9AZ 2987-A	C9AZ 2884-D
70	X(6 cyl. 200)		2C	C9OA 2981-F	C8SZ 2979-A	C9OZ 2884-C (YB-83)
	X(6 cyl. 200)		5C	C8OA 2981-A	C8AZ 2987-C	C8OZ 2884-A (YB-49)
	X(8 cyl. 302)		3B	C7AA 2981-F, C9AA 2981-F	C8SZ 2979-A, C8SZ 2979-A	C9AZ 2884-A
	X(8 cyl. 302)		5B	C9AA 2981-D, C9AA 2981-D1, C9AA 2981-D2	C9AZ 2987-A, C9AZ 2987-A, C9AZ 2987-A	C9AZ 2884-D

YEAR	MODEL	DESCRIPTION	QTY.	PART NUMBER
65/65	B (6 cyl.)	Snap ring (pulley to shaft)	2	353650-S100(QQ1)
65/65	A (6 cyl.)		2	
65/65/65/70	A (6 cyl. & 8 cyl. 352, 390), S	Screw & washer (to compressor)-5/16"-24 x 1 3/4"	1	359780-S7(BB83)
	F (6 cyl.)		1	
	X		1	
		Lockwasher-3/4" external tooth		34940-S7-8(X88)
65/69	A	"Before 12/15/69" Bolt (to compressor)-5/16"-24 x 1 1/2"-locking	1	374411-S8 (BB435C)
65/69	B, F, S, X		1	
69	A	"From 12/15/69" Bolt-hex. hd. (to compressor)-5/16"-24 x 1 3/4"	1	378741-S2 (BB428F)

CONTENTS OF KITS

Refer to group 2884, page 27, for Model Application

			1	C3AZ 2884-C
Consists of				
1-C4OZ 2884-A	Clutch and pulley	1-358605-S8	Washer	4-378859-S8 Screw
1-C8AZ 2987-C	Coil	1-378741-S2	Bolt	
			1	C8OZ 2884-G
Consists of				
1-C4DA 2981-D	Clutch	1-358605-S8	Washer	4-378859-S8 Screw
1-C6AZ 2987-A	Coil	1-378741-S2	Bolt	
			1	C9AZ 2884-H
Consists of				
1-C9AZ 2884-D	Clutch	1-358605-S8	Washer	4-378859-S8 Screw
1-C9AZ 2987-A	Coil	1-378741-S2	Bolt	
			1	C9AZ 2884-K
Consists of				
1-C9AZ 2884-E	Clutch	1-358605-S8	Washer	4-378859-S8 Screw
1-D4AZ 2987-A	Coil	1-378741-S2	Bolt	
			1	C9AZ 2884-L
Consists of				
1-D1AZ 2884-B	Clutch	1-378605-S8	Washer	4-378859-S8 Screw
1-C6TZ 2987-A	Coil	1-378740-S2	Bolt	

† See Illustration Page 22

May, 1975

Copyright © 1975 -

FORD MOTOR COMPANY

- DEARBORN, MICHIGAN

FINAL ISSUE

SECTION 24

FORD CAR PARTS

YEAR	MODEL	DESCRIPTION	QTY.	PART NUMBER
2887 SPACER - AIR CONDITIONER COMPRESSOR MOUNTING BRACKET				
65/68	A(8 cyl.352,390,428)-exc. models w/bucket seats	17/32" I.D. -1 1/64" O.D. -49/64" long	1	C4AZ 2887-B
65	S		1	
67/68	S		1	
67	F(8 cyl. 390)		1	
65/67	A(6 cyl.)-with economy hang-on A/C	13/32" I.D. -49/64" O.D. -1 1/8" long	1	C5AZ 2887-A
69	A(6 cyl.)	Use as alternator bracket spacer	1	
67	A, B, F(8 cyl. 390, 428)	Two holes-use with hang-on A/C-not replaced	1	★C7AZ 2887-A
67	A, B, F, X(8 cyl. 289)	Three holes-use with hang-on A/C-not replaced	1	★C7AZ 2887-B
66	S	33/64" I.D. -1 1/64" O.D. -1 1/4" long -not replaced	2	★ C6SZ 2887-A
2888 BRACE - AIR CONDITIONER COMPRESSOR - Also refer to groups 2889 & 2A951				
- A -				
65	A (8 cyl. 352, 390)	Front-with A/C	1	C5AZ 2888-C
65/66	A(6 cyl.)	With economy hang-on A/C-not replaced	1	★C5AZ 2888-A
	A (6 cyl.)	Front-with A/C-not replaced	1	★C5AZ 2888-D
	A(8 cyl. 289)	Lateral-with A/C	1	C5AZ 2888-B
66/67	A (6 cyl.) -with T/E	Front	1	C6AZ 2888-D
66/67	A (6 cyl.) -with T/E	Rear	1	C6AZ 2888-C
67	A(6 cyl.)	Rear-with hang-on A/C-not replaced	1	★C7AZ 2888-D
	A(6 cyl.)	Lateral-with hang-on A/C-not replaced	1	★C7AZ 2888-C
	A(8 cyl.)	Front-with hang-on A/C-not replaced	1	★C7AZ 2888-E
	A(8 cyl. 289)	Lateral-with hang-on A/C-not replaced	1	★C7AZ 2888-B
	A(8 cyl. 289)	"Before 1/3/67" Lateral-with integral A/C-not replaced	1	★C7AZ 2888-A
	A(8 cyl. 289)	"From 1/3/67" Lateral-with integral A/C	1	C7AZ 2888-F
67	A(P/C)-8 cyl. 428	"Before 3/15/67" Front-with A/C	1	C5AZ 2888-C
66/67	A (8 cyl. 390, 428)		1	
67	A(8 cyl. 390)	Lateral-with integral A/C	1	C7ZZ 2888-A
	A(P/C -8 cyl.428)	"From 3/15/67" Lateral-with integral A/C	1	
	A(8 cyl. 428)-except P/C	Lateral-with integral A/C	1	
68/69	A	Front-with hang-on A/C	1	C6AZ 2888-D
68/69	A(6 cyl.)	Rear-with hang-on A/C	1	C6AZ 2888-C
68	A(8 cyl. 302)	"Before 3/1/68" Lateral-with A/C	1	C7AZ 2888-F
68/69	A(8 cyl. 302)	"From 3/1/68" Lateral-with A/C	1	C8AZ 2888-B
68	A(8 cyl. 390, 428), P/C	Lateral-with A/C	1	C8AZ 2888-A
69	A(8 cyl. 302, 390)	Lateral-with A/C	1	C9OZ 2888-B
	A(8 cyl. 351)	Lateral-with A/C	1	D0OZ 2888-A
	A(8 cyl. 390, 428)	Lateral-with A/C	1	D0AZ 2888-B
	A(8 cyl. 429)	Lateral-with A/C	1	C8VZ 2888-A
	A(8 cyl. 429)	Front-with A/C	1	C9AZ 2888-B
70	A(6 cyl.)	Rear-with hang-on A/C	1	C6AZ 2888-C
	A(8 cyl. 302)	Lateral-with A/C	1	D0OZ 2888-A
	A(8 cyl. 351)	Lateral with A/C-engine tag code-W	1	D0OZ 2888-A
	A(8 cyl. 390, 428)	Lateral-with A/C	1	D0AZ 2888-B
	A(8 cyl. 429)	Front-with A/C	1	C9AZ 2888-B
	A(8 cyl.429)	Lateral-with A/C	1	D0AZ 2888-A
71	A(6 cyl.)	Rear-with hang-on A/C	1	C6AZ 2888-C
	A(6 cyl.)	Lateral-with hang-on A/C	1	C6AZ 2888-D
	A(8 cyl. 302)	Lateral-with A/C	1	D0OZ 2888-A
	A(8 cyl.351,400)	Front-with A/C	1	D1AZ 2888-B
	A(8 cyl. 351, 400)	"Before 4/27/71" Lateral-with A/C	1	D1ZZ 2888-A
	A(8 cyl.351,400)	"From 4/27/71" Lateral-with A/C	1	D1AZ 2888-A
	A(8 cyl. 390)	Lateral-with A/C	1	D0AZ 2888-B
	A(8 cyl. 429)	Lateral-with A/C	1	D0AZ 2888-A
72	A(6 cyl.)	Rear-with hang-on A/C	1	C6AZ 2888-C
	A(6 cyl.)	Lateral-with hang-on A/C	1	C6AZ 2888-D
	A(8 cyl. 302)	Rear-with hang-on A/C	1	D2AZ 2888-B
	A(8 cyl.302)	Lateral-with integral A/C	1	D0OZ 2888-A
	A(8 cyl. 302)	Lateral-with hang-on A/C	1	D2AZ 2888-A
	A(8 cyl. 351)	Rear-with hang-on A/C - Engine tag code-W	1	D2AZ 2888-B
	A(8 cyl. 351)	Lateral-with integral A/C	1	D1ZZ 2888-A
	A(8 cyl. 351)	Lateral-with hang-on A/C - Engine tag code-C	1	D2AZ 2888-D
	A(8 cyl. 351)	Lateral-with hang-on A/C - Engine tag code-W	1	D2AZ 2888-A
	A(8 cyl. 400)	Lateral-with integral A/C	1	D1ZZ 2888-A
	A(8 cyl. 400)	Lateral-with hang-on A/C	1	D2AZ 2888-D
	A(8 cyl.429)	Lateral-with integral A/C	1	D0AZ 2888-A
	A(8 cyl. 429)	Lateral-with hang-on A/C	1	D2AZ 2888-C

YEAR	MODEL	DESCRIPTION	QTY.	PART NUMBER
2888 BRACE - AIR CONDITIONER COMPRESSOR - continued - Also refer to groups 2889 & 2A951				
- B -				
65	B(8 cyl. 289)	Lateral -with A/C	1	C5AZ 2888-B
66	B(8 cyl.289)	Lateral-with A/C	1	C5AZ 2888-B
	B(8 cyl. 390)	Front-with A/C	1	C5AZ 2888-C
67	B(6 cyl.)	Front-with hang-on A/C-not replaced	1	*C7OZ 2888-A
	B(8 cyl.)	Front-with hang-on A/C-not replaced	1	*C7AZ 2888-E
	B(8 cyl. 289)	"Before 1/3/67" Lateral-with integral A/C-not replaced	1	*C7AZ 2888-A
	B(8 cyl. 289)	"From 1/3/67" Lateral-with integral A/C	1	C7AZ 2888-F
	B(8 cyl. 289)	Lateral-with hang-on A/C-not replaced	1	*C7AZ 2888-B
	B(8 cyl.390)	Front-with A/C	1	C5AZ 2888-C
68	B(6 cyl.)	Front-with A/C	1	C8OZ 2888-A
	B(8 cyl. 289, 302)	"Before 3/1/68" Lateral-with A/C	1	C7AZ 2888-F
	B(8 cyl. 289, 302)	"From 3/1/68" Lateral-with A/C	1	C8AZ 2888-B
	B(8 cyl. 390)	Front - with integral A/C	1	C8OZ 2888-B
	B(8 cyl. 390, 428CJ)	Lateral-with A/C	1	C8AZ 2888-A
69	B(6 cyl. 250)	Front-with A/C	1	C9OZ 2888-A
	B(8 cyl. 302)	Lateral-with A/C	1	C8AZ 2888-B
	B(8 cyl. 351)	Lateral-with A/C	1	C9OZ 2888-B
	B(8 cyl. 390, 428)	Lateral-with A/C	1	D0AZ 2888-B
70	B(6 cyl. 250)	Front-with A/C	1	C9OZ 2888-A
	B(8 cyl. 302)	Lateral-with A/C	1	D0OZ 2888-A
	B(8 cyl. 351)	Lateral-with A/C-engine tag code-C	1	D0OZ 2888-A
	B(8 cyl. 429)	Front-with A/C	1	C9AZ 2888-B
	B(8 cyl. 429)	Lateral-with A/C	1	D0AZ 2888-A
71	B(6 cyl.)	Front-with A/C	1	C9OZ 2888-A
	B(8 cyl.302, 351)	Front-with A/C	1	D1AZ 2888-B
	B(8 cyl. 302, 351)	"Before 11/23/70" Lateral-with A/C	1	D0OZ 2888-A
	B(8 cyl. 302, 351)	"From 11/23/70 to 4/27/71" Lateral-with A/C	1	D1ZZ 2888-A
	B(8 cyl. 302, 351)	"From 4/27/71" Lateral-with A/C	1	D1AZ 2888-A
	B(8 cyl. 429)	Lateral-with A/C	1	D0AZ 2888-A
72	B(6 cyl.)	Front-with integral A/C	1	C9OZ 2888-A
	B(6 cyl.)	Lateral-with hang-on A/C	1	D2OZ 2888-A
	B(8 cyl. 302)	Front-with integral A/C	1	D1AZ 2888-B
	B(8 cyl. 302)	Lateral-with integral A/C	1	D1AZ 2888-A
	B(8 cyl. 302)	Lateral-with hang-on A/C	1	D2AZ 2888-A
	B(8 cyl. 302)	Rear-with hang-on A/C	1	D2AZ 2888-B
	B(8 cyl. 351,400)	Front-with integral A/C	1	D1AZ 2888-B
	B(8 cyl. 351,400)	Lateral-with integral A/C	1	D1AZ 2888-A
	B(8 cyl. 351,400)	Lateral-with hang-on A/C	1	D2AZ 2888-D
	B(8 cyl.429)	Lateral-with integral A/C	1	D0AZ 2888-A
	B(8 cyl. 429)	Lateral-with hang-on A/C	1	D2AZ 2888-C
- F -				
65	F(6 cyl.)	Front-with A/C	1	C4DZ 2888-B
	F(8 cyl. 289)	Lateral -with A/C	1	C5AZ 2888-B
66	F(6 cyl.)	Front-with A/C	1	C6ZZ 2888-A
	F(8 cyl.289)	Lateral-with A/C	1	C5AZ 2888-B
67	F(6 cyl.)	Front-with A/C	1	C6ZZ 2888-A
	F(8 cyl.)	Front-with hang-on A/C-not replaced	1	*C7AZ 2888-E
	F(8 cyl. 289)	"Before 1/3/67" Lateral-with integral A/C-not replaced	1	*C7ZZ 2888-B
	F(8 cyl. 289)	"From 1/3/67" Lateral-with integral A/C	1	C7AZ 2888-F
	F(8 cyl. 289)	Lateral-with hang-on A/C-not replaced	1	*C7AZ 2888-B
	F(8 cyl. 390-4/B)	Lateral-with integral A/C	1	C7ZZ 2888-A
68	F(6 cyl.)	Front-with A/C	1	C8OZ 2888-A
	F(8 cyl. 289, 302)	"Before 3/1/68" Lateral-with A/C	1	C7AZ 2888-F
	F(8 cyl. 289, 302)	"From 3/1/68" Lateral-with A/C	1	C8AZ 2888-B
	F(8 cyl. 390)-integral or hang-on A/C	Lateral-with A/C	1	C8AZ 2888-A
69	F(6 cyl. 250)	Front-with A/C	1	C9OZ 2888-A
	F(8 cyl. 302)	Lateral-with A/C	1	D0AZ 2888-B
	F(8 cyl. 351)	Lateral-with A/C	1	C9OZ 2888-B
	F(8 cyl. 390, 428)	Lateral-with A/C	1	D0AZ 2888-B
70	F(6 cyl. 250)	Front-with A/C	1	C9OZ 2888-A
	F(8 cyl. 302, 351)	Lateral-with A/C	1	D0OZ 2888-A
	F(8 cyl. 390, 428)	Lateral-with A/C	1	D0AZ 2888-B

SECTION 24

FORD CAR PARTS

YEAR	MODEL	DESCRIPTION	QTY.	PART NUMBER
2888 BRACE - AIR CONDITIONER COMPRESSOR - continued - Also refer to groups 2889 & 2A951				
- F -				
71	F(6 cyl.)	Front-with A/C	1	C9OZ 2888-A
	F(8 cyl.302,351)	Front-with A/C	1	D1AZ 2888-B
	F(8 cyl. 302, 351)	"Before 4/27/71" Lateral-with A/C	1	D1ZZ 2888-A
	F(8 cyl.302,351)	"From 4/27/71" Lateral-with A/C	1	D1AZ 2888-A
	F(8 cyl. 429)	Lateral-with A/C	1	D0AZ 2888-A
72	F(6 cyl.)	Front-with integral A/C	1	C9OZ 2888-A
	F(6 cyl.)	Lateral-with hang-on A/C	1	D2OZ 2888-A
	F(8 cyl. 302)	Front-with integral A/C	1	D1AZ 2888-B
	F(8 cyl. 302)	Lateral-with integral A/C	1	D1AZ 2888-A
	F(8 cyl. 302)	Lateral-with hang-on A/C	1	D2AZ 2888-A
	F(8 cyl. 302)	Rear-with hang-on A/C	1	D2AZ 2888-B
	F(8 cyl. 351)	Front-with integral A/C	1	D1AZ 2888-B
	F(8 cyl. 351)	Lateral-with integral A/C	1	D1AZ 2888-A
	F(8 cyl. 351)	Lateral-with hang-on A/C	1	D2AZ 2888-D
- L -				
71	L(4 cyl.122-2000cc)	Lateral-with A/C	1	D1FZ 2888-A
72	L(4 cyl. 98-1600cc)	Lateral-with hang-on A/C	1	D2FZ 2888-A
	L(4 cyl. 122-2000cc)	"Before 1/10/72" Lateral-with A/C	1	D1FZ 2888-A
	L(4 cyl.122-2000cc)	"From 1/10/72" Lateral-with A/C	1	D2FZ 2888-B
- P -				
70	P(6 cyl.)	Front-with A/C	1	C8OZ 2888-A
71	P(6 cyl. 170, 200)	Front-with A/C	1	C8OZ 2888-A
	P(6 cyl. 250)	Front-with A/C	1	C9OZ 2888-A
	P(8 cyl.)	Front-with A/C	1	D1AZ 2888-B
	P(8 cyl.)	"Before 4/27/71" Lateral - with A/C	1	D1ZZ 2888-A
	P(8 cyl.)	"From 4/27/71" Lateral-with A/C	1	D1AZ 2888-A
72	P(6 cyl. 170,200)	Front-with integral A/C	1	C8OZ 2888-A
	P(6 cyl. 170,200)	Lateral-with hang-on A/C	1	D2DZ 2888-A
	P(6 cyl. 250)	Front-with integral A/C	1	C9OZ 2888-A
	P(6 cyl. 250)	Lateral-with hang-on A/C	1	D2OZ 2888-A
	P(8 cyl. 302)	Front-with integral A/C	1	D1AZ 2888-B
	P(8 cyl. 302)	Lateral-with integral A/C	1	D1AZ 2888-A
	P(8 cyl. 302)	Lateral-with hang-on A/C	1	D2AZ 2888-A
	P(8 cyl. 302)	Rear-with hang-on A/C	1	D2AZ 2888-B
- S -				
65	S	Front-with A/C	1	C5AZ 2888-C
66	S(with automatic temperature control)	Front-with A/C	1	C5AZ 2888-C
67	S	Lateral-with integral A/C	1	C7ZZ 2888-A
68	S(8 cyl. 390)	Lateral - with A/C	1	C8AZ 2888-A
	S(8 cyl. 429)	Lateral - with A/C	1	C8VZ 2888-A
69	S(8 cyl.429)	Front-with A/C	1	C9AZ 2888-B
	S(8 cyl. 429)	Lateral-with A/C	1	C8VZ 2888-A
70/71	S(8 cyl. 429)	Lateral - with A/C	1	D0AZ 2888-A
72	S(8 cyl.429)	Front-with A/C	1	D2VY 2888-A
- X -				
65/66	X(6 cyl.)	Front-with A/C	1	C4DZ 2888-B
	X(8 cyl. 289)	Lateral-with A/C	1	C5AZ 2888-B
67	X(6 cyl.)	Front-with hang-on A/C-not replaced	1	★C7OZ 2888-A
	X(6 cyl.)	Front-with integral A/C	1	C4DZ 2888-B
	X(8 cyl.)	Front-with hang-on A/C-not replaced	1	★C7AZ 2888-E
	X(8 cyl. 289)	"Before 1/3/67" Lateral-with integral A/C-not replaced	1	★C7AZ 2888-A
	X(8 cyl. 289)	"From 1/3/67" Lateral-with integral A/C	1	C7AZ 2888-F
	X(8 cyl. 289)	Lateral-with hang-on A/C-not replaced	1	★C7AZ 2888-B
68	X(6 cyl.)	Front-with A/C	1	C8OZ 2888-A
	X(8 cyl. 289, 302)	"Before 3/1/68" Lateral-with A/C	1	C7AZ 2888-F
68/69	X(289, 302)	"From 3/1/68" Lateral-with A/C	1	C8AZ 2888-B
69/70	X(6 cyl. 200)	Front-with A/C	1	C8OZ 2888-A
70	X(8 cyl. 302)	Lateral - with A/C	1	D0OZ 2888-A

FORD CAR PARTS

YEAR	MODEL	DESCRIPTION	QTY.	PART NUMBER
2888 BRACE - AIR CONDITIONER COMPRESSOR - continued - Also refer to group 2889 & 2A951				
65/70	X	Bolt (brace to cylinder block)-3/8"-16 x 1"	1	20388-S8(B80)
65/70	X	Bolt (brace to bracket)	1	
65/	A (6 cyl.)	Bolt (to compressor)	2	
65/	F (6 cyl.)		1	
		Nut-3/8"-16	1	33799-S7(M52)
		Lockwasher-3/8"		34807-S8(X66)
		Washer-flat-3/8"		44727-S8(X24)
65	F, X	Bolt (to water pump)-5/16"-18 x 2"	1	371454-S(BB145)
67/	F(8 cyl. 289, 390)	Bolt & washer (lateral brace to compressor)- 3/8"-16 x 1 1/8"	1 or 2	373162-S(BB563A)
67	S	To water pump & compressor	2	
68	B, F, X(6 cyl.)-integral A/C	Screw & lockwasher (to compressor)- 3/8"-16 x 3/4"	1	370608-S2(BB579)
68	A(6 cyl.) -integral A/C	Screw & washer (rear brace to compressor)- 3/8"-16 x 1 1/4"	3	382011-S2 (BB545J)
71	L(4 cyl.122)	Screw & washer (to engine)-M10 x 3/4" hex. head	2	N602569-S51M (AB69)
72	L	Bolt (to engine)-M10 x 3/4" hex. head	2	N800017-S100 (AB38)
2889 BRACE - AIR CONDITIONER COMPRESSOR - Also refer to groups 2888 & 2A951				
- A -				
65	A(8 cyl. 289)	Upper rear-with A/C	1	C5AZ 2889-B
	A(8 cyl. 289)	Lower rear-with A/C-not replaced	1	★C5AZ 2889-C
	A(8 cyl. 352, 390)	Rear-with A/C	1	C5AZ 2889-A
	A (P/T)-8 cyl. 390-4/B	Rear-with A/C	1	C5MY 2889-A
66	A (8 cyl. 289)	Upper rear-with A/C	1	C5AZ 2889-B
66/67	A (8 cyl. 289)	Upper rear-with A/C-not replaced	1	★C5AZ 2889-D
66	A (8 cyl. 289)	Lower rear-with A/C-not replaced	1	★C5AZ 2889-C
66/68	A(8 cyl. 352, 390, 428)	Rear-with A/C	1	C5AZ 2889-A
66	A (8 cyl. 390, 428)	Rear-with A/C	1	C5AZ 2889-A
66	A (P/T)-8 cyl. 428-4/B & C4	Rear-with economy hang-on A/C	1	
66/68	A(P/T)-8 cyl. 428	Rear-with integral A/C	1	C5MY 2889-A
67	A(8 cyl. 289)	Rear bracket-with A/C-not replaced	1	★C7AZ 2889-B
67	A(8 cyl. 289)	Rear-with hang-on A/C-not replaced	1	★C7AZ 2889-D
67	A(8 cyl. 390, 428)	Rear-with hang-on A/C	1	C7AZ 2889-C
69	A(8 cyl. 302)	Rear-with A/C	1	C9AZ 2889-A
69/71	A(8 cyl. 390)	Rear-with A/C	1	C9AZ 2889-B
72	A(6 cyl.)	Rear-with hang-on A/C	1	D2AZ 2889-E
	A(8 cyl. 302)	Strap-with hang-on A/C	1	D2AZ 2889-A
	A(8 cyl. 351)	Strap-with hang-on A/C - Engine tag code-C	1	D2AZ 2889-C
	A(8 cyl. 351)	Strap-with hang-on A/C - Engine tag code-W	1	D2AZ 2889-B
	A(8 cyl. 400)	Strap-with hang-on A/C	1	D2AZ 2889-D
- B -				
66/67	B(6 cyl.)	With A/C-not replaced	1	★C6OZ 2889-B
65/66	B(8 cyl. 289)	Rear-with A/C-not replaced	1	★C5OZ 2889-A
66/67	B(8 cyl. 289)	Rear-with A/C-not replaced	1	★C6OZ 2889-D
67	B(8 cyl. 289)	Rear-with A/C-not replaced	1	★C7ZZ 2889-A
67	B(6 cyl.)	Rear-with hang-on A/C-not replaced	1	★C7OZ 2889-A
67	B(8 cyl. 289)	Rear-with hang-on A/C-not replaced	1	★C7AZ 2889-D
68	B(6 cyl.)	Rear-with A/C-not replaced	1	★C8OZ 2889-A
68	B(8 cyl. 302)	Rear-with A/C	1	C8ZZ 2889-A
69/71	B(6 cyl.)	Rear-with A/C	1	C9OZ 2889-A
72	B(6 cyl.)	Rear-with integral A/C	1	C9OZ 2889-A
	B(6 cyl.)	Strap-with hang-on A/C	1	D2OZ 2889-A
	B(8 cyl. 302)	Strap-with hang-on A/C	1	D2AZ 2889-A
	B(8 cyl. 351)	Strap-with hang-on A/C	1	D2AZ 2889-C
	B(8 cyl. 400)	Strap-with hang-on A/C	1	D2AZ 2889-D
- F -				
65	F(6 cyl.)	Lower-with A/C-not replaced	1	★C4DZ 2889-A
66/67	F (6 cyl.)	Lower-with A/C-not replaced	1	★C6ZZ 2889-B
66/67	F (6 cyl.)	Rear-with economy A/C-not replaced	1	★C6ZZ 2889-A

YEAR	MODEL	DESCRIPTION	QTY.	PART NUMBER
2889 BRACE - AIR CONDITIONER COMPRESSOR - continued- Also refer to groups 2888 & 2A951				
- F -				
65/66	F (8 cyl. 289)	"Before 5/10/66"	Rear-with A/C-not replaced	1 ★C5OZ 2889-A
66/67	F (8 cyl. 289)	"From 5/10/66"	Rear-with A/C-not replaced	1 ★C6OZ 2889-D
67	F(6 cyl.)		Rear-with hang-on A/C-not replaced	1 ★C7OZ 2889-A
67	F(8 cyl. 390)		Rear-with hang-on A/C	1 C7AZ 2889-C
67	F(8 cyl. 289)		Rear-with integral A/C-not replaced	1 ★C7ZZ 2889-A
68	F(6 cyl.)		Rear-with A/C-not replaced	1 ★C8OZ 2889-A
	F(8 cyl. 302)		Rear-with A/C	1 C8ZZ 2889-A
69/71	F(6 cyl.)		Rear-with A/C	1 C9OZ 2889-A
72	F(6 cyl.)		Rear-with integral A/C	1 C9OZ 2889-A
	F(6 cyl.)		Strap-with hang-on A/C	1 D2OZ 2889-A
	F(8 cyl. 302)		Strap-with hang-on A/C	1 D2AZ 2889-A
	F(8 cyl. 351)		Strap-with hang-on A/C	1 D2AZ 2889-C
- S -				
65	S		Rear-with A/C	1 C5AZ 2889-A
66	S		Rear-with A/C-not replaced	1 ★C6SZ 2889-A
67	S (with T/E)		Rear-with A/C-not replaced	1 ★C7SZ 2889-A
72	S(8 cyl. 400)		Rear-with A/C	1 D2SZ 2889-A
	S(8 cyl. 429)		Rear-with A/C	1 D2VY 2889-A
- L -				
71	L		Rear-with hang-on A/C	1 D1FZ 2889-A
72	L(4 cyl. 98-1600cc)		Strap-front-with hang-on A/C	1 D2FZ 2889-B
	L(4 cyl. 98-1600cc)		Strap-rear-with hang-on A/C	1 D2FZ 2889-A
- P -				
70/71	P(6 cyl.)		Rear-with A/C	1 C9OZ 2889-A
72	P(6 cyl.)		Rear-with integral A/C	1 C9OZ 2889-A
	P(6 cyl. 170,200)		Strap-with hang-on A/C	1 D2DZ 2889-A
	P(6 cyl. 250)		Strap-with hang-on A/C	1 D2OZ 2889-A
	P(8 cyl. 302)		Strap-with hang-on A/C	1 D2AZ 2889-A
- X -				
65/67	X (6 cyl.)		Lower-with A/C-not replaced	1 ★C4DZ 2889-A
66/67	X(6 cyl.)		Lower-with A/C-not replaced	1 ★C6OZ 2889-B
65/66	X(8 cyl. 289)		Rear-with A/C-not replaced	1 ★C5OZ 2889-A
66/67	X(8 cyl. 289)	"Before 1/3/67"	Rear-with A/C-not replaced	1 ★C6OZ 2889-D
67	X(8 cyl. 289)	"From 1/3/67"	Rear-with A/C-not replaced	1 ★C7ZZ 2889-A
	X(6 cyl.)		Rear-with hang-on A/C-not replaced	1 ★C7OZ 2889-A
68	X(6 cyl.)		Rear-with A/C-not replaced	1 ★C8OZ 2889-A
	X(8 cyl. 302)		Rear-with A/C	1 C8ZZ 2889-A
69/70	X(6 cyl. 200)		Rear-with A/C	1 C8OZ 2889-A
65/	B, X, F(8 cyl. 289, 302)		Screw & washer (rear brace to manifold)- 5/16"-18 x 3/4"	1 42789-S8(U-10)
66/	A (8 cyl. 390, 428) - with T/E		Bolt (to L. H. manifold)-1/2"-13 x 2"	1 380732-S2
67	S			1 (BB815E)
67	B, X(8 cyl. 289)		Bolt (to compressor)-3/8"-16 x 7/8"-washer head	1 371041-S2 (BB575B)
67	B, X(8 cyl. 289)		Washer-flat (to intake manifold)-5/16"	1 373513-S7-8 (XX119M)
65/	B, X(6 cyl.)		Bolt (to bracket)-3/8"-16 x 7/8"	1 20368-S8(B79)
2894 CAP - AIR CONDITIONER COMPRESSOR BELT IDLER PULLEY				
65	B (6 cyl. 170, 200)		Used in 8678 idler pulley assy.	1 B8QH 2894-A
65/67	A (6 cyl.)			1 (YS-26)
2906 SUPPORT - AIR CONDITIONER COMPRESSOR BRACKET				
71/	L(4 cyl. 98-1600CC)-with hang-on A/C			1 D1FZ 2906-A

FORD CAR PARTS

SECTION 24

39

YEAR	MODEL	DESCRIPTION	QTY.	PART NUMBER
2A934 BOLT - AIR CONDITIONER IDLER PULLEY MOUNTING				
70/	A, B, F(8 cyl. 390, 429)		1	D0AZ 2A934-A (YS-27)
72	A, B, F, P(with hang-on A/C)		1	D1FZ 2A934-A (YS-28)
71/	L(4 cyl. 122-1600CC)-with hang-on A/C		1	
2A942 ARM - AIR CONDITIONER COMPRESSOR BELT ADJUSTMENT - Also refer to group 10A313				
65/66	A(6 cyl.)-with economy hang-on A/C-	Not replaced	1	★C5AZ 2A942-A
65/68	X (6 cyl.)	Not replaced	1	★C4DZ 2A942-A
65/68	F (6 cyl.)		1	
		Bolt (to compressor)-3/8"-16 x 1 1/8"	1	20408-S7(B81)
		Nut-3/8"-16	1	34057-S8(M161)
		Lockwasher-3/8"		34807-S8(X66)
2A951 BRACE - AIR CONDITIONER COMPRESSOR - Also refer to groups 2888 & 2889				
66/68	B, X(6 cyl.)	Upper-not replaced	1	★C6OZ 2A951-A
2A965 INSULATOR - AUTOMATIC AIR LEVELER COMPRESSOR MOUNTING				
68	A	Not replaced	1	★C7AZ 2A965-A
69/71	A, S		3	C9AZ 2A965-A
72	A, B, S	Also serviced w/D2AZ 5A713-A, B compressors	3	D0VY 2A965-A
2A975 WIRING ASSY. - AIR CONDITIONER COMPRESSOR CLUTCH				
72	B(8 cyl.400, 429)		1	D2SZ 2A975-A
2978 SUPPORT - AIR CONDITIONER COMPRESSOR				
66/68	B, X(6 cyl.)	Not replaced	1	★C6OZ 2978-A
71/	L(4 cyl. 122)-with hang-on A/C	Front	1	D3FZ 2889-A
		Rear	1	D3FZ 2889-B
2979 BRUSH and HOLDER - AIR CONDITIONER COMPRESSOR CLUTCH - Also Refer to group 2884				
65/67	A	Use w/C0AZ 2884-D	1	C0AE 2979-A
65/69	A, B, F, S, X	Eaton-tagged C3SZ 2979-A, C7AA 2979-A,	1	C8SZ 2979-A
70/71	A(6 cyl.)	C7ZA 2987-A	1	
72	A, B, F, P	Hang-on A/C	1	
70	B (8 cvl. 302, 351)		1	
70	F(8 cvl. 351)		1	
71/	L (4 cyl.98, 122)		1	
70	X (6 cvl. & 8 cvl. 302)		1	
65/69	S	Bolt (to compressor base)-1/4"-20 x 1/2"	2	20308-S7-8(B40)
65/	B, F, X		2	
65/	A		2 or 4	
2987 FIELD - AIR CONDITIONER COMPRESSOR CLUTCH - Also Refer to group 2884				
65/67	A, B, S, X	Warner-includes (1) C0AE 2988-A pilot bushing-	1	C3SZ 2987-A
65/66	F (6 & 8 cyl.)	metal tag or stamped C3SA 2987-A - 1.763"/1.795" thick	1	(YB-40)
67	A (8 cyl. 390, 428), S	Warner-metal tag or stamped C7AA 2987-A - 1.763"/1.795" thick	1	C7AZ 2987-A
67	B, F (except GT350)-6 cyl. & 8 cyl. 390		1	(YB-51)
67	X (6 cyl.)		1	
66/67	A, B, F(except GT350), S-8 cyl. 352, 390	Pitts-metal tag or stamped C4AA 2987-A - 1.885"/1.915" thick	1	C6AZ 2987-A
67	A(P/C)-8 cyl. 428 "Before 3/15/67"		1	(YB-41)
67	A(P/C)-8 cyl. 428 "From 3/15/67"	Pitts Industries-metal tag or stamped C4VA 2987-A - 1.697"/1.727" thick	1	★C4AZ 2987-A
65	B (6 & 8 cyl.)		1	m/w C8AZ 2987-C
66/67	B, X (6 cyl.)		1	
67	F(GT350)		1	
65	F (8 cyl.)		1	
66	A (except 76B)	Hang-on A/C	1	
69	A(8 cyl. 302, 390, 429)	Pitts Industries-stamped C9AA 2987-B	1	C9AZ 2987-A
69	B, F (6 cvl. 250 & 8 cvl. 302, 351)		1	(YB-20)
69	S(8 cyl. 429)		1	
70/	A(8 cyl.)		1	
70	B(exc. 71)-6 cvl.		1	
70	B(8 cyl. 302, 351, 429)		1	
70/	F, P, S		1	
71/	B		1	
71/	L(exc.4 cyl.122)		1	
69/70	X(8 cvl. 302)		1	

YEAR	MODEL	DESCRIPTION	QTY.	PART NUMBER	
1987 FIELD - AIR CONDITIONER COMPRESSOR CLUTCH - continued					
68	B, F, X(289, 302)	Pitts-Integral or hang-on A/C stamped -	1	C8AZ 2987-D	
68	B(8 cyl. 390)-integral A/C	C7AA 2987-E - 1.985"/2.015" thick	1	(YB-43)	
68	A(8 cyl. 390, 428)-Integral or hang-on A/C	Pitts-stamped C7AA 2987-D or C9AA 2987-C -	1	C8AZ 2987-C	
69	A(8 cyl. 428)	1.697"/1.727" thick	1	(YB-52)	
68	F, S(8 cyl. 390, 428CJ)- Integral or hang-on A/C		1		
68	B, F, X(6 cyl.)-Integral or hang-on A/C		1		
68	B(8 cyl. 390)-hang-on A/C		1		
69	F(8 cyl. 390, 427, 428)		1		
69	B(8 cyl. 390, 428)		1		
69/70	X(6 cyl. 200)		1		
71/72	L(4 cyl.122-2000CC)	"Before 1/10/72"	Pitts-stamped D1HA 2987-AA	1	D1HZ 2987-A
72	L(4 cyl. 122 2000cc)	"From 1/10/72"	Pitts-stamped D22A 2987-AA	1	D2FZ 2987-A
72	S(8 cyl.400, 429)			1	D1VY 2987-A
					(YB-45)
65	F	Bolt (to compressor)-1/4"-20 x 1/2"	AR	20308-S7-8(B40)	
65/	A, B, F, S, X	Bolt (to compressor)-1/4"-20 x 9/16"	4	357144-S(BB123C)	
72	L	Bolt (to compressor)-1/4"-20 x 1/2"	4	382445-S101	
				(BB429WS)	
1990 BEARING - AIR CONDITIONER COMPRESSOR PULLEY					
65/	A, B, F, L, P	For A/C compressor clutch-1.18" I. D. -	1	C9AZ 2990-A	
		2.16" O.D.		(YP-20)	
65/71	S, X		1		
72	S(8 cyl.400, 429)	For A/C compressor clutch-1.57" I.D. -	1	D1VY 2990-A	
		2.44" O.D.		(YP-23)	
65/67	A(8 cyl. 289, 352, 390)-exc. 4/S/T, S	For idler pulley-.626" & 1.18" O. D. -2 13/16" long	1	C4AZ 2990-A	
65/67	B, F, X(8 cyl. 289)	"Before 1/3/67"	1	(YP-21)	
68	A(8 cyl. 302), B(8 cyl. 302, 390)		1		
68	F(8 cyl. 289-2/B, 302), X(8 cyl. 289, 302)		1		
65/67	A(8 cyl. 352, 390), S	For idler pulley-.626" & 1.119" O.D. -2 7/16" long	1	C5AZ 2990-B	
66/67	B, F(8 cyl. 390)		1	(YP-19)	
67	A(8 cyl. 289)-Selectaire		1		
67	A, B, F, X(8 cyl. 289)	"From 1/3/67"	1		
68	A(8 cyl. 302), B(8 cyl. 302, 390)		1		
68	F(8 cyl. 289-2/B, 302-4/B), X(8 cyl. 289, 302)		1		
68/69	S(8 cyl. 429)		1		
69	A(8 cyl. 429)		1		
65/69	A, S	Snap ring (bearing to clutch shoe)	1	370377-S(QQ16)	
65/69	A, S	Retainer-snap (brg. to clutch field hsg.)-2 1/4"	1	372642-S(QQ80)	
1995 HEAD - AIR CONDITIONER COMPRESSOR CYLINDER					
65/68	A, B, F, S, X(integral or hang-on A/C)	Tecumseh compressor	1	C3GY 2995-A	
69/71	A, B, F, L, P, X(hang-on A/C)		1		
65/67	S	York compressor	1	C2SZ 2995-A	
65/67	A, B, X		1		
65/67	F		1		
65/67	X	Tecumseh compressor - not replaced	1	★C0AE 2995-A	
65/67	X	Lehigh or York compressor - not replaced	1	★C1AE 2995-A	
68/69	A, B, F, S, X	York-Roto-lock type service valve-consists of	1	C8SZ 2995-A	
70/71	A, B, F, L, P, X(hang-on A/C)	1 head & 2 gaskets	1		
72	A, B, F, P(hang-on A/C)	York-bolt down type service valves-consists of	1	D1FZ 2995-A	
71/	L(hang-on A/C)	1 head & 2 gaskets	1		
70/	A, B, F, L, P, S, X(integral A/C)	Tecumseh compressor	1	D0AZ 2995-A	
70/	A, B, F, L, P, S, X(integral A/C)	York compressor	1	D0AZ 2995-B	