

# APPROACH TO "MORE JAZZY" CHORDS

## Major 7-note relationship to major chords

	AMA7	BbMA7	BMA7	CMA7	C#MA7	DMA7	EbMA7	EMA7	FMA7	F#MA7	GMA7	AbMA7
R1												
	1100	2211	2211	0002	1113	1113	1113	1113	2413	2413	0222	1333

## Major 6

	A6	Bb6	B6	C6	C#6	D6	Eb6	E6	F6	F#6	G6	Ab6
R1												
	2130	0211	1322	0000	1111	2222	3333	2204	2214	2214	0023	1324

## Minor 6-note relationship to minor 7th

	Bbm6	Bm6	Cm6	C#m6	Dm6	Ebm6	Em6	Fm6	F#m6	Gm6	Abm6	Am6
R1												
	0111	1333	1333	2203	2213	2213	0103	1324	1324	0201	1312	1312

## Major sus 4 (suspended 4<sup>th</sup>)-note relationship to dominant 7th

	Asus	Bbsus	Bsus	Csus	C#sus	Dsus	Ebsus	Esus	Fsus	F#sus	Gsus	Absus
R1												
	2300	3411	3411	0013	1124	2240	2241	2241	3011	4122	0133	1233

## Dominant 7 sus 4 (suspended 4<sup>th</sup>)-note relationship to dominant 7th

	A7sus	Bb7sus	B7sus	C7sus	C#7sus	D7sus	Eb7sus	E7sus	F7sus	F#7sus	G7sus	Ab7sus
R1												
	0200	1311	1311	0011	1122	1122	1122	2203	2213	2213	0214	1324

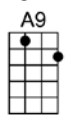
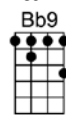
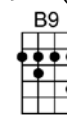
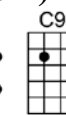

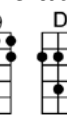
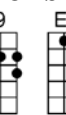
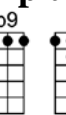
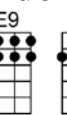
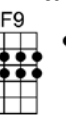
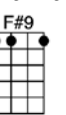
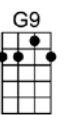
## Dominant 7 sharp 5 (augmented 7<sup>th</sup>)-note relationship to dominant 7th

	A7+5	Bb7+5	B7+5	C7+5	C#7+5	D7+5	Eb7+5	E7+5	F7+5	F#7+5	G7+5	Ab7+5
R1												
	0110	1221	1221	2001	3112	3112	3112	1204	2314	2314	0312	0423

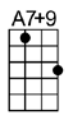
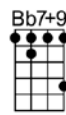

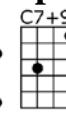

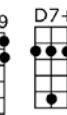
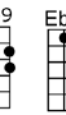
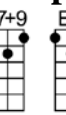
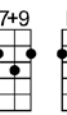

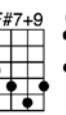

## Minor 7 flat 5 (half-diminished; e.g. "Bb half-diminished")-note relationship to minor 7th

	Am7-5	Bbm7-5	Bm7-5	Cm7-5	C#m7-5	Dm7-5	Ebm7-5	Em7-5	Fm7-5	F#m7-5	Gm7-5	Abm7-5
R4												
	1333	1333	2213	2213	0103	1324	1324	0201	1312	1312	0111	1333

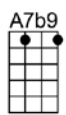
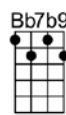




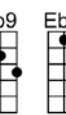
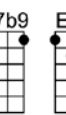
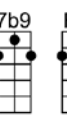
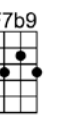
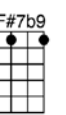
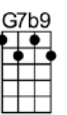
## Dominant 9<sup>th</sup> (9<sup>th</sup>)-note relationship to dominant 7<sup>th</sup>

											
0103	1214	1214	0201	1312	1312	0111	1333	1333	2203	2213	2213

## Dominant 7 sharp 9-note relationship to dominant 7<sup>th</sup>

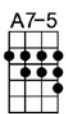


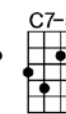


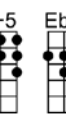
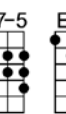

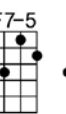
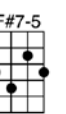
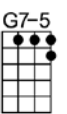
											
0104	1214	1214	0301	1412	1412	0132	1243	1243	1243	4312	4312

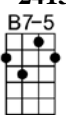
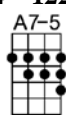
## Dominant 7 flat 9

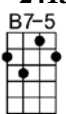
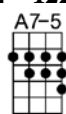
											
0102	1324	1324	0102	1324	1324	0102	1324	1324	0102	1324	1324

Note: For a dominant 7 flat 9 chord (e.g. C7b9), play the diminished of the flat 9, that is the diminished seventh one-half step higher. For example, for a C7b9, play a C#dim(7)

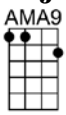





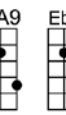
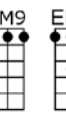
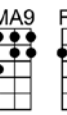
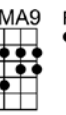

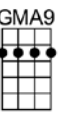
## Dominant 7 flat 5

											
1224	1302	2413	2413	0224	1224	1224	1302	2413	2413	0224	1224


 and 
 

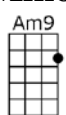

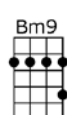




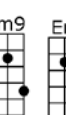

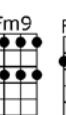
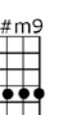
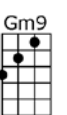
Note: There are only two forms of the dom 7 flat 5:  and . For the first form, the root is either on the 1<sup>st</sup> or 2<sup>nd</sup> string (the B7b5 chord is also an F7b5); for the second form, the root is either on the 3<sup>rd</sup> or 4<sup>th</sup> string (the A7b5 chord is also an Eb7b5).

## Major 9<sup>th</sup>

											
2204	2214	2214	0203	1324	1324	0211	1322	1322	1111	2222	3333

One should learn the major 9<sup>th</sup>s on their own merits, but, if you notice, these major 9<sup>th</sup>s (no root) are the same as minor 7<sup>th</sup> chords whose root is the major 3<sup>rd</sup> of the chord you want to play.

## Minor 9<sup>th</sup>

											
0002	1113	1113	1113	1302	2413	2413	0222	1333	1333	3210	4321

One should learn the minor 9<sup>th</sup>s on their own merits, but, if you notice, these minor 9<sup>th</sup>s (no root) are the same as major 7<sup>th</sup> chords whose root is the minor 3<sup>rd</sup> of the chord you want to play.

# APPROACH TO “MORE JAZZY” CHORDS (WITHOUT CHORD DIAGRAMS)

## Major 7

AM7 BbM7 BM7 CM7 C#M7 DM7 EbM7 EM7 FM7 F#M7 GM7 AbM7

## Major 6

A6 Bb6 B6 C6 C#6 D6 Eb6 E6 F6 F#6 G6 Ab6

## Minor 6

Bbm6 Bm6 Cm6 C#m6 Dm6 Ebm6 Em6 Fm6 F#m6 Gm6 Abm6 Am6

## Major sus 4 (suspended 4<sup>th</sup>)

Asus4 Bbsus4 Bsus4 Csus4 C#sus4 Dsus4 Ebsus4 Esus4 Fsus4 F#sus4 Gsus4 Absus4

## Dominant 7 sus 4 (suspended 4<sup>th</sup>)

A7sus4 Bb7sus4 B7sus4 C7sus4 C#7sus4 D7sus4 Eb7sus4 E7sus4 F7sus4 F#7sus4 G7sus4  
Ab7sus4

## Dominant 7 sharp 5 (augmented 7<sup>th</sup>)

A7+5 Bb7+5 B7+5 C7+5 C#7+5 D7+5 Eb7+5 E7+5 F7+5 F#7+5 G7+5 Ab7+5

## Minor 7 flat 5 (half-diminished; e.g. “Bb half-diminished”)

Am7-5 Bbm7-5 Bm7-5 Cm7-5 C#m7-5 Dm7-5 Ebm7-5 Em7-5 Fm7-5 F#m7-5 Gm7-5 Abm7-5

## Dominant 9<sup>th</sup> (9<sup>th</sup>)

A9 Bb9 B9 C9 C#9 D9 Eb9 E9 F9 F#9 G9 Ab9

## Dominant 7 sharp 9

A7+9 Bb7+9 C7+9 C#7+9 D7+9 Eb7+9 E7+9 F7+9 F#7+9 G7+9 Ab7+9

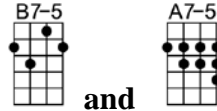
## Dominant 7 flat 9

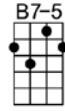
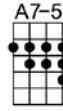
A7b9 Bb7b9 B7b9 C7b9 C#7b9 D7b9 Eb7b9 E7b9 F7b9 G7b9 Ab7b9

**Note:** For a dominant 7 flat 9 chord (e.g. C7b9), play the diminished of the flat 9, that is the diminished seventh one-half step higher. For example, for a C7b9, play a C#dim(7)

## Dominant 7 flat 5

A7-5 Bb7-5 B7-5 C7-5 C#7-5 Db7-5 D7-5 Eb7-5 E7-5 F7-5 F#7-5 G7-5 Ab7-5



Note: There are only two forms of the dom 7 flat 5:  and . For the first form, the root is either on the 1<sup>st</sup> or the 2<sup>nd</sup> string (the B7b5 chord is also an F7b5); for the second form, the root is either on the 3<sup>rd</sup> or 4<sup>th</sup> string (the A7b5 chord is also an Eb7b5).

## Major 9<sup>th</sup>

AM9 BbM9 BM9 CM9 C#M9 DM9 EbM9 EM9 FM9 F#M9 GM9 AbM9

## Minor 9<sup>th</sup>

Am9 Bbm9 Bm9 Cm9 C#m9 Dm9 Ebm9 Em9 Fm9 F#m9 Gm9 Abm9