



2008 STATISTICS & RESULTS

- INDIVIDUAL SCORING -

PLAYER	GP-GS	MIN	SHOTS	SOG	G	A	PTS	GWG
B. Peters	19-19	1736	54	28	10	6	26	2
A. Harrison	19-19	1598	42	27	8	7	23	2
A. Gartner	18-18	1666	24	8	2	3	7	0
D. Kehoe	19-16	1415	19	9	1	4	6	0
J. Adee	18-9	666	10	5	2	0	4	0
M. Lewis	19-6	846	13	6	1	2	4	0
R. Child	12-10	853	11	3	1	1	3	0
J. Phillips	17-0	353	10	6	1	1	3	1
J. Hinds	13-5	664	8	3	1	1	3	0
C. Pearson	17-17	1501	6	5	1	0	2	0
E. Barnes	19-12	800	8	3	0	2	2	0
N. Bonacker	17-16	1379	2	1	0	1	1	0
E. Philpott	15-10	908	5	1	0	1	1	0
M. Picinich	18-10	746	13	2	0	1	1	0
M. Welsch	4 -0	65	0	0	0	1	1	0
P. Mabeya	17-15	1329	6	2	0	0	0	0
J. Kupiec	15-4	615	12	2	0	0	0	0
M. Crowley	13-4	481	1	1	0	0	0	0
Eastern	19	-	244	114	30	31	91	5
Opponents	19	-	263	115	37	33	107	11

5-11-3 OVERALL • 0-5 MISSOURI VALLEY

2-2-1 HOME • 3-7-2 AWAY • 0-2 NEUTRAL

- GOALKEEPING -

PLAYER	GP-GS	MIN	GA	GAA	Sv	PCT	SHO
M. Hansen	17 -15	1411:23	28	1.79	62	.689	1
M. Essary	7 -4	355:05	9	2.28	13	.591	0
Team					3		2
Eastern	19	1766:28	37	1.89	78	.678	3
Opponents	19	1766:28	30	1.53	84	.737	6

- TEAM TOTALS -

	1ST	2ND	OT	OT2	TOTAL
GOALS					
Eastern Illinois	17	13	0	0	30
Opponents	13	23	1	0	37
SHOTS					
Eastern Illinois	101	138	2	3	244
Opponents	116	132	8	7	263
SAVES					
Eastern Illinois	34	43	1	0	78
Opponents	35	47	0	2	84
CORNER KICKS					
Eastern Illinois	38	49	3	0	90
Opponents	39	56	2	4	101
FOULS					
Eastern Illinois	105	111	4	2	222
Opponents	104	133	11	4	252

- RESULTS -

DATE	OPPONENT (ATTENDANCE)	SITE	RESULT	EIU GOALS (GAME-WINNER)
8/29	at Valparaiso (349)	Valparaiso, Ind.	L 1-2	Gartner
8/31	UMKC (221)	LAKESIDE FIELD	W 3-2	Adee, Lewis, PETERS
9/5	at Western Michigan (257)	Kalamazoo, Mich.	W 2-0	PHILLIPS, Harrison
9/7	at IPFW (192)	Fort Wayne, Ind.	W 5-2	Harrison, Peters, HARRISON, Own Goal, Gartner
9/12	^ vs #14 Northwestern (47)	DeKalb, Ill.	L 0-3	
9/14	^ at Northern Illinois (215)	DeKalb, Ill.	T 1-1	Pearson
9/20	CENTRAL ARKANSAS (514)	LAKESIDE FIELD	W 5-0	HARRISON, Adee Peters, Own Goal, Peters
9/26	at Wright State (306)	Dayton, Ohio	W 4-1	Peters, PETERS, Harrison, Peters
10/1	at IUPUI (392)	Indianapolis, Ind.	L 0-1	
10/5	at #21 Ohio State (1,302)	Columbus, Ohio	L 0-3	
10/8	at Western Illinois (212)	Macomb, Ill.	T 2-2	Peters, Peters
10/13	ORAL ROBERTS (268)	LAKESIDE FIELD	T 0-0	
10/15	• at Bradley (347)	Peoria, Ill.	L 1-3	Kehoe
10/18	• at #25 Drake (477)	Des Moines, Iowa	L 1-3	Harrison
10/21	at Butler (135)	Indianapolis, Ind.	L 0-1	
10/25	• EVANSVILLE (496)	LAKESIDE FIELD	L 1-3	Child
11/1	• at Missouri State (257)	Springfield, Mo.	L 0-1 OT	
11/8	• #2 CREIGHTON (287)	LAKESIDE FIELD	L 3-5	Harrison, Hinds, Harrison
11/12	+ vs Missouri State (130)	Evansville, Ind.	L 1-4	Peters

HOME GAMES IN BOLD <> ^ NIU Invitational

• Missouri Valley Conference match <> + MVC Tournament match (No. 6 seed)



EIU RECORD WHEN HE SCORES...

PLAYER (GOALS, GWGs)	EIU RECORD	WIN %
JIM ADEE (2, 0)	2-0	1.000
RYAN CHILD (1, 0)	0-1	.000
ADAM GARTNER (8, 2)	7-1	.875
ALEX HARRISON (13, 4)	7-2-1	.750
JONATHAN HINDS (1, 0)	0-1	.000
DARBY KEHOE (3, 0)	2-1	.667
JEFF KUPIEC (1, 0)	0-1	.000
MIKE LEWIS (3, 0)	2-0-1	.833
CHRIS PEARSON (4, 0)	2-1-1	.625
BRAD PETERS (33, 12)	19-3-2	.833
JEFF PHILLIPS (1, 1)	1-0	1.000
EVAN PHILPOTT (1, 0)	1-0	1.000

WHERE & WHEN HAS HE SCORED...

PLAYER (GOALS)	H	A	N	NC	MVC	PS
J. ADEE (2)	2	–	–	2	–	–
R. CHILD (1)	1	–	–	–	1	–
A. GARTNER (8)	2	4	2	6	2	–
A. HARRISON (11)	2	8	1	10	1	–
J. HINDS (1)	–	–	–	–	–	–
D. KEHOE (3)	2	1	–	1	2	–
J. KUPIEC (1)	–	1	–	–	1	–
M. LEWIS (3)	2	1	–	2	1	–
C. PEARSON (4)	1	1	2	2	1	1
B. PETERS (33)	13	14	6	24	6	3
J. PHILLIPS (1)	–	1	–	1	–	–
E. PHILPOTT (1)	1	–	–	–	–	–

H = HOME, A = AWAY, N = NEUTRAL

NC = NON-CONFERENCE, PS = POST SEASON

MULTI-GOAL & ASSIST EFFORTS

PLAYER	MULTI-GOAL	MULTI-ASST	GOAL&ASST*
B. PETERS	7	4	8
A. HARRISON	3	–	4
J. HINDS	–	–	1
A. GARTNER	–	2	2
M. LEWIS	–	1	–

*GOAL&ASST = A GAME IN WHICH HE HAD AT LEAST ONE GOAL & ONE ASSIST.

CONSECUTIVE GAMES STARTED

BRAD PETERS – 45 (SINCE OCT. '06)

ALEX HARRISON – 23 (SINCE NOV. '07)

DARBY KEHOE – 16

CHRIS PEARSON – 10

10-PLUS GOALS IN THE VALLEY ERA

PLAYER	GOALS	CLASS	YEAR
JASON THOMPSON	21	FRESHMAN	2000
JASON THOMPSON	14	JUNIOR	2002
DERRICK PERRY	14	SENIOR	2001
JEFF NIX	12	SENIOR	1998
BRAD PETERS	11	JUNIOR	2007
BRAD PETERS	11	SOPHOMORE	2006
BRAD PETERS	10	SENIOR	2008
JIMMY KLATTER	10	JUNIOR	2004

TEAM LEADERS IN MINUTES PLAYED

PLAYER	MINUTES	ACTIVE STREAK	'08 LONG
BRAD PETERS	1736	846	846
ADAM GARTNER	1666	366	1,130
ALEX HARRISON	1598	276	423
CHRIS PEARSON	1501	90	560
DARBY KEHOE	1415	642	642
MARK HANSEN	1411	276	315
NICK BONACKER	1379	68	315
PATRICK MABEYA	1329	–	424
EVAN PHILPOTT	908	–	173
RYAN CHILD	853	135	141
MIKE LEWIS	846	31	47
EDDIE BARNES	800	7	87
MIKE PICINICH	746	–	94
JIM ADEE	666	–	40
JONATHAN HINDS	664	45	171
JEFF KUPIEC	615	–	122
MATT CROWLEY	481	–	274
MARK ESSARY	355	–	135
JEFF PHILLIPS	353	–	28
MITCH WELSCH	65	–	21

A third consecutive 10-goal season and First Team All-Missouri Valley Conference selection for **Brad Peters**, as well as *ESPN the Magazine* Academic All-America accolades for **Adam Gartner** highlighted Eastern Illinois men's soccer's 2008 season.

Peters led the league in goals for the third straight year. In the process, the senior became the first Panther in the program's Valley era (1996-present) to become a three-time First Team All-Conference pick and post three double-figure goal seasons. Peters was named to the Hermann Trophy Preseason Watch List in August.

Gartner joined classmate **Mike Lewis** as Academic All-America honorees the last two seasons. Gartner also made EIU and MVC history when he was named one of 10 finalists nationally for the Lowe's Senior CLASS Award. He became the first Panther and MVC soccer player – male or female – to be a finalist for the prestigious award.

As a team, Eastern scored 30 goals for the second year in a row and sixth time since joining the Valley. Fifteen of the 18 EIU field players that saw action in 2008 recorded a point. However, the Panthers also struggled defensively and surrendered a league-high 37 goals, the most since 2003.

Despite losing the contest 5-3, Eastern battled second-ranked Creighton in one of the wildest games in the recent history of Lakeside Field. Creighton came to Charleston as the top-ranked defensive team in the country after surrendering just four goals in its first 14 games. The Panthers not only scored a season-high three times against the NCAA Tournament Elite Eight round qualifier, but also held the lead at one juncture in both the first and second halves.

Alex Harrison scored twice and assisted on EIU's other goal in the loss to Creighton. Yet it was just one excellent performance in a breakout season for the sophomore forward. The Englishman ranked second in the Valley with seven assists and scored three of his eight goals during conference play.

MORE ON THE CREIGHTON GAME: No. 2 Creighton was the highest-ranked team to visit Lakeside Field since 2004, when former EIU player and coach Schellas Hyndman brought his third-ranked SMU team to town. Eastern became the first Valley team since 2005 to score three times against CU... **Alex Harrison's** multi-goal effort was his second of the season and third career, but first in MVC play... **Jonathan Hinds** joined **Ryan Child** as Panthers to score their first career goal in conference play this season... The 5-3 final score represented the most goals in a single game at Lakeside Field since EIU defeated Illinois-Chicago, 8-0, in 2002.

GOING DOWN IN OT: Eastern's overtime loss at Missouri State Nov. 1 was the program's first since losing a heartbreaker with less than a second remaining in double-OT at Creighton on Oct. 13, 2007. Each of the Panthers' last four overtime defeats has come at the hands of a Valley opponent. Since an October 2004 OT loss at Evansville, the Panthers are 0-4-6 in games that have gone into overtime against MVC teams and 5-0-6 in extended affairs against non-conference foes.


HANSEN SURRENDERS FIRST GOLDEN GOAL: Four-year starting goalkeeper **Mark Hansen** suffered his first overtime defeat Nov. 1 at Missouri State. He did not play in the 2007 OT at Creighton. The senior had posted a shutout streak of 205 consecutive overtime minutes without surrendering a goal. Hansen compiled a 4-1-8 record in overtime games in which he was part of the sudden death periods.

EVERY MINUTE IN VALLEY PLAY: Three Panthers – **Adam Gartner**, **Darby Kehoe** and **Brad Peters** – played every minute of the five conference games. Peters accomplished the feat for the second year in a row. The senior played the final 846 minutes of the season, a streak of nine straight games. The Ohio State contest on Oct. 5 marked the last time he left the field.

GARTNER'S STREAK ENDS: **Adam Gartner** picked up his fifth yellow card of the season late in the Oct. 18 game at Drake and was forced to sit out the subsequent match at Butler, ending his team-long consecutive games started streak at 57. The senior had been in the starting lineup for every game since the Oct. 30, 2004 game against Vanderbilt. Coincidentally, he missed that game due to a red card suspension... As a Panther, the only game Gartner played in but did not start was Sept. 4, 2005 against Bowling Green – the second contest of his collegiate career.


OT WINS IN THE MVC ERA

YEAR	OPPONENT	SCORE	GW GOAL
2007	AT ASBURY	2-1	A. HARRISON
2007	AT KENTUCKY	1-0	B. EARL
2007	VS ORAL ROBERTS	1-0	B. PETERS
2007	VS BELMONT	2-1	A. HARRISON
2006	AT W. ILLINOIS	1-0	B. EARL
2004	DRURY	2-1	J. KLATTER
2001	W. KENTUCKY	2-1	D. PERRY
2001	VANDERBILT	3-2	C. DUMONCEAUX
2001	VS UW-GREEN BAY	3-2	J. THOMPSON
2000	VS DRURY	3-2	D. PERRY
2000	W. MICHIGAN	3-2	E. DIAZ
1998	AT W. ILLINOIS	2-1	J. NIX
1998	OHIO STATE	2-1	D. SHAUGHNESSY
1998	AT UW-GREEN BAY	1-0	M. CZARNECKI
1996	NORTHWESTERN	2-1	D. LAFRANCE
1996	NE ILLINOIS	3-1	B. KELLY




PROGRAM HISTORY

THE HEAD COACHES




Harold Pinther
1963-64
6-6 (.500)
EIU HALL OF FAME



Fritz Teller
1965-76
87-42-10 (.662)
EIU HALL OF FAME



Schellas Hyndman
1977-83
98-24-11 (.778)
EIU HALL OF FAME



Cizo Mosnia
1984-94
97-75-19 (.558)



Tim McClements
1996-99
30-42-4 (.421)



Adam Howarth
2000-Present
69-84-16 (.456)

EASTERN'S DEEP RUNS IN NATIONAL POST SEASON TOURNAMENTS

1974: NCAA DII – 4TH PLACE

EIU 2, Illinois-Chicago 0
EIU 2, Western Illinois 1
Seattle Pacific 3, EIU 2 (4OT)
•Federal City 5, EIU 3

1978: NCAA DII – 3RD PLACE

EIU 2, UW-Green Bay 1
EIU 1, UM-St. Louis 0
Alabama A&M 5, EIU 0
•EIU 2, So. Connecticut State 1

1969: NAIA – NATIONAL CHAMPS

EIU 2, Lake Forest 1
EIU 1, Quincy 0
EIU 4, Campell 0
EIU 6, Drew 0
EIU 1, Davis & Elkins 0


1979: NCAA DII – 2ND PLACE

EIU 3, Western Illinois 1
EIU 3, UM-St. Louis 0
EIU 1, So. Connecticut State 0
\$Alabama A&M 2, EIU 0

1981: NCAA DI – 3RD PLACE

EIU 2, SIU-Edwardsville 1 (OT)
EIU 1, Saint Louis 0
EIU def. San Diego State, forfeit
\$Connecticut 2, EIU 1
•EIU 4, Philadelphia Textile 2

•Third Place Match <-> \$Eventual National Champion



ERIK PROFFITT

#19 THE ONLY RETIRED NUMBER IN EIU MEN'S SOCCER HISTORY

Following the 1988 season, Eastern Illinois retired **Erik Proffitt's** jersey. A two-year letter-winner, he recorded one goal and seven assists while playing in all 38 games in his two seasons (1987-88), both Mid-Continent Conference championship campaigns. Originally from Wichita, Kan., his life was tragically cut short at the age of 20.

YEARLY RECORDS

YEAR	W	L	T	LEAGUE FINISH		COACH
				NAIA • 1963-69		
1963	4	1	0	—	—	Harold 'Hop' Pinther
1964	2	5	0	—	—	Harold 'Hop' Pinther
1965	6	3	0	—	—	Fritz Teller
1966	7	3	0	—	—	Fritz Teller
1967	5	3	0	—	—	Fritz Teller
1968	5	5	0	—	—	Fritz Teller
1969	13	1	1	—	—	Fritz Teller
1969 NAIA NATIONAL CHAMPIONS						
1970	6	4	0	—	—	Fritz Teller
1971	5	5	2	—	—	Fritz Teller

YEAR	W	L	T	LEAGUE FINISH		COACH
				NCAA DIVISION II • 1972-80		
1972	7	3	1	—	—	Fritz Teller
1973	7	4	2	—	—	Fritz Teller
1974	10	5	0	—	—	Fritz Teller
1974 NCAA DII FOURTH PLACE NATIONAL FINISH						
1975	8	4	1	—	—	Fritz Teller
1976	8	2	3	—	—	Fritz Teller
1977	10	4	1	—	—	Schellas Hyndman
1978	15	5	0	—	—	Schellas Hyndman
1978 NCAA DII THIRD PLACE NATIONAL FINISH						
1979	14	4	3	—	—	Schellas Hyndman
1979 NCAA DII NATIONAL RUNNER-UP						
1980	12	4	0	—	—	Schellas Hyndman

YEAR	W	L	T	LEAGUE FINISH		COACH
				NCAA DIVISION I • 1981-Present		
1981	19	2	2	—	—	Schellas Hyndman
1981 NCAA DI THIRD PLACE NATIONAL FINISH						
1982	12	3	5	—	—	Schellas Hyndman

YEAR	W	L	T	LEAGUE FINISH		COACH
				MID-CONTINENT CONFERENCE • 1983-95		
1983	16	2	0	1st	—	Schellas Hyndman
1984	11	5	1	3rd	—	Cizo Mosnia
1985	11	5	1	1st	—	Cizo Mosnia
1986	6	8	2	T-3rd	—	Cizo Mosnia
1987	11	5	3	1st	—	Cizo Mosnia
1988	10	6	3	T-1st	—	Cizo Mosnia
1989	10	2	3	1st	—	Cizo Mosnia
1990	5	11	2	4th	—	Cizo Mosnia
1991	9	9	1	4th	—	Cizo Mosnia
1992	3	12	2	T-4th	—	Cizo Mosnia
1993	9	9	0	6th	—	Cizo Mosnia
1994	12	3	1	1st (West)	—	Cizo Mosnia
1995	5	12	0	4th (West)	—	Troy Fabiano

YEAR	W	L	T	LEAGUE FINISH		COACH
				MISSOURI VALLEY CONFERENCE • 1996-Present		
1996	8	11	0	5th	—	Tim McClements
1997	4	15	0	T-4th	—	Tim McClements
1998	12	5	3	6th	—	Tim McClements
1999	6	11	1	8th	—	Tim McClements
2000	12	6	1	5th	—	Adam Howarth
2001	6	10	0	9th	—	Adam Howarth
2002	8	11	1	7th	—	Adam Howarth
2003	5	12	2	10th	—	Adam Howarth
2004	5	12	1	T-9th	—	Adam Howarth
2005	5	9	3	6th	—	Adam Howarth
2006	11	7	2	6th	—	Adam Howarth
2007	12	6	3	5th	—	Adam Howarth
2008	5	11	3	6th	—	Adam Howarth
Totals	387	277	58	(.577)		

- 1 NAIA NATIONAL CHAMPIONSHIP 1969
- 1 NCAA Div. II NATIONAL CHAMPIONSHIP RUNNER-UP 1979
- 1 NCAA DIVISION I THIRD PLACE FINISH 1981
- 1 NCAA DIVISION II THIRD PLACE FINISH 1978
- 2 NCAA DIVISION I REGIONAL QUALIFIERS 1982-83
- 7 NCAA DIVISION II REGIONAL QUALIFIERS 1972, 1973, 1974, 1975, 1977, 1978, 1979, 1980



EASTERN ILLINOIS HALL OF FAME

2007	Agyeman Prempeh	
2005	Damien Kelly	
2003	George Gorleku	
2001	Schellas Hyndman	
2000	Fritz Teller	
1990	Renny Garshelis	
1990	Gerardo Pagnani	
1989	Ron Semetis	
1986	Harold 'Hop' Pinther	
DIVISION I ALL-AMERICANS		
2002	Jason Thompson	HM
2000	Jason Thompson	2nd/Fresh
1994	Brad McTighe	3rd
1984	Albert Adade	1st
1983	Damien Kelly	1st
1982	Agyeman Prempeh	3rd
1981	Damien Kelly	1st
	Agyeman Prempeh	1st
DIVISION II ALL-AMERICANS		
1980	Damien Kelly	1st
1978	George Gorleku	1st
	John Baretta	HM
1977	George Gorleku	HM
1976	George Gorleku	1st
1975	George Gorleku	2nd
1974	Don Hale	HM
1973	Chuck Weisberg	2nd
1972	Gerardo Pagnani	1st
	Tony Durante	HM
1971	Gerardo Pagnani	1st
1970	Gerardo Pagnani	1st
	Tony Durante	HM
ALL-MISSOURI VALLEY CONFERENCE		
2008	Brad Peters	1st
	Adam Gartner	HM
	Alex Harrison	HM
	Ryan Child	Freshman
2007	Mick Galeski	1st
	Brad Peters	1st
	Adam Gartner	2nd
	Brad Earl	HM
	Alex Harrison	Freshman
2006	Mick Galeski	1st
	Brad Peters	1st
	David Amdor	HM
	Brad Earl	HM
2005	Jimmy Klatter	1st
	Mick Galeski	HM
	Adam Gartner	HM/Fresh
	Mark Hansen	Freshman
	Brad Peters	Freshman
2004	Jimmy Klatter	1st
	Joel Del Toro	HM
	Brad Earl	Freshman
2003	Jimmy Klatter	HM
	Jeff Diehl	Freshman
2002	Jason Thompson	1st
	Jimmy Klatter	HM
2001	Derrick Perry	2nd
	Julian Chang	HM
	Ben Cox	HM
	Jason Thompson	HM
2000	Jason Thompson	2nd
	...Unanimous All-Newcomer	
	Ryan Waguespack	HM
	Devin Rensing	HM
1999	Tom Dillon	2nd
1998	Matt Bobo	1st
	Mike Czarniecki	1st
	Jeff Nix	2nd
	Ryan Waguespack	HM
	Ben Cox	Newcomer
1997	Maciej Kusmierz	1st
	Henry Ospina	2nd
	Matt Bobo	2nd
	Ryan Waguespack	New.
1996	Brian Holcombe	2nd
	Maciej Kusmierz	2nd
MVC ALL-TOURNAMENT TEAM		
2008	Adam Gartner	
2007	Brad Earl	
	Mick Galeski	
2006	Mark Hansen	
1998	Kyle Mittendorf	
	Ryan Waguespack	
1997	Henry Ospina	

ACADEMIC ALL-MVC


2008	Adam Gartner	1st
	Mike Lewis	1st
	Brad Peters	1st
2007	Adam Gartner	1st
	Mark Hansen	1st
	Mike Lewis	1st
	Brad Peters	HM
	Evan Philipott	HM
2006	David Amdor	1st
	Adam Gartner	1st
	Mick Galeski	HM
	Mark Hansen	HM
2005	Jimmy Klatter	1st
	David Amdor	HM
2004	David Amdor	HM
	Jimmy Klatter	HM
2001	Julian Chang	1st
1999	Tom Dillon	1st
1997	Dan MacKinnon	1st
	Gerry Prather	1st
	Maciej Kusmierz	HM
1996	Josh Courmaya	2nd
MVC PLAYERS OF THE WEEK		
2008	Brad Peters	Off.
	Alex Harrison	Off.
2007	Mick Galeski (3x)	Off.
	Chris Pearson	Def.
	Brad Earl	Off.
	Adam Gartner	Def.
2006	Brad Earl	Off.
	Mark Hansen	Def.
2005	Jimmy Klatter	Off.
2004	Mike Sims	Def.
2002	Jason Thompson (2x)	Off.
2001	Derrick Perry (2x)	Off.
2000	Jason Thompson	Off.
1998	Ryan Waguespack (2x)	Def.
	Jeff Nix	Off.
	Derrick Perry	Off.
ALL-MID-CONTINENT CONFERENCE		
1995	Brian Holcombe	1st
1994	Brian Ritschel	1st
	Steve Van Dyke	1st
	Brad McTighe	1st
	Robert Tomic	2nd
	Brian Holcombe	2nd
	Greg McDonald	2nd
1993	Brad McTighe	1st
	...Newcomer of the Year	
	Paul Agyeman	2nd
	Matt Cook	2nd
	Jim Harkness	2nd
1992	Paul Agyeman	1st
	Jim Harkness	2nd
	Ricardo Tovar	2nd
1991	LeBaron Holliman	1st
	Tom Pardo	1st
	Paul Agyeman	HM
1990	Jim Harkness	1st
	Terry Dixon	2nd
	Mario Mihalic	2nd
1989	David Kompore	
	Garry Laidlaw	
	Mario Mihalic	
	Greg Muhr	
1988	Garry Laidlaw	MVP
	LeBaron Holliman	
	Mark Noffert	
	David Kompore	
	Mike Barclay	
1987	David Kompore	
	Garry Laidlaw	
	Mark Noffert	
	Mark Simpson	
1986	David Kompore	
1985	Larry Pretto	MVP
	Rick Lansing	
	Oscar Molinari	
1984	Albert Adade	MVP
	Rick Lansing	
	Neil Swindells	
MID-CON COACH OF THE YEAR		
1989	Cizo Mosina	
1988	Cizo Mosina	Co-COY
1987	Cizo Mosina	
1984	Cizo Mosina	

ACADEMIC ALL-MID-CONTINENT


1993	Matt Cook	
	Jacob Gress	
1992	Matt Cook	
	Terry Dixon	
	Toshinari Tatezawa	
	Tom Waters	
1991	Matt Cook	
	Terry Dixon	
	Toshinari Tatezawa	
	Tom Waters	
1990	Terry Dixon	
	Tom Waters	
1989	Terry Dixon	
	David Kompore	
	LeBaron Holliman	
1988	David Kompore	
1987	David Kompore	
NSCAA ALL-MIDWEST REGION		
2008	Brad Peters	3rd
2007	Mick Galeski	2nd
	Brad Peters	2nd
	Adam Gartner	3rd
2006	Mick Galeski	2nd
	Brad Peters	2nd
2005	Jimmy Klatter	2nd
2003	Abraham Martinez	3rd
2002	Jason Thompson	1st
2001	Derrick Perry	3rd
2000	Jason Thompson	2nd
1998	Matt Bobo	1st
	Jeff Nix	1st
1994	Brad McTighe	1st
	Steve Van Dyke	2nd
1993	Brad McTighe	3rd
1992	Paul Agyeman	2nd
1991	LeBaron Holliman	2nd
1989	David Kompore	2nd
	Garry Laidlaw	2nd
	Greg Muhr	2nd
1988	Garry Laidlaw	2nd
1987	David Kompore	1st
	Mark Simpson	1st
	John Glendinning	2nd
	Garry Laidlaw	2nd
1985	Neil Swindells	1st
	Larry Pretto	1st
	Rick Lansing	2nd
	Mark Simpson	2nd
1984	Albert Adade	1st
	Rick Lansing	HM
	Neil Swindells	HM
1981	Albert Adade	1st
1977	George Gorleku	1st
	Miguel Blair	HM
1974	Mike Alhassam	1st
1972	Gerardo Pagnani	1st
	Tony Durante	2nd
	Chuck Weisberg	HM
1971	Gerardo Pagnani	1st
1970	Gerardo Pagnani	1st
1965	Nelson Archer	HM

ESPN THE MAGAZINE


ACADEMIC ALL-AMERICA		
2008	Adam Gartner	3rd
2007	Mike Lewis	3rd
NSCAA ALL-AMERICAN SCHOLAR		
2007	Adam Gartner	2nd
ESPN THE MAGAZINE ACADEMIC ALL-DISTRICT V		
2008	Adam Gartner	1st
	Mike Lewis	1st
2007	Adam Gartner	1st
	Mike Lewis	1st
2006	Adam Gartner	1st
NSCAA ALL-REGION SCHOLAR		
2008	Adam Gartner	2nd
	Mike Lewis	HM
2007	Adam Gartner	1st
	Mike Lewis	2nd
1998	Tom Dillon	3rd
SENIOR CLASS AWARD FINALIST		
2008	Adam Gartner	1st




GERARDO PAGNANI
1969-72



ALBERT ADADE
1981-84



DAVID AMDOR
2003-06



MARK SIMPSON
1984-87





PROGRAM RECORDS

GOALS

SEASON

1. Jason Thompson..... 21.....2000
2. Damien Kelly 21.....1981
3. Tony Durante 20.....1969
Carmelo Rago 20.....1969
5. Neil Swindells..... 16.....1983
6. Jason Thompson..... 14.....2002
- Derrick Perry 14.....2001
- Brad McTighe..... 14.....1993
- Gordon Prempeh ... 14.....1978
10. George Hough 13.....1982
Damien Kelly 13.....1980
Ross Ongaro..... 13.....1979

CAREER

1. Damien Kelly 53...'80-83
2. Tony Durante 48...'69-72
3. Jason Thompson..... 40...'00-02
4. Miguel Blair 38...'75-78
5. Brad Peters 33...'05-08
6. Garry Laidlaw 32...'86-89
Neil Swindells..... 32...'82-85
8. Jimmy Klatter 31...'02-05
David Kompare 31...'86-89
10. Ross Ongaro..... 28...'77-79

ASSISTS

SEASON

1. Carmelo Rago 171969
2. Mick Galeski..... 122007
Mark Noffert 121988
4. Leonard Mason 101974
5. Adam Gartner 92007
Garry Laidlaw 91988
Agyeman Prempeh .91983
Neil Swindells..... 91983
Silvano Corazza..... 91981
Gordon Prempeh ... 91979

CAREER

1. Carmelo Rago 31 ..'69-71
2. Neil Swindells..... 25 ..'82-85
3. Mick Galeski..... 24 ..'04-07
Garry Laidlaw 24 ..'86-89
5. Agyeman Prempeh .23 ..'80-83
6. Damien Kelly 22 ..'80-83
7. Mark Noffert 20 ..'85-88
Leonard Mason 20 ..'73-76
9. Adam Gartner 18 ..'05-08
Brad Peters 18 ..'05-08
Paul Agyeman 18 ..'91-93

POINTS

SEASON

1. Carmelo Rago 571969
2. Jason Thompson..... 492000
3. Damien Kelly 481981
4. Neil Swindells..... 411983
5. *Tony Durante 401969
6. Gordon Prempeh 341978
7. Jason Thompson..... 322002
Mark Noffert 321988
9. Brad McTighe..... 311993
George Hough 311982

CAREER


1. Damien Kelly 128 ..'80-83
 2. *Tony Durante 99 ...'69-72
 3. Jason Thompson..... 96 ...'00-02
 4. Neil Swindells..... 89 ...'82-85
Miguel Blair 89 ...'75-78
 6. Garry Laidlaw 88 ...'86-89
 7. Brad Peters 84 ...'05-08
 8. ^Carmelo Rago 81 ...'69-71
 9. David Kompare 78 ...'86-89
 10. Jimmy Klatter 77 ...'02-05
- * Career assist total unknown
^ Career goal total unknown

TOP INDIVIDUAL MARKS


- Most Goals in a Game:
6 - Jason Thompson..... 2002
Jason Thompson 2000
- Most Assists in a Game:
5 - Gerardo Pagnani 1970
- Most Shutouts in a Season:
16 - Eric Hartman 1981
- *Most Saves in a Season:
119 - Ryan Eames 2002
- * Complete goalkeeper stats not kept prior to 1986.

TOP TEAM MARKS

- Most Wins:
19..... 1981
- Longest Unbeaten Streak:
15..... 1981
- Longest Winning Streak:
11..... 1983
- Most Goals:
76..... 1969
- Fewest Goals Allowed:
8..... '81, '69
- Most Shutouts:
17..... 1981
- Win Streak To Begin Year:
11..... 1983
- Longest Unbeaten Streak:
11..... 1983
- Most Goals Scored in a Game:
15 - vs. DePaul (1987),
15 - vs. Wisc.-Platteville (1973)




AGYEMAN PREMPEH
1980-83




DAMIEN KELLY
1980-83




The 1969 Panthers posted a 13-1-1 record and won the NAIA national championship. Future Panther head coach **Schellas Hyndman** was a defenseman on the '69 team. After building SMU into a national power, Hyndman was named the head coach of FC Dallas of the MLS in the spring of 2008.



The 1998 Panthers opened the season 7-0 en route to posting a 10-game unbeaten streak. Head coach **Tim McClements'** team finished the year 12-5-3, a program record for wins in the MVC era matched by the 2000 and 2007 squads. Seven different EIU players scored a game-winning goal in '98.



JASON THOMPSON
2000-02



JEFF NIX
1995-98



LEADERS IN THE VALLEY ERA

GOALS

SEASON	Player	Goals	Year
1.	Jason Thompson	21	2000
2.	Jason Thompson	14	2002
	Derrick Perry	14	2001
4.	Jeff Nix	12	1998
5.	Brad Peters	11	2007
	Brad Peters	11	2006
7.	Brad Peters	10	2008
	Jimmy Klatter	10	2004
9.	Henry Ospina	9	1996
10.	Alex Harrison	8	2008
	Mick Galeski	8	2007

CAREER

1.	Jason Thompson	40	'00-02
2.	Brad Peters	33	'05-08
3.	Jimmy Klatter	31	'02-05
4.	Derrick Perry	26	'98-01
5.	Jeff Nix	17	'96-98
6.	Mick Galeski	14	'04-07
	Henry Ospina	14	'96-97
8.	Alex Harrison	13	'07-Pr
	Brad Earl	12	'04-07
10.	Casey McCormac	8	'97-00

GAME-WINNING GOALS

SEASON

1.	Brad Peters	6	2007
2.	Brad Peters	4	2006
	Jason Thompson	4	2002
	Jason Thompson	4	2000
5.	Mick Galeski	3	2006
	Jimmy Klatter	3	2005
	Jeff Nix	3	1998
	Henry Ospina	3	1997
9.	9 Tied with	2	

CAREER

1.	Brad Peters	12	'05-08
2.	Jason Thompson	10	'00-02
3.	Jimmy Klatter	9	'02-05
4.	Derrick Perry	6	'98-01
5.	Mick Galeski	5	'04-Pr
	Henry Ospina	5	'96-97
7.	Alex Harrison	4	'07-Pr
	Brad Earl	4	'04-07
	Casey McCormac	4	'97-00
	Jeff Nix	4	'96-98



ASSISTS

SEASON	Player	Assists	Year
1.	Mick Galeski	12	2007
2.	Adam Gartner	9	2007
3.	Alex Harrison	7	2008
	Mick Galeski	7	2006
	Casey McCormac	7	2000
	Jake Spain	7	2000
	Jason Thompson	7	2000
8.	Brad Peters	6	2008
	Adam Gartner	6	2006
	Brad Peters	6	2007
	Dustin Weiher	6	2005
	Jimmy Klatter	6	2002

CAREER

1.	Mick Galeski	24	'04-Pr
2.	Adam Gartner	18	'05-08
	Brad Peters	18	'05-08
4.	Jason Thompson	16	'00-02
5.	Jimmy Klatter	15	'02-05
6.	Jake Spain	13	'97-00
7.	Derrick Perry	12	'98-01
8.	Alex Harrison	11	'07-Pr
9.	Casey McCormac	10	'97-00
	Mike Czarnecki	10	'97-98

MINUTES IN GOAL

SEASON

1.	Ryan Eames	1771	2002
2.	Casey DeCaluwe	1750	2003
3.	Ryan Waguespack	1731	2000
4.	Ryan Waguespack	1717	1998
5.	Mike Sims	1480	2004

CAREER

1.	Ryan Waguespack	5534	'97-00
2.	Mark Hansen	4829	'05-08
3.	Ryan Eames	1771	2002
4.	Casey DeCaluwe	1750	'02-05
5.	Mike Sims	1480	'03-04

SHUTOUTS

SEASON

1.	Mark Hansen	5	2006
2.	Mark Hansen	4	2007
3.	Ryan Waguespack	3.8	1998
4.	Casey DeCaluwe	3	2003
	Ryan Waguespack	3	2000
	Ryan Waguespack	3	1999
	Brian Ritschel	3	1996

CAREER

1.	Ryan Waguespack	11.8	'97-00
2.	Mark Hansen	11	'05-08

GOALS AGAINST AVG.

CAREER (MINIMUM 1,000 MINUTES)

1.	Mark Hansen	1.17	'05-08
2.	Ryan Waguespack	1.37	'97-00
3.	Nick Alexander	1.50	'05-07
4.	Matt Evers	1.69	'98-99
5.	Brian Ritschel	1.71	1996

POINTS

SEASON	Player	Points	Year
1.	Jason Thompson	49	2000
2.	Jason Thompson	32	2002
3.	Derrick Perry	31	2001
4.	Brad Peters	28	2007
	Mick Galeski	28	2007
6.	Brad Peters	26	2008
7.	Brad Peters	25	2006
	Jeff Nix	25	1998
9.	Jimmy Klatter	24	2004
10.	Alex Harrison	23	2008

CAREER

1.	Jason Thompson	96	'00-02
2.	Brad Peters	84	'05-08
3.	Jimmy Klatter	77	'02-05
4.	Derrick Perry	64	'98-01
5.	Mick Galeski	52	'04-07
6.	Jeff Nix	40	'96-98
7.	Alex Harrison	37	'07-Pr
8.	Adam Gartner	34	'05-08
9.	Henry Ospina	30	'96-97
10.	Brad Earl	26	'04-07
	Casey McCormac	26	'97-00

SAVES

SEASON

1.	Ryan Eames	119	2002
2.	Ryan Waguespack	106	2000
3.	Casey DeCaluwe	92	2003
4.	Ryan Waguespack	92	1998
5.	Brian Ritschel	78	1996

CAREER

1.	Ryan Waguespack	306	'97-00
2.	Mark Hansen	183	'05-08
3.	Ryan Eames	119	2002
4.	Casey DeCaluwe	92	'02-05
5.	Brian Ritschel	78	1996

SAVE PERCENTAGE

SEASON (MINIMUM 500 MINUTES)

1.	Ryan Waguespack	.857	1999
2.	Ryan Waguespack	.814	1998
3.	Mark Hansen	.787	2007
4.	Mark Hansen	.780	2005
5.	Ryan Waguespack	.774	2000

CAREER (MINIMUM 1,000 MINUTES)

1.	Ryan Waguespack	.785	'97-00
2.	Ryan Eames	.773	2002
3.	Matt Evers	.747	'98-99
4.	Mark Hansen	.744	'05-08
5.	Brian Ritschel	.736	1996

EIU has been an affiliate member of the Missouri Valley Conference since 1996. All of these stats & records are therefore from that era. Select Panthers were members of the team during the conference transition from the Mid-Continent to the MVC. They're career totals are only from years in which EIU played in the MVC.

TEAM RECORDS

Wins:

12.....'98, '00 & '07

Longest Winning Streak:

7.....1998

Longest Unbeaten Streak:

10.....1998

Goals:

48.....2000

Fewest Goals Allowed:

18.....2006

Goal Differential:

+17.....2000

Assists:

47.....2007

Shots:

348.....2000

Fewest Shots Allowed:

198.....1998

Shot Differential:

+110.....2006

Corner Kicks:

126.....2007

Fewest CKs Allowed:

67.....2005

Corner Kick Differential:

+35.....1998

Saves:


125.....2002

Goals Against Average:


0.88.....2006

Shutouts:

8.....2007



MICK GALESKI
2005-08



DERRICK PERRY
1998-01



JIMMY KLATTER
2002-05

TOP 10 GOALKEEPER SEASONS

(Minimum 500 minutes, sorted by GAA)

PLAYER	GP-GS	GA	MINUTES	GAA	YEAR
1.	Paul Jennison	7-5	524	0.86	2006
2.	Mark Hansen	15-15	1323	0.88	2006
3.	Mark Hansen	15-14	1249	0.94	2007
	Ryan Waguespack	19-19	1717	0.94	1998
5.	Mark Hansen	11-8	845	0.96	2005
6.	Ryan Waguespack	10-9	815	1.10	1999
7.	Nick Alexander	7-6	550	1.47	2005
8.	Nick Alexander	11-7	766	1.53	2007
9.	Ryan Waguespack	19-19	1731	1.61	2000
10.	Brian Ritschel	16-16	1475	1.71	1996





ASBURY COLLEGE EAGLES

Location (Enrollment) Wilmore, Ky. (1,516)
 Conference Kentucky Intercollegiate (NAIA)
 Home Field Asbury Soccer Field
 Head Coach (Year) Josh Oakley (8th)
 2008 Records 4-12-1 / 3-1 (2nd of 4)
 Starters Returning/Lost Unavailable
 All-Time Series EIU leads 2-0
 Last Meeting EIU 2, AC 0 (2007 in Wilmore)
 Web site Asbury.edu/athletics



BRADLEY BRAVES

Location (Enrollment) Peoria, Ill. (5,873)
 Conference Missouri Valley
 Home Field Shea Stadium
 Head Coach (Year) Jim DeRose (14th)
 2008 Records 6-12-2 / 1-4 (5th of 6)
 Starters Returning/Lost 8/3
 All-Time Series Bradley leads 11-7-1
 Last Meeting BU 3, EIU 1 (2008 in Peoria)
 Web site BradleyBraves.com



BUTLER BULLDOGS

Location (Enrollment) .. Indianapolis, Ind. (4,200)
 Conference Horizon
 Home Fields Varsity Field/Butler Bowl
 Head Coach (Year) Kelly Findley (4th)
 2008 Records 13-3-4 / 5-0-3 (2nd of 9)
 Starters Returning/Lost Unavailable
 All-Time Series Tied 2-2
 Last Meeting Butler 1, EIU 0 (2008 in Indy)
 Web site ButlerSports.com



CENTRAL ARKANSAS BEARS

Location (Enrollment) Conway, Ark. (9,401)
 Conference Independent (MVC in 2010)
 Home Field Farris Field
 Head Coach (Year) Chad Flanders (7th)
 2008 Records 3-14-1
 Starters Returning/Lost Unavailable
 All-Time Series EIU leads 1-0
 Last Meeting ... EIU 5, UCA 0 (2008 in Charleston)
 Web site UCAsports.com



CREIGHTON BLUEJAYS

Location (Enrollment) Omaha, Neb. (7,051)
 Conference Missouri Valley
 Home Field Morrison Stadium
 Head Coach (Year) Bob Warming (14th)
 2008 Records 16-2-2 / 4-0-1 (1st of 6)
 Starters Returning/Lost 9/2
 All-Time Series CU leads 15-4-1
 Last Meeting ... CU 5, EIU 2 (2008 in Charleston)
 Web site GoCreighton.com



DRAKE BULLDOGS

Location (Enrollment) .. Des Moines, Iowa (5,617)
 Conference Missouri Valley
 Home Field Crownie Soccer Complex
 Head Coach (Year) Sean Holmes (12th)
 2008 Records 13-5-1 / 4-1 (2nd of 6)
 Starters Returning/Lost 10/1
 All-Time Series DU leads 9-5-3
 Last Meeting ... DU 3, EIU 1 (2008 in Des Moines)
 Web site GoDrakeBulldogs.com



EVANSVILLE PURPLE ACES

Location (Enrollment) Evansville, Ind. (2,539)
 Conference Missouri Valley
 Home Field Black Beauty Field
 Head Coach (Year) Mike Jacobs (4th)
 2008 Records 9-7-2 / 2-3 (4th of 6)
 Starters Returning/Lost 9/2
 All-Time Series UE leads 12-9-4
 Last Meeting ... UE 3, EIU 1 (2008 in Charleston)
 Web site GoPurpleAces.com



IPFW MASTODONS

Location (Enrollment) .Fort Wayne, Ind. (12,338)
 Conference Summit
 Home Field Hefner Soccer Complex
 Head Coach (Year) Mike Harper (2nd)
 2008 Records 3-11-1 / 1-3-2 (7th of 7)
 Starters Returning/Lost 10/1
 All-Time Series EIU leads 6-1
 Last Meeting ... EIU 5, IPFW 2 (2008 in Fort Wayne)
 Web site GoMastodons.com



IUPUI JAGUARS

Location (Enrollment) .. Indianapolis, Ind. (30,300)
 Conference Summit
 Home Field Kuntz Stadium
 Head Coach (Year) Steve Franklin (15th)
 2008 Records 8-9-2 / 3-3 (T-3rd of 7)
 Starters Returning/Lost 7/4
 All-Time Series IUPUI leads 3-2-1
 Last Meeting IUPUI 1, EIU 0 (2008 in Indy)
 Web site IUPUIjags.com



MEMPHIS TIGERS

Location (Enrollment) .. Memphis, Tenn. (20,379)
 Conference Conference USA
 Home Field Mike Rose Soccer Complex
 Head Coach (Year) Richie Grant (15th)
 2008 Records 6-11-2 / 3-4-1 (T-3rd of 9)
 Starters Returning/Lost 10/1
 All-Time Series UM leads 1-0
 Last Meeting UM 3, EIU 2 (2004 in Nashville)
 Web site GoTigersGo.com



MERCER BEARS

Location (Enrollment) Macon, Ga. (9,401)
 Conference Atlantic Sun
 Home Field Bear Field
 Head Coach (Year) Brad Ruzzo (2nd)
 2008 Records 2-11-5 / 1-5-3 (8th of 10)
 Starters Returning/Lost Unavailable
 All-Time Series First Meeting
 Last Meeting N/A
 Web site MercerBears.com



MISSOURI STATE BEARS

Location (Enrollment) .. Springfield, Mo. (21,688)
 Conference Missouri Valley
 Home Field Plaster Field
 Head Coach (Year) Jon Leamy (18th)
 2008 Records 7-10-5 / 3-1-1 (3rd of 6)
 Starters Returning/Lost 9/2
 All-Time Series MSU leads 15-4
 Last Meeting ... MSU 4, EIU 1 (2008 in Evansville)
 Web site MissouriStateBears.com



STONY BROOK SEAWOLVES

Location (Enrollment) .. Stony Brook, N.Y. (23,997)
 Conference America East
 Home Field LaValle Stadium
 Head Coach (Year) Cesar Markovic (6th)
 2008 Records 3-12-4 / 1-4-3 (8th of 9)
 Starters Returning/Lost Unavailable
 All-Time Series First Meeting
 Last Meeting N/A
 Web site GoSeawolves.cstv.com



VALPARAISO CRUSADERS

Location (Enrollment) Valparaiso, Ind. (3,980)
 Conference Horizon
 Home Field Brown Field
 Head Coach (Year) Mike Avery (3rd)
 2008 Records 6-10-3 / 1-6-1 (T-8th of 9)
 Starters Returning/Lost 6/5
 All-Time Series EIU leads 10-2-1
 Last Meeting ... VU 2, EIU 1 (2008 in Valparaiso)
 Web site ValpoAthletics.com





1973: 7-4-2

W	15	0	Wisconsin-Platteville
L	0	3	at Missouri-St. Louis
W	2	1	at Harris-Stowe
L	2	5	Quincy
L	0	1	SIU Edwardsville
T	2	2	Western Illinois
W	1	0	at Wisconsin-Parkside
W	3	1	at Wisconsin-Milwaukee
W	1	0	Indiana
T	2	2	at Illinois-Chicago
W	4	1	at Blackburn College
W	2	1	% at MacMurray College
L	1	2	% at Missouri-St. Louis

% NCAA DII Tournament game

1974: 10-5 • DII Fourth Place Finish

W	2	0	at Aurora College
L	0	3	Missouri-St. Louis
W	2	1	at Lewis University
L	1	5	at Quincy
W	5	0	+ vs Northern Illinois
W	4	1	+ vs Western Illinois
W	3	1	Wisconsin-Parkside
W	2	0	Wisconsin-Milwaukee
W	2	1	at Indiana
L	2	4	Blackburn College
W	2	1	at MacMurray College
W	2	0	% Illinois-Chicago
W	2	1	% at Western Illinois
L	2	3	% vs Seattle Pacific (4OT)
L	3	5	% vs Federal City

+ Governor's Cup game (Edwardsville, Ill.)
% NCAA DII Tournament game

1975: 8-4-1

W	2	0	at Aurora College
L	0	1	at Missouri-St. Louis
W	5	3	Lewis University
L	0	1	Quincy
W	1	0	+ vs SIU Edwardsville
W	2	0	+ vs Northern Illinois
L	1	2	at Wisconsin-Milwaukee
W	5	2	at Wisconsin-Parkside
T	1	1	Indiana
W	3	0	at Illinois-Chicago
W	3	0	at Blackburn College
W	2	1	MacMurray College (OT)
L	2	3	at UW-Green Bay (OT)

+ Governor's Cup game (Macomb, Ill.)
% NCAA DII Tournament game

1976: 8-2-3

W	2	0	Columbia College
T	0	0	Missouri-St. Louis
W	7	1	at Lewis University
L	0	3	at Quincy
W	9	1	Wisconsin-Parkside
T	0	0	+ vs Western Illinois
T	1	1	+ at Northern Illinois
W	3	2	Wisconsin-Milwaukee
L	0	1	at Indiana
W	1	0	Illinois-Chicago
W	2	0	Blackburn College
W	5	0	at MacMurray College
W	2	0	at Aurora College

+ Governor's Cup game (DeKalb, Ill.)

1977: 10-4-1

W	3	0	at Columbia College
W	1	0	at Missouri-St. Louis
W	4	1	Lewis University
L	0	1	Alabama A&M
W	3	2	Quincy
L	2	3	+ SIU Edwardsville
L	0	2	+ Northern Illinois
W	4	0	at Illinois-Springfield
L	0	1	Indiana
W	6	0	at Wisconsin-Parkside
W	1	0	at Blackburn College
W	4	1	MacMurray College
W	2	0	Aurora College
W	1	0	% Missouri-St. Louis
T	0	0	% UW-Green Bay (L, PKs)

+ Governor's Cup game (Charleston, Ill.)
% NCAA DII Tournament game

1978: 15-5 • DII Third Place Finish

W	5	0	Columbia College
L	0	2	at Saint Louis
W	2	1	Missouri-St. Louis
W	3	0	Cincinnati
W	5	0	^ vs Alabama-Huntsville
L	2	4	^ at Quincy
W	2	0	+ vs Western Illinois
L	0	1	+ at SIU Edwardsville
W	1	0	Illinois-Springfield
W	10	0	at Wright State
L	0	2	at Indiana
W	5	0	Oakland
W	2	0	at Evansville
W	5	0	Harris-Stowe
W	2	0	Blackburn College
W	3	1	at MacMurray College (OT)
W	2	1	% at Wisconsin-Green Bay
W	1	0	% Missouri-St. Louis
L	0	5	% vs Alabama A&M
W	2	1	% vs Southern Connecticut

^ Quincy Tournament
+ Governor's Cup game (Edwardsville, Ill.)
% NCAA DII Tournament game

1979: 14-4-3 • DII National Runner-up

W	2	0	at Texas Christian
W	4	3	at North Texas
W	3	1	at Harris-Stowe
L	0	2	at Missouri-St. Louis
W	1	0	Avila College (forfeit)
W	2	0	Wheaton College
W	3	0	at Cincinnati
W	2	0	at Xavier
W	2	0	Illinois State
W	2	0	+ vs Northern Illinois
L	0	1	+ vs SIU Edwardsville
L	0	1	at Illinois-Springfield (2OT)
T	1	1	Indiana
W	6	0	Wright State
T	2	2	Evansville
T	0	0	Quincy
W	4	0	at Blackburn College
W	3	1	% Western Illinois
W	3	0	% at Missouri-St. Louis
W	1	0	% vs Southern Connecticut
L	0	2	% vs Alabama A&M

+ Governor's Cup game (Macomb, Ill.)
% NCAA DII Tournament game

1980: 12-4

W	6	0	Harris-Stowe
L	1	2	Missouri-St. Louis
W	7	0	Lewis University
W	2	0	North Texas
W	3	1	MacMurray College
W	3	0	Illinois-Springfield
W	2	0	+ vs Western Illinois
L	0	3	+ vs SIU Edwardsville
W	3	2	at Evansville (OT)
L	0	1	at Indiana (forfeit)
W	1	0	at Avila (forfeit)
W	3	1	# vs Seattle Pacific
W	3	2	# at Wheaton College
W	2	1	at Illinois State
W	7	0	Blackburn College
L	1	3	% at Lock Haven

+ Governor's Cup game (DeKalb, Ill.)
Wheaton College Tournament
% NCAA DII Tournament game

1981: 19-2-2 • DI Third Place Finish


W	2	0	# vs SMU
W	1	0	# vs Rockhurst
W	6	0	# vs Colorado College
W	9	0	Illinois State
W	4	0	at MacMurray College
L	1	2	at Quincy
W	2	0	+ Northern Illinois
T	1	1	+ SIU Edwardsville (W, PKs)
W	2	0	Texas Christian
W	4	0	^ vs Creighton
W	3	0	^ at Wisconsin-Milwaukee
W	1	0	at Southern Indiana
W	8	0	Roosevelt
T	0	0	Evansville
W	1	0	at Missouri-St. Louis
W	3	0	Oakland
W	3	0	at Illinois-Springfield
W	2	0	Rockford College
W	2	1	% at SIU Edwardsville (OT)
W	1	0	% Saint Louis
W	1	0	% San Diego State (forfeit)
L	1	2	% vs Connecticut
W	4	2	% vs Philadelphia Textile

Air Force Academy Tournament
+ Governor's Cup game (Charleston, Ill.)
^ UW Milwaukee Tournament
% NCAA DI Tournament game

1982: 12-3-5

W	1	0	Wisconsin-Whitewater
L	1	2	^ at Oneonta State
W	2	1	^ vs Air Force
W	1	0	Creighton
T	3	3	Quincy
T	1	1	# vs Evansville
L	0	1	# vs North Texas
W	12	1	# vs Texas Christian
W	1	0	+ vs Western Illinois
T	1	1	+ at SIU Edwardsville
T	1	1	at Oakland
W	4	0	MacMurray College
W	1	0	Saint Louis
T	0	0	SMU
W	1	0	Southeast Missouri
W	4	1	Southern Indiana
W	1	0	Illinois-Springfield
W	3	0	Northeast Louisiana
W	3	0	at Illinois State
L	0	1	% North Texas (OT)

^ Oneonta State (N.Y.) Tournament
Air Force Academy Tournament
+ Governor's Cup game (Edwardsville, Ill.)
% NCAA DI Tournament game





1983: 16-2, 4-0 Mid-Con (1st of 5)

W	4	1	• Wisconsin-Green Bay
W	4	0	Houston Baptist
W	5	1	• Cleveland State
W	3	0	Illinois State
W	2	0	Wisconsin
W	4	1	at MacMurray College
W	2	0	at Quincy
W	6	0	Southeast Missouri
W	4	0	+ vs Northern Illinois
W	4	0	• + at Western Illinois
W	3	1	at North Texas
L	1	3	at SMU
W	2	1	Southern Indiana
W	3	0	at Saint Louis
W	3	0	• Illinois-Chicago
W	7	2	at Illinois State
W	5	0	Northeast Louisiana
L	1	2	% Saint Louis

• Mid-Continent Conference game
+ Governor's Cup game (Macomb, Ill.)
% NCAA DI Tournament game

1984: 11-5-1, 2-2 Mid-Con (3rd of 5)

L	0	1	Illinois State
W	1	0	• at Wisconsin-Green Bay
L	0	1	• at Cleveland State
W	4	1	MacMurray College
W	6	1	Quincy
W	2	1	at Wisconsin
T	1	1	Air Force
L	1	3	+ vs SIU Edwardsville
L	0	1	• + vs Western Illinois
W	3	0	Harris-Stowe
W	3	0	at Illinois-Springfield
W	2	0	Southern Indiana
W	1	0	Saint Louis
L	0	2	at Evansville
W	1	0	Hardin-Simmons
W	3	0	Creighton
W	2	0	• at Illinois-Chicago

• Mid-Continent Conference game
+ Governor's Cup game (DeKalb, Ill.)

1985: 11-5-1, 4-0 Mid-Con (1st of 5)

W	3	1	# vs Creighton
W	4	2	# vs Richmond
T	0	0	at MacMurray
W	2	0	• Wisconsin-Green Bay
W	4	2	at Quincy
L	4	1	at Illinois State
L	2	1	Evansville
W	3	0	+ Northern Illinois
W	2	1	• + Western Illinois (OT)
W	4	0	Houston Baptist
W	1	0	• Cleveland State
W	2	1	at Southern Indiana
L	3	2	at Saint Louis
W	1	0	Northwestern
L	2	1	at North Texas
L	1	0	at SMU
W	4	0	• Illinois-Chicago

Bowling Green Tournament
• Mid-Continent Conference game
+ Governor's Cup game (Charleston, Ill.)

1986: 6-8-2, 1-2-1 Mid-Con (4th of 5)

W	2	1	at Cincinnati
W	1	0	at Xavier
T	1	1	• at Wisconsin-Green Bay
L	0	1	Quincy
W	5	0	MacMurray College
W	2	1	at Illinois State
L	1	3	+ at SIU Edwardsville
L	1	3	• at Cleveland State
W	3	2	Southern Indiana (OT)
L	0	3	Saint Louis
L	0	4	at Evansville
W	2	1	• at Illinois-Chicago
T	0	0	at Northwestern
L	0	2	SMU
L	0	1	Wisconsin
L	1	2	• at Western Illinois

• Mid-Continent Conference game
+ Governor's Cup game (Edwardsville, Ill.)

1987: 11-5-3, 4-0 Mid-Con (1st of 5)

W	15	0	DePaul
T	2	2	Xavier
L	2	4	at Wisconsin
W	1	0	at Wisconsin-Milwaukee
W	3	1	• Cleveland State
L	0	1	at Illinois State
T	1	1	Valparaiso
W	2	1	at Quincy
L	1	2	+ at Western Illinois
W	1	0	+ vs Northern Illinois
W	8	0	at Southern Indiana
T	1	1	Northwestern
W	2	1	Wright State
W	3	2	• Western Illinois
W	1	0	Evansville
W	5	0	• Illinois-Chicago
W	2	1	• Wisconsin-Green Bay
L	0	1	at Saint Louis
L	1	2	at Miami (Ohio)

• Mid-Continent Conference game
+ Governor's Cup game (Macomb, Ill.)

1988: 10-6-3, 4-0-1 Mid-Con (T-1st of 6)

L	2	4	# at Air Force
W	6	3	# vs Hardin Simmons
W	4	0	Bradley
W	3	1	^ vs American University
T	3	3	^ at George Mason
W	4	0	Miami (Ohio)
W	1	0	Quincy
T	2	2	• at Cleveland State
T	1	1	+ vs SIU Edwardsville
W	3	1	+ vs Western Illinois
L	0	1	Texas Christian
W	1	0	• at Western Illinois
L	2	1	at Evansville
W	3	1	• at Valparaiso
W	3	0	• at Illinois-Chicago
L	3	4	Saint Louis
W	4	0	• at Wisconsin-Green Bay
L	1	2	Illinois State
L	2	3	Northwestern

Air Force Tournament
^ George Mason Tournament
• Mid-Continent Conference game
+ Governor's Cup game (DeKalb, Ill.)

1989: 10-2-3, 6-0 Mid-Con (1st of 7)

W	2	1	• UW-Green Bay (OT)
W	3	1	Air Force
W	2	1	Illinois-Springfield
T	1	1	at Quincy
W	3	1	Drake
T	0	0	+ SIU Edwardsville
W	3	2	Evansville
W	3	1	• Cleveland State
W	5	0	• at Illinois-Chicago
L	0	2	at Illinois State
L	1	4	at Saint Louis
W	6	0	• Valparaiso
W	2	0	• Missouri State
W	1	0	• Western Illinois (OT)
T	2	2	at Northwestern

• Mid-Continent Conference game
+ Governor's Cup game (Charleston, Ill.)

1990: 5-11-2, 4-2-1 Mid-Con (4th of 8)

L	0	5	at Evansville
W	2	0	• Illinois-Chicago
W	3	1	• Northern Illinois
L	1	2	# vs California (OT)
L	0	2	# vs Wisconsin
W	3	0	+ vs Western Illinois
L	2	3	+ at SIU Edwardsville
L	0	3	at SMU
L	0	3	at Texas Christian
W	4	1	• Valparaiso
T	2	2	• at Western Illinois
L	1	2	Charleston, S.C. (OT)
L	0	5	• at Cleveland State
L	0	5	• at Akron
L	0	3	Illinois State
T	1	1	Costal Carolina
L	1	3	Southwest Missouri
W	3	1	• UW-Green Bay (OT)

Illinois State Tournament
• Mid-Continent Conference game
+ Governor's Cup game (Edwardsville, Ill.)

1991: 9-9-1, 4-3-1 Mid-Con (4th of 9)

W	9	0	• at Valparaiso
W	4	0	• at Illinois-Chicago
W	3	1	Quincy
W	4	1	Loyola
L	2	3	+ vs UI-Springfield (OT)
W	2	1	+ at Western Illinois
L	0	3	SMU
W	4	1	Missouri State
L	2	3	at Illinois State
L	1	3	• Western Illinois
W	1	0	Drake (OT)
L	0	1	• at Wisconsin-Green Bay
T	0	0	• at Northern Illinois
L	0	3	• Akron
W	6	2	• Cleveland State (OT)
L	0	1	Saint Louis
L	0	4	at Coastal Carolina
L	1	2	at Charleston, S.C.
W	3	2	• Wright State

• Mid-Continent Conference game
+ Governor's Cup game (Macomb, Ill.)

EIU SOCCER: PANTHER PRIDE ON THE PITCH • 35



1992: 3-12-2, 3-3-1 Mid-Con (T-5th of 8)

W	5	0	• Valparaiso
L	0	2	+ SIU Edwardsville
L	1	2	+ Illinois-Springfield
L	1	2	at Saint Louis
T	2	2	^ vs North Texas
L	1	5	^ at SMU
W	4	2	• Northern Illinois
T	2	2	• at Western Illinois
L	1	3	• at Wright State
W	3	1	• at Cleveland State
L	1	4	# at UNC Charlotte
L	1	3	# vs Alabama A&M
L	2	3	• Illinois-Chicago
L	0	1	• Cincinnati
L	1	3	• Wisconsin-Green Bay
L	1	2	at Quincy
L	0	3	• Southern Indiana

• Mid-Continent Conference game
+ Governor's Cup game (Charleston, Ill.)
^ SMU Tournament
UNC Charlotte Tournament

1993: 9-9, 3-5 Mid-Con (6th of 9)

L	3	4	at Western Kentucky (OT)
W	3	0	• Oral Roberts
W	2	1	at Southern Indiana
W	3	2	+ vs Illinois-Springfield
W	2	0	+ at SIU Edwardsville
W	3	0	• UMKC
L	3	4	• SMU (OT)
W	4	2	• Bradley
L	2	4	at Cincinnati
W	2	1	• Western Illinois
L	0	2	• Wright State
L	0	1	• Cleveland State
W	10	1	• at Illinois-Chicago
L	0	2	• at Northern Illinois
W	3	0	• Valparaiso
L	0	1	• at Wisconsin-Green Bay
L	0	4	• at Wisconsin-Milwaukee
L	0	1	• Quincy

• Mid-Continent Conference game
+ Governor's Cup game (Edwardsville, Ill.)

1994: 12-3-1, 6-1-1 Mid-Con (1st in West)

W	3	1	at Bradley
W	1	0	• Quincy
W	5	4	• Western Illinois
W	3	1	at Illinois-Springfield
W	3	0	• Northeastern Illinois
W	3	0	• at Western Illinois
L	1	3	at SMU
W	4	2	at Texas Christian
W	2	1	• Cincinnati (2OT)
T	1	1	• at Quincy
W	2	1	• UMKC
L	1	2	• at UMKC
W	4	1	• Western Kentucky
W	4	2	• at SIU Edwardsville
W	1	0	• SIU Edwardsville
L	0	3	! vs Central Connecticut

• Mid-Continent Conference game
! Mid-Con Tournament (Buffalo, N.Y.)

1995: 5-12, 3-5 Mid-Con (4th in West)

L	0	2	at Marquette
L	1	6	at Butler
W	3	1	at Northeastern Illinois
L	1	4	• Drake
L	0	5	• Illinois-Springfield
W	2	1	• Bradley
L	0	4	• Missouri State
L	1	2	• at Western Illinois
L	1	2	• at Quincy
L	0	4	at Saint Louis
L	0	1	• UMKC
W	4	1	• at SIU Edwardsville
L	1	3	• Quincy
L	2	3	• Western Illinois
W	1	0	• UMKC
L	1	3	at Ohio State
W	2	1	• SIU Edwardsville

• Mid-Continent Conference game

1996: 8-11, 1-4 MVC (5th of 6)

W	3	1	• Northeastern Illinois (OT)
L	1	3	^ vs Wisconsin-Milwaukee
L	0	4	^ at Wisconsin
W	2	0	at Western Illinois
W	2	1	• Northwestern (OT)
W	1	0	• SIU Edwardsville
L	0	4	at Northern Illinois
L	1	2	at Bowling Green (OT)
L	1	2	at Loyola
L	0	5	• at Evansville
L	0	1	• Loyola
W	4	1	at Valparaiso
W	3	1	at Bradley
W	2	0	at UMKC
L	1	2	at Wisconsin-Green Bay
L	0	1	• at Missouri State
W	3	2	• Marquette
L	0	2	• Drake
L	0	6	• Creighton

^ Wisconsin Tournament
• Missouri Valley Conference game

1997: 4-15, 3-4 MVC (5th of 8)

L	1	2	^ vs George Mason (OT)
L	1	3	^ vs Northwestern
L	1	2	at Loyola
L	0	1	• Wisconsin-Green Bay
L	0	2	• UMKC
L	2	3	at Dayton (OT)
L	1	2	• Western Illinois
L	0	1	at Notre Dame
L	0	4	• Bowling Green
W	6	0	at Northeastern Illinois
L	1	2	• Valparaiso
L	0	1	• Evansville
W	4	0	• at Drake
L	1	2	• at Creighton
L	1	3	• Missouri State
W	2	1	• Bradley
W	1	0	• Western Kentucky
L	0	1	• Vanderbilt
L	0	2	! vs Vanderbilt

^ Northern Illinois Tournament
• Missouri Valley Conference game
! MVC Tournament (Springfield, Mo.)

1998: 12-5-3, 2-4-1 MVC (6th of 8)

W	1	0	at Wisconsin-Green Bay (OT)
W	2	1	• Dayton
W	4	1	^ vs UMKC
W	4	1	^ vs Eastern Michigan
W	2	1	• Ohio State (OT)
W	4	0	at Western Michigan
W	2	0	• Loyola
T	1	1	• Northwestern
W	2	1	• Belmont
W	2	1	at Western Illinois (OT)
L	1	2	• at Western Kentucky
L	0	3	• at Vanderbilt
W	1	0	• Oral Roberts
L	0	1	• at Bradley
W	1	0	• at Evansville
L	0	1	• at Missouri State
W	3	1	• Drake
T	1	1	• Creighton
T	2	2	! vs W. Kentucky (W, PKs)
L	0	1	! vs Creighton

^ Bradley Tournament
• Missouri Valley Conference game
! MVC Tournament (Springfield, Mo.)

1999: 6-11-1, 0-6-1 MVC (8th of 8)

W	2	1	at Northern Illinois
W	2	1	Western Michigan
L	1	2	• IUPUI
L	0	2	• Oral Roberts
W	1	0	^ vs College of Charleston
L	0	3	^ at SMU
L	1	2	at Loyola (OT)
W	1	0	at Northwestern
W	4	1	at Belmont
W	1	0	• Western Illinois
L	0	1	• Wisconsin-Green Bay
L	1	2	• Missouri State
T	2	2	• Evansville
L	0	3	• at Drake
L	0	3	• at Creighton
L	0	1	• Western Kentucky (OT)
L	0	1	• Vanderbilt (OT)
L	1	4	• at Bradley

^ SMU Tournament
• Missouri Valley Conference game

2000: 12-6-1, 6-5 MVC (T-5th of 12)

W	6	1	• Northwestern
W	6	2	at DePaul
W	3	2	• Western Michigan (OT)
W	3	1	at Western Illinois
W	3	2	^ vs Drury (OT)
T	0	0	^ at IUPUI
W	2	0	• Loyola
W	3	1	• Texas Christian
L	1	2	• SMU
W	8	1	• at Belmont
W	5	1	• at Vanderbilt
W	3	2	• at Tulsa
L	0	2	• at Missouri State
L	0	3	• Drake
L	1	3	• Creighton
L	0	4	• at Western Kentucky
W	3	1	• at Evansville
W	1	0	• Bradley
L	0	3	! at Bradley

^ IUPUI Tournament
• Missouri Valley Conference game
! MVC Tournament (Peoria, Ill.)





2009 EASTERN ILLINOIS MEN'S SOCCER • 36



2001: 6-10, 2-7 MVC (9th of 10)

L	1	4	at Saint Louis
W	3	1	at Loyola
W	3	2	^ vs Wisconsin-Green Bay (OT)
L	0	3	^ at Wisconsin-Milwaukee
W	8	2	IPFW
W	5	2	Western Illinois
L	2	7	at Illinois-Chicago
L	1	2	• at Creighton
L	0	4	• at Drake
L	2	3	• at Bradley (OT)
L	1	2	• Evansville
L	1	2	• Missouri State
L	0	4	• at SMU
L	0	1	• at Tulsa (OT)
W	3	2	• Vanderbilt (OT)
W	2	1	• Western Kentucky (OT)

^ Wisconsin-Milwaukee Tournament
• Missouri Valley Conference game

2002: 8-11-1, 3-5-1 MVC (7th of 10)

W	3	1	at Northern Illinois
L	1	2	^ vs Appalachian State
L	1	3	^ vs Loyola Marymount
W	1	0	at Western Illinois
L	0	1	at Wisconsin
L	2	3	Drury
W	2	1	at IPFW
W	8	0	Illinois-Chicago
L	0	4	at Saint Louis
W	5	1	• at Western Kentucky
W	4	1	• at Vanderbilt
L	0	4	• SMU
L	1	2	• Tulsa
T	0	0	• Bradley
L	1	4	• Creighton
L	0	1	• Drake
W	3	1	• at Evansville
L	1	2	• at Missouri State
W	3	2	Illinois-Springfield
L	0	6	! at Creighton

^ Vanderbilt Tournament
• Missouri Valley Conference game
! MVC Tournament (Omaha, Neb.)

2003: 5-12-2, 0-8-1 MVC (10th of 10)

W	4	1	^ vs Rhode Island
L	0	4	^ vs Oral Roberts
L	1	2	Western Illinois
W	2	1	Northern Illinois
T	2	2	# at Northwestern
W	1	0	# vs Lafayette
L	1	4	Wright State
W	3	0	at Drury
W	3	1	at Butler
L	0	2	• Western Kentucky
T	0	0	• Vanderbilt
L	0	7	• at Tulsa
L	0	1	• at SMU
L	1	4	• Missouri State
L	0	1	• Evansville
L	1	4	• at Drake
L	0	4	• at Creighton
L	1	3	• at Bradley
L	1	4	IPFW

^ Bradley Tournament
Northwestern Tournament
• Missouri Valley Conference game

2004: 5-12-1, 1-7-1 MVC (T-9th of 10)

W	1	0	Butler
W	2	0	at Northern Illinois
L	0	2	at IUPUI
L	2	3	^ vs Memphis (OT)
L	1	2	^ vs Northwestern
L	1	3	at Western Illinois
L	2	3	at Dayton
W	2	1	at IPFW
L	1	2	• Bradley
W	2	1	Drury (OT)
L	1	2	• Drake
L	0	2	• Creighton
L	0	3	• at Missouri State
L	2	3	• at Evansville (OT)
W	2	1	• at Vanderbilt
T	1	1	• at Western Kentucky
L	0	1	• Tusla (OT)
L	1	4	• SMU

^ Vanderbilt Tournament
• Missouri Valley Conference game

2005: 5-9-3, 2-4-1 MVC (6th of 8)

L	1	3	^ at Wisconsin-Green Bay
T	1	1	^ vs Bowling Green
L	1	3	# vs Cal Poly
W	4	1	# vs Longwood
L	1	2	Western Illinois
W	2	0	Valparaiso
L	0	1	at Illinois-Chicago
W	4	0	Olivet Nazarene
L	0	1	Northern Illinois
L	0	5	• at Creighton
W	2	1	• at Western Kentucky
T	1	1	• Drake
L	0	1	• Bradley
L	0	1	• Missouri State
L	0	1	• Vanderbilt
W	5	1	• at Evansville
T	0	0	! vs Vanderbilt (L, PKs)

^ Wisconsin-Green Bay Tournament
Western Kentucky Tournament
• Missouri Valley Conference game
! MVC Tournament (Peoria, Ill.)

2006: 11-7-2, 1-3-2 MVC (6th of 7)

L	0	1	^ vs Detroit
W	2	1	^ at Bowling Green
W	2	0	Asbury College
W	1	0	UMKC
W	3	1	at IPFW
L	0	2	Loyola
W	1	0	at Western Illinois (OT)
W	4	2	# vs Georgia State
W	3	0	# at Wisconsin-Green Bay
W	2	0	at IUPUI
L	0	2	• at Missouri State
T	1	1	• Western Kentucky
W	3	1	• Evansville
L	0	1	• at Bradley
L	0	1	• Creighton
L	1	2	at Wright State
W	1	0	at Valparaiso
T	0	0	• at Drake
W	3	1	! vs Missouri State
L	0	2	! vs Creighton

^ Bowling Green Tournament
Wisconsin-Green Bay Tournament
• Missouri Valley Conference game
! MVC Tournament (Peoria, Ill.)

2007: 12-6-3, 2-3-1 MVC (5th of 7)

W	2	1	^ vs Belmont (OT)
W	2	0	^ vs Lipscomb
W	1	0	# vs Oral Roberts (OT)
W	1	0	# at UMKC
T	2	2	at Loyola
L	0	2	at Dayton
W	2	0	IUPUI
W	1	0	at Kentucky (OT)
L	0	3	Western Illinois
W	2	0	IPFW
T	2	2	at UAB
W	4	0	Valparaiso
T	2	2	• Drake
L	1	2	• at Creighton (OT)
W	4	2	• Missouri State
L	1	4	• at Evansville
W	3	1	• at Western Kentucky
L	1	2	• Bradley
W	2	1	at Asbury College (OT)
W	1	0	! vs Drake
L	0	2	! vs Bradley

^ Bradley Tournament
UMKC Tournament
• Missouri Valley Conference game
! MVC Tournament (Omaha, Neb.)

2008: 5-11-3, 0-5 MVC (6th of 6)

L	1	2	at Valparaiso
W	3	2	UMKC
W	2	0	at Western Michigan
W	5	2	at IPFW
L	0	3	^ vs Northwestern
T	1	1	^ at Northern Illinois
W	5	0	Central Arkansas
W	4	1	at Wright State
L	0	1	at IUPUI
L	0	3	at Ohio State
T	2	2	at Western Illinois
T	0	0	Oral Roberts
L	1	3	• at Bradley
L	1	3	• at Drake
L	0	1	at Butler
L	1	3	• Evansville
L	0	1	• at Missouri State (OT)
L	3	5	• Creighton
L	1	4	! vs Missouri State

^ Northern Illinois Tournament
• Missouri Valley Conference game
! MVC Tournament (Evansville, Ind.)