




How to Seal XT Closure Bags

<p>Step 1 Place bag on flat surface</p>	<p>Step 2 Fold green tape back to expose yellow liner</p>	<p>Step 3 Peel yellow liner tab from adhesive strip</p>
		
<p>Step 4 Completely remove liner</p>	<p>Step 5 Push air out and fold tape up to seal</p>	<p>Step 6 Ensure tape is sealed across top</p>
