



# 2016 WHEEL & TIRE APPLICATION GUIDE

DWT LITECAST

ALUMINUM



MADE IN U.S.A.



JOHN NATALIE

**APPLICATIONS BY BOLT PATTERN - 58**

**.125, A5, .190 WHEELS BY VEHICLE:**

- ARCTIC CAT - 4
- CANAM - 5
- CANNONDALE - 5
- HONDA - 6-7
- HONDA ATC 3 WHEELER - 16-17
- KAWASAKI - 8-9
- KAWASAKI 2 & 3 WHEELER - 17
- POLARIS - 10-12
- POLARIS RZR 1K- 44-45
- SUZUKI 12-13
- YAMAHA 14-15
- YAMAHA 3 WHEELER - 17

**APPLICATIONS BY PRODUCT:**

- A5 - 18
- CHAMPION IN A BOX RACE KIT - 49
- G2 - 19-20
- ROK SERIES - 21-25
- SECTOR - 26-31
- ULTIMATE - 32-35
- ULTIMATE SPORT - 36
- GOLF - 48
- VOLKSWAGON - 50
- JR DRAGSTER - 51
- KARTING -52-55
- SPRINT CAR - 56
- MICROSPRINT - 56
- OFF ROAD BUGGY - 57
- TROPHY KART - 57
- TRACTOR PULLING - 57
- DIABLO - 38
- DIABLO BEADLOCK - 38
- NITRO - 39
- STEALTH - 41-43
- STEALTH-LOK - 40
- STAR FIGHTER - 40

**REPLACEMENT PARTS:**


- NUTS - 46
- CAPS - 47
- RINGS - 47
- COVERS - 47
- PLATES - 47
- SCREWS/BOLTS - 47
- SECTOR PARTS - 31

**TIRES - 70-71**



**WHEEL STRENGTH AND AVAILABILITY**

HIGH PERFORMANCE. DOUGLAS WHEELS ARE MADE FROM HIGH STRENGTH 6061 ALUMINUM ALLOY THAT IS HEAT TREATED AND AGED FOR MAXIMUM DURABILITY AND UNIFORM STRENGTH. OUR WHEELS ARE MADE IN FOUR DIFFERENT STRENGTHS, TO COVER EVERY NEED.




**STANDARD STRENGTH.** Our **BLUE LABEL** wheels are made from .125 inch thick 6061 heat treated material, and are ideal for use in dunes and recreational riding. Certain "BLUE LABEL" wheels are available with a center plate reinforcement, designated with an "R" in the description of the wheel.



The **A5** features our super strong inner & outer rolled lip design, from .125 inch thick 6061 heat treated aluminum which exceeds the strength of most of our competitor's non heat treated aluminum wheels. Most of the rear "A5 Label" wheels are available with a center plate reinforcement, designated with an "R" in the description of the wheel.



**SUPER STRENGTH.** Our **RED LABEL** wheels are made from .190 inch thick 6061 heat treated material and are virtually indestructible, yet still very light. They are designed for rough use such as desert, cross country and clay tracks.



**ULTIMATE STRENGTH.** Our new **ULTIMATE** line of wheels incorporate rolled lips and integral beadlocks in a design that optimizes strength and minimizes weight. Certain **ULTIMATE** wheels are available with a center plate reinforcement, designated with an "R" in the description of the wheel.

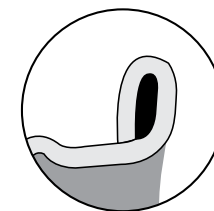
**STOCK INVENTORY AND CUSTOM WHEELS**

All listed part numbers are carried in stock for immediate delivery. Douglas Wheel, Inc. also has the capability of creating custom wheels to match your specific needs. Please contact customer service for your specific application.

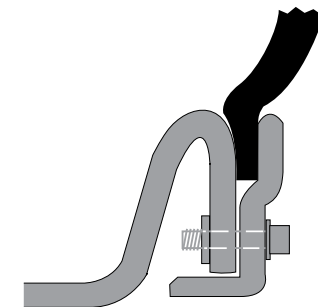
**WHEEL TYPE ABBREVIATION KEY:**

- RL - ROLLED LIP
- IB - INTEGRAL BEADLOCK
- R - REINFORCEMENT CENTER PLATE
- BB - BACK TO BACK
- DBL - DOUBLE

RL - ROLLED LIP



IB - INTEGRAL BEADLOCK



**TIRE MOUNTING INSTRUCTIONS**

***MOUNTING OF TIRES ON WHEELS CAN BE DANGEROUS IF DONE IMPROPERLY. ONLY TRAINED PERSONNEL, USING THE PROPER TOOLS, SAFETY EQUIPMENT, AND SAFETY PRECAUTIONS, SHOULD ATTEMPT TO MOUNT TIRE AND WHEEL ASSEMBLIES.***

1. Use only a clip-on type air chuck with a long extension hose, remote filler, and inflating gauge.
2. Using a tire mounting lubricant, lube the tire and rim bead seat. Determine the tire's maximum recommended tire inflation pressure.
3. The tire and wheel must be located away from all personnel. Something solid, such as a block wall or a tire mounting cage, must be between the tire/wheel assembly and the installer. THE TIRE/WHEEL ASSEMBLY MUST BE OUT OF "LINE OF SIGHT" DURING THE INFLATION PROCESS.
4. Inflate tire until you hear the beads seats snap, or until you reach the tire manufacturer's maximum recommended tire inflation pressure. NEVER EXCEED THE TIRE MANUFACTURER'S MAXIMUM RECOMMENDED TIRE INFLATION PRESSURE.
5. If the tire beads do not seat, stop. Release all air from the tire/wheel assembly, and call your tire manufacturer or us for advice.
6. Once the tire bead is seated, disconnect chuck, re-install valve core, and inflate to proper operating pressure.



**ARCTIC CAT**

MODEL	YEAR	WHEEL SIZE	R	REPLACEMENT	.125	A5	.190
BEARCAT 2X4 454	96-98	12X7 5B+2N 4/115 10MM	F	12X7 5B+2N 4/115 10MM			007-22
		12X8 3B+5N 4/115 10MM	R	12X8 3B+5N 4/115 10MM			007-23
BEARCAT 4X4 454	96-98	12X7 5B+2N 4/115 10MM	F	12X7 5B+2N 4/115 10MM			007-22
		12X8 3B+5N 4/115 10MM	R	12X8 3B+5N 4/115 10MM			007-23
250 2X4	00	12X6.5 4.5B+2 4/115 10MM	F	12X7 5B+2N 4/115 10MM			007-22
		12X6.5 4.5B+2 4/115 10MM	R	12X7 5B+2N 4/115 10MM			007-22
300 2X4	00	12X6.5 4.5+2 4/115 10MM	F	12X7 5B+2N 4/115 10MM			007-22
		12X6.5 5B+1.5 4/115 10MM	R	12X7 5B+2N 4/115 10MM			007-22
300 4X4	00-02	12X6.5 4.5B+2 4/115 8MM	F				
		12X6.5 4.5B+2 4/115 8MM	R				
400 2X4	00	12X6.5 2.25+4.25 4/115 10MM	F				
		12X6.5 4.5B+2 4/115 10MM	R	12X7 5B+2N 4/115 10MM			007-22
400 4X4	00	12X6.5 2.25+4.25 4/115 10MM	F				
		12X6.5 4.5+2 4/115 10MM	R	12X7 5B+2N 4/115 10MM			007-22
500 4X4	00	12X6.5 2.25 +4.25 4/115 10MM	F				
		12X6.5 4.5B+2 4/115 10MM	R	12X7 5B+2N 4/115 10MM			007-22
500 4X4	00	12X6.5 4.5B+2 4/115 10MM	F	12X7 5B+2N 4/115 10MM			007-22
		12X6.5 2.5+4 4/115 10MM	R				
DVX 400	04-08	10X5.5 3+2.5 4/144 10MM	F	10X5 3+2 4/144 10MM	011-03	A511-03	011-04
		9X8 3+5 4/110 10MM	R	9X8 3+5 4/110 10MM	006-07	A506-07	006-08
300I/400I/500I	02-16	12X6.5 5B+1N 4/115 10MM	F	12X7 5B+2N 4/115 10MM			007-22
		12X8 6B+1.5N 4/115 10MM	R	12X7 5B+2N 4/115 10MM			007-22
650I/700I/1000I	02-16	12X6.5 5B+1N 4/115 10MM	F	12X7 5B+2N 4/115 10MM			007-22
		12X8 6B+1.5N 4/115 10MM	R	12X7 5B+2N 4/115 10MM			007-22
PROWLER	06-16	14X6.5 5+1.5 4/115	F				
		14X8 6.5+1.5 4/115	R				
TRAIL XT UTV	15-16	12X6.5 5+1.5 4/115 10MM	F	12X10 4B+6N 4/115 .190			007-49
		12X8 6+1.5 4/115 10MM	R	12X10 4B+6N 4/115 .190			
WILD CAT	12-16	14X6.5 5+1.5 4/115	F				
		14X8 6.5+1.5 4/115	R				

**CAN AM**

MODEL	YEAR	WHEEL SIZE	R	REPLACEMENT	.125	A5	.190
DS 650	00-05	10X6 4B+2 4/143 10MM	F	10X6 4B+2N 4/143 10MM			012-02
		9X9 3B+6 4/143 10MM	R	9X9 3B+6N 4/143 10MM			012-04
TRAXTER QUEST	99-06	12X6.5 5+1.5 4/110 10MM	F	12X7 5B+2N 4/110 10MM			006-31
		12X7 2+5 4/110 10MM	R	12X8 3B+5N 4/110 10MM			006-32
90	02-05	8X5.5 2.5+3 4/110 10MM	F	8X6 2N+4N 4/110 10MM	006-02	A506-02	
		8X7 3.5+3.5 4/110 10MM	R	8X7 3B+4N 4/110 10MM	006-66		
DS 250	06	10X5.5 3.5 2 4/110	F	10X5 3+2 4/144 10MM	011-03	A511-03	011-04
		9X8 2.5+5.5 4/110	R	9X8 3+5 4/110 10MM	006-07	A506-07	006-08
OUTLANDER 330/400 500/650/800/1000	04-16	12X6 4.75+1.25 4/136	F	12X6 4B+2N 4/136			019-01
		12X7.5 6+1.5 4/136	R	12X8 5B+3N 4/136 .190			019-07
RENEGADE 500/800	07-16	12X6 4.75+1.25 4/136	F	12X6 4B+2N 4/136			019-01
		12X7.5 6+1.5 4/136	R	12X8 5B+3N 4/136 .190			019-07
DS 450	08-14	10X5.5 3+2.5 4/144 10MM	F	10X5 3+2 4/144 10MM	011-03	A511-03	011-04
		9X8 3+5 4/110 10MM	R	9X8 3+5 4/110 10MM	006-07	A506-07	006-08
OUTLANDER 800	05	12X6 4B+2N 4/136 10MM	F	12X6 4B+2N 4/136 10MM			019-01
		12X8 3B+5N 4/136 10MM	R	12X8 5B+3N 4/136 10MM			019-07
RALLY 175	05	10X5.5 3.5+2 4/110	F	10X6 4B+2N 4/110 10MM			006-33
		10X8 3.5+4.5 4/110	R	10X8 3B+5N 4/110 10MM	006-15	A506-15	006-44
COMMANDER 800/1000	11-15	12X6 4.5+1.5 4/136 10MM	F	12X6 4B+2N 4/136			019-01
		12X7 5.5+1.5 4/136 10MM	R	12X8 5B+3N 4/136 .190			019-07
COMMANDER MAX DPS/XT	15-16	14X6 4.5+1.5 4/136 10MM	F				
		14X8 6+2 4/136 10MM	R				
MAVERICK / MAX	13-15	12X6 4.5+1.5 4/136 10MM	F	12X6 4B+2N 4/136			019-01
		12X7 5.5+1.5 4/136 10MM	R	12X8 5B+3N 4/136 .190			019-07
MAVERICK X DS/1000R/TURBO	15-16	14X6 4.5+1.5 4/136 10MM	F				
		14X8 6+2 4/136 10MM	R				

**CANNONDALE**

MODEL	YEAR	WHEEL SIZE	R	REPLACEMENT	.125	A5	.190
MOTO 440	01-03	10X5 3+2 4/144 10MM	F	10X5 3+2 4/144 10MM	011-03	A511-03	011-04
		8X8 3+5 4/110 10MM	R	8X8 3+5 4/110 10MM	006-03	A506-15	006-34
BLAZE 440	01-03	10X5 3+2 4/144 10MM	F	10X5 3+2 4/144 10MM	011-03	A511-03	011-04
		9X8 3+5 4/110 10MM		9X8 3+5 4/110 10MM	006-07	A506-07	006-08
SPEED	01-03	10X5 3+2 4/144 10MM	F	10X5 3+2 4/144 10MM	011-03	A511-03	011-04
		9X8 3+5 4/110 10MM		9X8 3+5 4/110 10MM	006-07	A506-07	006-08
CANNIBAL	01-03	10X5 3+2 4/144 10MM	F	10X5 3+2 4/144 10MM	011-03	A511-03	011-04
		9X8 3+5 4/110 10MM		9X8 3+5 4/110 10MM	006-07	A506-07	006-08

# HONDA

MODEL	YEAR	WHEEL SIZE	R	REPLACEMENT	.125	A5	.190
TRX 70		8X7 3+4 3/100 10MM	R	8X6 3B+3N 3/100 8MM	001-01		
	93-11	8X6 3+3 4/85 10MM	F	8X6 3B+3N 4/85 10MM	029-01	A529-04	
TRX90		8X7 3+4 4/85 10MM	R	8X7 3B+4N 4/85 10MM	029-02	A529-03	
	85	SEE NOTE BELOW*	F	8X6 3B+3N 4/85 10MM*	029-01		
TRX125		8X8 4+4 4/130 8MM	R	8X8 4B+4N 4/130 8MM	010-01		
	84	9X6 3+3 4/130 8MM	F				
TRX200		9X10 5+5 4/150 8MM	R				
	90-93	10X5 3+2 4/110 10MM	F	10X5 3B+2N 4/110 10MM	006-12	A511-03	006-23
TRX200		8X8 4+4 4/110 10MM	R	8X8 4B+4N 4/110 10MM	006-01		
	94-95	10X5 3+2 4/110 10MM	F	10X5 3B+2N 4/110 10MM	006-12	A511-03	006-23
TRX200 TYPE II		8X8 4+4 4/110 10MM	R	8X8 4B+4N 4/110 10MM	006-01		
	86	8X5 3+2 4/80 10MM	F	8X5 3B+2N 4/80 10MM	003-02		003-03
TRX200SX		8X8 4+4 4/110 10MM	R	8X8 4B+4N 4/110 10MM	006-01		
	85	10X5.5 4+1.5 4/130 10MM	F	10X5 3B+2N 4/130-110 10MM	009-07		
TRX250		9X9 4+5 4/110 10MM	R	9X9 4B+5N 4/110 10MM	006-09		
	00-05	11X5.5 4B+1.5 4/110 10MM	F	11X6 4B+2N 4/110 10MM			006-45
TRX250 RECON		9X8 3B+5 4/110 10MM	R	9X8 3B+5N 4/110 10MM	006-07	A506-03	006-08
	86-89	10X5.5 4+1.5 4/144 10MM	F	10X5 3B+2N 4/144 10MM	011-03	A511-03	011-04
TRX250R		9X8 3+5 4/110 10MM	R	9X8 3B+5N 4/110 10MM	006-07	A506-07	006-08
	86-87	10X5.5 4+1.5 4/110 10MM	F	10X5 3B+2N 4/110 10MM	006-12	A511-03	006-23
TRX250X		9X9 4+5 4/110 10MM	R	9X9 4B+5N 4/110 10MM	006-09	A506-07	
	88-92	10X5.5 4+1.5 4/144 10MM	F	10X5 3B+2N 4/144 10MM	011-03	A511-03	011-04
TRX250X & 250XN		9X9 4+5 4/110 10MM	R	9X9 4B+5N 4/110 10MM	006-09		
	01-16	10X5.5 3.5+2 4/144 10MM	F	10X5 3B+2N 4/144 10MM	011-03	A511-03	011-04
SPORTRAX 250EX		9X8 3+5 4/110 10MM	R	9X8 3B+5N 4/110 10MM	006-07	A506-07	006-08
	00	11X6.5 5.5+1.5 4/110 10MM	F	11X6 4B+2N 4/110 10MM			006-45
TRX 300		9X9 3+6 4/110 10MM	R	9X9 3B+6N 4/110 10MM			006-04
	93-12	10X5.5 4+1.5 4/144 10MM	F	10X5 3B+2N 4/144 10MM	011-03	A511-03	011-04
TRX300EX		9X8 3+5 4/110 10MM	R	9X8 3B+5N 4/110 10MM	006-07	A506-07	006-08
	90-94	11X6.5 5+1.5 4/110 10MM	F	11X6 4B+2N 4/110 10MM			006-45
TRX300FW		11X7.5 2+5.5 4/110 10MM	R	11X8 3N+5B 4/110 10MM			006-30
	00	11X6.5 5B+1.5 4/110 10MM	F	11X6 4B+2N 4/110 10MM			006-45
TRX300FW		11X7.5 2.5+5.25 4/110 10MM	R	11X8 3N+5B 4/110 10MM			006-30
	92-98	11X6.5 4.5+2 4/110 10MM	F	11X6 4B+2N 4/110 10MM			006-45
TRX300P		9X8 3+5 4/110 10MM	R	9X8 3B+5N 4/110 10MM	006-07	A506-07	006-08
	99-15	10X5.5 4+1.5 4/144 10MM	F	10X5 3B+2N 4/144 10MM	011-03	A511-03	011-04
TRX400EX		9X8 3+5 4/110 10MM	R	9X8 3B+5N 4/110 10MM	006-07	A506-07	006-08
	03-05	12X6 4+2 4/110	F	12X6 4B+2N 4/110 10MM			006-42
RANCHER 350 2X4		10X8.5 3.5+5 4/110	R	10X8 3B+5N 4/110 10MM		A506-15	006-44
	00-04	12X6 4.5B+1.5 4/110 10MM	F	12X6 4B+2N 4/110 10MM			006-42
RANCHER ES TRX350FE 4X4		11X7 2B+5 4/110 10MM	R				

# Honda Continued

MODEL	YEAR	WHEEL SIZE	R	REPLACEMENT	.125	A5	.190
RANCHER ES TRX350TE	00-05	12X6 4.5B+1.5 4/110 10MM	F	12X6 4B+2N 4/110 10MM			006-42
		10X8.5 3B+5.5 4/110 10MM	R	10X9 4B+5N 4/110 10MM	006-17	A506-15	006-18
RANCHER TRX350FM 4X4	00-02	12X6 5B+1 4/110 10MM	F	12X6 4B+2N 4/110 10MM			006-42
		11X7 2B+5 4/110 10MM	R				
RANCHER TRX350TM	00-02	12X6 4.5B+1.5 4/110 10MM	F	12X6 4B+2N 4/110 10MM			006-42
		10X8.5 3B+5.5 4/110 10MM	R	10X9 4B+5N 4/110 10MM	006-17		006-18
FOREMAN TRX350	81-89	11X7 5+2 4/110 10MM	F	11X7 5B+2N 4/110 10MM			006-29
		11X7 3.5+3.5 4/110 10MM	R	11X8 3N+5B 4/110 10MM			006-30
RANCHER 400/420	04-16	12X6 5+1 4/110	F	12X6 4B+2N 4/110 10MM			006-42
		11X7.5 2.5+5 4/110	R				
FOREMAN TRX400D	96-06	11X6.5 5+1.5 4/110 10MM	F	11X6 4B+2N 4/110 10MM			006-45
		11X7.5 4+3.5 4/110 10MM	R				
FOREMAN TRX450 S/ES 4X4	00-02	12X6 4.5B+1.5 4/110 10MM	F	12X6 4B+2N 4/110 10MM			006-42
		12X7.5 2.5+5 4/110 10MM	R	12X8 3B+5N 4/110 10MM			006-32
RANCHER 420 IRS	09-14	12X6 4.5B+1.5 4/110 10MM	F	12X6 4B+2N 4/110 10MM			006-42
		12X7.5 5.5+2 4/110	R	12X8 5B+3N 4/110 10MM			006-16
FOREMAN 500 2WD	05-16	12X6 4.5+1.5	F	12X6 4B+2N 4/110 10MM			006-42
		12X7.5 3+4.5	R	12X8 3B+5N 4/110 10MM			006-32
TRX 450R	04-15	10X5.5 4+1.5 4/144 10MM	F	10X5 3B+2N 4/144 10MM	011-03	A511-03	011-04
		9X8 3+5 4/110 10MM	R	9X8 3B+5N 4/110 10MM	006-07	A506-07	006-08
RUBICON 500	01-14	12X6 4.5+1.5 4/110 10MM	F	12X6 4B+2N 4/110 10MM			006-42
		12X7.5 3+4.5 4/110 10MM	R	12X8 3B+5N 4/110 10MM			006-32
RUBICON IRS	15-16	12X6 5+1 4/110 10MM	F	12X6 4B+2N 4/110 .190			006-42
		12X7.5 5.5+2 4/110 10MM	R	12X8 5B+3N 4/110 .190			006-16
RINCON 650/700	02-16	12X6 5+1 4/110	F	12X6 4B+2N 4/110 10MM			006-42
		12X7.5 5.5+2 4/110	R	12X8 5B+3N 4/110 10MM			006-16
700XX	08-09	10X5.5 4+1.5 4/144 10MM	F	10X5 3B+2N 4/144 10MM	011-03	A511-03	011-04
		11X7 5+2 4/144 10MM	R				011-47
ODYSSEY FL250	81	8X6 3+3 3/100 8MM	F	8X6 3B+3N 3/100 8MM	001-01		
		8X8 4+4 3/100 8MM	R	8X8 4B+4N 3/100 8MM	001-03		
ODYSSEY FL250	82-84	8X6 3+3 3/100 8MM	F	8X6 3B+3N 3/100 8MM	001-01		
		8X8 4+4 4/130 8MM	R	8X8 4B+4N 4/130 8MM	010-01		
ODYSSEY FL350	85-86	10X5.5 4+1.5 4/110 10MM	F	10X6 4B+2N 4/110 10MM			006-33
		10X9 4+5 4/130 10MM	R	10X9 4B+5N 4/130 10MM	010-06		010-07
PILOT FL400	89-90	10X5.5 4+1.5 4/110 10MM	F	10X6 4B+2N 4/110 10MM			006-33
		10X9 4+5 4/130 10MM	R	10X9 4B+5N 4/130 10MM	010-06		010-07
BIG RED	09-13	12X6 5+1 4/110 12MM	F				
		12X7.5 5.5+2 4/110 12MM	R				
PIONEER 700	14-16	12X6 5+1 4/110 12MM	F				
		12X7.5 5.5+2 4/110 12MM	R				
PIONEER 1000 -12"	2016	12X6, 5+1 4/136 12MM	F				
		12X7.5, 5.5+2 4/136 12MM	R				

# KAWASAKI

MODEL	YEAR	WHEEL SIZE	R	REPLACEMENT	.125	A5	.190
KFX 50	03-06	7X6 3.5+2.5	F	8X6 3+3 3/96	025-02		
		7X6 2.5+3.5	R	8X6 3+3 3/96	025-02		
KFX 80	03-06	8X6 3+3 3/120 10MM	F	8X6 3B+3N 3/120 10MM	002-02		
		8X6 3+3 3/120 10MM	R	8X6 3B+3N 3/120 10MM	002-02		
BAYOU 400 4X4	99	11X6.5 5B+1.75 4/137	F	11X6 4B+2N 4/137 10MM			030-13
		11X8 4.75B+3N 4/137	R	11X8 5B+3N 4/137 10MM			030-09
BAYOU KLF220	88-02	9X6 4+2.25 4/110 10MM	F				
		10X8.5 4.5+4 4/137 10MM	R				
BAYOU 250	03-05	9X6 3.5+2.5 4/110	F				
		10X8.5 5+3.5 4/137	R				
BAYOU KLF300	88-02	10X7 5.25+1.75 4/137 10MM	F				
		10X8.5 4.5+4 4/137 10MM	R				
BAYOU KLF300 4X4	89-02	11X6.5 4.5B+2 4/137 10MM	F	11X6 4B+2N 4/137 10MM			030-13
		11X8 4.5+3.5 4/137 10MM	R	11X8 5B+3N 4/137 10MM			030-09
LAKOTA KLF300CF	95-02	10X6 4B+2 4/155 10MM	F	10X5 3B+2N 4/155 10MM	013-03		013-04
		10X8.5 3B+5.5 4/155 10MM	R	10X8 3B+5N 4/155 10MM	013-06		013-07
LAKOTA 300	02-04	10X6 4B+2N 4/156 10MM	F	10X6 4B+2N 4/156 10MM	014-06		014-19
		10X8.5 3+5.5 4/156 10MM	R	10X8 3B+5N 4/156 10MM	014-10		014-11
BAYOU* KLF400BI	93-98	11X6 4+2 4/137 10MM	F	11X6 4B+2N 4/137 10MM			030-13
		11X8 4+4 4/137 10MM	R	11X8 5B+3N 4/137 10MM			030-09
MOJAVE KSF110	87-88	8X6 3+3 4/4 .5IN	F	8X6 3B+3N 4/4 .5IN			005-29
		8X8 4+4 4/110 10MM	R	8X8 3B+5N 4/110 10MM	006-03	A506-03	006-34
MOJAVE KSF250	87-04	10X5.5 3.5+2 4/155 10MM	F	10X5 2N+3B 4/155 10MM	013-01		013-02
		10X8.5 3+5.5 4/155 10MM	R	10X9 3B+6N 4/155 10MM	013-10		013-11
PRAIRIE 300	00-02	12X6 3.75+2.25 4/137 10MM	F	12X6 4B+2N 4/137 10MM			030-11
		10X8.5 3B+5.5 4/137 10MM	R	10X8 3B+5N 4/137 10MM			030-12
PRAIRIE 300 4X4	00-05	12X6 3.75+2.25 4/137 10MM	F	12X6 4B+2N 4/137 10MM			030-11
		10X8.5 3B+5.5N 4/137 10MM	R	10X8 3B+5N 4/137 10MM			030-12
PRAIRIE 360 4X4	02-13	12X6 4+2 4/136	F	12X6 4B+2N 4/136			019-01
		12X8 3+5 4/136	R	12X8 3B+5N 4/136 10MM			019-02
PRAIRIE 360	05	12X6 3.75+2.25 4/136	F	12X6 4B+2N 4/136			019-01
		12X7.5 2.5+5 4/136	R	12X8 3B+5N 4/136 10MM			019-02
PRAIRIE 400*	97-06	12X6 3.75+2.25 4/137 10MM	F	12X6 4B+2N 4/137 10MM			030-11
		10X8.5 3B+5.5 4/137 10MM	R	10X8 3B+5N 4/137 10MM			030-12
PRAIRIE 400 4X4	00-02	12X6 4+2 4/137 10MM	F	12X6 4B+2N 4/137 10MM			030-11
		10X8.5 3B+5.5 4/137 10MM	R	10X8 3B+5N 4/137 10MM			030-12
TECATE 4 KXF250	87-88	10X5 3+2 4/155 10MM	F	10X5 3B+2N 4/155 10MM	013-03		013-04
		10X8.5 3+5.5 4/155 10MM	R	10X9 3B+6N 4/155 10MM	013-10		013-11
KFX 400	03-07	10X5.5 3+2.5 4/144 10MM	F	10X5 3+2 4/144 10MM	011-03	A511-03	011-04
		9X8 3+5 4/110 10MM	R	9X8 3+5 4/110 10MM	006-07	A506-07	006-08
KFX450R	08-14	10X5.5 3+2.5 4/144 10MM	F	10X5 3+2 4/144 10MM	011-03	A511-03	011-04
		9X8 3+5 4/110 10MM	R	9X8 3+5 4/110 10MM	006-07	A506-07	006-08
MULE	00	10X7 4B+3 4/137 10MM	F	10X7 4B+3N 4/137 10MM			030-07
		10X8.5 4.5B+4 4/137 10MM	R				
MULE 4X4 DIESEL	00	10X8.5 5.5B+3 4/137 12MM	F				
		10X8.5 5.5B+3 4/137 12MM	R				

# Kawasaki Continued

MODEL	YEAR	WHEEL SIZE	R	REPLACEMENT	.125	A5	.190
MULE 500-550-610	ALL	10X7 4+3 4/137 10MM	F	10X7 4B+3N 4/137 10MM			030-07
		10X8 3+5 4/137 10MM	R	10X8 3B+5N 4/137 10MM			030-12
MULE 1000/2000 2500/3000/4000 (SERIES)	ALL	10X9 5.5+3.5 4/137 12MM	F				
		10X9 5.5+3.5 4/137 12MM	R				
TERYX / 4	08-15		F				
			R				
BRUTE FORCE 650 (STRAIGHT AXLE)	06-14	12X6 4B+2N 4/136 10MM		12X6 4B+2N 4/136 10MM			019-01
		12X8 3B+5N 4/136 10MM		12X8 3B+5N 4/136 10MM			019-02
PRAIRIE 650 4X4	02-06	12X6 4B+2N 4/136 10MM	F	12X6 4B+2N 4/136 10MM			019-01
		12X8 3B+5N 4/136 10MM	R	12X8 3B+5N 4/136 10MM			019-02
PRAIRIE 650	03	12X6 4+2 4/137	F	12X6 4B+2N 4/137 10MM			030-11
		12X7.5 2.5+5 4/137	R				
BRUTE FORCE 650 IRS	06-14	12X6 4.5+1.5 4/110	F	12X6 4B+2N 4/110 10MM			006-42
		12X7.5 6+1.5 4/110	R	12X7 5B+2N 4/110 10MM			006-31
KFX 700 V-FORCE	03-10	10X5 3B+2N 4/144 10MM	F	10X5 3B+2N 4/144 10MM	011-03		011-04
		10X8 3B+5N 4/136 10MM	R	10X8 3B+5N 4/136 10MM*			019-03
PRAIRIE 650/700	02 - 06	12X6 4B+2N 4/136 10MM	F	12X6 4B+2N 4/136 10MM			019-01
		12X8 3B+5N 4/136 10MM	R	12X8 3B+5N 4/136 10MM			019-02
BRUTE FORCE 750 IRS	05-16	12X6 4.5+1.5 4/110	F	12X6 4B+2N 4/110 10MM			006-42
		12X7.5 6+1.5 4/110	R	12X7 5B+2N 4/110 10MM			006-31
MULE PRO	2016		F				
			R				

\*1mm smaller on bolt pattern ctr hole. 1mm larger wheel locates on the center hole.

# POLARIS 6x6

MODEL	YEAR	WHEEL SIZE	R	REPLACEMENT	.125	A5	.190
6X6 250	ALL	10X5.9 3.7+2.2 4/156 10MM	F	10X5 3B+2N 4/156 10MM	014-03		014-04
		10X8.5 3+5.5 4/4 .5IN	R	10X9 3B+6N 4/4 .5IN	005-08		005-09
6X6 300	94-98	10X5.9 3.7+2.2 4/156 10MM	F	10X5 3B+2N 4/156 10MM	014-03		014-04
		10X8.5 3+5.5 4/4 .5IN	R	10X9 3B+6N 4/4 .5IN	005-08		005-09
6X6 RANGER	01	12X6 4+2 4/156 10MM	F	12X6 4B+2N 4/156 10MM			014-21
		10X8.5 5.75+2.75 4/156 10MM	R				
6X6 SPORTSMAN	00-02	12X6 4B+2 4/156 10MM	F	12X6 4B+2N 4/156 10MM			014-21
		10X8.5 3+5.5 4/4 .5IN	R	10X8 3B+5N 4/4	005-24		005-07

**POLARIS**

MODEL	YEAR	WHEEL SIZE	R	REPLACEMENT	.125	A5	.190
50 SCRAMBLER	01-04	7X5 2+3 4/110 10MM	F	*SEE NOTE BELOW	006-02		
		7X5 2+3 4/110 10MM	R	*SEE NOTE BELOW	006-02		
50 PREDATOR	05	7X5 2+3 4/110 10MM	F	*SEE NOTE BELOW	006-02		
		7X5 2+3 4/110 10MM	R	*SEE NOTE BELOW	006-02		
90 SCRAMBLER	01-04	7X5 2+3 4/110 10MM	F	*SEE NOTE BELOW	006-02		
		8X5.5 2.25+3.25 4/110 10MM	R	8X6 2N+4N 4/110	006-02		
90 SPORTSMAN	01-05	8X5.5 2.25+3.25 4/110 10MM	F	8X6 2N+4N 4/110	006-02		
		8X5.5 2.25+3.25 4/110 10MM	R	8X6 2N+4N 4/110	006-02		
90 PREDATOR	03-05	8X5.5 2.25+3.25 4/110 10MM	F	8X6 2N+4N 4/110	006-02		
		8X5.5 2.25+3.25 4/110 10MM	R	8X6 2N+4N 4/110	006-02		
RZR 170	09-14	8X6 3+3 4/110 10MM	F	8X6 3+3 4/110	006-11		
		9X8 3+5 4/110 10MM	R	9X8 3B+5N 4/110 10MM	006-07	A506-07	006-08
200 PHOENIX 2WD	05	10X5.5 3.5+2 4/156	F	10X5 3B+2N 4/156 10MM	014-03	A514-03	014-04
		9X8 2.5+5.5 4/110	R	9X8 3B+5N 4/110 10MM	006-07	A506-07	006-08
SAWTOOTH	06	10X5.5 3.5+2 4/156	F	10X5 3B+2N 4/156 10MM	014-03	A514-03	014-04
		10X8 2.5+5.5 4/110	R	10X8 3B+5N 4/110 10MM		A056-15	
250 2X4	ALL	10X5.9 3.7+2.2 4/156 10MM	F	10X5 3B+2N 4/156 10MM	014-03	A514-03	014-04
		10X8.5 3+5 4/4 .5IN	R	10X9 3B+6N 4/4 .5IN	005-08		005-09
250 4X4	ALL	10X5.9 3.7+2.2 4/156 10MM	F	10X6 4B+2N 4/156 10MM	014-06		014-19
		10X8.5 3+5.5 4/4 .5IN	R	10X9 3B+6N 4/4 .5IN	005-08		005-09
250 TRAILBOSS	ALL	10X6 3.75+2.25 4/156 10MM	F	10X5 3B+2N 4/156 10MM	014-03		014-04
		10X8.5 3+5.5 4/4 .5IN	R	10X9 3B+6N 4/4 .5IN	005-08		005-09
300 2X4 & XPRESS	94-98	10X5.9 3.7+2.2 4/156 10MM	F	10X5 3B+2N 4/156 10MM	014-03		014-04
		10X8.5 3+5.5 4/4 .5IN	R	10X9 3B+6N 4/4 .5IN	005-08		005-09
300 4X4	94-95	10X5.9 3.7+2.2 4/156 10MM	F	10X6 4B+2N 4/156 10MM	014-06		014-19
		10X8.5 3+5.5 4/4 .5IN	R	10X9 3B+6N 4/4 .5IN	005-08		005-09
325 2X4 MAGNUM	00-01	12X6 4B+2 4/156 10MM	F	12X6 4B+2N 4/156 10MM			014-21
		10X8.5 3B+5.5N 4/4 .5IN	R	10X8 3B+5N 4/4 .5IN	005-24		005-07
325 2X4	02	12X6 4+2 4/156 10MM	F	12X6 4B+2N 4/156 10MM			014-21
		12X8 5+3 4/156	R	12X8 5B+3N 4/156			014-62
325 4X4 MAGNUM	00-01	12X6 4B+2 4/156 10MM	F	12X6 4B+2N 4/156 10MM			014-21
		10X8.5 3B+5.5N 4/4 .5IN	R	10X8 3B+5N 4/4 .5IN	005-24		005-07
325 4X4 MAGNUM	02	12X6 4+2 4/156 10MM	F	12X6 4B+2N 4/156 10MM			014-21
		12X8 5+3 4/156	R	12X8 5B+3N 4/156			014-62
325 TRAILBOSS	00	10X6 4B+2.25 4/156 10MM	F	10X6 4B+2N 4/156 10MM			014-19
		10X8.5 3+5.5 4/4 .5IN	R	10X8 3B+5N 4/4 .5IN	005-24		005-07
325 TRAILBOSS	02	10X6 4+2 4/156	F	10X6 4B+2N 4/156 10MM	014-06		014-19
		10X8.5 5.5+3 4/4	R				
325 XPEDITION	00-02	12X6 4+2 4/156 10MM	F	12X6 4B+2N 4/156 10MM			014-21
		10X8.5 3B+5.5N 4/4 .5IN	R	10X8 3B+5N 4/4 .5IN	005-24		005-07
330 TRAILBOSS	03-05	10X6 3.75+2.25 4/156 10MM	F	10X6 4B+2N 4/156 10MM	014-06		014-19
		10X8.5 3+5.5 4/4	R	10X8 3B+5N 4/4 .5IN	005-24		005-07
330 MAGNUM 2X4	03	10X6 4+2 4/156	F	10X6 4B+2N 4/156 10MM	014-06		014-19
		10X8.5 3+5.5 4/4 .5IN	R	10X8 3B+5N 4/4 .5IN	005-24		005-07
330 MAGNUM 4X4	03	12X6 4+2 4/156	F	12X6 4B+2N 4/156 10MM			014-21
		10X8.5 6+2.5 4/4	R	10X8 3B+5N 4/4 .5IN	005-24		005-07
330 MAGNUM	04-05	12X6 4+2 4/156	F	12X6 4B+2N 4/156 10MM			014-21
		12X8 5.5+2.5 4/156	R				

**Polaris Continued**

MODEL	YEAR	WHEEL SIZE	R	REPLACEMENT	.125	A5	.190
335 SPORTSMAN	99-06	10X6 3.75B+2.25 4/156	F	10X6 4B+2N 4/156 10MM	014-06		014-19
		10X8 6.25B+2.75N 4/156	R				
350L 2X4 & XPRESS	ALL	10X5.9 3.7+2.2 4/156 10MM	F	10X5 3B+2N 4/156 10MM	014-03		014-04
		10X8.5 3+5.5 4/4 .5IN	R	10X9 3B+6N 4/4 .5IN	005-08		005-09
350L 4X4	ALL	12X6 4+2 4/156 10MM	F	12X6 4B+2N 4/156 10MM			014-21
		10X8.5 3+5.5 4/4 .5IN	R	10X9 3B+6N 4/4 .5IN	005-08		005-09
400 & 500 SCRAMBLER	95-05	10X6 4+2 4/156	F	10X6 4B+2N 4/156 10MM	014-06		014-19
		10X8.5 3B+5.5N 4/4 .5IN	R	10X8 3B+5N 4/4 .5IN	005-24		005-07
400 4X4 SPORTSMAN	01-02	12X6 4+2 4/156 10MM	F	12X6 4B+2N 4/156 10MM			014-21
		10X8.5 5.75+2.75 4/156 10MM	R				
400 4X4 XPLOERER	95-98	12X6 4+2 4/156 10MM	F	12X6 4B+2N 4/156 10MM			014-21
		10X8.5 3+5.5 4/4 .5IN	R	10X9 3B+6N 4/4 .5IN	005-08		005-09
400L 2X4	94-98	10X5.9 3.7+2.2 4/156 10MM	F	10X5 3B+2N 4/156 10MM	014-03		014-04
		10X8.5 3+5.5 4/4 .5IN	R	10X9 3B+6N 4/4 .5IN	005-08		005-09
400L 4X4	94-98	12X6 4+2 4/156 10MM	F	12X6 4B+2N 4/156 10MM			014-21
		10X8.5 3+5.5 4/4 .5IN	R	10X9 3B+6N 4/4 .5IN	005-08		005-09
400L SPORT	94-98	10X5.9 3.7+2.2 4/156 10MM	F	10X5 3B+2N 4/156 10MM	014-03		014-04
		10X8.5 3+5.5 4/4 .5IN	R	10X9 3B+6N 4/4 .5IN	005-08		005-09
425 2X4 MAGNUM	95-98	10X5.9 3.7+2.2 4/156 10MM	F	10X5 3B+2N 4/156 10MM	014-03	A514-03	014-04
		10X8.5 3+5.5 4/4 .5IN	R	10X9 3B+6N 4/4 .5IN	005-08		005-09
425 4X4 MAGNUM	95-98	12X6 4+2 4/156 10MM	F	12X6 4B+2N 4/156 10MM			014-21
		10X8.5 3+5.5 4/4 .5IN	R	10X9 3B+6N 4/4 .5IN	005-08		005-09
425 4X4 XPEDITION	00-02	12X6 4B+2N 4/156 10MM	F	12X6 4B+2N 4/156 10MM			014-21
		10X8.5 3B+5.5N 4/4 .5IN	R	10X8 3B+5N 4/4 .5IN	005-24		005-07
4X4 SPORTSMAN	94-98	12X6 4+2 4/156 10MM	F	12X6 4B+2N 4/156 10MM			014-21
		10X8.5 3+5.5 4/4 .5IN	R	10X9 3B+6N 4/4 .5IN	005-08		005-09
ATP 500 H.O.	04	12X6 4+2 4/156 10MM	F	12X6 4B+2N 4/156 10MM			014-21
		12X8 5+3 4/156	R	12X8 5B+3N 4/156 10MM			014-62
500 MAGNUM	00-01	12X6 4B+2N 4/156 10MM	F	12X6 4B+2N 4/156 10MM			014-21
		10X8.5 3B+5.5N 4/4 .5IN	R	10X8 3B+5N 4/4 .5IN	005-24		005-07
500 MAGNUM	02/06	12X6 4+2 4/156 10MM	F	12X6 4B+2N 4/156 10MM			014-21
		12X8 5+3 4/156	R	12X8 5B+3N 4/156 10MM			014-62
OUTLAW	06	10X5 3.875B+1.125N 4/156 DBL RL BB	F	10X5 3.875B+1.125N 4/156 DBL RL BB	014-42		
		9X8 3B+5N 4/110 DBL RL BB	R	9X8 (6.315B + 1.64) 4/110 DBL RL BB	006-73		
500 PREDATOR	03	10X5 3.875B+1.125N 4/156 DBL RL BB	F	10X5 3.875B+1.125N 4/156 DBL RL BB	014-42		
		10X8 3B+5N 4/156 DBL RL BB	R	10X8 3B+5N 4/156 DBL RL BB	014-61		
500 PREDATOR	04-05	10X5 3.875B+1.125N 4/156 DBL RL BB	F	10X5 3.875B+1.125N 4/156 DBL RL BB	014-42		
		9X8 3B+5N 4/110 DBL RL BB	R	9X8 3B+5N 4/110 DBL RL BB	006-50		
*500 SPORTSMAN (ALL)	96-05	12X6 4+2 4/156 10MM	F	12X6 4B+2N 4/156 10MM			014-21
		10X8.5 5.75+2.75 4/156 10MM	R	10X8 4B+4N 4/156 10MM*			014-15
500 XPLOERER	96-00	12X6 4+2 4/156 10MM	F	12X6 4B+2N 4/156 10MM			014-21
		10X8.5 3+5.5 4/156	R	10X8 3+5 4/156 10MM	014-10		014-11
SPORTSMAN 400/450/500	03-16	12X7 5+2 4/156	F	12X6 4B+2N 4/156 10MM			014-21
		12X8 5.5+2.5 4/156	R	12X8 5B+3N 4/156			014-62

## Polaris Continued

MODEL	YEAR	WHEEL SIZE	R	REPLACEMENT	.125	A5	.190
DIESEL	00-01	12X6 4B+2N 4/156	F	12X6 4B+2N 4/156 10MM			014-21
		10X8.5 5.75+2.75 4/156	R	10X8 4B+4N 4/156 10MM*			014-15
TRAILBLAZER 250/400	86-03	10X6 3.75+2.25 4/156 10MM	F	10X6 4B+2N 4/156 10MM	014-06		014-19
		10X8.5 3+5.5 4/4 .5IN	R	10X8 3B+5N 4/4 .5IN	005-24		005-07
SPORTSMAN 600/700/800	02-16	12X6 4+2 4/156	F	12X6 4B+2N 4/156			014-21
		12X8 5+3 4/156	R	12X8 5B+3N 4/156			014-62
SPORTSMAN ACE	02-16	12X6 4+2 4/156	F	12X6 4B+2N 4/156			014-21
		12X8 5+3 4/156	R	12X8 5B+3N 4/156			014-62
SPORTSMAN 550/850/1000 XP	09-16	14X5.5 4+1.5 4/156 10MM	F				
		14X7.5 6+1.5 4/156 10MM	R				
SCRAMBLER 850/1000 XP	14-16	14X5.5 4+1.5 4/156 10MM	F				
		14X7.5 6+1.5 4/156 10MM	R				
RANGER	03-16	12X6 4+2 4/156	F	12X6 4+2 4/156			014-21
		12X8 6+2 4/156	R	12X8 6+2 4/156			014-62
RANGER 900XP/900S/CREW DIESEL	13-16	12X6 4+2 4/156 12MM	F				
		12X8 6+2 4/156 12MM	R				
RZR 570/800	08-16	12X6 4+2 4/156	F	12X6 4+2 4/156			014-21
		12X8 6+2 4/156	R	12X8 6+2 4/156			014-62
RZR 900 XP	12-14	12X6 4+2 4/156	F	12X6 4+2 4/156			014-21
		12X8 6+2 4/156	R	12X8 6+2 4/156			014-62
XP 1000/ XP4 1000/ RZR 900XC	14-16	14X6 5+1 4/156 12MM	F				
		14X8 6.5+1.5 4/156 12MM	R				

## SUZUKI

MODEL	YEAR	WHEEL SIZE	R	REPLACEMENT	.125	A5	.190
LT50	04-05	7X6 3.5+2.5 3/96	F	8X6 3+3 3/96	025-02		
		7X6 3.5+2.5 3/96	R	8X6 3+3 3/96	025-02		
LT80	87-06	8X6 3+3 3/120 10MM	F	8X6 3B+3N 3/120 10MM	002-02		
		8X6 3+3 3/120 10MM	R	8X6 3B+3N 3/120 10MM	002-02		
Z90	07-14	8X6 3+3 4/85	F	8X6 3B+3N 4/85 10MM	029-01	A529-04	
		8X6 3+3 3/120	R	8X6 3B+3N 3/120 10MM	002-02		
ALT125	85-86	8X8 4+4 4/130 10MM	F	8X8 4B+4N 4/130 8MM	010-01		
		8X8 4+4 4/130 10MM	R	8X8 4B+4N 4/130 8MM	010-01		
LT125	83	8X6 3+3 3/100 10MM	F	8X6 3B+3N 3/100 8MM	001-01		
		8X8 4+4 3/100 10MM	R	8X8 4B+4N 3/100 8MM	001-03		
LT125	84-86	8X6 3+3 4/130 10MM	F				
		8X8 4+4 4/130 10MM	R	8X8 4B+4N 4/130 8MM	010-01		
QUADRUNNER 160	04	8X5 3.5+1.5 4/96	F				
		8X8 3+5 4/115		8X8 3B+5N 4/115	007-16		007-15
LT185	84-86	8X6 3+3 4/130 10MM	F				
		8X8 4+4 4/130 10MM	R	8X8 4B+4N 4/130 8MM	010-01		
LT230 (E)	85-87	10X5 3+2 4/166 10MM	F	10X5 3B+2N 4/166 8MM	016-03		016-04
		9X10 5+5 4/130 10MM	R				
LT230 OE	88	9X6 3+3 4/130 10MM	F				
		9X10 5+5 4/130 10MM	R				
LT230 S	85-86	10X5.5 4+1.5 4/166 10MM	F				
		9X9 4+5 4/130 10MM	R	9X9 4B+5N 4/130-110 10MM	009-06		
LT230 SJ	85-86	10X5.5 4+1.5 4/166 10MM	F				
		9X9 4+5 4/130 10MM	R	9X9 4B+5N 4/130-110 10MM	009-06		

## Suzuki Continued

MODEL	YEAR	WHEEL SIZE	R	REPLACEMENT	.125	A5	.190
LT250 E	85-86	9X6 3+3 4/130 10MM	F				
		9X10 5+5 5/130 10MM	R				
LT250 R	87-92	10X5.5 4+1.5 4/166 10MM	F	10X5 3B+2N 4/166 8MM	016-03		016-04
		10X8 4+4 5/130 10MM	R	10X8 3B+5N 5/130 10MM	021-05		021-06
LT250 R	85-86	10X5.5 4+1.5 4/166 10MM	F	10X5 3B+2N 4/166 8MM	016-03		016-04
		10X9 4+5 4/130 10MM	R	10X9 4B+5N 4/130 10MM	010-06		010-07
LT250 S	89	10X5.5 4+1.5 4/166 10MM	F				
		9X9 4+5 4/130 10MM	R	9X9 4B+5N 4/130-110 10MM	009-06		
OZARK 250	02-05	11X5.5 4.5+1 4/110 10MM	F	11X6 4B+2N 4/110 10MM			006-45
		9X8 3+5 4/110 10MM	R	9X8 3B+5N 4/110 10MM			006-08
QUADRUNNER LTF250	89-02	10X6 4.625+1.5 4/140 10MM	F				
		10X8 5.75+2.75 4/140 10MM	R				
QUADRUNNER LTF250 4X4	00	10X5 3+2 4/140 10MM	F				
		10X8 5+3 4/140 10MM	R				
QUADRUNNER LT4WD250	88-01	10X5 3+2 4/140 10MM	F				
		10X10 5+5 4/140 10MM	R	10X10 4B+6N 4/140 10MM			031-03
LTZ 250	03-14	10X5.5 3+2.5 4/144 10MM	F	10X5 3+2 4/144 10MM	011-03	A511-03	011-04
		9X8 3+5 4/110 10MM	R	9X8 3+5 4/110 10MM	006-07	A506-07	006-08
LT300	87-90	9X6 3+3 4/130 10MM	F				
		9X10 5+5 4/130 10MM	R				
KINGQUAD 300 4X4	90-02	11X6 4+2 4/140 10MM	F	11X7 5B+2N 4/140			031-02
		12X8 4+4 5/160 10MM	R	12X8 5B+3N 5/160			008-01
LT-Z 400F	03-14	10X5.5 3+2.5 4/144 10MM	F	10X5 3+2 4/144 10MM	011-03	A511-03	011-04
		9X8 3+5 4/110 10MM	R	9X8 3+5 4/110 10MM	006-07	A506-07	006-08
LTR 450	06-14	10X5.5 3+2.5 4/144 10MM	F	10X5 3+2 4/144 10MM	011-03	A511-03	011-04
		9X8 3+5 4/110 10MM	R	9X8 3+5 4/110 10MM	006-07	A506-07	006-08
EIGER 400 (ALL)	02-07	12X6 5.25+1.75 4/110 10MM	F	12X6 4B+2N 4/110 10MM			006-42
		12X7.5 2.75+4.75 4/110 10MM	R	12X8 3B+5N 4/110 10MM			006-32
KING QUAD 400 (STRAIGHT AXLE)	08-11	12X6 5.25+1.75 4/110 10MM	F	12X6 4B+2N 4/110 10MM			006-42
		12X7.5 2.75+4.75 4/110 10MM	R	12X8 3B+5N 4/110 10MM			006-32
QUADMASTER 500 4X4	01	12X7 5.5+1.5 4/90 10MM	F				
		12X8.5 4.5+4 4/90 10MM	R				
QUADMASTER LTA500F	00	12X6 5+1 4/90	F				
		12X8 4+3.5 4/90	R				
LT500 R	87-90	10X5.5 4+1.5 4/166 10MM	F	10X5 3+2 4/166 10MM	016-03		
		10X9 4+5 5/130 10MM	R	10X9 4B+5N 5/130 10MM	021-07		021-08
QUADRUNNER LTF500F	00	11X6.5 5.25B+1.25 4/90 10MM	F				
		12X8 4B+4 4/90 10MM	R				
QUADRUNNER 500 4X4	98-02	12X7 5.5+1.5 4/90 10MM	F				
		12X8.5 4.5+4 4/90 10MM	R				
VINSON 500	02-03	12X6.5 5+1.5 4/110 10MM	F	12X7 5B+2N 4/110 10MM			006-31
		12X7.5 3+4.5 4/110 10MM	R	12X8 3B+5N 4/110 10MM			006-32
VINSON 500	04-09	12X6.5 5+1.5 4/110 10MM	F	12X7 5B+2N 4/110 10MM			006-31
		12X8 3+5 4/110 10MM	R	12X8 3B+5N 4/110 10MM			006-32
KING QUAD 450/700/750 4X4	05-16	12X6 4.5+1.5 4/110	F	12X7 5B+2N 4/110 10MM			006-31
		12X7.5 5.5+2 4/110	R	12X8 5B+3N 4/110 10MM			006-16
TWIN PEAKS 700 4X4	04-06	12X6 4B+2N 4/136 10MM	F	12X6 4B+2N 4/136 10MM			019-01
		12X8 3B+5N 4/136 10MM	R	12X8 3B+5N 4/136 10MM			019-02

# YAMAHA

MODEL	YEAR	WHEEL SIZE	R	REPLACEMENT	.125	A5	.190
RAPTOR 50	06						
BADGER 80	93-01	7X5.5 3.25B+2.25 4/87 8MM*	F	*SEE NOTE BELOW*	*		
		7X6.5 3.25B+3.25 3/90 8MM*	R	*SEE NOTE BELOW*	*		
GRIZZLY 80	05	7X5.5 3.5+2 4/87*	F	*SEE NOTE BELOW*	*		
		7X6.5 3.5+3 3/90*	R	*SEE NOTE BELOW*	*		
RAPTOR 80	02	7X5.5 3.25B+2.25 4/87 8MM*	F	*SEE NOTE BELOW*	*		
		7X6.5 3.25B+3.25 3/90 8MM*	R	*SEE NOTE BELOW*	*		
CHAMP YFM100	87	8X6 4/85 10MM	F	8X6 3B+3N 4/85 10MM	029-01		
		8X8 4/100 10MM	R	8X8 3B+5N 4/100 10MM	004-10		004-09
BREEZE YFA 125	89-04	8X5.5 3.5B+2 4/85 10MM	F	8X6 3B+3N 4/85 10MM	029-01		
		8X8 2.5+5.5 4/85 10MM	R	8X8 3B+5N 4/85 10MM	029-03		
GRIZZLY 125	05	8X5.5 3.5+2 4/85	F	8X6 3B+3N 4/85 10MM	029-01		
		8X8 2.5+5.5 4/85 10MM	R	8X8 3B+5N 4/85 10MM	029-03		
RAPTOR 125	11-14	10X5.5 3.75+1.75 4/156 10MM	F	10X5 3B+2N 4/156 10MM	014-03	A514-03	014-04
		9X8.5 3.5+5 4/115 10MM	R	9X8 3B+5N 4/115 10MM	007-04	A507-04	007-05
BLASTER 200	88-06	10X5.5 2+3.5 4/156 10MM	F	10X5 2N+3B 4/156 10MM	014-01		014-02
		8X8 4+4 4/100 10MM	R	8X8 4B+4N 4/100 10MM	004-01		
YFM200	85-87	10X5.5 2+3.5 4/156 10MM	F	10X5 2N+3B 4/156 10MM	014-01		014-02
		8X8 4+4 3/100 10MM	R				
YFM200	88	10X5.5 2+3.5 4/156 10MM	F	10X5 2N+3B 4/156 10MM	014-01		014-02
		8X8 4+4 4/100 10MM	R	8X8 4B+4N 4/100 10MM	004-01		
YMF225	87-88	10X5.5 2+3.5 4/156 10MM	F	10X5 2N+3B 4/156 10MM	014-01		014-02
		9X8 3+5 4/125 10MM	R				
RAPTOR 250	08-15	10X5.5 3.75+1.75 4/156 10MM	F	10X5 3B+2N 4/156 10MM	014-03	A514-03	014-04
		9X8.5 3.5+5 4/115 10MM	R	9X8 3B+5N 4/115 10MM	007-04	A507-04	007-05
BEAR TRACKER YFM 250	99-04	10X6 4B+2 4/110 10MM	F	10X5 3B+2N 4/110 10MM	006-12	A514-03	006-23
		10X8 3B+5 4/110 10MM	R	10X8 3B+5N 4/110 10MM	006-15		006-44
GRIZZLY 250	05	10X6 5+1 4/110	F	10X5 3B+2N 4/110 10MM	006-12	A514-03	006-23
		10X8 3.5+4.5 4/110	R	10X8 3B+5N 4/110 10MM	006-15		006-44
TIMBERWOLF 250	92-94	10X5 2+3 4/156 10MM	F	10X5 2N+3B 4/156 10MM	014-01	A514-03	014-02
		10X8 3+5 4/110 10MM	R	10X8 3B+5N 4/110 10MM	006-15	A506-15	006-44
TIMBERWOLF 250	95-98	10X5 3+2 4/110 10MM	F	10X5 3B+2N 4/110 10MM	006-12		006-23
		10X8 3+5 4/110 10MM	R	10X8 3B+5N 4/110 10MM	006-15	A506-15	006-44
BANSHEE 350	82-88	10X5.5 2+3.5 4/156 10MM	F	10X5 3B+2N 4/156 10MM	014-03	A514-03	014-04
		9X8 3+5 4/115 10MM	R	9X8 3B+5N 4/115 10MM	007-04	A507-04	007-05
BANSHEE 350	89-90	10X5.5 2+3.5 4/156 10MM	F	10X5 3B+2N 4/156 10MM	014-03	A514-03	014-04
		10X8 3+5 4/156 10MM	R	10X8 3B+5N 4/156 10MM	014-10		014-11
BANSHEE 350	91-06	10X5.5 2+3.5 4/156 10MM	F	10X5 3B+2N 4/156 10MM	014-03	A514-03	014-04
		9X8 3+5 4/115 10MM	R	9X8 3B+5N 4/115 10MM	007-04	A507-04	007-05
BRUIN 350	04-06	12X6 5.25+1.75 4/110	F	12X6 4B+2N 4/110 10MM			006-42
		12X7.5 3+4.5 4/110	R	12X8 3B+5N 4/110 10MM			006-32
RAPTOR 350	04-14	10X5.5 3.75+1.75 4/156 10MM	F	10X5 3B+2N 4/156 10MM	014-03	A514-03	014-04
		9X8.5 3.5+5 4/115 10MM	R	9X8 3B+5N 4/115 10MM	007-04	A507-04	007-05
WARRIOR 350	87-04	10X5.5 2+3.5 4/156 10MM	F	10X5 3B+2N 4/156 10MM	014-03	A514-03	014-04
		9X9 4+5 4/115 10MM	R	9X8 3B+5N 4/115 10MM	007-04	A507-04	007-05
WOLVERINE 350	95-11	12X6.5 4.75+1.25 4/110 10MM	F	12X6 4B+2N 4/110 10MM			006-42
		12X8 2.75+4.75 4/110 10MM	R	12X8 3B+5N 4/110 10MM			006-32
WOLVERINE 350	2016	12X6 5+1 4/110 12MM	F				
		12X7.5 5.5+2 4/110 12MM	R				

MODEL	YEAR	WHEEL SIZE	R	REPLACEMENT	.125	A5	.190
ERMOTO4 YFM350	87-92	10X5.5 2+3.5 4/156 10MM	F	10X5 2N+3B 4/156 10MM	014-01		014-02
		9X8 3+5 4/125 10MM	R				
ERMOTO4 YFM350	93-95		F				
		9X9 4+5 4/110 10MM	R	9X9 4B+5N 4/110 10MM	006-09		
BIG BEAR YFM350ERE	ALL	12X6.5 5+1.5 4/110 10MM	F	12X6 4B+2N 4/110 10MM			006-42
		12X8 3+5 4/110 10MM	R	12X8 3B+5N 4/110 10MM			006-32
BRUIN 350 2WD/4WD	05	12X6 5+1 4/110	F	12X6 4B+2N 4/110 10MM			006-42
		12X8 3+5 4/110	R	12X8 3B+5N 4/110 10MM			006-32
BIG BEAR 400 2X4	00	12X6 4+2 4/110 10MM	F	12X6 4B+2N 4/110 10MM			006-42
		9X9 4.5+4.5 4/110 10MM	R	9X9 4B+5N 4/110	006-09		
BIG BEAR 400 IRS	07-11	12X6 5+1 4/110	F	12X6 4B+2N 4/110 10MM			006-42
		12X7.5 5.5+2 4/110	R	12X7 5B+2N 4/110			006-31
KODIAK 400 2X4 AUTOMATIC	00	12X6 5.25B+.75 4/110 10MM	F	12X6 4B+2N 4/110 10MM			006-42
		12X7.5 3+4.5 4/110 10MM	R	12X8 3B+5N 4/110 10MM			006-32
KODIAK 400 2X4	03-05	12X6 5+1 4/110	F	12X6 4B+2N 4/110 10MM			006-42
		12X7.5 3+4.5 4/110	R	12X8 3B+5N 4/110 10MM			006-32
BIG BEAR 400 4X4	00-04	12X6 4.75+1.25 4/110 10MM	F	12X6 4B+2N 4/110 10MM			006-42
		12X7.5 2.75+4.75 4/110 10MM	R	12X8 3B+5N 4/110 10MM			006-32
BIG BEAR 400 2X4	02	12X6 5+1 4/110 10MM	F	12X6 4B+2N 4/110 10MM			006-42
		10X9 3+6 4/110 10MM	R	10X9 3B+6N 4/110 10MM			006-20
KODIAK 400 AUTO 4X4	00-06	12X6 5B+1 4/110 10MM	F	12X6 4B+2N 4/110 10MM			006-42
		12X7.5 3B+4.5 4/110 10MM	R	12X8 3B+5N 4/110 10MM			006-32
KODIAK YFM 400 FEW	ALL	12X6.5 5+1.5 4/110 10MM	F	12X6 4B+2N 4/110 10MM			006-42
		12X8 3+5 4/110 10MM	R	12X8 3B+5N 4/110 10MM			006-32
KODIAK 450 4X4	03-05	12X6 5+1 4/110	F	12X6 4B+2N 4/110 10MM			006-42
		12X7.5 3+4.5 4/110	R	12X8 3B+5N 4/110			006-32
KODIAK 400/450 IRS	05-06	12X6 5+1 4/110	F	12X6 4B+2N 4/110			006-42
		12X7.5 5.5+2 4/110	R	12X8 5B+3N 4/110			006-16
KODIAK 700 IRS	2016	12X6 5+1 4/110 10MM	F	12X6 4B+2N 4/110 .190			006-42
		12X7.5 5.5+2 4/110	R	12X8 5B+3N 4/110 .190			006-16
YFZ 450	04-16	10X5.5 3.75+1.75 4/156 10MM	F	10X5 3B+2N 4/156 10MM	014-03	A514-03	014-04
		9X8.5 3.5+5 4/115 10MM	R	9X8 3B+5N 4/115 10MM	007-04	A507-04	007-05
TIMBERWOLF 4X4	95-01	10X6 4.5+1.5 4/110 10MM	F	10X6 4B+2N 4/110 10MM			006-33
		10X8 2.5+5.5 4/110 10MM	R	10X8 3B+5N 4/110 10MM	006-15		006-44
RAPTOR YFM 660/700	01-16	10X5.5 3.75+1.75 4/156 10MM	F	10X5 3B+2N 4/156 10MM	014-03	A514-03	014-04
		9X8.5 3.5+5 4/115 10MM	R	9X8 3B+5N 4/115 10MM	007-04	A507-04	007-05
GRIZZLY 350/400/450 IRS	07-14	12X6 5+1 4/110	F	12X6 4B+2N 4/110			006-42
		12X7.5 5.5+2 4/110	R	12X8 5B+3N 4/110			006-16
GRIZZLY 600 4X4	98	12X6 4.75+1.25 4/110 10MM	F	12X6 4B+2N 4/110 10MM			006-42
		10X8 3+5 4/110 10MM	R	10X8 3B+5N 4/110 10MM	006-15		006-44
GRIZZLY 600 4X4	99-01	12X6.5 4B+2.5 4/110 10MM	F	12X6 4B+2N 4/110 10MM			006-42
		12X7.5 2.75B+4.75 4/110 10MM	R	12X8 3B+5N 4/110 10MM			006-32
GRIZZLY 550/660/700 IRS	02-16	12X6 5+1 4/110	F	12X6 4B+2N 4/110			006-42
		12X7.5 5.5+2 4/110	R	12X8 5B+3N 4/110			006-16
RHINO 450/660/700	04-13	12X6 5+1 4/110	F	12X6 4B+2N 4/110			006-42
		12X7.5 5.5+2 4/110	R	12X8 5B+3N 4/110			006-16
PRO HAULER 1000	05	10X8 3+5 4/110 10MM	F	10X8 3B+5N 4/110 10MM	006-15		006-44
		10X8.5 4.5+4 4/110	R	10X8 3B+5N 4/110 10MM	006-15		006-44
VIKING	14-16	12X6 5+1 4/110 12MM	F				
		12X7.5 5.5+2 4/110 12MM	R				



## 2 & 3 WHEELER FITMENTS

### HONDA ATC 3 WHEELER

MODEL	YEAR	WHEEL SIZE	R	REPLACEMENT	.125	A5	.190
70	86-87	7X6 4/110	F				
		7X6 3/100	R				
90,110	81	8X8 4+4 3/100 8MM	F	8X8 4B+4N 3/100 8MM	001-03		
		8X8 4+4 3/100 8MM	R	8X8 4B+4N 3/100 8MM	001-03		
110	82-85	8X8 4+4 4/130 8MM	F	8X8 4B+4N 4/130 8MM	010-01		
		8X8 4+4 4/130 8MM	R	8X8 4B+4N 4/130 8MM	010-01		
125M	84-86	8X8 4+4 4/130 8MM	F	8X8 4B+4N 4/130 8MM	010-01		
		8X8 4+4 4/130 8MM	R	8X8 4B+4N 4/130 8MM	010-01		
185	81-82	9X10 5+5 4/150 8MM	F				
		9X10 5+5 4/150 8MM	R				
185S	81	8X8 4+4 3/100 8MM	F	8X8 4B+4N 3/100 8MM	001-03		
		8X8 4+4 3/100 8MM	R	8X8 4B+4N 3/100 8MM	001-03		
185S	82-84	8X8 4+4 4/130 8MM	F	8X8 4B+4N 4/130 8MM	010-01		
		8X8 4+4 4/130 8MM	R	8X8 4B+4N 4/130 8MM	010-01		
200, E, ESM, M	82-84	9X10 5+5 4/150 8MM	F				
		9X10 5+5 4/150 8MM	R				
200S	85-86	8X8 4+4 4/130 8MM	F	8X8 4B+4N 4/130 8MM	010-01		
		8X8 4+4 4/130 8MM	R	8X8 4B+4N 4/130 8MM	010-01		
200X	83-85	11X6 3+3 4/190 10MM	F	11X6 3N+3N 4/190 10MM			018-01
		8X8 4+4 4/110 10MM	R	8X8 4B+4N 4/110 10MM	006-01	A506-03	
200X	86	11X6 3+3 4/170 10MM	F	11X6 3N+3N 4/170 10MM			017-02
		9X8 3+5 4/110 10MM	R	9X8 3B+5N 4/110 10MM	006-07	A506-07	006-08
250R	81	8X8 4+4 3/100 8MM	F	8X8 4B+4N 3/100 8MM	001-03		
		8X8 4+4 3/100 8MM	R	8X8 4B+4N 3/100 8MM	001-03		
250R	82	8X8 4+4 4/130 8MM	F	8X8 4B+4N 4/130 8MM	010-01		
		8X8 4+4 4/130 8MM	R	8X8 4B+4N 4/130 8MM	010-01		
250R	83-84	11X6 3+3 4/190 10MM	F	11X6 3N+3N 4/190 10MM			018-01
		8X8 4+4 4/110 10MM	R	8X8 4B+4N 4/110 10MM	006-01		
250R	85-86	11X6 3+3 4/170 10MM	F	11X6 3N+3N 4/170 10MM			017-02
		9X8 3+5 4/110 10MM	R	9X8 3B+5N 4/110 10MM	006-07	A506-07	006-08
250SX	85-86	8X9 4+5 4/110 10MM	F	8X8 3B+5N 4/110 10MM	006-03		006-34
		8X9 4+5 4/110 10MM	R	8X8 3B+5N 4/110 10MM	006-03		006-34
350X	85-86	11X6 3+3 4/170 10MM	F	11X6 3N+3N 4/170 10MM			017-02
		9X8 3+5 4/110 10MM	R	9X8 3B+5N 4/110 10MM	006-07	A506-07	006-08

### KAWASAKI 3 WHEELER

MODEL	YEAR	WHEEL SIZE	R	REPLACEMENT	.125	A5	.190
KLT110	ALL	8X8 4+4 4/4 .5IN	F				
		8X8 4+4 4/4 .5IN	R				
KLT160	85	8X6 3+3 4/4 .5IN	F	8X6 3B+3N 4/4 .5IN			005-29
		8X8 4+4 4/4 .5IN	R				
KLT185	87	8X8 4+4 4/4 .5IN	F				
		8X10 5+5 4/4 .5IN	R	8X10 5N+5N 4/4 .5IN	005-15		
KLT200	81-84	8X8 4+4 4/4 .5IN	F				
		8X8 4+4 4/4 .5IN	R				
KLT250	82-85	8X8 4+4 4/4 .5IN	F				
		9X10 5+5 4/4 .5IN	R				
KXT250	84	10X8.5 3+5.5 4/4 .5IN	F	10X9 3B+6N 4/4 .5IN	005-08		005-09
		10X8.5 3+5.5 4/4 .5IN	R	10X9 3B+6N 4/4 .5IN	005-08		005-09
KXT250	85	10X8.5 3+5.5 4/155 10MM	F	10X9 3B+6N 4/155 10MM	013-10		013-11
		10X8.5 3+5.5 4/155 10MM	R	10X9 3B+6N 4/155 10MM	013-10		013-11
KXT250	86-87	11X6 3+3 4/170 10MM	F	11X6 3N+3N 4/170 10MM			017-02
		10X8.5 3+5.5 4/155 10MM	R	10X9 3B+6N 4/155 10MM	013-10		013-11

### YAMAHA 2 & 3 WHEELER

MODEL	YEAR	WHEEL SIZE	R	REPLACEMENT	.125	A5	.190
225DX	84-86	8X8 4+4 3/100 10MM	F	8X8 4B+4N 3/100 8MM	001-03		
		8X8 4+4 3/100 10MM	R	8X8 4B+4N 3/100 8MM	001-03		
TRI-Z250	85	12X6 3+3 4/205 8MM	F				
		8X8 4+4 4/100 10MM	R	8X8 4B+4N 4/100 10MM	004-01		
TRI-Z250	86	12X6 3+3 4/205 8MM	F				
		9X8 3+5 4/100 10MM	R	9X8 3B+5N 4/100 10MM	004-05		004-11
YSR50	ALL	12X2.5 .875+1.625 4/164 8MM	F	12X2.5 .875+1.625 4/164 8MM	015-01		
		12X2.5 .875+1.625 4/164 8MM	R	12X2.5 .875+1.625 4/164 8MM	015-01		
YSR80	ALL	12X2.5 .875+1.625 4/164 8MM	F	12X2.5 .875+1.625 4/164 8MM	015-01		
		12X2.5 .875+1.625 4/164 8MM	R	12X2.5 .875+1.625 4/164 8MM	015-01		
BW200	86-91	12X6 3+3 4/205 8MM	F				
		9X9 4.5+4.5 4/125 8MM	R				
BW350	86-91	12X6 3+3 4/205 8MM	F				
		9X9 4.5+4.5 4/125 8MM	R				



MADE IN THE U.S.A.  
The A5 wheel is pound for pound the most economical and lightweight 6061 aluminum ATV wheel made! This lightweight 6061 aluminum wheel is engineered to be durable yet forgiving. The A5 features our super strong rolled lip design, which exceeds the strength of most of our competitor's thicker non heat-treated 5000 series wheels. Popularity is steady and growing due to it's DWT signature performance, quality and value.

AVAILABLE IN POLISHED or BLACK.



POLISHED FRONT

POLISHED REAR

BLACK FRONT

BLACK REAR



DUAL ROLLED LIP ON ALL A5 WHEELS

CENTER REINFORCING PLATE ON ALL A5 REAR WHEELS.

**A5 DBL RL A5 CTR (R)- DOUBLE ROLLED LIP A5 CENTER (some have reinforcing plate)**

SIZE	OFFSET	PATTERN	THICK-NESS	HOLE	TYPE	FINISH	PART NO.	VEHICLE
4/85								
8X6	2N+4N	4/85	.125	10MM	DBL RL A5 CTR	POLISHED	A529-04	HONDA
8X8	3N+5N	4/85	.125	10MM	DBL RL A5 CTR R	POLISHED	A529-03	HONDA
10X5	3B+2N	4/85	.125	10MM	DBL RL A5 CTR	POLISHED	A529-05	HONDA
4/4								
8X8	3N+5N	4/4	.125	10MM	DBL RL A5 CTR R	POLISHED	A505-01	TROPHY KART
10X5	3B+2N	4/4	.125	10MM	DBL RL A5 CTR	POLISHED	A505-02	TROPHY KART
10X5	4B+1N	4/4	.125	10MM	DBL RL A5 CTR	POLISHED	A505-04	TROPHY KART
10X5	4B+1N	4/4	.125	10MM	DBL RL A5 CTR R	POLISHED	A505-04R	TROPHY KART
10X8	3N+5N	4/4	.125	10MM	DBL RL A5 CTR R	POLISHED	A505-03	TROPHY KART
4/110								
8X6	2N+4N	4/110	.125	10MM	DBL RL A5 CTR	POLISHED	A506-02	CAN-AM, HONDA, KAW, SUZ
8X6	2N+4N	4/110	.125	10MM	DBL RL A5 CTR	BLACK	A506-029	CAN-AM, HONDA, KAW, SUZ
8X8	3N+5N	4/110	.125	10MM	DBL RL A5 CTR R	POLISHED	A506-03	CAN-AM, HONDA, KAW, SUZ
8X8	3N+5N	4/110	.125	10MM	DBL RL A5 CTR R	BLACK	A506-039	CAN-AM, HONDA, KAW, SUZ
9X8	3N+5N	4/110	.125	10MM	DBL RL A5 CTR R	POLISHED	A506-07	CAN-AM, HONDA, KAW, SUZ
9X8	3N+5N	4/110	.125	10MM	DBL RL A5 CTR R	BLACK	A506-079	CAN-AM, HONDA, KAW, SUZ
10X8	3N+5N	4/110	.125	10MM	DBL RL A5 CTR R	POLISHED	A506-15	CAN-AM, HONDA, KAW, SUZ
10X8	3N+5N	4/110	.125	10MM	DBL RL A5 CTR R	BLACK	A506-159	CAN-AM, HONDA, KAW, SUZ
10X10	5N+5N	4/110	.125	10MM	DBL RL A5 CT R	POLISHED	A506-55	CAN-AM, HONDA, KAW, SUZ
10X10	5N+5N	4/110	.125	10MM	DBL RL A5 CTR R	BLACK	A506-559	CAN-AM, HONDA, KAW, SUZ
4/115								
8X6	2N+4N	4/115	.125	10MM	DBL RL A5 CTR	POLISHED	A507-02	YAMAHA
8X6	2N+4N	4/115	.125	10MM	DBL RL A5 CTR	BLACK	A507-029	YAMAHA
8X8	3N+5N	4/115	.125	10MM	DBL RL A5 CTR R	POLISHED	A507-16	YAMAHA
8X8	3N+5N	4/115	.125	10MM	DBL RL A5 CTR R	BLACK	A507-169	YAMAHA
9X8	3N+5N	4/115	.125	10MM	DBL RL A5 CTR R	POLISHED	A507-04	YAMAHA
9X8	3N+5N	4/115	.125	10MM	DBL RL A5 CTR R	BLACK	A507-049	YAMAHA
10X8	3N+5N	4/115	.125	10MM	DBL RL A5 CTR R	POLISHED	A507-07	YAMAHA
10X8	3N+5N	4/115	.125	10MM	DBL RL A5 CTR R	BLACK	A507-079	YAMAHA

**A5 CONTINUED**

SIZE	OFFSET	PATTERN	THICK-NESS	HOLE	TYPE	FINISH	PART NO.	VEHICLE
10X10	5N+5N	4/115	.125	10MM	DBL RL A5 CTR R	POLISHED	A507-55	YAMAHA
10X10	5N+5N	4/115	.125	10MM	DBL RL A5 CTR R	BLACK	A507-559	YAMAHA
4/144								
10X5	3B+2N	4/144	.125	10MM	DBL RL A5 CTR	POLISHED	A511-03	CAN-AM, HONDA, KAW, SUZ
10X5	3B+2N	4/144	.125	10MM	DBL RL A5 CTR	BLACK	A511-039	CAN-AM, HONDA, KAW, SUZ
10X5	4B+1N	4/144	.125	10MM	DBL RL A5 CTR	POLISHED	A511-23	CAN-AM, HONDA, KAW, SUZ
10X5	4B+1N	4/144	.125	10MM	DBL RL A5 CTR	BLACK	A511-239	CAN-AM, HONDA, KAW, SUZ
4/156								
10X5	3B+2N	4/156	.125	10MM	DBL RL A5 CTR	POLISHED	A514-03	YAMAHA
10X5	3B+2N	4/156	.125	10MM	DBL RL A5 CTR	BLACK	A514-039	YAMAHA
10X5	4B+1N	4/156	.125	10MM	DBL RL A5 CTR	POLISHED	A514-42	YAMAHA
10X5	4B+1N	4/156	.125	10MM	DBL RL A5 CTR	BLACK	A514-429	YAMAHA



MADE IN THE U.S.A.  
The industry standard DWT Ultimate wheel just got better! After a year of testing in Europe and even more torture testing in the U.S.A., this wheel has proven to be the BEST EVER!

AVAILABLE IN POLISHED or BLACK.



G2 ROLLED LIP



DUAL ROLLED LIP



G2 JR



DUAL ROLLED LIP

**\*WHEEL TYPE ABBREVIATION KEY:**

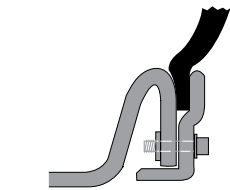
- RL - ROLLED LIP
- IB - INTEGRAL BEADLOCK
- BB - BACK TO BACK
- DBL - DOUBLE

**G2 - ROLLED LIP DBL RL BB = DOUBLE ROLLED LIP BACK TO BACK**

SIZE	OFFSET	PATTERN	HOLE	THICK-NESS	TYPE	FINISH	PART NO.	VEHICLE
4/110								
8X6	2N+4N	4/110	10MM	.125	DBL RL BB	BLACK	G2J-06-029	CAN-AM, HONDA, KAW, SUZ
8X8	3N+5N	4/110	10MM	.190/.160	DBL RL BB	BLACK	G2-06-469	CAN-AM, HONDA, KAW, SUZ
9X8	3N+5N	4/110	10MM	.190/.160	DBL RL BB	BLACK	G2-06-509	CAN-AM, HONDA, KAW, SUZ
9X8	6.315B+1.64N	4/110	10MM	.190/.160	DBL RL BB	BLACK	G2-06-739	CAN-AM, HONDA, KAW, SUZ
4/115								
8X6	2N+4N	4/115	10MM	.125	DBL RL BB	BLACK	G2J-07-029	YAMAHA
8X8	3N+5N	4/115	10MM	.190/.160	DBL RL BB	BLACK	G2-07-259	YAMAHA
9X8	3N+5N	4/115	10MM	.190/.160	DBL RL BB	BLACK	G2-07-299	YAMAHA
10X8	3B+5N	4/115	10MM	.190/.160	DBL RL BB	BLACK	G2-07-339	YAMAHA



INNER ROLLED LIP

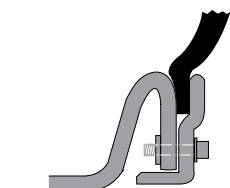


IB - INTEGRAL BEADLOCK

**WHEEL TYPE**  
**ABBREVIATION KEY:**  
 RL - ROLLED LIP  
 IB - INTEGRAL BEADLOCK  
 R - REINFORCEMENT CENTER PLATE  
 BB - BACK TO BACK  
 DBL - DOUBLE

**G2 BEADLOCK RL IB BB - ROLLED LIP BEADLOCK BACK TO BACK**

SIZE	OFFSET	PATTERN	HOLE	THICK-NESS	TYPE	FINISH	PART NO.	VEHICLE
4/110								
8X8	3N+5N	4/110	10MM	.190/.160	RL IB BB	BLACK	G2-06-489	CAN-AM, HONDA, KAW, SUZ
9X8	3N+5N	4/110	10MM	.190/.160	RL IB BB	BLACK	G2-06-529	CAN-AM, HONDA, KAW, SUZ
10X8	3B+5N	4/110	10MM	.190/.160	RL IB BB	BLACK	G2-06-569	CAN-AM, HONDA, KAW, SUZ
4/115								
8X8	3N+5N	4/115	10MM	.190/.160	RL IB BB	BLACK	G2-07-279	YAMAHA
9X8	3N+5N	4/115	10MM	.190/.160	RL IB BB	BLACK	G2-07-319	YAMAHA
10X8	3B+5N	4/115	10MM	.190/.160	RL IB BB	BLACK	G2-07-359	YAMAHA



IB - INTEGRAL BEADLOCK

**WHEEL TYPE**  
**ABBREVIATION KEY:**  
 RL - ROLLED LIP  
 IB - INTEGRAL BEADLOCK  
 R - REINFORCEMENT CENTER PLATE  
 BB - BACK TO BACK  
 DBL - DOUBLE

**G2 DUAL BEADLOCK DBL IB BB - DOUBLE BEADLOCK**

SIZE	OFFSET	PATTERN	HOLE	THICK-NESS	TYPE	FINISH	PART NO.	VEHICLE
4/110								
9X8	3N+5N	4/110	10MM	.190/.160	DBL IB BB	BLACK	G2DB-06-529	CAN-AM, HONDA, KAW, SUZ
9X9	4N+5N	4/110	10MM	.190/.160	DBL IB BB	BLACK	G2DB-06-539	CAN-AM, HONDA, KAW, SUZ
9X9	4.5N+4.5N	4/110	10MM	.190/.160	DBL IB BB	BLACK	G2DB-06-559	CAN-AM, HONDA, KAW, SUZ
4/115								
9X8	3N+5N	4/115	10MM	.190/.160	DBL IB BB	BLACK	G2DB-07-319	YAMAHA
9X9	4N+5N	4/115	10MM	.190/.160	DBL IB BB	BLACK	G2DB-07-329	YAMAHA
9X9	4.5N+4.5N	4/115	10MM	.190/.160	DBL IB BB	BLACK	G2DB-07-349	YAMAHA



MADE IN THE U.S.A.  
 You'll have no trouble keeping rocks out & fires on with DWT's patented NEW rock guard beadlock wheel. Technology never seen before, just as you'd expect from DWT.

AVAILABLE IN POLISHED or BLACK.



ROLLED LIP



INNER ROLLED LIP

**WHEEL TYPE**  
**ABBREVIATION KEY:**  
 RL - ROLLED LIP  
 IB - INTEGRAL BEADLOCK  
 R - REINFORCEMENT CENTER PLATE  
 BB - BACK TO BACK  
 DBL - DOUBLE



IB - INTEGRAL BEADLOCK

**ROK-OUT - ATV DBL RL BB - DOUBLE ROLLED LIP BACK TO BACK**

SIZE	OFFSET	PATTERN	HOLE	THICK-NESS	TYPE	FINISH	PART NO.	VEHICLE
4/144								
10X5	3B+2N	4/144	10MM	.125	DBL RL BB	BLACK	ROJ-11-199	CAN-AM, HONDA, KAW, SUZ
10X5	3.875B+1.125N	4/144	10MM	.125	DBL RL BB	BLACK	ROJ-11-239	CAN-AM, HONDA, KAW, SUZ
10X5	3B+2N	4/144	10MM	.160	DBL RL BB	BLACK	RO-11-199	CAN-AM, HONDA, KAW, SUZ
10X5	4B+1N	4/144	10MM	.160	DBL RL BB	BLACK	RO-11-239	CAN-AM, HONDA, KAW, SUZ
4/156								
10X5	3B+2N	4/156	10MM	.125	DBL RL BB	BLACK	ROJ-14-389	YAMAHA
10X5	3.875B+1.125N	4/156	10MM	.125	DBL RL BB	BLACK	ROJ-14-429	YAMAHA
10X5	3B+2N	4/156	10MM	.160	DBL RL BB	BLACK	RO-14-389	YAMAHA
10X5	4B+1N	4/156	10MM	.160	DBL RL BB	BLACK	RO-14-429	YAMAHA

**ROK'N LOCK - ATV RL IB BB - ROLLED LIP BEADLOCK**

SIZE	OFFSET	PATTERN	HOLE	THICK-NESS	TYPE	FINISH	PART NO.	VEHICLE
4/156								
10X5	3B+2N	4/156	10MM	.160	RL IB BB	BLACK	RO-14-409	YAMAHA
10X5	4B+1N	4/156	10MM	.160	RL IB BB	BLACK	RO-14-459	YAMAHA
4/144								
10X5	3B+2N	4/144	10MM	.160	RL IB BB	BLACK	RO-11-219	CAN-AM, HONDA, KAW, SUZ
10X5	4B+1N	4/144	10MM	.160	RL IB BB	BLACK	RO-11-269	CAN-AM, HONDA, KAW, SUZ

# ROK SERIES - UTILITY/SXS

DBL RL BB R - DOUBLE ROLLED LIP BACK TO BACK CTR W/REINFORCING CTR PLATE

SIZE	OFFSET	PATTERN	THICK-NESS	HOLE	TYPE	FINISH	PART NO.	VEHICLE
4/110								
12X6	4B+2N	4/110	.190	12MM	DBL RL BB R	BLACK	RO12064210BLK	HONDA, KAW, SUZ, YAMAHA
12X7	2B+5N	4/110	.190	12MM	DBL RL BB R	BLACK	RO12072510BLK	HONDA, KAW, SUZ, YAMAHA
12X7	4B+3N	4/110	.190	12MM	DBL RL BB R	BLACK	RO12074310BLK	HONDA, KAW, SUZ, YAMAHA
12X7	5B+2N	4/110	.190	12MM	DBL RL BB R	BLACK	RO12075210BLK	HONDA, KAW, SUZ, YAMAHA
12X8	3B+5N	4/110	.190	12MM	DBL RL BB R	BLACK	RO12083510BLK	HONDA, KAW, SUZ, YAMAHA
12X8	4B+4N	4/110	.190	12MM	DBL RL BB R	BLACK	RO12084410BLK	HONDA, KAW, SUZ, YAMAHA
12X8	5B+3N	4/110	.190	12MM	DBL RL BB R	BLACK	RO12085310BLK	HONDA, KAW, SUZ, YAMAHA
12X10	5B+5N	4/110	.190	12MM	DBL RL BB R	BLACK	RO12105510BLK	HONDA, KAW, SUZ, YAMAHA
4/115								
12X6	4B+2N	4/115	.190	12MM	DBL RL BB R	BLACK	RO12064215BLK	ARCTIC CAT
12X7	2B+5N	4/115	.190	12MM	DBL RL BB R	BLACK	RO12072515BLK	ARCTIC CAT
12X7	4B+3N	4/115	.190	12MM	DBL RL BB R	BLACK	RO12074315BLK	ARCTIC CAT
12X7	5B+2N	4/115	.190	12MM	DBL RL BB R	BLACK	RO12075215BLK	ARCTIC CAT
12X8	3B+5N	4/115	.190	12MM	DBL RL BB R	BLACK	RO12083515BLK	ARCTIC CAT
12X8	4B+4N	4/115	.190	12MM	DBL RL BB R	BLACK	RO12084415BLK	ARCTIC CAT
12X8	5B+3N	4/115	.190	12MM	DBL RL BB R	BLACK	RO12085315BLK	ARCTIC CAT
12X10	5B+5N	4/115	.190	12MM	DBL RL BB R	BLACK	RO12105515BLK	ARCTIC CAT
4/136								
12X6	4B+2N	4/136	.190	12MM	DBL RL BB R	BLACK	RO12064236BLK	CAN-AM, KAWASAKI
12X7	2B+5N	4/136	.190	12MM	DBL RL BB R	BLACK	RO12072536BLK	CAN-AM, KAWASAKI
12X7	4B+3N	4/136	.190	12MM	DBL RL BB R	BLACK	RO12074336BLK	CAN-AM, KAWASAKI
12X7	5B+2N	4/136	.190	12MM	DBL RL BB R	BLACK	RO12075236BLK	CAN-AM, KAWASAKI, HON PION 1K
12X8	3B+5N	4/136	.190	12MM	DBL RL BB R	BLACK	RO12083536BLK	CAN-AM, KAWASAKI
12X8	4B+4N	4/136	.190	12MM	DBL RL BB R	BLACK	RO12084436BLK	CAN-AM, KAWASAKI
12X8	5B+3N	4/136	.190	12MM	DBL RL BB R	BLACK	RO12085336BLK	CAN-AM, KAWASAKI
12X10	5B+5N	4/136	.190	12MM	DBL RL BB R	BLACK	RO12105536BLK	CAN-AM, KAWASAKI
4/156								
12X6	4B+2N	4/156	.190	12MM	DBL RL BB R	BLACK	RO12064256BLK	POLARIS
12X7	2B+5N	4/156	.190	12MM	DBL RL BB R	BLACK	RO12072556BLK	POLARIS
12X7	4B+3N	4/156	.190	12MM	DBL RL BB R	BLACK	RO12074356BLK	POLARIS
12X7	5B+2N	4/156	.190	12MM	DBL RL BB R	BLACK	RO12075256BLK	POLARIS
12X8	3B+5N	4/156	.190	12MM	DBL RL BB R	BLACK	RO12083556BLK	POLARIS
12X8	4B+4N	4/156	.190	12MM	DBL RL BB R	BLACK	RO12084456BLK	POLARIS
12X8	5B+3N	4/156	.190	12MM	DBL RL BB R	BLACK	RO12085356BLK	POLARIS
12X10	5B+5N	4/156	.190	12MM	DBL RL BB R	BLACK	RO12105556BLK	POLARIS
14" - 4/110								
14X6	4B+2N	4/110	.190	12MM	DBL RL BB R	BLACK	RO14064210BLK	HONDA, KAW, SUZ, YAMAHA
14X7	2B+5N	4/110	.190	12MM	DBL RL BB R	BLACK	RO14072510BLK	HONDA, KAW, SUZ, YAMAHA
14X7	4B+3N	4/110	.190	12MM	DBL RL BB R	BLACK	RO14074310BLK	HONDA, KAW, SUZ, YAMAHA
14X7	5B+2N	4/110	.190	12MM	DBL RL BB R	BLACK	RO14075210BLK	HONDA, KAW, SUZ, YAMAHA
14X8	3B+5N	4/110	.190	12MM	DBL RL BB R	BLACK	RO14083510BLK	HONDA, KAW, SUZ, YAMAHA
14X8	4B+4N	4/110	.190	12MM	DBL RL BB R	BLACK	RO14084410BLK	HONDA, KAW, SUZ, YAMAHA
14X8	5B+3N	4/110	.190	12MM	DBL RL BB R	BLACK	RO14085310BLK	HONDA, KAW, SUZ, YAMAHA
14X10	5B+5N	4/110	.190	12MM	DBL RL BB R	BLACK	RO14105510BLK	HONDA, KAW, SUZ, YAMAHA

SIZE	OFFSET	PATTERN	THICK-NESS	HOLE	TYPE	FINISH	PART NO.	VEHICLE
4/115								
14X6	4B+2N	4/115	.190	12MM	DBL RL BB R	BLACK	RO14064215BLK	ARCTIC CAT
14X7	2B+5N	4/115	.190	12MM	DBL RL BB R	BLACK	RO14072515BLK	ARCTIC CAT
14X7	3B+4N	4/115	.190	12MM	DBL RL BB R	BLACK	RO14073415BLK	ARCTIC CAT
14X7	4B+3N	4/115	.190	12MM	DBL RL BB R	BLACK	RO14074315BLK	ARCTIC CAT
14X7	5B+2N	4/115	.190	12MM	DBL RL BB R	BLACK	RO14075215BLK	ARCTIC CAT
14X8	3B+5N	4/115	.190	12MM	DBL RL BB R	BLACK	RO14083515BLK	ARCTIC CAT
14X8	4B+4N	4/115	.190	12MM	DBL RL BB R	BLACK	RO14084415BLK	ARCTIC CAT
14X8	5B+3N	4/115	.190	12MM	DBL RL BB R	BLACK	RO14085315BLK	ARCTIC CAT
14X10	5B+5N	4/115	.190	12MM	DBL RL BB R	BLACK	RO14105515BLK	ARCTIC CAT
14X11	5B+6N	4/115	.190	12MM	DBL RL BB R	BLACK	RO14115615BLK	ARCTIC CAT
4/136								
14X6	4B+2N	4/136	.190	12MM	DBL RL BB R	BLACK	RO14064236BLK	CAN-AM, KAWASAKI
14X7	2B+5N	4/136	.190	12MM	DBL RL BB R	BLACK	RO14072536BLK	CAN-AM, KAWASAKI
14X7	4B+3N	4/136	.190	12MM	DBL RL BB R	BLACK	RO14074336BLK	CAN-AM, KAWASAKI
14X7	5B+2N	4/136	.190	12MM	DBL RL BB R	BLACK	RO14075236BLK	CAN-AM, KAWASAKI, HON PION 1K
14X8	3B+5N	4/136	.190	12MM	DBL RL BB R	BLACK	RO14083536BLK	CAN-AM, KAWASAKI
14X8	4B+4N	4/136	.190	12MM	DBL RL BB R	BLACK	RO14084436BLK	CAN-AM, KAWASAKI
14X8	5B+3N	4/136	.190	12MM	DBL RL BB R	BLACK	RO14085336BLK	CAN-AM, KAWASAKI
14X10	5B+5N	4/136	.190	12MM	DBL RL BB R	BLACK	RO14105536BLK	CAN-AM, KAWASAKI
4/156								
14X6	4B+2N	4/156	.190	12MM	DBL RL BB R	BLACK	RO14064256BLK	POLARIS
14X7	2B+5N	4/156	.190	12MM	DBL RL BB R	BLACK	RO14072556BLK	POLARIS
14X7	4B+3N	4/156	.190	12MM	DBL RL BB R	BLACK	RO14074356BLK	POLARIS
14X7	5B+2N	4/156	.190	12MM	DBL RL BB R	BLACK	RO14075256BLK	POLARIS
14X8	3B+5N	4/156	.190	12MM	DBL RL BB R	BLACK	RO14083556BLK	POLARIS
14X8	4B+4N	4/156	.190	12MM	DBL RL BB R	BLACK	RO14084456BLK	POLARIS
14X8	5B+3N	4/156	.190	12MM	DBL RL BB R	BLACK	RO14085356BLK	POLARIS
14X10	5B+5N	4/156	.190	12MM	DBL RL BB R	BLACK	RO14105556BLK	POLARIS
14X11	5B+6N	4/156	.190	12MM	DBL RL BB R	BLACK	RO14115656BLK	POLARIS
RZR 1000 WHEELS ONLY - [15MM BOLT HOLE, 4.5 CTR HOLE								
14X6	4B+2N	4/156	.190	15MM	DBL RL BB R	BLACK	RO14064256B-1K	POLARIS
14X7	2B+5N	4/156	.190	15MM	DBL RL BB R	BLACK	RO14072556B-1K	POLARIS
14X7	4B+3N	4/156	.190	15MM	DBL RL BB R	BLACK	RO14074356B-1K	POLARIS
14X7	5B+2N	4/156	.190	15MM	DBL RL BB R	BLACK	RO14075256B-1K	POLARIS
14X8	3B+5N	4/156	.190	15MM	DBL RL BB R	BLACK	RO14083556B-1K	POLARIS
14X8	4B+4N	4/156	.190	15MM	DBL RL BB R	BLACK	RO14084456B-1K	POLARIS
14X8	5B+3N	4/156	.190	15MM	DBL RL BB R	BLACK	RO14085356B-1K	POLARIS
14X10	5B+5N	4/156	.190	15MM	DBL RL BB R	BLACK	RO14105556B-1K	POLARIS
14X11	5B+6N	4/156	.190	15MM	DBL RL BB R	BLACK	RO14115656B-1K	POLARIS

# ROK'N LOCK SERIES - UTILITY/SXS

DBL RL BB R - DOUBLE ROLLED LIP BACK TO BACK CTR W/REINFORCING CTR PLATE

SIZE	OFFSET	PATTERN	THICK-NESS	HOLE	TYPE	FINISH	PART NO.	VEHICLE
4/110								
12X6	4B+2N	4/110	.190	12MM	RL IB BB R	BLACK	RL12064210BLK	HONDA, KAW, SUZ, YAMAHA
12X7	2B+5N	4/110	.190	12MM	RL IB BB R	BLACK	RL12072510BLK	HONDA, KAW, SUZ, YAMAHA
12X7	4B+3N	4/110	.190	12MM	RL IB BB R	BLACK	RL12074310BLK	HONDA, KAW, SUZ, YAMAHA
12X7	5B+2N	4/110	.190	12MM	RL IB BB R	BLACK	RL12075210BLK	HONDA, KAW, SUZ, YAMAHA
12X8	3B+5N	4/110	.190	12MM	RL IB BB R	BLACK	RL12083510BLK	HONDA, KAW, SUZ, YAMAHA
12X8	4B+4N	4/110	.190	12MM	RL IB BB R	BLACK	RL12084410BLK	HONDA, KAW, SUZ, YAMAHA
12X8	5B+3N	4/110	.190	12MM	RL IB BB R	BLACK	RL12085310BLK	HONDA, KAW, SUZ, YAMAHA
12X10	5B+5N	4/110	.190	12MM	RL IB BB R	BLACK	RL12105510BLK	HONDA, KAW, SUZ, YAMAHA
4/115								
12X6	4B+2N	4/115	.190	12MM	RL IB BB R	BLACK	RL12064215BLK	ARCTIC CAT
12X7	2B+5N	4/115	.190	12MM	RL IB BB R	BLACK	RL12072515BLK	ARCTIC CAT
12X7	4B+3N	4/115	.190	12MM	RL IB BB R	BLACK	RL12074315BLK	ARCTIC CAT
12X7	5B+2N	4/115	.190	12MM	RL IB BB R	BLACK	RL12075215BLK	ARCTIC CAT
12X8	3B+5N	4/115	.190	12MM	RL IB BB R	BLACK	RL12083515BLK	ARCTIC CAT
12X8	4B+4N	4/115	.190	12MM	RL IB BB R	BLACK	RL12084415BLK	ARCTIC CAT
12X8	5B+3N	4/115	.190	12MM	RL IB BB R	BLACK	RL12085315BLK	ARCTIC CAT
12X10	5B+5N	4/115	.190	12MM	RL IB BB R	BLACK	RL12105515BLK	ARCTIC CAT
4/136								
12X6	4B+2N	4/136	.190	12MM	RL IB BB R	BLACK	RL12064236BLK	CAN-AM, KAWASAKI
12X7	2B+5N	4/136	.190	12MM	RL IB BB R	BLACK	RL12072536BLK	CAN-AM, KAWASAKI
12X7	4B+3N	4/136	.190	12MM	RL IB BB R	BLACK	RL12074336BLK	CAN-AM, KAWASAKI
12X7	5B+2N	4/136	.190	12MM	RL IB BB R	BLACK	RL12075236BLK	CAN-AM, KAWASAKI, HON PION 1K
12X8	3B+5N	4/136	.190	12MM	RL IB BB R	BLACK	RL12083536BLK	CAN-AM, KAWASAKI
12X8	4B+4N	4/136	.190	12MM	RL IB BB R	BLACK	RL12084436BLK	CAN-AM, KAWASAKI
12X8	5B+3N	4/136	.190	12MM	RL IB BB R	BLACK	RL12085336BLK	CAN-AM, KAWASAKI
12X10	5B+5N	4/136	.190	12MM	RL IB BB R	BLACK	RL12105536BLK	CAN-AM, KAWASAKI
4/156								
12X6	4B+2N	4/156	.190	12MM	RL IB BB R	BLACK	RL12064256BLK	POLARIS
12X7	2B+5N	4/156	.190	12MM	RL IB BB R	BLACK	RL12072556BLK	POLARIS
12X7	4B+3N	4/156	.190	12MM	RL IB BB R	BLACK	RL12074356BLK	POLARIS
12X7	5B+2N	4/156	.190	12MM	RL IB BB R	BLACK	RL12075256BLK	POLARIS
12X8	3B+5N	4/156	.190	12MM	RL IB BB R	BLACK	RL12083556BLK	POLARIS
12X8	4B+4N	4/156	.190	12MM	RL IB BB R	BLACK	RL12084456BLK	POLARIS
12X8	5B+3N	4/156	.190	12MM	RL IB BB R	BLACK	RL12085356BLK	POLARIS
12X10	4N+6N	4/156	.190	12MM	RL IB BB R	BLACK	RL12104656BLK	POLARIS
12X10	5B+5N	4/156	.190	12MM	RL IB BB R	BLACK	RL12105556BLK	POLARIS
4/110								
14X6	4B+2N	4/110	.190	12MM	RL IB BB R	BLACK	RL14064210BLK	HONDA, KAW, SUZ, YAMAHA
14X7	2B+5N	4/110	.190	12MM	RL IB BB R	BLACK	RL14072510BLK	HONDA, KAW, SUZ, YAMAHA
14X7	4B+3N	4/110	.190	12MM	RL IB BB R	BLACK	RL14074310BLK	HONDA, KAW, SUZ, YAMAHA
14X7	5B+2N	4/110	.190	12MM	RL IB BB R	BLACK	RL14075210BLK	HONDA, KAW, SUZ, YAMAHA
14X8	3B+5N	4/110	.190	12MM	RL IB BB R	BLACK	RL14083510BLK	HONDA, KAW, SUZ, YAMAHA
14X8	4B+4N	4/110	.190	12MM	RL IB BB R	BLACK	RL14084410BLK	HONDA, KAW, SUZ, YAMAHA
14X8	5B+3N	4/110	.190	12MM	RL IB BB R	BLACK	RL14085310BLK	HONDA, KAW, SUZ, YAMAHA

SIZE	OFFSET	PATTERN	THICK-NESS	HOLE	TYPE	FINISH	PART NO.	VEHICLE
14X10	5B+5N	4/110	.190	12MM	RL IB BB R	BLACK	RL14105510BLK	HONDA, KAW, SUZ, YAMAHA
4/115								
14X6	4B+2N	4/115	.190	12MM	RL IB BB R	BLACK	RL14064215BLK	ARCTIC CAT
14X7	2B+5N	4/115	.190	12MM	RL IB BB R	BLACK	RL14072515BLK	ARCTIC CAT
14X7	3B+4N	4/115	.190	12MM	RL IB BB R	BLACK	RL14073415BLK	ARCTIC CAT
14X7	4B+3N	4/115	.190	12MM	RL IB BB R	BLACK	RL14074315BLK	ARCTIC CAT
14X7	5B+2N	4/115	.190	12MM	RL IB BB R	BLACK	RL14075215BLK	ARCTIC CAT
14X8	3B+5N	4/115	.190	12MM	RL IB BB R	BLACK	RL14083515BLK	ARCTIC CAT
14X8	4B+4N	4/115	.190	12MM	RL IB BB R	BLACK	RL14084415BLK	ARCTIC CAT
14X8	5B+3N	4/115	.190	12MM	RL IB BB R	BLACK	RL14085315BLK	ARCTIC CAT
14X10	5B+5N	4/115	.190	12MM	RL IB BB R	BLACK	RL14105515BLK	ARCTIC CAT
14X11	5B+6N	4/115	.190	12MM	RL IB BB R	BLACK	RL14115615BLK	ARCTIC CAT
4/136								
14X6	4B+2N	4/136	.190	12MM	RL IB BB R	BLACK	RL14064236BLK	CAN-AM, KAWASAKI
14X7	2B+5N	4/136	.190	12MM	RL IB BB R	BLACK	RL14072536BLK	CAN-AM, KAWASAKI
14X7	4B+3N	4/136	.190	12MM	RL IB BB R	BLACK	RL14074336BLK	CAN-AM, KAWASAKI
14X7	5B+2N	4/136	.190	12MM	RL IB BB R	BLACK	RL14075236BLK	CAN-AM, KAWASAKI, HON PION 1K
14X8	3B+5N	4/136	.190	12MM	RL IB BB R	BLACK	RL14083536BLK	CAN-AM, KAWASAKI
14X8	4B+4N	4/136	.190	12MM	RL IB BB R	BLACK	RL14084436BLK	CAN-AM, KAWASAKI
14X8	5B+3N	4/136	.190	12MM	RL IB BB R	BLACK	RL14085336BLK	CAN-AM, KAWASAKI
14X10	5B+5N	4/136	.190	12MM	RL IB BB R	BLACK	RL14105536BLK	CAN-AM, KAWASAKI
4/156								
14X6	4B+2N	4/156	.190	12MM	RL IB BB R	BLACK	RL14064256BLK	POLARIS
14X7	2B+5N	4/156	.190	12MM	RL IB BB R	BLACK	RL14072556BLK	POLARIS
14X7	4B+3N	4/156	.190	12MM	RL IB BB R	BLACK	RL14074356BLK	POLARIS
14X7	5B+2N	4/156	.190	12MM	RL IB BB R	BLACK	RL14075256BLK	POLARIS
14X8	3B+5N	4/156	.190	12MM	RL IB BB R	BLACK	RL14083556BLK	POLARIS
14X8	4B+4N	4/156	.190	12MM	RL IB BB R	BLACK	RL14084456BLK	POLARIS
14X8	5B+3N	4/156	.190	12MM	RL IB BB R	BLACK	RL14085356BLK	POLARIS
14X10	5B+5N	4/156	.190	12MM	RL IB BB R	BLACK	RL14105556BLK	POLARIS
14X11	5B+6N	4/156	.190	12MM	RL IB BB R	BLACK	RL14115656BLK	POLARIS
RZR 1000 WHEELS ONLY - [15MM BOLT HOLE, 4.5 CTR HOLE								
14X6	4B+2N	4/156	.190	15MM	RL IB BB R	BLACK	RL14064256B-1K	POLARIS
14X7	2B+5N	4/156	.190	15MM	RL IB BB R	BLACK	RL14072556B-1K	POLARIS
14X7	4B+3N	4/156	.190	15MM	RL IB BB R	BLACK	RL14074356B-1K	POLARIS
14X7	5B+2N	4/156	.190	15MM	RL IB BB R	BLACK	RL14075256B-1K	POLARIS
14X8	3B+5N	4/156	.190	15MM	RL IB BB R	BLACK	RL14083556B-1K	POLARIS
14X8	4B+4N	4/156	.190	15MM	RL IB BB R	BLACK	RL14084456B-1K	POLARIS
14X8	5B+3N	4/156	.190	15MM	RL IB BB R	BLACK	RL14085356B-1K	POLARIS
14X10	5B+5N	4/156	.190	15MM	RL IB BB R	BLACK	RL14105556B-1K	POLARIS
14X11	5B+6N	4/156	.190	15MM	RL IB BB R	BLACK	RL14115656B-1K	POLARIS



MADE IN THE U.S.A.  
Sector's revolutionary 3 piece design allows you to change any piece of the wheel if need be. This versatile design has many options which allow you to have one wheel for different types of riding, vehicle applications or simply to replace a damaged part without scrapping the entire wheel.

AVAILABLE IN BLACK FINISH.

HARDWARE and  
REPLACEMENT PARTS  
- page 31



DOUBLE ROLLED LIP

**WHEEL TYPE ABBREVIATION KEY:**  
RL - ROLLED LIP  
IB - INTEGRAL BEADLOCK  
R - REINFORCEMENT CENTER PLATE  
BB - BACK TO BACK  
DBL - DOUBLE

**SECTOR - ROLLED LIP** DBL RL = DOUBLE ROLLED LIP

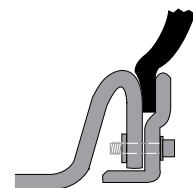
SIZE	OFFSET	PATTERN	THICK-NESS	HOLE	TYPE	FINISH	PART NO.	VEHICLE
4/110								
12X6	4B+2N	4/110	.190	14MM	DBL RL	BLACK	S006-07	HONDA, KAW, SUZ, YAMAHA
12X7	2B+5N	4/110	.190	14MM	DBL RL	BLACK	S006-41	HONDA, KAW, SUZ, YAMAHA
12X7	3B+4N	4/110	.190	14MM	DBL RL	BLACK	S006-39	HONDA, KAW, SUZ, YAMAHA
12X7	4B+3N	4/110	.190	14MM	DBL RL	BLACK	S006-40	HONDA, KAW, SUZ, YAMAHA
12X7	5B+2N	4/110	.190	14MM	DBL RL	BLACK	S006-08	HONDA, KAW, SUZ, YAMAHA
12X8	3B+5N	4/110	.190	14MM	DBL RL	BLACK	S006-42	HONDA, KAW, SUZ, YAMAHA
12X8	4B+4N	4/110	.190	14MM	DBL RL	BLACK	S006-37	HONDA, KAW, SUZ, YAMAHA
12X8	5B+3N	4/110	.190	14MM	DBL RL	BLACK	S006-55	HONDA, KAW, SUZ, YAMAHA
12X8	6B+2N	4/110	.190	14MM	DBL RL	BLACK	S006-09	HONDA, KAW, SUZ, YAMAHA
12X10	5B+5N	4/110	.190	14MM	DBL RL	BLACK	S006-38	HONDA, KAW, SUZ, YAMAHA
12X11	6B+5N	4/110	.190	14MM	DBL RL	BLACK	S006-44	HONDA, KAW, SUZ, YAMAHA
4/115								
12X6	4B+2N	4/115	.190	14MM	DBL RL	BLACK	S007-07	ARCTIC CAT
12X7	2B+5N	4/115	.190	14MM	DBL RL	BLACK	S007-41	ARCTIC CAT
12X7	3B+4N	4/115	.190	14MM	DBL RL	BLACK	S007-39	ARCTIC CAT
12X7	4B+3N	4/115	.190	14MM	DBL RL	BLACK	S007-40	ARCTIC CAT
12X7	5B+2N	4/115	.190	14MM	DBL RL	BLACK	S007-08	ARCTIC CAT
12X8	3B+5N	4/115	.190	14MM	DBL RL	BLACK	S007-42	ARCTIC CAT
12X8	4B+4N	4/115	.190	14MM	DBL RL	BLACK	S007-37	ARCTIC CAT
12X8	5B+3N	4/115	.190	14MM	DBL RL	BLACK	S007-55	ARCTIC CAT
12X8	6B+2N	4/115	.190	14MM	DBL RL	BLACK	S007-09	ARCTIC CAT
12X10	5B+5N	4/115	.190	14MM	DBL RL	BLACK	S007-38	ARCTIC CAT
12X11	6B+5N	4/115	.190	14MM	DBL RL	BLACK	S007-44	ARCTIC CAT
4/136								
12X6	4B+2N	4/136	.190	14MM	DBL RL	BLACK	S019-07	CAN-AM, KAWASAKI
12X7	2B+5N	4/136	.190	14MM	DBL RL	BLACK	S019-41	CAN-AM, KAWASAKI
12X7	3B+4N	4/136	.190	14MM	DBL RL	BLACK	S019-39	CAN-AM, KAWASAKI
12X7	4B+3N	4/136	.190	14MM	DBL RL	BLACK	S019-40	CAN-AM, KAWASAKI
12X7	5B+2N	4/136	.190	14MM	DBL RL	BLACK	S019-08	CAN-AM, KAWASAKI, HON PION 1K
12X8	3B+5N	4/136	.190	14MM	DBL RL	BLACK	S019-42	CAN-AM, KAWASAKI
12X8	4B+4N	4/136	.190	14MM	DBL RL	BLACK	S019-37	CAN-AM, KAWASAKI
12X8	5B+3N	4/136	.190	14MM	DBL RL	BLACK	S019-55	CAN-AM, KAWASAKI

SIZE	OFFSET	PATTERN	THICK-NESS	HOLE	TYPE	FINISH	PART NO.	VEHICLE
12X8	6B+2N	4/136	.190	14MM	DBL RL	BLACK	S019-09	CAN-AM, KAWASAKI
12X10	5B+5N	4/136	.190	14MM	DBL RL	BLACK	S019-38	CAN-AM, KAWASAKI
12X11	6B+5N	4/136	.190	14MM	DBL RL	BLACK	S019-44	CAN-AM, KAWASAKI
4/156								
12X6	4B+2N	4/156	.190	14MM	DBL RL	BLACK	S014-07	POLARIS
12X7	2B+5N	4/156	.190	14MM	DBL RL	BLACK	S014-41	POLARIS
12X7	3B+4N	4/156	.190	14MM	DBL RL	BLACK	S014-39	POLARIS
12X7	4B+3N	4/156	.190	14MM	DBL RL	BLACK	S014-40	POLARIS
12X7	5B+2N	4/156	.190	14MM	DBL RL	BLACK	S014-08	POLARIS
12X8	3B+5N	4/156	.190	14MM	DBL RL	BLACK	S014-42	POLARIS
12X8	4B+4N	4/156	.190	14MM	DBL RL	BLACK	S014-37	POLARIS
12X8	5B+3N	4/156	.190	14MM	DBL RL	BLACK	S014-55	POLARIS
12X8	6B+2N	4/156	.190	14MM	DBL RL	BLACK	S014-09	POLARIS
12X10	5B+5N	4/156	.190	14MM	DBL RL	BLACK	S014-38	POLARIS
12X11	6B+5N	4/156	.190	14MM	DBL RL	BLACK	S014-44	POLARIS
4/110								
14X6	4B+2N	4/110	.190	14MM	DBL RL	BLACK	S006-16	HONDA, KAW, SUZ, YAMAHA
14X7	2B+5N	4/110	.190	14MM	DBL RL	BLACK	S006-47	HONDA, KAW, SUZ, YAMAHA
14X7	3B+4N	4/110	.190	14MM	DBL RL	BLACK	S006-45	HONDA, KAW, SUZ, YAMAHA
14X7	4B+3N	4/110	.190	14MM	DBL RL	BLACK	S006-46	HONDA, KAW, SUZ, YAMAHA
14X7	5B+2N	4/110	.190	14MM	DBL RL	BLACK	S006-17	HONDA, KAW, SUZ, YAMAHA
14X8	3B+5N	4/110	.190	14MM	DBL RL	BLACK	S006-48	HONDA, KAW, SUZ, YAMAHA
14X8	4B+4N	4/110	.190	14MM	DBL RL	BLACK	S006-28	HONDA, KAW, SUZ, YAMAHA
14X8	6B+2N	4/110	.190	14MM	DBL RL	BLACK	S006-18	HONDA, KAW, SUZ, YAMAHA
14X10	4B+6N	4/110	.190	14MM	DBL RL	BLACK	S006-49	HONDA, KAW, SUZ, YAMAHA
14X10	5B+5N	4/110	.190	14MM	DBL RL	BLACK	S006-50	HONDA, KAW, SUZ, YAMAHA
14X11	5B+6N	4/110	.190	14MM	DBL RL	BLACK	S006-51	HONDA, KAW, SUZ, YAMAHA
4/115								
14X6	4B+2N	4/115	.190	14MM	DBL RL	BLACK	S007-16	ARCTIC CAT
14X7	2B+5N	4/115	.190	14MM	DBL RL	BLACK	S007-47	ARCTIC CAT
14X7	3B+4N	4/115	.190	14MM	DBL RL	BLACK	S007-45	ARCTIC CAT
14X7	4B+3N	4/115	.190	14MM	DBL RL	BLACK	S007-46	ARCTIC CAT
14X7	5B+2N	4/115	.190	14MM	DBL RL	BLACK	S007-17	ARCTIC CAT
14X8	3B+5N	4/115	.190	14MM	DBL RL	BLACK	S007-48	ARCTIC CAT
14X8	4B+4N	4/115	.190	14MM	DBL RL	BLACK	S007-28	ARCTIC CAT
14X8	6B+2N	4/115	.190	14MM	DBL RL	BLACK	S007-18	ARCTIC CAT
14X10	4B+6N	4/115	.190	14MM	DBL RL	BLACK	S007-49	ARCTIC CAT
14X10	5B+5N	4/115	.190	14MM	DBL RL	BLACK	S007-50	ARCTIC CAT
14X11	5B+6N	4/115	.190	14MM	DBL RL	BLACK	S007-51	ARCTIC CAT
4/136								
14X6	4B+2N	4/136	.190	14MM	DBL RL	BLACK	S019-16	CAN-AM, KAWASAKI
14X7	2B+5N	4/136	.190	14MM	DBL RL	BLACK	S019-47	CAN-AM, KAWASAKI
14X7	3B+4N	4/136	.190	14MM	DBL RL	BLACK	S019-45	CAN-AM, KAWASAKI
14X7	4B+3N	4/136	.190	14MM	DBL RL	BLACK	S019-46	CAN-AM, KAWASAKI
14X7	5B+2N	4/136	.190	14MM	DBL RL	BLACK	S019-17	CAN-AM, KAWASAKI, HON PION 1K
14X8	3B+5N	4/136	.190	14MM	DBL RL	BLACK	S019-48	CAN-AM, KAWASAKI
14X8	4B+4N	4/136	.190	14MM	DBL RL	BLACK	S019-28	CAN-AM, KAWASAKI

SIZE	OFFSET	PATTERN	THICK-NESS	HOLE	TYPE	FINISH	PART NO.	VEHICLE
14X8	6B+2N	4/136	.190	14MM	DBL RL	BLACK	S019-18	CAN-AM, KAWASAKI
14X10	4B+6N	4/136	.190	14MM	DBL RL	BLACK	S019-49	CAN-AM, KAWASAKI
14X10	5B+5N	4/136	.190	14MM	DBL RL	BLACK	S019-50	CAN-AM, KAWASAKI
14X11	5B+6N	4/136	.190	14MM	DBL RL	BLACK	S019-51	CAN-AM, KAWASAKI
4/156								
14X6	4B+2N	4/156	.190	14MM	DBL RL	BLACK	S014-16	POLARIS
14X7	2B+5N	4/156	.190	14MM	DBL RL	BLACK	S014-47	POLARIS
14X7	3B+4N	4/156	.190	14MM	DBL RL	BLACK	S014-45	POLARIS
14X7	4B+3N	4/156	.190	14MM	DBL RL	BLACK	S014-46	POLARIS
14X7	5B+2N	4/156	.190	14MM	DBL RL	BLACK	S014-17	POLARIS
14X8	3B+5N	4/156	.190	14MM	DBL RL	BLACK	S014-48	POLARIS
14X8	4B+4N	4/156	.190	14MM	DBL RL	BLACK	S014-28	POLARIS
14X8	6B+2N	4/156	.190	14MM	DBL RL	BLACK	S014-18	POLARIS
14X10	4B+6N	4/156	.190	14MM	DBL RL	BLACK	S014-49	POLARIS
14X10	5B+5N	4/156	.190	14MM	DBL RL	BLACK	S014-50	POLARIS
14X11	5B+6N	4/156	.190	14MM	DBL RL	BLACK	S014-51	POLARIS



INNER ROLLED LIP



IB - INTEGRAL BEADLOCK

**WHEEL TYPE**

**ABBREVIATION KEY:**

- RL - ROLLED LIP
- IB - INTEGRAL BEADLOCK
- R - REINFORCEMENT CENTER PLATE
- BB - BACK TO BACK
- DBL - DOUBLE

**SECTOR - BEADLOCK**

RL IB = ROLLED LIP INNER BEADLOCK OUTER

SIZE	OFFSET	PATTERN	THICK-NESS	HOLE	TYPE	FINISH	PART NO.	VEHICLE
4/110								
12X6	3B+3N	4/110	.190	14MM	RL IB	BLACK	S006-31	HONDA, KAW, SUZ, YAMAHA
12X6	4B+2N	4/110	.190	14MM	RL IB	BLACK	S006-01	HONDA, KAW, SUZ, YAMAHA
12X7	2B+5N	4/110	.190	14MM	RL IB	BLACK	S006-30	HONDA, KAW, SUZ, YAMAHA
12X7	3B+4N	4/110	.190	14MM	RL IB	BLACK	S006-32	HONDA, KAW, SUZ, YAMAHA
12X7	4B+3N	4/110	.190	14MM	RL IB	BLACK	S006-02	HONDA, KAW, SUZ, YAMAHA
12X7	5B+2N	4/110	.190	14MM	RL IB	BLACK	S006-03	HONDA, KAW, SUZ, YAMAHA
12X8	3B+5N	4/110	.190	14MM	RL IB	BLACK	S006-33	HONDA, KAW, SUZ, YAMAHA
12X8	4B+4N	4/110	.190	14MM	RL IB	BLACK	S006-19	HONDA, KAW, SUZ, YAMAHA
12X8	5B+3N	4/110	.190	14MM	RL IB	BLACK	S006-04	HONDA, KAW, SUZ, YAMAHA
12X8	6B+2N	4/110	.190	14MM	RL IB	BLACK	S006-05	HONDA, KAW, SUZ, YAMAHA
12X9	6B+3N	4/110	.190	14MM	RL IB	BLACK	S006-06	HONDA, KAW, SUZ, YAMAHA
12X10	4B+6N	4/110	.190	14MM	RL IB	BLACK	S006-22	HONDA, KAW, SUZ, YAMAHA
12X10	5B+5N	4/110	.190	14MM	RL IB	BLACK	S006-20	HONDA, KAW, SUZ, YAMAHA
12X11	5B+6N	4/110	.190	14MM	RL IB	BLACK	S006-23	HONDA, KAW, SUZ, YAMAHA
12X11	6B+5N	4/110	.190	14MM	RL IB	BLACK	S006-21	HONDA, KAW, SUZ, YAMAHA
4/115								
12X6	3B+3N	4/115	.190	14MM	RL IB	BLACK	S007-31	ARCTIC CAT
12X6	4B+2N	4/115	.190	14MM	RL IB	BLACK	S007-01	ARCTIC CAT

SIZE	OFFSET	PATTERN	THICK-NESS	HOLE	TYPE	FINISH	PART NO.	VEHICLE
12X7	2B+5N	4/115	.190	14MM	RL IB	BLACK	S007-30	ARCTIC CAT
12X7	3B+4N	4/115	.190	14MM	RL IB	BLACK	S007-32	ARCTIC CAT
12X7	4B+3N	4/115	.190	14MM	RL IB	BLACK	S007-02	ARCTIC CAT
12X7	5B+2N	4/115	.190	14MM	RL IB	BLACK	S007-03	ARCTIC CAT
12X8	3B+5N	4/115	.190	14MM	RL IB	BLACK	S007-33	ARCTIC CAT
12X8	5B+3N	4/115	.190	14MM	RL IB	BLACK	S007-04	ARCTIC CAT
12X8	6B+2N	4/115	.190	14MM	RL IB	BLACK	S007-05	ARCTIC CAT
12X9	6B+3N	4/115	.190	14MM	RL IB	BLACK	S007-06	ARCTIC CAT
12X10	4B+6N	4/115	.190	14MM	RL IB	BLACK	S007-22	ARCTIC CAT
12X11	5B+6N	4/115	.190	14MM	RL IB	BLACK	S007-23	ARCTIC CAT
12X11	6B+5N	4/115	.190	14MM	RL IB	BLACK	S007-21	ARCTIC CAT
4/136								
12X6	3B+3N	4/136	.190	14MM	RL IB	BLACK	S019-31	CAN-AM, KAWASAKI
12X6	4B+2N	4/136	.190	14MM	RL IB	BLACK	S019-01	CAN-AM, KAWASAKI
12X7	2B+5N	4/136	.190	14MM	RL IB	BLACK	S019-30	CAN-AM, KAWASAKI
12X7	3B+4N	4/136	.190	14MM	RL IB	BLACK	S019-32	CAN-AM, KAWASAKI
12X7	4B+3N	4/136	.190	14MM	RL IB	BLACK	S019-02	CAN-AM, KAWASAKI
12X7	5B+2N	4/136	.190	14MM	RL IB	BLACK	S019-03	CAN-AM, KAWASAKI, HON PION 1K
12X8	3B+5N	4/136	.190	14MM	RL IB	BLACK	S019-33	CAN-AM, KAWASAKI
12X8	4B+4N	4/136	.190	14MM	RL IB	BLACK	S019-19	CAN-AM, KAWASAKI
12X8	5B+3N	4/136	.190	14MM	RL IB	BLACK	S019-04	CAN-AM, KAWASAKI
12X8	6B+2N	4/136	.190	14MM	RL IB	BLACK	S019-05	CAN-AM, KAWASAKI
12X9	6B+3N	4/136	.190	14MM	RL IB	BLACK	S019-06	CAN-AM, KAWASAKI
12X10	4B+6N	4/136	.190	14MM	RL IB	BLACK	S019-22	CAN-AM, KAWASAKI
12X10	5B+5N	4/136	.190	14MM	RL IB	BLACK	S019-20	CAN-AM, KAWASAKI
12X11	5B+6N	4/136	.190	14MM	RL IB	BLACK	S019-23	CAN-AM, KAWASAKI
4/156								
12X6	3B+3N	4/156	.190	14MM	RL IB	BLACK	S014-31	POLARIS
12X6	4B+2N	4/156	.190	14MM	RL IB	BLACK	S014-01	POLARIS
12X7	2B+5N	4/156	.190	14MM	RL IB	BLACK	S014-30	POLARIS
12X7	3B+4N	4/156	.190	14MM	RL IB	BLACK	S014-32	POLARIS
12X7	4B+3N	4/156	.190	14MM	RL IB	BLACK	S014-02	POLARIS
12X7	5B+2N	4/156	.190	14MM	RL IB	BLACK	S014-03	POLARIS
12X8	3B+5N	4/156	.190	14MM	RL IB	BLACK	S014-33	POLARIS
12X8	4B+4N	4/156	.190	14MM	RL IB	BLACK	S014-19	POLARIS
12X8	5B+3N	4/156	.190	14MM	RL IB	BLACK	S014-04	POLARIS
12X8	6B+2N	4/156	.190	14MM	RL IB	BLACK	S014-05	POLARIS
12X9	4B+5N	4/156	.190	14MM	RL IB	BLACK	S014-26	POLARIS
12X9	6B+3N	4/156	.190	14MM	RL IB	BLACK	S014-06	POLARIS
12X10	4B+6N	4/156	.190	14MM	RL IB	BLACK	S014-22	POLARIS
12X10	5B+5N	4/156	.190	14MM	RL IB	BLACK	S014-20	POLARIS
12X11	5B+6N	4/156	.190	14MM	RL IB	BLACK	S014-23	POLARIS
12X11	6B+5N	4/156	.190	14MM	RL IB	BLACK	S014-21	POLARIS
4/110								
14X6	3B+3N	4/110	.190	14MM	RL IB	BLACK	S006-54	HONDA, KAW, SUZ, YAMAHA
14X7	2B+5N	4/110	.190	14MM	RL IB	BLACK	S006-35	HONDA, KAW, SUZ, YAMAHA
14X7	3B+4N	4/110	.190	14MM	RL IB	BLACK	S006-34	HONDA, KAW, SUZ, YAMAHA
14X7	4B+3N	4/110	.190	14MM	RL IB	BLACK	S006-11	HONDA, KAW, SUZ, YAMAHA
14X7	5B+2N	4/110	.190	14MM	RL IB	BLACK	S006-12	HONDA, KAW, SUZ, YAMAHA

SIZE	OFFSET	PATTERN	THICK-NESS	HOLE	TYPE	FINISH	PART NO.	VEHICLE
14X8	3B+5N	4/110	.190	14MM	RL IB	BLACK	S006-36	HONDA, KAW, SUZ, YAMAHA
14X8	4B+4N	4/110	.190	14MM	RL IB	BLACK	S006-27	HONDA, KAW, SUZ, YAMAHA
14X8	5B+3N	4/110	.190	14MM	RL IB	BLACK	S006-13	HONDA, KAW, SUZ, YAMAHA
14X8	6B+2N	4/110	.190	14MM	RL IB	BLACK	S006-14	HONDA, KAW, SUZ, YAMAHA
14X9	6B+3N	4/110	.190	14MM	RL IB	BLACK	S006-15	HONDA, KAW, SUZ, YAMAHA
14X10	4B+6N	4/110	.190	14MM	RL IB	BLACK	S006-52	HONDA, KAW, SUZ, YAMAHA
14X10	5B+5N	4/110	.190	14MM	RL IB	BLACK	S006-24	HONDA, KAW, SUZ, YAMAHA
14X11	5B+6N	4/110	.190	14MM	RL IB	BLACK	S006-25	HONDA, KAW, SUZ, YAMAHA
14X11	6B+5N	4/110	.190	14MM	RL IB	BLACK	S006-53	HONDA, KAW, SUZ, YAMAHA
4/115								
14X6	4B+2N	4/115	.190	14MM	RL IB	BLACK	S007-10	ARCTIC CAT
14X6	3B+3N	4/115	.190	14MM	RL IB	BLACK	S007-54	ARCTIC CAT
14X7	3B+4N	4/115	.190	14MM	RL IB	BLACK	S007-34	ARCTIC CAT
14X7	4B+3N	4/115	.190	14MM	RL IB	BLACK	S007-11	ARCTIC CAT
14X7	5B+2N	4/115	.190	14MM	RL IB	BLACK	S007-12	ARCTIC CAT
14X8	3B+5N	4/115	.190	14MM	RL IB	BLACK	S007-36	ARCTIC CAT
14X8	4B+4N	4/115	.190	14MM	RL IB	BLACK	S007-20	ARCTIC CAT
14X8	5B+3N	4/115	.190	14MM	RL IB	BLACK	S007-13	ARCTIC CAT
14X8	6B+2N	4/115	.190	14MM	RL IB	BLACK	S007-14	ARCTIC CAT
14X9	6B+3N	4/115	.190	14MM	RL IB	BLACK	S007-15	ARCTIC CAT
14X10	4B+6N	4/115	.190	14MM	RL IB	BLACK	S007-52	ARCTIC CAT
14X10	5B+5N	4/115	.190	14MM	RL IB	BLACK	S007-25	ARCTIC CAT
14X11	5B+6N	4/115	.190	14MM	RL IB	BLACK	S007-19	ARCTIC CAT
14X11	6B+5N	4/115	.190	14MM	RL IB	BLACK	S007-53	ARCTIC CAT
4/136								
14X6	4B+2N	4/136	.190	14MM	RL IB	BLACK	S019-10	CAN-AM, KAWASAKI
14X6	3B+3N	4/136	.190	14MM	RL IB	BLACK	S019-54	CAN-AM, KAWASAKI
14X7	2B+5N	4/136	.190	14MM	RL IB	BLACK	S019-35	CAN-AM, KAWASAKI
14X7	3B+4N	4/136	.190	14MM	RL IB	BLACK	S019-34	CAN-AM, KAWASAKI
14X7	4B+3N	4/136	.190	14MM	RL IB	BLACK	S019-11	CAN-AM, KAWASAKI
14X7	5B+2N	4/136	.190	14MM	RL IB	BLACK	S019-12	CAN-AM, KAWASAKI, HON PION 1K
14X8	3B+5N	4/136	.190	14MM	RL IB	BLACK	S019-36	CAN-AM, KAWASAKI
14X8	4B+4N	4/136	.190	14MM	RL IB	BLACK	S019-27	CAN-AM, KAWASAKI
14X8	5B+3N	4/136	.190	14MM	RL IB	BLACK	S019-13	CAN-AM, KAWASAKI
14X8	6B+2N	4/136	.190	14MM	RL IB	BLACK	S019-14	CAN-AM, KAWASAKI
14X9	6B+3N	4/136	.190	14MM	RL IB	BLACK	S019-15	CAN-AM, KAWASAKI
14X10	4B+6N	4/136	.190	14MM	RL IB	BLACK	S019-52	CAN-AM, KAWASAKI
14X10	5B+5N	4/136	.190	14MM	RL IB	BLACK	S019-21	CAN-AM, KAWASAKI
14X11	5B+6N	4/136	.190	14MM	RL IB	BLACK	S019-25	CAN-AM, KAWASAKI
14X11	6B+5N	4/136	.190	14MM	RL IB	BLACK	S019-53	CAN-AM, KAWASAKI
4/156								
14X6	3B+3N	4/156	.190	14MM	RL IB	BLACK	S014-54	POLARIS
14X6	4B+2N	4/156	.190	14MM	RL IB	BLACK	S014-10	POLARIS
14X7	2B+5N	4/156	.190	14MM	RL IB	BLACK	S014-35	POLARIS
14X7	3B+4N	4/156	.190	14MM	RL IB	BLACK	S014-34	POLARIS
14X7	4B+3N	4/156	.190	14MM	RL IB	BLACK	S014-11	POLARIS
14X7	5B+2N	4/156	.190	14MM	RL IB	BLACK	S014-12	POLARIS
14X8	3B+5N	4/156	.190	14MM	RL IB	BLACK	S014-36	POLARIS

SIZE	OFFSET	PATTERN	THICK-NESS	HOLE	TYPE	FINISH	PART NO.	VEHICLE
14X8	4B+4N	4/156	.190	14MM	RL IB	BLACK	S014-27	POLARIS
14X8	5B+3N	4/156	.190	14MM	RL IB	BLACK	S014-13	POLARIS
14X8	6B+2N	4/156	.190	14MM	RL IB	BLACK	S014-14	POLARIS
14X9	6B+3N	4/156	.190	14MM	RL IB	BLACK	S014-15	POLARIS
14X10	4B+6N	4/156	.190	14MM	RL IB	BLACK	S014-52	POLARIS
14X10	5B+5N	4/156	.190	14MM	RL IB	BLACK	S014-24	POLARIS
14X11	5B+6N	4/156	.190	14MM	RL IB	BLACK	S014-25	POLARIS
14X11	6B+5N	4/156	.190	14MM	RL IB	BLACK	S014-53	POLARIS

## DWT SECTOR WHEEL PARTS

### ROLLED LIP HALVES (ADD .125 TO 12" WIDTHS)

WIDTH	12"	14"
1.5	S912-69	S914-01
3	S912-52	S914-03
3 NOSE - OUTER	S912-38	S914-25
4	S912-53	S914-04
4 NOSE - OUTER	S912-39	S914-26
5	S912-65	S914-05
5 NOSE - OUTER	S912-40	S914-27
6	S912-64	S914-06



BEADLOCK SECTOR DISSASSEMBLED

### BEADLOCK HALVES

WIDTH	12"	14"
1.25	S912-48	S914-12
3	S912-49	S914-13
4	S912-54	S914-14
5	S912-55	S914-15
6	S912-56	S914-16

### BILLET CENTERS

SIZE	4/110	4/115	4/136	4/156
12"	S912-63	S912-62	S912-61	S912-57
14"	S914-96	S914-97	S914-98	S914-99



CENTER BOLT KIT

### SECTOR BEADLOCK RINGS - .190

SIZE	BLACK	BLUE	GREEN	RED
12"	912-59BLK	912-59B	912-59G	912-59R
14"	914-10BLK	914-10B	914-10G	914-10R

CENTER BOLT KITS CONTAIN: 12" - 12 CENTER BOLT & 12 NUTS  
14" - 16 CENTER BOLT & 16 NUTS  
NUT PLATE KITS CONTAIN: 4 NUT PLATES, 16 SREWS & 8 RIVETS

### SECTOR HARDWARE

ITEM	12"	14"
CENTER BOLT KIT	752-12C	752-14C
NUT PLATE KIT	752-12M	752-14M
O RING - 2 PCS.	752-12O	752-14O





**LIGHTWEIGHT FOR THE SAND – DURABLE FOR THE TRAIL.**  
*The Ultimate lightweight race wheel designed for the increased weight of today's Utility ATVs and SXS Vehicles.*

AVAILABLE IN POLISHED or BLACK FINISH



ULTIMATE CB



IB - INTEGRAL BEADLOCK



INNER ROLLED LIP

**WHEEL TYPE ABBREVIATION KEY:**  
 RL - ROLLED LIP  
 IB - INTEGRAL BEADLOCK  
 R - REINFORCEMENT CENTER PLATE  
 BB - BACK TO BACK  
 DBL - DOUBLE

SIZE	OFFSET	PATTERN	THICK-NESS	HOLE	TYPE	FINISH	PART NO.	VEHICLE
4/110								
12X6	4B+2N	4/110	.190	12MM	RL IB BB R	BLACK	UL12064210BLK	HONDA, KAW, SUZ, YAMAHA
12X6	4B+2N	4/110	.190	12MM	RL IB BB R	POLISHED	UL12064210P	HONDA, KAW, SUZ, YAMAHA
12X7	2B+5N	4/110	.190	12MM	RL IB BB R	BLACK	UL12072510BLK	HONDA, KAW, SUZ, YAMAHA
12X7	2B+5N	4/110	.190	12MM	RL IB BB R	POLISHED	UL12072510P	HONDA, KAW, SUZ, YAMAHA
12X7	4B+3N	4/110	.190	12MM	RL IB BB R	BLACK	UL12074310BLK	HONDA, KAW, SUZ, YAMAHA
12X7	4B+3N	4/110	.190	12MM	RL IB BB R	POLISHED	UL12074310P	HONDA, KAW, SUZ, YAMAHA
12X7	5B+2N	4/110	.190	12MM	RL IB BB R	BLACK	UL12075210BLK	HONDA, KAW, SUZ, YAMAHA
12X7	5B+2N	4/110	.190	12MM	RL IB BB R	POLISHED	UL12075210P	HONDA, KAW, SUZ, YAMAHA
12X8	3B+5N	4/110	.190	12MM	RL IB BB R	BLACK	UL12083510BLK	HONDA, KAW, SUZ, YAMAHA
12X8	3B+5N	4/110	.190	12MM	RL IB BB R	POLISHED	UL12083510P	HONDA, KAW, SUZ, YAMAHA
12X8	4B+4N	4/110	.190	12MM	RL IB BB R	BLACK	UL12084410BLK	HONDA, KAW, SUZ, YAMAHA
12X8	4B+4N	4/110	.190	12MM	RL IB BB R	POLISHED	UL12084410P	HONDA, KAW, SUZ, YAMAHA
12X8	5B+3N	4/110	.190	12MM	RL IB BB R	BLACK	UL12085310BLK	HONDA, KAW, SUZ, YAMAHA
12X8	5B+3N	4/110	.190	12MM	RL IB BB R	POLISHED	UL12085310P	HONDA, KAW, SUZ, YAMAHA
12X10	5B+5N	4/110	.190	12MM	RL IB BB R	BLACK	UL12105510BLK	HONDA, KAW, SUZ, YAMAHA
12X10	5B+5N	4/110	.190	12MM	RL IB BB R	POLISHED	UL12105510P	HONDA, KAW, SUZ, YAMAHA
12X11	5B+6N	4/110	.190	12MM	RL IB BB R	BLACK	UL12115610BLK	HONDA, KAW, SUZ, YAMAHA
12X11	5B+6N	4/110	.190	12MM	RL IB BB R	POLISHED	UL12115610P	HONDA, KAW, SUZ, YAMAHA
4/115								
12X6	4B+2N	4/115	.190	12MM	RL IB BB R	BLACK	UL12064215BLK	ARCTIC CAT
12X6	4B+2N	4/115	.190	12MM	RL IB BB R	POLISHED	UL12064215P	ARCTIC CAT
12X7	2B+5N	4/115	.190	12MM	RL IB BB R	BLACK	UL12072515BLK	ARCTIC CAT
12X7	2B+5N	4/115	.190	12MM	RL IB BB R	POLISHED	UL12072515P	ARCTIC CAT
12X7	4B+3N	4/115	.190	12MM	RL IB BB R	BLACK	UL12074315BLK	ARCTIC CAT
12X7	4B+3N	4/115	.190	12MM	RL IB BB R	POLISHED	UL12074315P	ARCTIC CAT
12X7	5B+2N	4/115	.190	12MM	RL IB BB R	BLACK	UL12075215BLK	ARCTIC CAT
12X7	5B+2N	4/115	.190	12MM	RL IB BB R	POLISHED	UL12075215P	ARCTIC CAT

SIZE	OFFSET	PATTERN	THICK-NESS	HOLE	TYPE	FINISH	PART NO.	VEHICLE
12X8	3B+5N	4/115	.190	12MM	RL IB BB R	BLACK	UL12083515BLK	ARCTIC CAT
12X8	3B+5N	4/115	.190	12MM	RL IB BB R	POLISHED	UL12083515P	ARCTIC CAT
12X8	4B+4N	4/115	.190	12MM	RL IB BB R	BLACK	UL12084415BLK	ARCTIC CAT
12X8	4B+4N	4/115	.190	12MM	RL IB BB R	POLISHED	UL12084415P	ARCTIC CAT
12X8	5B+3N	4/115	.190	12MM	RL IB BB R	BLACK	UL12085315BLK	ARCTIC CAT
12X8	5B+3N	4/115	.190	12MM	RL IB BB R	POLISHED	UL12085315P	ARCTIC CAT
12X10	5B+5N	4/115	.190	12MM	RL IB BB R	BLACK	UL12105515BLK	ARCTIC CAT
12X10	5B+5N	4/115	.190	12MM	RL IB BB R	POLISHED	UL12105515P	ARCTIC CAT
12X11	5B+6N	4/115	.190	12MM	RL IB BB R	BLACK	UL12115615BLK	ARCTIC CAT
12X11	5B+6N	4/115	.190	12MM	RL IB BB R	POLISHED	UL12115615P	ARCTIC CAT
4/136								
12X6	4B+2N	4/136	.190	12MM	RL IB BB R	BLACK	UL12064236BLK	CAN-AM, KAWASAKI
12X6	4B+2N	4/136	.190	12MM	RL IB BB R	POLISHED	UL12064236P	CAN-AM, KAWASAKI
12X7	2B+5N	4/136	.190	12MM	RL IB BB R	BLACK	UL12072536BLK	CAN-AM, KAWASAKI
12X7	2B+5N	4/136	.190	12MM	RL IB BB R	POLISHED	UL12072536P	CAN-AM, KAWASAKI
12X7	4B+3N	4/136	.190	12MM	RL IB BB R	BLACK	UL12074336BLK	CAN-AM, KAWASAKI
12X7	4B+3N	4/136	.190	12MM	RL IB BB R	POLISHED	UL12074336P	CAN-AM, KAWASAKI
12X7	5B+2N	4/136	.190	12MM	RL IB BB R	BLACK	UL12075236BLK	CAN-AM, KAWASAKI, HON PION 1K
12X7	5B+2N	4/136	.190	12MM	RL IB BB R	POLISHED	UL12075236P	CAN-AM, KAWASAKI, HON PION 1K
12X8	3B+5N	4/136	.190	12MM	RL IB BB R	BLACK	UL12083536BLK	CAN-AM, KAWASAKI
12X8	3B+5N	4/136	.190	12MM	RL IB BB R	POLISHED	UL12083536P	CAN-AM, KAWASAKI
12X8	4B+4N	4/136	.190	12MM	RL IB BB R	BLACK	UL12084436BLK	CAN-AM, KAWASAKI
12X8	4B+4N	4/136	.190	12MM	RL IB BB R	POLISHED	UL12084436P	CAN-AM, KAWASAKI
12X8	5B+3N	4/136	.190	12MM	RL IB BB R	BLACK	UL12085336BLK	CAN-AM, KAWASAKI
12X8	5B+3N	4/136	.190	12MM	RL IB BB R	POLISHED	UL12085336P	CAN-AM, KAWASAKI
12X10	4B+6N	4/136	.190	12MM	RL IB BB R	BLACK	UL12104636BLK	CAN-AM, KAWASAKI
12X10	4B+6N	4/136	.190	12MM	RL IB BB R	POLISHED	UL12104636P	CAN-AM, KAWASAKI
12X10	5B+5N	4/136	.190	12MM	RL IB BB R	BLACK	UL12105536BLK	CAN-AM, KAWASAKI
12X10	5B+5N	4/136	.190	12MM	RL IB BB R	POLISHED	UL12105536P	CAN-AM, KAWASAKI
12X11	5B+6N	4/136	.190	12MM	RL IB BB R	BLACK	UL12115636BLK	CAN-AM, KAWASAKI
12X11	5B+6N	4/136	.190	12MM	RL IB BB R	POLISHED	UL12115636P	CAN-AM, KAWASAKI
4/156								
12X6	4B+2N	4/156	.190	12MM	RL IB BB R	BLACK	UL12064256BLK	POLARIS
12X6	4B+2N	4/156	.190	12MM	RL IB BB R	POLISHED	UL12064256P	POLARIS
12X7	2B+5N	4/156	.190	12MM	RL IB BB R	BLACK	UL12072556BLK	POLARIS
12X7	2B+5N	4/156	.190	12MM	RL IB BB R	POLISHED	UL12072556P	POLARIS
12X7	4B+3N	4/156	.190	12MM	RL IB BB R	BLACK	UL12074356BLK	POLARIS
12X7	4B+3N	4/156	.190	12MM	RL IB BB R	POLISHED	UL12074356P	POLARIS
12X7	5B+2N	4/156	.190	12MM	RL IB BB R	BLACK	UL12075256BLK	POLARIS
12X7	5B+2N	4/156	.190	12MM	RL IB BB R	POLISHED	UL12075256P	POLARIS
12X8	3B+5N	4/156	.190	12MM	RL IB BB R	BLACK	UL12083556BLK	POLARIS
12X8	3B+5N	4/156	.190	12MM	RL IB BB R	POLISHED	UL12083556P	POLARIS
12X8	4B+4N	4/156	.190	12MM	RL IB BB R	BLACK	UL12084456BLK	POLARIS
12X8	4B+4N	4/156	.190	12MM	RL IB BB R	POLISHED	UL12084456P	POLARIS
12X8	5B+3N	4/156	.190	12MM	RL IB BB R	BLACK	UL12085356BLK	POLARIS
12X8	5B+3N	4/156	.190	12MM	RL IB BB R	POLISHED	UL12085356P	POLARIS
12X10	4B+6N	4/156	.190	12MM	RL IB BB R	BLACK	UL12104656BLK	POLARIS
12X10	4B+6N	4/156	.190	12MM	RL IB BB R	POLISHED	UL12104656P	POLARIS

SIZE	OFFSET	PATTERN	THICK-NESS	HOLE	TYPE	FINISH	PART NO.	VEHICLE
12X10	5B+5N	4/156	.190	12MM	RL IB BB R	BLACK	UL12105556BLK	POLARIS
12X10	5B+5N	4/156	.190	12MM	RL IB BB R	POLISHED	UL12105556P	POLARIS
12X11	5B+6N	4/156	.190	12MM	RL IB BB R	BLACK	UL12115656BLK	POLARIS
12X11	5B+6N	4/156	.190	12MM	RL IB BB R	POLISHED	UL12115656P	POLARIS
4/110								
14X6	4B+2N	4/110	.190	12MM	RL IB BB R	BLACK	UL14064210BLK	HONDA, KAW, SUZ, YAMAHA
14X6	4B+2N	4/110	.190	12MM	RL IB BB R	POLISHED	UL14064210P	HONDA, KAW, SUZ, YAMAHA
14X7	2B+5N	4/110	.190	12MM	RL IB BB R	BLACK	UL14072510BLK	HONDA, KAW, SUZ, YAMAHA
14X7	2B+5N	4/110	.190	12MM	RL IB BB R	POLISHED	UL14072510P	HONDA, KAW, SUZ, YAMAHA
14X7	4B+3N	4/110	.190	12MM	RL IB BB R	BLACK	UL14074310BLK	HONDA, KAW, SUZ, YAMAHA
14X7	4B+3N	4/110	.190	12MM	RL IB BB R	POLISHED	UL14074310P	HONDA, KAW, SUZ, YAMAHA
14X7	5B+2N	4/110	.190	12MM	RL IB BB R	BLACK	UL14075210BLK	HONDA, KAW, SUZ, YAMAHA
14X7	5B+2N	4/110	.190	12MM	RL IB BB R	POLISHED	UL14075210P	HONDA, KAW, SUZ, YAMAHA
14X8	3B+5N	4/110	.190	12MM	RL IB BB R	BLACK	UL14083510BLK	HONDA, KAW, SUZ, YAMAHA
14X8	3B+5N	4/110	.190	12MM	RL IB BB R	POLISHED	UL14083510P	HONDA, KAW, SUZ, YAMAHA
14X8	4B+4N	4/110	.190	12MM	RL IB BB R	BLACK	UL14084410BLK	HONDA, KAW, SUZ, YAMAHA
14X8	4B+4N	4/110	.190	12MM	RL IB BB R	POLISHED	UL14084410P	HONDA, KAW, SUZ, YAMAHA
14X8	5B+3N	4/110	.190	12MM	RL IB BB R	BLACK	UL14085310BLK	HONDA, KAW, SUZ, YAMAHA
14X8	5B+3N	4/110	.190	12MM	RL IB BB R	POLISHED	UL14085310P	HONDA, KAW, SUZ, YAMAHA
14X10	5B+5N	4/110	.190	12MM	RL IB BB R	BLACK	UL14105510BLK	HONDA, KAW, SUZ, YAMAHA
14X10	5B+5N	4/110	.190	12MM	RL IB BB R	POLISHED	UL14105510P	HONDA, KAW, SUZ, YAMAHA
4/115								
14X6	4B+2N	4/115	.190	12MM	RL IB BB R	BLACK	UL14064215BLK	ARCTIC CAT
14X6	4B+2N	4/115	.190	12MM	RL IB BB R	POLISHED	UL14064215P	ARCTIC CAT
14X7	2B+5N	4/115	.190	12MM	RL IB BB R	BLACK	UL14072515BLK	ARCTIC CAT
14X7	2B+5N	4/115	.190	12MM	RL IB BB R	POLISHED	UL14072515P	ARCTIC CAT
14X7	4B+3N	4/115	.190	12MM	RL IB BB R	BLACK	UL14074315BLK	ARCTIC CAT
14X7	4B+3N	4/115	.190	12MM	RL IB BB R	POLISHED	UL14074315P	ARCTIC CAT
14X7	5B+2N	4/115	.190	12MM	RL IB BB R	BLACK	UL14075215BLK	ARCTIC CAT
14X7	5B+2N	4/115	.190	12MM	RL IB BB R	POLISHED	UL14075215P	ARCTIC CAT
14X8	3B+5N	4/115	.190	12MM	RL IB BB R	BLACK	UL14083515BLK	ARCTIC CAT
14X8	3B+5N	4/115	.190	12MM	RL IB BB R	POLISHED	UL14083515P	ARCTIC CAT
14X8	4B+4N	4/115	.190	12MM	RL IB BB R	BLACK	UL14084415BLK	ARCTIC CAT
14X8	4B+4N	4/115	.190	12MM	RL IB BB R	POLISHED	UL14084415P	ARCTIC CAT
14X8	5B+3N	4/115	.190	12MM	RL IB BB R	BLACK	UL14085315BLK	ARCTIC CAT
14X8	5B+3N	4/115	.190	12MM	RL IB BB R	POLISHED	UL14085315P	ARCTIC CAT
14X10	5B+5N	4/115	.190	12MM	RL IB BB R	BLACK	UL14105515BLK	ARCTIC CAT
14X10	5B+5N	4/115	.190	12MM	RL IB BB R	POLISHED	UL14105515P	ARCTIC CAT
14X11	5B+6N	4/115	.190	12MM	RL IB BB R	BLACK	UL14115615BLK	ARCTIC CAT
14X11	5B+6N	4/115	.190	12MM	RL IB BB R	POLISHED	UL14115615P	ARCTIC CAT
4/136								
14X6	4B+2N	4/136	.190	12MM	RL IB BB R	BLACK	UL14064236BLK	CAN-AM, KAWASAKI
14X6	4B+2N	4/136	.190	12MM	RL IB BB R	POLISHED	UL14064236P	CAN-AM, KAWASAKI
14X7	2B+5N	4/136	.190	12MM	RL IB BB R	BLACK	UL14072536BLK	CAN-AM, KAWASAKI
14X7	2B+5N	4/136	.190	12MM	RL IB BB R	POLISHED	UL14072536P	CAN-AM, KAWASAKI
14X7	4B+3N	4/136	.190	12MM	RL IB BB R	BLACK	UL14074336BLK	CAN-AM, KAWASAKI
14X7	4B+3N	4/136	.190	12MM	RL IB BB R	POLISHED	UL14074336P	CAN-AM, KAWASAKI
14X7	5B+2N	4/136	.190	12MM	RL IB BB R	BLACK	UL14075236BLK	CAN-AM, KAWASAKI, HON PION 1K
14X7	5B+2N	4/136	.190	12MM	RL IB BB R	POLISHED	UL14075236P	CAN-AM, KAWASAKI, HON PION 1K

SIZE	OFFSET	PATTERN	THICK-NESS	HOLE	TYPE	FINISH	PART NO.	VEHICLE
14X8	3B+5N	4/136	.190	12MM	RL IB BB R	BLACK	UL14083536BLK	CAN-AM, KAWASAKI
14X8	3B+5N	4/136	.190	12MM	RL IB BB R	POLISHED	UL14083536P	CAN-AM, KAWASAKI
14X8	4B+4N	4/136	.190	12MM	RL IB BB R	BLACK	UL14084436BLK	CAN-AM, KAWASAKI
14X8	4B+4N	4/136	.190	12MM	RL IB BB R	POLISHED	UL14084436P	CAN-AM, KAWASAKI
14X8	5B+3N	4/136	.190	12MM	RL IB BB R	BLACK	UL14085336BLK	CAN-AM, KAWASAKI
14X8	5B+3N	4/136	.190	12MM	RL IB BB R	POLISHED	UL14085336P	CAN-AM, KAWASAKI
14X10	5B+5N	4/136	.190	12MM	RL IB BB R	BLACK	UL14105536BLK	CAN-AM, KAWASAKI
14X10	5B+5N	4/136	.190	12MM	RL IB BB R	POLISHED	UL14105536P	CAN-AM, KAWASAKI
4/156								
14X6	4B+2N	4/156	.190	12MM	RL IB BB R	BLACK	UL14064256BLK	POLARIS
14X6	4B+2N	4/156	.190	12MM	RL IB BB R	POLISHED	UL14064256P	POLARIS
14X7	2B+5N	4/156	.190	12MM	RL IB BB R	BLACK	UL14072556BLK	POLARIS
14X7	2B+5N	4/156	.190	12MM	RL IB BB R	POLISHED	UL14072556P	POLARIS
14X7	4B+3N	4/156	.190	12MM	RL IB BB R	BLACK	UL14074356BLK	POLARIS
14X7	4B+3N	4/156	.190	12MM	RL IB BB R	POLISHED	UL14074356P	POLARIS
14X7	5B+2N	4/156	.190	12MM	RL IB BB R	BLACK	UL14075256BLK	POLARIS
14X7	5B+2N	4/156	.190	12MM	RL IB BB R	POLISHED	UL14075256P	POLARIS
14X8	3B+5N	4/156	.190	12MM	RL IB BB R	BLACK	UL14083556BLK	POLARIS
14X8	3B+5N	4/156	.190	12MM	RL IB BB R	POLISHED	UL14083556P	POLARIS
14X8	4B+4N	4/156	.190	12MM	RL IB BB R	BLACK	UL14084456BLK	POLARIS
14X8	4B+4N	4/156	.190	12MM	RL IB BB R	POLISHED	UL14084456P	POLARIS
14X8	5B+3N	4/156	.190	12MM	RL IB BB R	BLACK	UL14085356BLK	POLARIS
14X8	5B+3N	4/156	.190	12MM	RL IB BB R	POLISHED	UL14085356P	POLARIS
14X10	5B+5N	4/156	.190	12MM	RL IB BB R	BLACK	UL14105556BLK	POLARIS
14X10	5B+5N	4/156	.190	12MM	RL IB BB R	POLISHED	UL14105556P	POLARIS
14X11	5B+6N	4/156	.190	12MM	RL IB BB R	BLACK	UL14115656BLK	POLARIS
14X11	5B+6N	4/156	.190	12MM	RL IB BB R	POLISHED	UL14115656P	POLARIS
RZR 1000 WHEELS ONLY - [15MM BOLT HOLE, 4.5 CTR HOLE]								
14X6	4B+2N	4/156	.190	15MM	RL IB BB R	BLACK	UL14064256B-1K	POLARIS
14X6	4B+2N	4/156	.190	15MM	RL IB BB R	POLISHED	UL14064256P-1K	POLARIS
14X7	2B+5N	4/156	.190	15MM	RL IB BB R	BLACK	UL14072556B-1K	POLARIS
14X7	2B+5N	4/156	.190	15MM	RL IB BB R	POLISHED	UL14072556P-1K	POLARIS
14X7	4B+3N	4/156	.190	15MM	RL IB BB R	BLACK	UL14074356B-1K	POLARIS
14X7	4B+3N	4/156	.190	15MM	RL IB BB R	POLISHED	UL14074356P-1K	POLARIS
14X7	5B+2N	4/156	.190	15MM	RL IB BB R	BLACK	UL14075256B-1K	POLARIS
14X7	5B+2N	4/156	.190	15MM	RL IB BB R	POLISHED	UL14075256P-1K	POLARIS
14X8	3B+5N	4/156	.190	15MM	RL IB BB R	BLACK	UL14083556B-1K	POLARIS
14X8	3B+5N	4/156	.190	15MM	RL IB BB R	POLISHED	UL14083556P-1K	POLARIS
14X8	4B+4N	4/156	.190	15MM	RL IB BB R	BLACK	UL14084456B-1K	POLARIS
14X8	4B+4N	4/156	.190	15MM	RL IB BB R	POLISHED	UL14084456P-1K	POLARIS
14X8	5B+3N	4/156	.190	15MM	RL IB BB R	BLACK	UL14085356B-1K	POLARIS
14X8	5B+3N	4/156	.190	15MM	RL IB BB R	POLISHED	UL14085356P-1K	POLARIS
14X10	5B+5N	4/156	.190	15MM	RL IB BB R	BLACK	UL14105556B-1K	POLARIS
14X10	5B+5N	4/156	.190	15MM	RL IB BB R	POLISHED	UL14105556P-1K	POLARIS
14X11	5B+6N	4/156	.190	15MM	RL IB BB R	BLACK	UL14115656B-1K	POLARIS
14X11	5B+6N	4/156	.190	15MM	RL IB BB R	POLISHED	UL14115656P-1K	POLARIS



**NEW from DWT!** 14" ULTIMATE SPORT WHEELS. OUR LATEST ADDITION TO THE ALUMILITE WHEEL LINE. THESE SUPER STRONG LIGHTWEIGHT UTILITY WHEELS will ride strong with their .190 rolled inner and outer lips and strong reinforced center!

AVAILABLE IN POLISHED or BLACK FINISH(14" only).



POLISHED



DUAL ROLLED LIP



BLACK

**WHEEL TYPE ABBREVIATION KEY:**  
 RL - ROLLED LIP  
 IB - INTEGRAL BEADLOCK  
 R - REINFORCEMENT CENTER PLATE  
 BB - BACK TO BACK  
 DBL - DOUBLE

**DWT ULTIMATE SPORT UTILITY WHEEL - 14"**

DBL RL BB = DOUBLE ROLLED LIP BACK TO BACK

SIZE	OFFSET	PATTERN	THICK-NESS	HOLE	TYPE	FINISH	PART NO.	VEHICLE
4/110								
14X8	4B+4N	4/110	.190	12MM	DBL RL BB R	BLACK	ULS14084410BLK	HONDA, KAW, SUZ, YAMAHA
14X8	4B+4N	4/110	.190	12MM	DBL RL BB R	POLISHED	ULS14084410P	HONDA, KAW, SUZ, YAMAHA
14X10	5B+5N	4/110	.190	12MM	DBL RL BB R	BLACK	ULS14105510BLK	HONDA, KAW, SUZ, YAMAHA
14X10	5B+5N	4/110	.190	12MM	DBL RL BB R	POLISHED	ULS14105510P	HONDA, KAW, SUZ, YAMAHA
14X11	5B+6N	4/110	.190	12MM	DBL RL BB R	BLACK	ULS14115610BLK	HONDA, KAW, SUZ, YAMAHA
14X11	5B+6N	4/110	.190	12MM	DBL RL BB R	POLISHED	ULS14115610P	HONDA, KAW, SUZ, YAMAHA
4/115								
14X8	4B+4N	4/115	.190	12MM	DBL RL BB R	BLACK	ULS14084415BLK	ARCTIC CAT
14X8	4B+4N	4/115	.190	12MM	DBL RL BB R	POLISHED	ULS14084415P	ARCTIC CAT
14X10	5B+5N	4/115	.190	12MM	DBL RL BB R	BLACK	ULS14105515BLK	ARCTIC CAT
14X10	5B+5N	4/115	.190	12MM	DBL RL BB R	POLISHED	ULS14105515P	ARCTIC CAT
14X11	5B+6N	4/115	.190	12MM	DBL RL BB R	BLACK	ULS14115615BLK	ARCTIC CAT
14X11	5B+6N	4/115	.190	12MM	DBL RL BB R	POLISHED	ULS14115615P	ARCTIC CAT

SIZE	OFFSET	PATTERN	THICK-NESS	HOLE	TYPE	FINISH	PART NO.	VEHICLE
4/136								
14X8	4B+4N	4/136	.190	12MM	DBL RL BB R	BLACK	ULS14084436BLK	CAN-AM, KAWASAKI
14X8	4B+4N	4/136	.190	12MM	DBL RL BB R	POLISHED	ULS14084436P	CAN-AM, KAWASAKI
14X10	5B+5N	4/136	.190	12MM	DBL RL BB R	BLACK	ULS14105536BLK	CAN-AM, KAWASAKI
14X10	5B+5N	4/136	.190	12MM	DBL RL BB R	POLISHED	ULS14105536P	CAN-AM, KAWASAKI
14X11	5B+6N	4/136	.190	12MM	DBL RL BB R	BLACK	ULS14115636BLK	CAN-AM, KAWASAKI
14X11	5B+6N	4/136	.190	12MM	DBL RL BB R	POLISHED	ULS14115636P	CAN-AM, KAWASAKI
4/156								
14X8	4B+4N	4/156	.190	12MM	DBL RL BB R	BLACK	ULS14084456BLK	POLARIS
14X8	4B+4N	4/156	.190	12MM	DBL RL BB R	POLISHED	ULS14084456P	POLARIS
14X10	5B+5N	4/156	.190	12MM	DBL RL BB R	BLACK	ULS14105556BLK	POLARIS
14X10	5B+5N	4/156	.190	12MM	DBL RL BB R	POLISHED	ULS14105556P	POLARIS
14X11	5B+6N	4/156	.190	12MM	DBL RL BB R	BLACK	ULS14115656BLK	POLARIS
14X11	5B+6N	4/156	.190	12MM	DBL RL BB R	POLISHED	ULS14115656P	POLARIS
RZR 1000 WHEELS ONLY - [15MM BOLT HOLE, 4.5 CTR HOLE]								
14X8	4B+4N	4/156	.190	15MM	DBL RL BB R	BLACK	ULS14084456B-1K	POLARIS
14X8	4B+4N	4/156	.190	15MM	DBL RL BB R	POLISHED	ULS14084456P-1K	POLARIS
14X10	5B+5N	4/156	.190	15MM	DBL RL BB R	BLACK	ULS14105556B-1K	POLARIS
14X10	5B+5N	4/156	.190	15MM	DBL RL BB R	POLISHED	ULS14105556P-1K	POLARIS
14X11	5B+6N	4/156	.190	15MM	DBL RL BB R	BLACK	ULS14115656B-1K	POLARIS
14X11	5B+6N	4/156	.190	15MM	DBL RL BB R	POLISHED	ULS14115656P-1K	POLARIS



**DIABLO**  
WHEELS

DWT LITECAST

One of our hottest cast aluminum wheel designs. It's styling and performance is sure to burn up the competition. This all new wheel is rated at 1000 lbs per wheel, which means it's strong and good looking! DWT DIABLO sets the trend in the SXS & UTV markets.

AVAILABLE IN MACHINED, BLACK, CHROME & BLACK CHROME FINISHES.

SIZE	OFFSET	B.P.	BOLT HOLE	FINISH	PART#	VEHICLE
4/110						
12X7	4+3	4/110	14MM	MACHINED	991-11	HONDA, KAWASAKI, SUZUKI, YAMAHA
12X7	4+3	4/110	14MM	BLACK	991-11B	HONDA, KAWASAKI, SUZUKI, YAMAHA
12X7	2+5	4/110	14MM	MACHINED	991-16	HONDA, KAWASAKI, SUZUKI, YAMAHA
12X7	2+5	4/110	14MM	BLACK	991-16B	HONDA, KAWASAKI, SUZUKI, YAMAHA
4/115						
12X7	4+3	4/115	14MM	MACHINED	991-20	ARCTIC CAT
12X7	4+3	4/115	14MM	BLACK	991-20B	ARCTIC CAT
12X7	2+5	4/115	14MM	MACHINED	991-25	ARCTIC CAT
12X7	2+5	4/115	14MM	BLACK	991-25B	ARCTIC CAT
4/136						
12X7	4+3	4/136	14MM	MACHINED	991-30	CAN AM, KAWASAKI
12X7	4+3	4/136	14MM	BLACK	991-30B	CAN AM, KAWASAKI
12X7	2+5	4/136	14MM	MACHINED	991-35	CAN AM, KAWASAKI
12X7	2+5	4/136	14MM	BLACK	991-35B	CAN AM, KAWASAKI
4/156						
12X7	4+3	4/156	14MM	MACHINED	991-40	POLARIS
12X7	4+3	4/156	14MM	BLACK	991-40B	POLARIS
12X7	2+5	4/156	14MM	MACHINED	991-45	POLARIS
12X7	2+5	4/156	14MM	BLACK	991-45B	POLARIS



BLACK REAR



MACHINED FRONT

SUPERCHARGED BLING for your UTILITY QUAD, SXS or GOLF KART. Our Newest Cast Aluminum Wheel. With it's explosive styling and hot performance, it's sure to burn the competition up with envy. This awesome new wheel is fully loaded with type, performance and signature DWT dependability.

**NITRO**  
WHEELS

DWT LITECAST

AVAILABLE IN MACHINED AND BLACK FINISHES.

SIZE	OFFSET	B.P.	BOLT HOLE	FINISH	PART#	VEHICLE
4/4						
12X7	2+5	4/4	14MM	MACHINED	989-05	GOLF
12X7	2+5	4/4	14MM	BLACK	989-05B	GOLF
4/110						
12X7	4+3	4/110	14MM	MACHINED	989-10	HONDA, KAWASAKI, SUZUKI, YAMAHA
12X7	4+3	4/110	14MM	BLACK	989-10B	HONDA, KAWASAKI, SUZUKI, YAMAHA
12X7	2+5	4/110	14MM	MACHINED	989-15	HONDA, KAWASAKI, SUZUKI, YAMAHA
12X7	2+5	4/110	14MM	BLACK	989-15B	HONDA, KAWASAKI, SUZUKI, YAMAHA
4/115						
12X7	4+3	4/115	14MM	MACHINED	989-20	ARCTIC CAT
12X7	4+3	4/115	14MM	BLACK	989-20B	ARCTIC CAT
12X7	2+5	4/115	14MM	MACHINED	989-25	ARCTIC CAT
12X7	2+5	4/115	14MM	BLACK	989-25B	ARCTIC CAT
4/137						
12X7	4+3	4/137	14MM	MACHINED	989-30	CAN AM, KAWASAKI
12X7	4+3	4/137	14MM	BLACK	989-30B	CAN AM, KAWASAKI
12X7	2+5	4/137	14MM	MACHINED	989-35	CAN AM, KAWASAKI
12X7	2+5	4/137	14MM	BLACK	989-35B	CAN AM, KAWASAKI
4/156						
12X7	4+3	4/156	14MM	MACHINED	989-40	POLARIS
12X7	4+3	4/156	14MM	BLACK	989-40B	POLARIS
12X7	2+5	4/156	14MM	MACHINED	989-45	POLARIS
12X7	2+5	4/156	14MM	BLACK	989-45B	POLARIS



MACHINED



BLACK



**DIABLO**  
BEADLOCK  
WHEELS

DWT LITECAST

With it's wicked styling and performance, it's sure to scare the competition off the track. NOW IN BEADLOCK! Bring the bling to the strip with your ATV, SXS or PIT VEHICLE...and turn up the heat on the competition! DWT's all new Diablo has the performance and hot new type you need!

AVAILABLE IN MACHINED OR BLACK FINISH.

SIZE	OFFSET	B.P.	BOLT HOLE	FINISH	PART#	VEHICLE
4/110-115						
12X7	4+3	4/110-115	14MM	MACHINED	990-10	ARCTIC CAT, HONDA, KAWASAKI, SUZUKI, YAMAHA
12X7	4+3	4/110-115	14MM	BLACK	990-10B	ARCTIC CAT, HONDA, KAWASAKI, SUZUKI, YAMAHA
12X7	2+5	4/110-115	14MM	MACHINED	990-15	ARCTIC CAT, HONDA, KAWASAKI, SUZUKI, YAMAHA
12X7	2+5	4/110-115	14MM	BLACK	990-15B	ARCTIC CAT, HONDA, KAWASAKI, SUZUKI, YAMAHA
4/136						
12X7	4+3	4/136	14MM	MACHINED	990-30	CAN AM, KAWASAKI
12X7	4+3	4/136	14MM	BLACK	990-30B	CAN AM, KAWASAKI
12X7	2+5	4/136	14MM	MACHINED	990-35	CAN AM, KAWASAKI
12X7	2+5	4/136	14MM	BLACK	990-35B	CAN AM, KAWASAKI
4/156						
12X7	4+3	4/156	14MM	MACHINED	990-40	POLARIS
12X7	4+3	4/156	14MM	BLACK	990-40B	POLARIS



MACHINED FRONT



BLACK REAR

- MADE IN U.S.A.
- MOLDED CENTER CAP INCLUDED
- PRE-INSTALLED VALVE STEMS
- TAPERED LUG NUTS SOLD SEPARATELY
- AVAILABLE IN BLACK FINISH



A new proudly American made Cast Aluminum Wheel. Designed, engineered, tested and produced in the U.S.A. with high quality, High style and affordability in mind. Cast in high quality lightweight yet strong heat treated aluminum and features a DWT champion quality aluminum beadlock ring. Heat treated and machined to perfection. This awesome new wheel is fully loaded with style, performance and the signature DWT dependability known the world over.

AVAILABLE IN MACHINED OR BLACK FINISH.

OUR NEWEST PROUDLY AMERICAN MADE CAST ALUMINUM WHEEL. Designed, engineered, tested and produced in the U.S.A. with HIGH QUALITY, HIGH Type and AFFORDABILITY in mind. Cast in high quality lightweight yet strong heat treated aluminum. This awesome new wheel is fully loaded with type, performance and the signature DWT dependability known the world over.

AVAILABLE IN BLACK FINISH.



MAKE	MODEL	SIZE	B.P.	OFFSET	PART#
ARCTIC CAT	PROWLER, 06-16	14X7	4/115	4+3	986-30B
	WILDCAT 4WD, 12-16	14X7	4/115	4+3	986-30B
CAN-AM	COMMANDER 800 / 1000, 11-16	14X7	4/137	4+3	986-35B
HONDA	PIONEER 1000, 2016	14X7	4/137	4+3	986-35B
POLARIS	SPORTSMAN XP 550/850/1000, 09-15	14X7	4/156	4+3	986-40B
	RZR XP 1000, 13-16	14X7	4/156	4+3	986-40B
YAMAHA	YZZ1000 2016	14X7	4/110	4+3	986-25B



- MADE IN U.S.A.
- MOLDED CENTER CAP INCLUDED
- PRE-INSTALLED VALVE STEMS
- TAPERED LUG NUTS SOLD SEPARATELY
- AVAILABLE IN BLACK FINISH

- MADE IN U.S.A.
- HIGH PERFORMANCE DWT BEADLOCK
- MOLDED CENTER CAP INCLUDED
- PRE-INSTALLED VALVE STEMS
- TAPERED LUG NUTS SOLD SEPARATELY
- AVAILABLE IN BLACK FINISH
- 14MM BOLT HOLE

### STEALTH WHEELS BY SIZE

#### 12" STEALTH BY SIZE

SIZE	OFFSET	B.P.	BOLT HOLE	FINISH	PART#	VEHICLE
12X7	4+3	4/110	14MM	BLACK	987-10B	HONDA(EXC PIONEER 1K), KAWASAKI, SUZUKI, YAMAHA
12X7	4+3	4/115	14MM	BLACK	987-20B	ARCTIC CAT
12X7	4+3	4/136	14MM	BLACK	987-30B	CAN AM, HONDA PION 1K, KAW
12X7	4+3	4/156	14MM	BLACK	987-40B	POLARIS

#### 14" STEALTH BY SIZE

SIZE	OFFSET	B.P.	BOLT HOLE	FINISH	PART#	VEHICLE
14X8	4+4	4/136	14MM	BLACK	987-33B	CAN AM, HONDA PION 1K, KAW
14X10	5+5	4/136	14MM	BLACK	987-34B	CAN AM, HONDA PION 1K, KAW
14X8	4+4	4/156	14MM	BLACK	987-43B	POLARIS
14X10	5+5	4/156	14MM	BLACK	987-44B	POLARIS

### STEALTH WHEELS BY MAKE

#### 14" STEALTH BY MAKE

MAKE	MODEL	SIZE	B.P.	OFFSET	PART#
ARCTIC CAT	PROWLER, 06-16	14X7	4/115	4+3	987-30B
	WILDCAT 4WD, 12-16	14X7	4/115	4+3	987-30B
CAN-AM	COMMANDER 800 / 1000, 11-16	14X7	4/137	4+3	987-35B
	*UPGRADE*	14X8	4/136	4+4	987-33B
	*UPGRADE*	14X10	4/136	5+5	987-34B
HONDA	PIONEER 1000, 2016	14X7	4/137	4+3	987-35B
	*UPGRADE*	14X8	4/136	4+4	987-33B
	*UPGRADE*	14X10	4/136	5+5	987-34B
POLARIS	SPORTSMAN XP 550/850/1000, 09-15	14X7	4/156	4+3	987-40B
	RZR XP 1000, 13-16	14X7	4/156	4+3	987-40B
	*UPGRADE*	14X8	4/156	4+4	987-43B
	*UPGRADE*	14X10	4/156	5+5	987-44B
YAMAHA	YZZ1000 2016	14X7	4/110	4+3	987-25B



Our latest high quality American Made cast aluminum Beadlock utility ATV/SXS wheel. Designed, engineered, tested and produced in the U.S.A. with high quality, High style and affordability in mind. Cast in lightweight yet strong heat treated aluminum and features a champion quality aluminum beadlock. Heat treated and machined to perfection. Fully loaded with style, performance and the signature DWT dependability known the world over.

AVAILABLE IN MACHINED OR BLACK FINISH.

MAKE	MODEL	SIZE	B.P.	OFFSET	PART#
ARCTIC CAT	PROWLER, 06-16	14X7	4/115	4+3	985-30B
	WILDCAT 4WD, 12-16	14X7	4/115	4+3	985-30B
CAN-AM	COMMANDER 800 / 1000, 11-16	14X7	4/137	4+3	985-35B
HONDA	PIONEER 1000, 2016	14X7	4/137	4+3	985-35B
POLARIS	SPORTSMAN XP 550/850/1000, 09-15	14X7	4/156	4+3	985-40B
	RZR XP 1000, 13-16	14X7	4/156	4+3	985-40B
YAMAHA	YZZ1000 2016	14X7	4/110	4+3	985-25B



- MADE IN U.S.A.
- HIGH PERFORMANCE DWT BEADLOCK
- MOLDED CENTER CAP INCLUDED
- PRE-INSTALLED VALVE STEMS
- TAPERED LUG NUTS SOLD SEPARATELY
- AVAILABLE IN BLACK FINISH
- 14MM BOLT HOLE

**STEALTH WHEELS BY MAKE - CONTINUED**

**12" STEALTH BY MAKE**

MAKE	MODEL	SIZE	B.P.	OFFSET	PART#
ARCTIC CAT	250 2WD/4WD, 99-07	12X7	4/115	4+3	987-20B
	300 2WD/4WD, 98-03	12X7	4/115	4+3	987-20B
	366 2WD/4WD, 07-08	12X7	4/115	4+3	987-20B
	400I 2WD/4WD, 02-08 IRS *	12X7	4/115	4+3	987-20B
	450I 4WD, 11-13 IRS *	12X7	4/115	4+3	987-20B
	500I 4WD, 02-13 IRS *	12X7	4/115	4+3	987-20B
	650I 4WD, 04-13 IRS *	12X7	4/115	4+3	987-20B
	700I 4WD, 07-12 IRS *	12X7	4/115	4+3	987-20B
	1000 THUNDERCAT 4WD, 08-13 IRS *	12X7	4/115	4+3	987-20B
CAN-AM	OUTLANDER 330, 03-10	12X7	4/137	4+3	987-30B
	OUTLANDER 400, 03-16	12X7	4/137	4+3	987-30B
	OUTLANDER 500, 07-16	12X7	4/137	4+3	987-30B
	OUTLANDER 650, 06-16	12X7	4/137	4+3	987-30B
	OUTLANDER 800, 06-16	12X7	4/137	4+3	987-30B
	OUTLANDER 1000, 12-16	12X7	4/137	4+3	987-30B
	TRAXTER 500 4WD, 99-05	12X7	4/110	4+3	987-10B
	QUEST 500/650 4WD, 00-05	12X7	4/110	4+3	987-10B
	RENEGADE 500 / 800, 07-13	12X7	4/137	4+3	987-30B
	RENEGADE 1000, 12-16	12X7	4/137	4+3	987-30B
	MAVERICK 1000, 13-16	12X7	4/137	4+3	987-30B
HONDA	TRX 350 RANCHER S-ES 2WD/4WD 00-09	12X7	4/110	4+3	987-10B
	TRX 400/420 RANCHER AT 4WD, 04-09	12X7	4/110	4+3	987-10B
	TRX 420 RANCHER AT 4WD, 2009 IRS*	12X7	4/110	4+3	987-10B
	TRX 450 FOREMAN S-ES 4WD, 98-04	12X7	4/110	4+3	987-10B
	TRX 500 FOREMAN S-ES 4WD, 05-16	12X7	4/110	4+3	987-10B
	TRX 500 RUBICON 4WD, 01-16	12X7	4/110	4+3	987-10B
	TRX 650 RINCON, 03-07 +	12X7	4/110	4+3	987-10B
	TRX 680 RINCON, 06-16 IRS *+	12X7	4/110	4+3	987-10B
	PIONEER 700, '14-'16	12X7	4/110	4+3	987-10B
	PIONEER 1000, 2016	12X7	4/137	4+3	987-30B
KAWASAKI	BRUTE FORCE 300, 2012 - REAR	12X7	4/110	4+3	987-10B
	PRAIRIE 300 2WD/4WD, 99-05	12X7	4/137	4+3	987-30B
	PRAIRIE 360 2WD/4WD, 03-12	12X7	4/137	4+3	987-30B
	PRAIRIE 400 2WD/4WD, 97-05	12X7	4/137	4+3	987-30B
	PRAIRIE 650/700 4WD, 02-06	12X7	4/137	4+3	987-30B
	BRUTE FORCE 650 4WD, 03-12	12X7	4/137	4+3	987-30B
	BRUTE FORCE 650I 4WD, 06-12 IRS *	12X7	4/110	4+3	987-10B
	BRUTE FORCE 750I 4WD, 05-07 IRS *	12X7	4/110	4+3	987-10B
	MULE PRO-FXT, 15-16	12X7	4/156	4+3	987-40B

**12" STEALTH BY MAKE - CONTINUED**

MAKE	MODEL	SIZE	B.P.	OFFSET	PART#
POLARIS	XPEDITION 325 4X4, 00-02	12X7	4/156	4+3	987-40B
	TRAIL BOSS 4X4 350L/400L, 90-94	12X7	4/156	4+3	987-40B
	MAGNUM 4X4 425L, 95-98	12X7	4/156	4+3	987-40B
	SPORTSMAN 400, 01-08	12X7	4/156	4+3	987-40B
	XPLORER 4X4 400L, 95-02	12X7	4/156	4+3	987-40B
	XPEDITION 425 4X4, 00-02	12X7	4/156	4+3	987-40B
	SPORTSMAN 500 4X4, 96-08	12X7	4/156	4+3	987-40B
	MAGNUM 500 4X4, 99-01	12X7	4/156	4+3	987-40B
	SPORTSMAN 600/700 4X4, 02-13	12X7	4/156	4+3	987-40B
	SPORTSMAN 800 4X4, 05-13	12X7	4/156	4+3	987-40B
	DIESEL 4X4, 99-06	12X7	4/156	4+3	987-40B
	BIG BOSS 400L 6X6, 95-97	12X7	4/156	4+3	987-40B
	MAGNUM 425 2X4, 4X4, 6X6 95-98	12X7	4/156	4+3	987-40B
	RANGER 400, 4X4, 10-14	12X7	4/156	4+3	987-40B
	RANGER, 98-03	12X7	4/156	4+3	987-40B
	RANGER XP 900, 13-15	12X7	4/156	4+3	987-40B
	RZR 570, 800, 800-S 08-14	12X7	4/156	4+3	987-40B
	RZR XP 900, 11-14	12X7	4/156	4+3	987-40B
	RZR 900 (ALL) , 2015	12X7	4/156	4+3	987-40B
SUZUKI	EIGER 400, AUTO 2WD/2WD, 02-04	12X7	4/110	4+3	987-10B
	EIGER 400 AUTO 4WD/4WD, 02-07	12X7	4/110	4+3	987-10B
	KING QUAD 400 4X4, 08-16	12X7	4/110	4+3	987-10B
	KING QUAD 450 4X4, 07-10 IRS *	12X7	4/110	4+3	987-10B
	KING QUAD 500, 09-16 IRS *	12X7	4/110	4+3	987-10B
	VINSON 500 4X4, 03-07	12X7	4/110	4+3	987-10B
	TWIN PEAKS 700 4X4, 04-05	12X7	4/137	4+3	987-30B
	KING QUAD 700 4X4, 05-07 IRS *	12X7	4/110	4+3	987-10B
	KING QUAD 750 4X4, 08-16 IRS *	12X7	4/110	4+3	987-10B
YAMAHA	YFM 350/450 WOLVERINE, 95-08	12X7	4/110	4+3	987-10B
	350 BIG BEAR 2WD, 96-05	12X7	4/110	4+3	987-10B
	350/400 BIG BEAR 4WD, 87-06	12X7	4/110	4+3	987-10B
	350 BIG BEAR 4WD, 07-08 STRAIGHT-AXLE	12X7	4/110	4+3	987-10B
	350/450 GRIZZLY 4WD, 07-13 IRS *	12X7	4/110	4+3	987-10B
	YFM 350 BRUIN 4WD, 04-06	12X7	4/110	4+3	987-10B
	400 BIG BEAR 4WD, 07-13 IRS *	12X7	4/110	4+3	987-10B
	YFM 400/450 KODIAK 2WD/4WD, 93-04	12X7	4/110	4+3	987-10B
	YFM 400/450 KODIAK 4WD, 05-06 IRS *	12X7	4/110	4+3	987-10B
	YFM 550 GRIZZLY 4WD, 09-12 IRS *	12X7	4/110	4+3	987-10B
	YFM 600 GRIZZLY 4WD, 98-01	12X7	4/110	4+3	987-10B
	YFM 660 GRIZZLY 4WD, 02-10 IRS *	12X7	4/110	4+3	987-10B
	YFM 700 GRIZZLY 4WD, 07-16 IRS *	12X7	4/110	4+3	987-10B
	YFM 450/660/700 RHINO 4WD, 04-14 IRS *	12X7	4/110	4+3	987-10B
	700 VIKING, '14-'16 IRS *	12X7	4/110	4+3	987-10B
	WOLVERINE - ALL	12X7	4/110	4+3	987-10B

# POLARIS RZR 1000 WHEEL APPLICATIONS

## ULTIMATE UTILITY BEADLOCK - 1K

SIZE	OFFSET	B.P.	THICKNESS	BOLT HOLE	TYPE	FINISH	PART #
14X6	4B+2N	4/156	.190	15MM	RL IB BB R	BLACK	UL14064256B-1K
14X6	4B+2N	4/156	.190	15MM	RL IB BB R	POLISHED	UL14064256P-1K
14X7	2B+5N	4/156	.190	15MM	RL IB BB R	BLACK	UL14072556B-1K
14X7	2B+5N	4/156	.190	15MM	RL IB BB R	POLISHED	UL14072556P-1K
14X7	4B+3N	4/156	.190	15MM	RL IB BB R	BLACK	UL14074356B-1K
14X7	4B+3N	4/156	.190	15MM	RL IB BB R	POLISHED	UL14074356P-1K
14X7	5B+2N	4/156	.190	15MM	RL IB BB R	BLACK	UL14075256B-1K
14X7	5B+2N	4/156	.190	15MM	RL IB BB R	POLISHED	UL14075256P-1K
14X8	3B+5N	4/156	.190	15MM	RL IB BB R	BLACK	UL14083556B-1K
14X8	3B+5N	4/156	.190	15MM	RL IB BB R	POLISHED	UL14083556P-1K
14X8	4B+4N	4/156	.190	15MM	RL IB BB R	BLACK	UL14084456B-1K
14X8	4B+4N	4/156	.190	15MM	RL IB BB R	POLISHED	UL14084456P-1K
14X8	5B+3N	4/156	.190	15MM	RL IB BB R	BLACK	UL14085356B-1K
14X8	5B+3N	4/156	.190	15MM	RL IB BB R	POLISHED	UL14085356P-1K
14X10	5B+5N	4/156	.190	15MM	RL IB BB R	BLACK	UL14105556B-1K
14X10	5B+5N	4/156	.190	15MM	RL IB BB R	POLISHED	UL14105556P-1K
14X11	5B+6N	4/156	.190	15MM	RL IB BB R	BLACK	UL14115656B-1K
14X11	5B+6N	4/156	.190	15MM	RL IB BB R	POLISHED	UL14115656P-1K

**WHEEL TYPE ABBREVIATION KEY:**  
 RL - ROLLED LIP  
 IB - INTEGRAL BEADLOCK  
 R - REINFORCEMENT CENTER PLATE  
 BB - BACK TO BACK  
 DBL - DOUBLE



ULTIMATE CB

## ROK'N LOCK - 1K

SIZE	OFFSET	B.P.	THICKNESS	BOLT HOLE	TYPE	FINISH	PART #
14X6	4B+2N	4/156	.190	15MM	RL IB BB R	BLACK	RL14064256B-1K
14X7	2B+5N	4/156	.190	15MM	RL IB BB R	BLACK	RL14072556B-1K
14X7	4B+3N	4/156	.190	15MM	RL IB BB R	BLACK	RL14074356B-1K
14X7	5B+2N	4/156	.190	15MM	RL IB BB R	BLACK	RL14075256B-1K
14X8	3B+5N	4/156	.190	15MM	RL IB BB R	BLACK	RL14083556B-1K
14X8	4B+4N	4/156	.190	15MM	RL IB BB R	BLACK	RL14084456B-1K
14X8	5B+3N	4/156	.190	15MM	RL IB BB R	BLACK	RL14085356B-1K
14X10	5B+5N	4/156	.190	15MM	RL IB BB R	BLACK	RL14105556B-1K
14X11	5B+6N	4/156	.190	15MM	RL IB BB R	BLACK	RL14115656B-1K



ROK'N LOCK UTV  
W/ OPTIONAL RED RING

## ROK-OUT - 1K

SIZE	OFFSET	B.P.	THICKNESS	BOLT HOLE	TYPE	FINISH	PART #
14X7	2B+5N	4/156	.190	15MM	DBL RL BB R	BLACK	RO14072556B-1K
14X7	4B+3N	4/156	.190	15MM	DBL RL BB R	BLACK	RO14074356B-1K
14X7	5B+2N	4/156	.190	15MM	DBL RL BB R	BLACK	RO14075256B-1K
14X8	3B+5N	4/156	.190	15MM	DBL RL BB R	BLACK	RO14083556B-1K
14X8	4B+4N	4/156	.190	15MM	DBL RL BB R	BLACK	RO14084456B-1K
14X8	5B+3N	4/156	.190	15MM	DBL RL BB R	BLACK	RO14085356B-1K
14X10	5B+5N	4/156	.190	15MM	DBL RL BB R	BLACK	RO14105556B-1K
14X11	5B+6N	4/156	.190	15MM	DBL RL BB R	BLACK	RO14115656B-1K

## ULTIMATE SPORT UTILITY - 1K

SIZE	OFFSET	B.P.	THICKNESS	BOLT HOLE	TYPE	FINISH	PART #
14X8	4B+4N	4/156	.190	15MM	DBL RL BB R	BLACK	ULS14084456B-1K
14X8	4B+4N	4/156	.190	15MM	DBL RL BB R	POLISHED	ULS14084456P-1K
14X10	5B+5N	4/156	.190	15MM	DBL RL BB R	BLACK	ULS14105556B-1K
14X10	5B+5N	4/156	.190	15MM	DBL RL BB R	POLISHED	ULS14105556P-1K
14X11	5B+6N	4/156	.190	15MM	DBL RL BB R	BLACK	ULS14115656B-1K
14X11	5B+6N	4/156	.190	15MM	DBL RL BB R	POLISHED	ULS14115656P-1K



ULTIMATE

## STEALTH - 1K

SIZE	OFFSET	B.P.	BOLT HOLE	FINISH	PART#
14X8	4+4	4/156	15MM	BLACK	987-43B-1K
14X10	5+5	4/156	15MM	BLACK	987-44B-1K



# REPLACEMENT PARTS - lugnuts, mud covers, rings, hardware, etc.

## FLANGE NUTS

PART #	QTY	FINISH	SIZE
952-27	SINGLE	ZINC PLATED	10MMX1.25
952-27K	16 PC. KIT	ZINC PLATED	10MMX1.25
952-97	SINGLE	ZINC PLATED	8MMX1.25



## LUGNUTS, FLAT - CHROME FINISH

QTY	10MMX1.25	12MMX1.25	3/8" - 24
SINGLE	952-83	952-34	952-84
16PC. KIT	952-83K	952-34K	952-84K



## LUGNUTS, TAPERED

FINISH	10MMX1.25	12MMX1.25	1/2" - 20	3/8" - 24	SINGLE	16PC. KIT
BLACK	X				952-90B	952-90BK
BLACK		X			952-96B	952-96BK
BLACK				X	952-91B	952-91BK
CHROME	X				952-90	952-90K
CHROME		X			952-96	952-96K
CHROME				X	952-92	952-92K
CHROME				X	952-91	952-91K



## LUGNUTS, TAPERED - NEW SUPPLIER

FINISH	10MMX1.25	12MMX1.25	12MMX1.5	3/8" - 24	16PC. KIT
CHROME				X	952-98-0028
CHROME	X				952-98-0033
CHROME	X - OPEN END				952-1110
CHROME		X			952-1976
CHROME			X		952-1977



## LUGNUTS, FLAT - NEW SUPPLIER

QTY	10MMX1.25	12MMX1.25	3/8" - 24
16PC. KIT	952-980021	952-980030	952-980013



## LUGNUTS, SPLINED WITH TOOL - NEW SUPPLIER

QTY	CHROME	BLACK	TOOL
16PC. KIT	952-98-0367	952-98-0367BK	952-98-0360



## CENTER CAPS

WHEEL	BOLT PATTERN	80MM	82MM	CAP	LOGO	WHEEL FITMENT BY PART#
NITRO	ALL BUT 4/4	952-107	NA	BLACK	CHROME	989-5B TO 45B; 995-30 & 40
NITRO	ALL BUT 4/4	NA	952-107F	CHROME	BLACK	952-115B 82MM
	ALL BUT 4/4	NA	952-115B			



## BEADLOCK RINGS - .190

SIZE	POLISHED	SHOT PEENED	BLACK	BLUE	GREEN	ORANGE	PINK	RED	WHITE	YELLOW
8"	908-28	908-28S	908-28BLK	908-28B	908-28G	908-28O	908-28P	908-28R	908-28W	908-28Y
9"	909-32	909-32S	909-32BLK	909-32B	909-32G	909-32O	909-32P	909-32R	909-32W	909-32Y
10"	910-51	910-51S	910-51BLK	910-51B	910-51G	910-51O	910-51P	910-51R	910-51W	910-51Y
12"	912-59		912-59BLK	912-59B	912-59G	912-59O		912-59R	912-59W	
14"	914-10		914-10BLK	914-10B	914-10G	914-10O		914-10R	914-10W	
15"	915-50		915-50BLK							
17"	917-33		917-33BLK							

## MUD COVERS - WITH WHITE INSERT

8"	9"	10"
310-20N-IW	310-21N-IW	310-22N-IW



White logo is stock in champion in a box kits.  
Pink, blue, green, red, orange, yellow & silver available.

Pink - IP, Blue - IB, Green - IG, Red - IR, Orange - IO, Yellow - IY, Silver - IS

## NUT PLATES -

SIZE	METRIC	US KIT
8"	972-20	NA
9"	972-21	NA
10"	972-19	NA
12"	972-22	NA
14"	972-29	NA
15" BL	NA	915-37
17"	NA	972-23

## NUT PLATE KITS -

SIZE	METRIC KIT	US KIT
8"	752-36M	NA
9"	752-37M	NA
10"	752-38M	NA
12"	752-12M	NA
14"	752-14M	NA
15"	NA	752-39
17"	NA	752-45



12"-14" INCLUDES:  
4 NUT PLATES, 16 BOLTS & 8 RIVETS

15"-17" INCLUDES:  
12 NUT PLATES, 24 BOLTS & 24 WASHERS

12" & 14" METRIC NUT PLATE KIT

15" & 17" US NUT PLATE KIT

## FASTENERS -

PART #	DESCRIPTION
952-38	NUT PLATE BOLT, 12 POINT, 5/16-18 (15" WHEELS)
952-05	BEADLOCK BOLT, G2, 6MMX25MM
952-07	BEADLOCK BOLT, DIABLO BL, 6MMX30MM
952-10	WASHER, AN, 1/4"
752-80	NUT PLATE POP RIVET, 1/8X3/16 - 6 PCS.



## SECTOR HARDWARE

ITEM	12"	14"
CENTER BOLT KIT	752-12C	752-14C
NUT PLATE KIT	752-12M	752-14M
O RING - 2 PCS.	752-12O	752-14O

## BILLET CENTERS

SIZE	4/110	4/136	4/156
12"	S912-63	S912-61	S912-57
14"	S914-96	S914-98	S914-99



## ROLLED LIP HALVES (ADD.125 TO 12" WIDTHS)

WIDTH	12"	14"
1.5	S912-69	S914-01
3	S912-52	S914-03
3 NOSE - OUTER	S912-38	S914-25
4	S912-53	S914-04
4 NOSE - OUTER	S912-39	S914-26
5	S912-65	S914-05
5 NOSE - OUTER	S912-40	S914-27
6	S912-64	S914-06

## BEADLOCK HALVES

WIDTH	12"	14"
1.25	S912-48	S914-12
3	S912-49	S914-13
4	S912-54	S914-14
5	S912-55	S914-15
6	S912-56	S914-16



CENTER BOLT KITS CONTAIN: 12" - 12 CENTER BOLT & 12 NUTS  
14" - 16 CENTER BOLT & 16 NUTS  
NUT PLATE KITS CONTAIN: 4 NUT PLATES, 16 SCREWS & 8 RIVETS



# GOLF WHEEL & TIRE APPLICATIONS



RHYTHM

DRIFT

FUSION

QUATROSPORT

NITRO

## LITECAST GOLF - 4/4 B.P.

PART #	SIZE	OFFSET	DESCRIPTION
036-97	10X7	3+4	RHYTHM GOLF CART
992-45	10X9	3+6	DRIFT BEADLOCK
994-45	10X9	3+6	FUSION
989-05	12X7	2+5	NITRO MACHINED - NO CTR CAP
989-05B	12X7	2+5	NITRO BLACK - NO CTR CAP
989-05C	12X7	2+5	NITRO CHROME
995-05	12X7	2+5	QUATROSPORT

## ALUMILITE GOLF - 4/4 B.P.

PART #	SIZE	OFFSET	DESCRIPTION
036-01	8X7	3.5+3.5	.125 BLUE LABEL - POLISHED
036--10	8X7	3+4	.125 BLUE LABEL - POLISHED
036--06	8X8	3+5	.125 BLUE LABEL - POLISHED
036--02	10X7	3+4	.125 BLUE LABEL - POLISHED
036--059	10X8	3+5	.125 BLUE LABEL - BLACK



ALUMILITE GOLF

## GOLF TIRES

GOLF TIRE	SIZE
GC-008	18X8.5-8
GC-010	205/50-10
GC-012	235/30-12



8" GOLF

10" GOLF

12" GOLF

## GOLF PARTS

PART #	DESCRIPTION
952-92	1/2" - 20 LUG NUT
952-96	12X1.25MM NUT
952-96B	12X1.25MM NUT- BLACK



952-92

952-96

# CHAMPION IN A BOX KITS



ROK-OUT

ROK'N LOCK

ROK-OUT JR



G2 ROLLED LIP

G2 BEADLOCK

G2 JR

STICKER KIT



DWT HAT



DWT MUD COVER



	KIT #	FRONT WHEELS - 10X5				REAR WHEELS				NUT PLATE KIT	MUD COVER	VEHICLE
		OFFSET	B.P.	LIP TYPE	SIZE	OFFSET	B.P.	LIP TYPE				
JR KIT	JR-1	3+2	4/144	ROLLED	8X6	2+4	4/110	ROLLED	NA	NA	APEX, D.R.R.	
MX KITS	CB-1	4+1	4/156	ROLLED	8X8	3+5	4/110	BEADLOCK	(2) 8"	(2) 8"	KTM, POLARIS	
	CB-2	4+1	4/144	ROLLED	8X8	3+5	4/110	BEADLOCK	(2) 8"	(2) 8"	HON, KAW, SUZ, CAN	
	CB-3	4+1	4/156	ROLLED	8X8	3+5	4/115	BEADLOCK	(2) 8"	(2) 8"	YAMAHA	
	CB-4	4+1	4/156	BEADLOCK	8X8	3+5	4/110	BEADLOCK	(2) 8" + (2) 10"	(2) 8" + (2) 10"	KTM, POLARIS	
	CB-5	4+1	4/156	BEADLOCK	8X8	3+5	4/115	BEADLOCK	(2) 8" + (2) 10"	(2) 8" + (2) 10"	YAMAHA	
	CB-6	4+1	4/144	BEADLOCK	8X8	3+5	4/110	BEADLOCK	(2) 8" + (2) 10"	(2) 8" + (2) 10"	HON, KAW, SUZ, CAN	
WORCS KITS	CB-7	4+1	4/156	BEADLOCK	9X8	3+5	4/110	BEADLOCK	(2) 9" + (2) 10"	(2) 9" + (2) 10"	KTM, POLARIS	
	CB-8	4+1	4/156	BEADLOCK	9X8	3+5	4/115	BEADLOCK	(2) 9" + (2) 10"	(2) 9" + (2) 10"	YAMAHA	
	CB-9	4+1	4/144	BEADLOCK	9X8	3+5	4/110	BEADLOCK	(2) 9" + (2) 10"	(2) 9" + (2) 10"	HON, KAW, SUZ, CAN	
GNCC KITS	CB-10	4+1	4/156	BEADLOCK	9X9	4+5	4/110	DBL. B.L.	(4) 9" + (2) 10"	(2) 9" + (2) 10"	HON, KAW, SUZ, CAN	
	CB-11	4+1	4/156	BEADLOCK	9X9	4+5	4/115	DBL. B.L.	(4) 9" + (2) 10"	(2) 9" + (2) 10"	YAMAHA	
	CB-12	4+1	4/144	BEADLOCK	9X9	4+5	4/110	DBL. B.L.	(4) 9" + (2) 10"	(2) 9" + (2) 10"	HON, KAW, SUZ, CAN	
WORCS KITS	CB-19	4+1	4/156	ROLLED	9X8	3+5	4/110	BEADLOCK	(2) 9"	(2) 9"	HON, KAW, SUZ, CAN	
	CB-20	4+1	4/156	ROLLED	9X8	3+5	4/115	BEADLOCK	(2) 9"	(2) 9"	YAMAHA	
	CB-21	4+1	4/144	ROLLED	9X8	3+5	4/110	BEADLOCK	(2) 9"	(2) 9"	HON, KAW, SUZ, CAN	

# DWT VW APPLICATIONS

"STANDARD" OFFSET = 3.5" INSIDE BACKSPACKING "MINIMUM" OFFSET = 2.0" INSIDE BACKSPACKING

## EARLY MODEL - 5/205 BOLT PATTERN THROUGH 1965 - FRONT

SIZE	OFFSET	B.P.	THICKNESS	BOLT HOLE	TYPE	FINISH	PART#
15X5.5	3.5+2	5/205	.190	12MM	SOLID - NO VALVE HOLE	POLISHED	155-09
15X4	2+2	5/205	.190	12MM	SOLID	POLISHED	155-11
15X5.5	3.5+2	5/205	.190	14MM	SOLID - NO VALVE HOLE	POLISHED	155-21
15X4	2+2	5/205	.190	14MM	SOLID	POLISHED	155-23



FRONT

## EARLY MODEL - 5/205 BOLT PATTERN/THROUGH 1965 - REAR

SIZE	OFFSET	B.P.	THICKNESS	BOLT HOLE	TYPE	FINISH	PART#	
15X7	2N+5B	MIN	5/205	.190	12MM	SOLID	POLISH	155-01
15X10	2+8	MIN	5/205	.190	12MM	SOLID	POLISH	155-02
15X12	3.5+8.5	STD	5/205	.190	12MM	SOLID	POLISH	155-03
15X12	2+10	MIN	5/205	.190	12MM	SOLID	POLISH	155-04
15X15	2+13	MIN	5/205	.190	12MM	SOLID	POLISH	155-06
15X10	2+8	MIN	5/205	.190	14MM	SOLID	POLISH	155-16
15X12	3.5+8.5	STD	5/205	.190	14MM	SOLID	POLISH	155-17
15X12	2+10	MIN	5/205	.190	14MM	SOLID	POLISH	155-18



REAR

## DWT FRONT BEADLOCK BILLET CENTER - 15 & 17 - FRONT

SIZE	OFFSET	B.P.	THICKNESS	BOLT HOLE	TYPE	FINISH	PART#
15X4	2B+2	5/205	.250/.190	14MM	BEADLOCK BILLET CENTER	POLISHED	155-40
15X5.5	3.5B+2	5/205	.250/.190	14MM	BEADLOCK BILLET CENTER	POLISHED	155-41
17X6.5	3.5B+3N	5/205	.250/.190	14MM	BEADLOCK BILLET CENTER	POLISHED	175-01
17X7.5	4.5B+3N	5/205	.250/.190	14MM	BEADLOCK BILLET CENTER	POLISHED	175-03



FRONT BEADLOCK

## DWT VW REAR BEADLOCK BILLET CENTER - 15 & 17 - REAR

SIZE	OFFSET	B.P.	THICKNESS	BOLT HOLE	TYPE	FINISH	PART#
15X12	2B+10	5/205	.250/.190	14MM	BEADLOCK BILLET CENTER	POLISHED	155-42
15X12	3.5B+8.5	5/205	.250/.190	14MM	BEADLOCK BILLET CENTER	POLISHED	155-43
15X14	5.5B+8.5	5/205	.250/.190	14MM	BEADLOCK BILLET CENTER	POLISHED	155-47
17X12	3.5B+8.5	5/205	.250/.190	14MM	BEADLOCK BILLET CENTER	POLISHED	175-02
17X12	5.5B+6.75	5/205	.250/.190	14MM	BEADLOCK BILLET CENTER	POLISHED	175-05
17X14	5.5B+8.5	5/205	.250/.190	14MM	BEADLOCK BILLET CENTER	POLISHED	175-04



REAR BEADLOCK

## LATE MODEL - 4/130 BOLT PATTERN/AFTER 1965 - REAR

SIZE	OFFSET	B.P.	THICKNESS	BOLT HOLE	TYPE	FINISH	PART#	
15X7	3.5+3.5	STD	4/130	.190	12MM	SOLID	POLISH	156-07
15X10	2+8	MIN	4/130	.190	12MM	SOLID	POLISH	156-01
15X12	3.5+8.5	STD	4/130	.190	12MM	SOLID	POLISH	156-02
15X12	2+10	MIN	4/130	.190	12MM	SOLID	POLISH	156-03

## LATE MODEL - BALL JOINT FRONT END/AFTER 1965 - FRONT

SIZE	B.P.	THICKNESS	TYPE	FINISH	PART#
15X4	DSM	.125	#2 SOLID	POLISHED	150-03

## EARLY MODEL - KING PIN FRONT END/THROUGH 1965 - FRONT

SIZE	B.P.	THICKNESS	TYPE	FINISH	PART#
15X4	DSM	.125	#1 SOLID	POLISHED	150-01
15X4	DSM	.190	#1 BILLET HUB SAND STAR	POLISHED	151-01
15X5.5	DSM	.190	#1 BILLET HUB SAND STAR	POLISHED	151-02



FRONT SOLID - POLISHED

## DSM BILLET HUB LARGE BEARING - FRONT

SIZE	B.P.	THICKNESS	TYPE	FINISH	PART#
15X4	DSM	.190	#3 SAND STAR BILLET	POLISHED	153-01
15X5.5	DSM	.190	#3 SAND STAR BILLET	POLISHED	153-02



FRONT CUTOUT - POLISHED

## DWT VW REPLACEMENT PARTS

ITEM	PART #	DESCRIPTION
BEADLOCK BOLTS	952-38	5/16-18 12 POINT BOLT
NUT PLATE KITS	752-39	15" NUT PLATE KIT - [12 NUT PLATES - 24 SCREWS - 24 WASHERS]
NUT PLATES ONLY	915-37	15" NUT PLATE
	972-23	17" NUT PLATE
BEADLOCK RINGS	915-50	15" BEADLOCK RING .190
	917-33	17" BEADLOCK RING .190
WASHERS	952-39	5/16 AN WASHER

# JUNIOR DRAGSTER APPLICATIONS

## JUNIOR DRAGSTER - FRONT

PART #	DESCRIPTION
750-02	10X2 DRAGSTER DSM W/CHROME CAP 5/8" BEARING
750-02-NB	10X2 DSM FRONT NO BEARINGS/CAPS
750-029	10X2 DSM FRONT BLACK W/CHROME CAPS
750-029-NB	10X2 DSM FRONT NO BEARINGS/CAPS BLACK
750-03	10X2 DRAGSTER DSM CUTOUT W/CHROME CAP 5/8" BEARING
972-02	REPLACEMENT CHROME CAP
705-27	5X3.25 1.625+1.625 3/2.5 POLISHED
706-15	6X3.25 1.625+1.625 3/2.5 POLISHED



FRONT SOLID - BLACK



FRONT SOLID - POLISHED

## JUNIOR DRAGSTER - REAR

PART #	DESCRIPTION
005-01	8X8 3B+5N 4/4 .125 .5IN
005-24	10X8 3B+5N 4/4 .125 .5IN
021-02	8X9 4B+5N 5/130 .125 10MM
021-05	10X8 3B+5N 5/130 .125 10MM



FRONT CUTOUT



REAR -125 BLUE LABEL

# KARTING APPLICATIONS

\*ALL ITEMS HIGHLIGHTED RED ARE DISCONTINUED ITEMS AND ARE AVAILABE WHILE SUPPLIES LAST.\*



## 5" KART EUROPEAN BOLT PATTERN

### 5" METRIC 3/58 WITH 8MM STUD

PART #	DESCRIPTION
725-27	5X3.25 1.625N+1.625N 3/58 - [POLISHED]
725-279	5X3.25 1.625N+1.625N 3/58 - [BLACK]
725-17	5X4 2N+2N 3/58 - [POLISHED]
725-179	5X4 2N+2N 3/58 - [BLACK]
725-13	5X4.625 1.625+3 3/58 .125 - [POLISHED]
725-139	5X4.625 1.625N+3N 3/58 .125 - [BLACK]
725-109	5X5.125 1.625N+3.5N 3/58 .125 - [BLACK]
725-10	5X5.125 1.625N+3.5N 3/58 .125 - [POLISHED]
725-19	5X5.5 2.5N+3N 3/58 .125 - [POLISHED]
725-199	5X5.5 2.5N+3N 3/58 .125 - [BLACK]
725-07	5X5.5 3B+2.5 3/58 - [POLISHED]
725-08	5X6.375 1.625N+4.75N 3/58 - [POLISHED]
725-129	5X6.5 2.5N+4N 3/58 .125 - [BLACK]
725-12	5X6.5 2.5N+4N 3/58 .125 - [POLISHED]
725-119	5X7.75 2.5N+5.25N 3/58 .125 - [BLACK]
725-11	5X7.75 2.5N+5.25N 3/58 .125 - [POLISHED]
725-18	5X8.25 3N+5.25N 3/58 .125 - [POLISHED]
725-189	5X8.25 3N+5.25N 3/58 .125 - [BLACK]

### 5" METRIC 3/67 8MM STUD - POLISHED

PART #	DESCRIPTION
735-03	5X5 2N+3N 3/67 .125 - [POLISHED]
735-039	5X5 2N+3N 3/67 .125 - [BLACK]

## 5" KART EUROPEAN DSM

### 5" DIRECT SPINDLE MOUNT 5/8" BEARING

PART #	DESCRIPTION
729-019	5X5 .125 - [BLACK]
729-01	5X5 .125 - [POLISHED]
729-04	5X115MM DSM 5/8 .125 - [POLISHED]
729-049	5X115MM DSM 5/8 .125 - [BLACK]

### 5" DIRECT SPINDLE MOUNT 17MM BEARING

PART #	DESCRIPTION
728-019	5X5 .125 - [BLACK]
728-01	5X5 .125 - [POLISHED]
728-04	5X115MM DSM 17MM .125 - [POLISHED]
728-049	5X115MM DSM 17MM .125 - [BLACK]
728-029	5X120MM DSM 17MM .125 - [BLACK]
728-03	5X135MM DSM .125 - [POLISHED]
728-039	5X135MM - [BLACK]



## 5" KART USA BOLT PATTERN

### 3/2.5" BCD FOR 1/4" STUD

PART #	DESCRIPTION
705-27	5X3.25 1.625N+1.625N .125 - [POLISHED]
705-279	5X3.25 1.625N+1.625N .125 - [BLACK]
705-26	5X4.5 2N+2.5N .125 - [POLISHED]
705-21	5X4.5 2.5B+2N .125 - [POLISHED]
705-179	5X5 2N+3N .125 - [BLACK]
705-17	5X5 2N+3N .125 - [POLISHED]
705-16	5X5 2.5B+2.5N .125 - [POLISHED]
705-169	5X5 2.5B+2.5N .125 - [BLACK]
705-14	5X5 2.5N+2.5N .125 - [POLISHED]
705-149	5X5 2.5N+2.5N .125 - [BLACK]
705-15	5X5 3B+2N .125 - [POLISHED]
705-159	5X5 3B+2N .125 - [BLACK]
705-10	5X5.125 1.625N+3.5N .125 - [POLISHED]
705-109	5X5.125 1.625N+3.5N .125 - [BLACK]
705-18	5X5.5 2N+3.5N .125 - [POLISHED]
705-20	5X5.5 2.5B+3N .125 - [POLISHED]
705-19	5X5.5 3B+2.5N .125 - [POLISHED]
705-199	5X5.5 3B+2.5N .125 - [BLACK]
705-34	5X6 2N+4N .125 - [POLISHED]
705-13	5X6 2.5N+3.5N .125 - [POLISHED]
705-35	5X6 3B+3N .125 - [POLISHED]
705-359	5X6 3B+3N .125 - [BLACK]
705-36	5X6.25 2.5N+3.75N .125 [POLISHED]
705-12	5X6.5 2.5N+4N .125 - [POLISHED]
705-129	5X6.5 2.5N+4N .125 - [BLACK]
705-28	5X6.5 3.25N+3.25N .125 - [POLISHED]
705-289	5X6.5 3.25N+3.25N .125 - [BLACK]
705-22	5X7.25 2.5N+4.75N .125 - [POLISHED]
705-229	5X7.25 2.5N+4.75N .125 - [BLACK]
705-24	5X7.5 3.5N+4N .125 - [POLISHED]
705-37	5X7.75 2.5B+3.25 .125 - [POLISHED]
705-11	5X7.75 2.5N+5.25N .125 - [POLISHED]
705-119	5X7.75 2.5N+5.25N .125 - [BLACK]
705-25	5X8 4N+4N .125 - [POLISHED]
705-30	5X8.25 3.5N+4.75N .125 - [POLISHED]
705-32	5X8.5 3.25N+5.25 .125 - [POLISHED]
705-29	5X8.75 3.5N+5.25N .125 - [POLISHED]
705-33	5X9.25 4N+5.25N .125 - [POLISHED]



## 6" KART USA BOLT PATTERN

### 3/2.5" BCD FOR 1/4" STUD

PART #	DESCRIPTION
706-15	6X3.25 1.625N+1.625N - [POLISHED]
706-06	6X5 2.5B+2.5N .125 - [POLISHED]
706-04	6X5 2.5N+2.5N .125 - [POLISHED]
706-07	6X5 3B+2N .125 - [POLISHED]
706-12	6X5.5 2.5N+3N .125 - [POLISHED]
706-09	6X6 2N+4N .125 - [POLISHED]
706-05	6X6 2.5N+3.5N .125 - [POLISHED]
706-30	6X6 4N+2N .125 - [POLISHED]
706-309	6X6 4N+2N .125 - [BLACK]
706-03	6X6.5 2.5N+4N .125 - [POLISHED]
706-01B	6X6.5 4N+2.5N .125 - [POLISHED] - [BARBED]
706-019B	6X6.5 4N+2.5N .125 - [BLACK] - [BARBED]
706-41B	6X6.5 4.5N+2N .125 - [POLISHED] - [BARBED]
706-10	6X7.25 2.5N+4.75N .125 - [POLISHED]
706-109	6X7.25 2.5N+4.75N .125 - [BLACK]
706-02	6X7.75 2.5N+5.25N .125 - [POLISHED]
706-08B	6X8 4N+4N .125 - [POLISHED] - [BARBED]
706-089B	6X8 4N+4N .125 - [BLACK] - [BARBED]
706-25B	6X8.25 3N+5.25N .160 - [POLISHED] - [BARBED]
706-24B	6X8.5 3.5N+5N .160 - [POLISHED] - [BARBED]
706-40B	6X8.5 4N+4.5N .125 - [POLISHED] - [BARBED]
706-409B	6X8.5 4N+4.5N .125 - [BLACK] - [BARBED]
706-23B	6X8.75 3.5N+5.25N .160 - [BARBED]
706-22B	6X9 4N+5N .160 - [POLISHED] - [BARBED]
706-229B	6X9 4N+5N .160 - [BLACK] - [BARBED]
706-21B	6X9.25 4N+5.25N .160 - [POLISHED] - [BARBED]
706-38B	6X9.5 4N+5.5N .160 - [POLISHED] - [BARBED]
706-39B	6X9.75 4N+5.75N 3/2.5 .160 - [POLISHED] - [BARBED]
706-29B	6X10 4N+6N .160 - [POLISHED] - [BARBED]
706-26B	6X10 4.75N+5.25N .160 - [POLISHED] - [BARBED]

\*ALL ITEMS HIGHLIGHTED RED ARE DISCONTINUED ITEMS AND ARE AVAILABE WHILE SUPPLIES LAST.\*

## 6" KART - Q+ MACHINED

'BluePrint - "Q PLUS" - 6" MACHINED  
3/2.5" BCD FOR 1/4" STUD

PART #	DESCRIPTION
746-11	6X5 2.5+2.5 3/2.5 .190 - [MACHINED]
746-119	6X5 2.5+2.5 3/2.5 .190 - [BLACK]
746-09	6X5.5 2.5+3 3/2.5 .190 - [MACHINED]
746-099	6X5.5 2.5+3 3/2.5 .190 - [BLACK]
746-08	6X6 2.5N+3.5N 3/2.5 .190 - [MACHINED]
746-089	6X6 2.5N+3.5N 3/2.5 .190 - [BLACK]
746-01	6X6.5 2.5+4 3/2.5 .190 - [MACHINED]
746-019	6X6.5 2.5+4 3/2.5 .190 - [BLACK]
746-07	6X7 3+4 3/2.5 .190 - [MACHINED]
746-079	6X7 3+4 3/2.5 .190 - [BLACK]
746-12	6X7 4+3 3/2.5 .190 - [MACHINED]
746-129	6X7 4+3 3/2.5 .190 - [BLACK]
746-10	6X7.25 (2.5+4.75) 3/2.5 .190 - [MACHINED]
746-02	6X8.25 3+5.25 3/2.5 .190 - [MACHINED]
746-029	6X8.25 3+5.25 3/2.5 .190 - [BLACK]
746-03	6X8.5 3.5+5 3/2.5 .190 - [MACHINED]
746-039	6X8.5 3.5+5 3/2.5 .190 - [BLACK]
746-04	6X8.75 3.5+5.25 3/2.5 .190 - [MACHINED]
746-049	6X8.75 3.5+5.25 3/2.5 .190 - [BLACK]
746-05	6X9.25 4+5.25 3/2.5 .190 - [MACHINED]
746-059	6X9.25 4+5.25 3/2.5 .190 - [BLACK]
746-06	6X10 4N+6N 3/2.5 .190 - [MACHINED]
746-069	6X10 4N+6N 3/2.5 .190 - [BLACK]



Q+ MACHINED



Q+ BLACK

PART #	DESCRIPTION
707-03	5X6 2.5+3.5 6/2.5 .125 - [POLISHED]
707-05B	6X6.5 4+2.5 6/2.5 .125 - [POLISHED] - [BARBED]
707-06B	6X8 3+5 6/2.5 .160 - [POLISHED] - [BARBED]
707-07B	6X8.5 3+5.5 6/2.5 .160 - [POLISHED] - [BARBED]
707-08	6X6 4+2 6/2.5 .125 - [POLISHED]
707-09	6X6.5 4+2.5 6/2.5 .125 - [POLISHED]

## DWT LITECAST KART WHEELS

PART #	DESCRIPTION
AC5-110DX2	[2] - 5X110MM DSM 17MM BRG - [MACHINED]
AC5-120VX2	[2] - 5X120MM VENTED 3/58 - [MACHINED]
AC5-130DX2	[2] - 5X130MM DSM 17MM BEARING - [MACHINED]
AC5-130VX2	[2] - 5X130MM VENTED 3/58 - [MACHINED]
AC5-180VX2	[2] - 5/180MM VENTED 3/58 - [MACHINED]
AC5-210VX2	[2] - 5X210MM VENTED 3/58 - [MACHINED]



LITECAST KART

## MAGNESIUM KART WHEELS

### Magnesium Front Pair (2) Package Wheels

PART #	DESCRIPTION
MB5-130DX2	[2] - 5X130MM DSM - [BLACK]
MB5-130LV2	[2] - 5X130MM LOW VOLUME - [BLACK]
MB5-130SX2	[2] - 5X130MM SOLID - [BLACK]
MB5-130SEX2	[2] - 5X130MM SOLID - [BLACK]
MB5-130VX2	[2] - 5X130MM VENTED - [BLACK]
MB5-132DX2	[2] - 5X132MM DSM - [BLACK]
MB5-132LV2	[2] - 5X132MM LOW VOLUME - [BLACK]
MB5-132VX2	[2] - 5X132MM VENTED - [BLACK]
MB5-132SEX2	[2] - 5X132MM SOLID - [BLACK]
MB5-138VX2	[2] - 5X138MM VENTED - [BLACK]
MB5-140VX2	[2] - 5X140MM VENTED - [BLACK]

### Magnesium Rear Pair (2) Package Wheels

PART #	DESCRIPTION
MB5-180LV2	[2] - 5X180MM LOW VOLUME - [BLACK]
MB5-180VX2	[2] - 5X180MM VENTED - [BLACK]
MB5-180SEX2	[2] - 5X180MM SOLID - [BLACK]
MB5-182VX2	[2] - 5X182MM VENTED - [BLACK]
MB5-182SEX2	[2] - 5X182MM SOLID - [BLACK]
MB5-210SX2	[2] - 5X210MM SOLID - [BLACK]
MB5-210SEX2	[2] - 5X210MM SOLID - [BLACK]
MB5-210VX2	[2] - 5X210MM VENTED - [BLACK]
MB5-212LV2	[2] - 5X212MM LOW VOLUME - [BLACK]
MB5-212VX2	[2] - 5X212MM VENTED - [BLACK]
MB5-212SEX2	[2] - 5X212MM SOLID - [BLACK]
MB5-214LV2	[2] - 5X214MM LOW VOLUME - [BLACK]
MB5-214SX2	[2] - 5X214MM SOLID - [BLACK]
MB5-214SEX2	[2] - 5X214MM SOLID - [BLACK]
MB5-214SV2	[2] - 5X214MM VENTED - [BLACK]

### Magtech Accesories

PART #	DESCRIPTION
752-91	5MM STAINLESS STEEL BEADSCREWS [PACK OF 12]
752-93	5MM STAINLESS STEEL BEADSCREWS [PACK OF 6]
752-90	5MM STAINLESS STEEL BEADSCREWS [PACK OF 3]
752-46	WHEEL FLANGE NUTS & WASHER KIT [12 PER KIT]
752-49	WHEEL FLANGE NUTS & WASHER KIT [6 PER KIT]
752-47	WHEEL FLANGE NUTS & WASHERS [3 PER KIT]
952-39	5/16" AN WASHER
952-97	8MMX1.25MM WHEEL FLANGE NUT [MAG WHEEL]
952-99	O-RING FOR 5MM BEAD SCREW
752-50	5MM BEAD SCREW WITH O-RING
752-92	BEAD SCREW TOOL



VENTED DSM



LV FRONT



LV REAR



SOLID



VENTED



SE REAR



SE FRONT

\*ALL ITEMS HIGHLIGHTED RED ARE DISCONTINUED ITEMS AND ARE AVAILABE WHILE SUPPLIES LAST.\*

## SPRINT CAR WHEEL HALVES

PART #	DESCRIPTION
SC-915-64	15X3.5 BELL RL .160 (POLISHED)
SC-915-65	15X3.5 RL .160 (POLISHED)
SC-915-66	15X4.5 BELL RL .160 (POLISHED)
SC-915-67	15X4.5 RL .160 (POLISHED)
SC-915-68	15X5.5 BELL RL .160 (POLISHED)
SC-915-69	15X5.5 RL .160 (POLISHED)
SC-915-70	15X6.5 BELL RL .160 (POLISHED)
SC-915-71	15X7.5 BELL RL .160 (POLISHED)
SC-915-72	15X9.5 RL .160 (POLISHED)
SC-915-74	15X3.25 IB .160 (POLISHED)
SC-915-75	15X4.25 IB .160 (POLISHED)
SC-915-76	15X5.25 IB .160 (POLISHED)
SC-915-77	15X6.25 IB .160 (POLISHED)
SC-915-78	15X8.25 IB .160 (POLISHED)
SC-915-79	15X9.25 IB .160 (POLISHED)
SC-915-80	15X10.25 IB .160 (POLISHED)
SC-915-81	15X11.25 IB .160 (POLISHED)
SC-915-82	15X12.25 IB .160 (POLISHED)
SC-915-83	15X13.25 IB .160 (POLISHED)
SC-915-84	15X14.25 IB .160 (POLISHED)
SC-915-85	15X15.25 IB .160 (POLISHED)



SPRINT CAR



SPRINT CAR BEADLOCK HALF

## MICROSPRINT 10" HALVES 12/6.75 6.25 CTR

PART #	DESCRIPTION
*024-01	10X3N .125
*024-02	10X4B .125
*024-03	10X6N .125
*024-04	10X2N .125
*024-05	10X4N .125
*024-06	10X5N .125
*024-07	10X3B .125
*024-08	10X7N .125
*024-09	10X8N .125
*024-41	10X3N .160
*024-42	10X4B .160
*024-43	10X6N .160
*024-44	10X2N .160
*024-45	10X4N .160
*024-46	10X5N .160
*024-47	10X3B .160
*024-48	10X4 INTEGRAL BEADLOCK .160
*024-49	10X5 INTEGRAL BEADLOCK .160
*024-50	10X6 INTEGRAL BEADLOCK .160
*024-51	10X7N .160
*024-52	10X8N .160
*024-53	10X9N .160



MICROSPRINT HALF



MICROSPRINT BEADLOCK HALF

\*THESE ITEMS TYPICALLY REQUIRE A 4-12 WEEK LEAD TIME.

## OFF ROAD BUGGY

PART #	DESCRIPTION
155-83	15X4 (2+2) .190 ROLLED LIP
155-84	15X9 (2+7) .190 BEADLOCK
155-85	15X6 (2+4) .190 BEADLOCK
155-86	15X5 (2.5+2.5) .190 ROLLED LIP
915-55	REPLACEMENT 15" BEAD RING
915-56	BLUE MUD COVER
915-569	BLACK MUD COVER



OFF ROAD BUGGY - BEADLOCK



OFF ROAD BUGGY - ROLLED LIP



.125 BLUE LABEL

## TROPHY KART

PART #	DESCRIPTION
036-01	8X7 (3.5+3.5) 4/4 .125 [ACORN TYPE LUG NUTS]
036-10	8X7 (3B+4) 4/4 .125 [ACORN TYPE LUG NUTS]
A505-01	8X8 (3+5) 4/4 W/REINFORCING PLATE .125
A505-02	10X5 (3+2) 4/4 .125
A505-04	10X5 (4+1) 4/4 .125
A505-04R	10X5 (4+1) 4/4 W/REINFORCING PLATE .125
005-50	10X5 3+2 4/4 IR IB BB
005-04	10X6 (3B+3) 4/4 .190
036-02	10X7 (3B+4) 4/4 .125 [ACORN TYPE LUG NUTS]
A505-03	10X8 (3+5) 4/4 W/REINFORCING PLATE .125
005-07	10X8 (3B+5) 4/4 .190
005-44	10X8 (3BELL+5) 4/4 IR IB BB

## TRACTOR PULLING 10" DIAMETER CTR HOLE = 2.51" 12" DIAMETER CTR HOLE = 2.75"

PART #	DESCRIPTION
020-02	10X7 [4B+3N] 5/4.5 .190 2.51 CTR
020-11	12X10 [4N+6N] 5/4.5 .125
020-20	12X10 [4B.190 + 6N.125] 5/4.5
020-22	12X10 [5B+5] 5/45 .190
020-21	12X12 [4B.190 + 8N.125] 5/4.5
020-05	12X12 [4N+8N] 5/4.5 .125R
020-01	12X12 [6N+6N] 5/4.5 .125R

## WHEELS BY BOLT PATTERN

PART #	DESCRIPTION
<b>3/90 8MM BOLT HOLE</b>	
023-01	8X7 3B+4N 3/90 .125
023-02	8X8 3B+5N 3/90 .125
<b>3/96 8MM BOLT HOLE</b>	
SP-025-03	8X7 3B+4N 3/96 .125
<b>3/100 8MM BOLT HOLE</b>	
001-01	8X6 3B+3N 3/100 .125
001-04	8X8 3B+5N 3/100 .125
<b>3/120 10MM BOLT HOLE</b>	
002-01	8X5 3B+2N 3/120 .125
002-02	8X6 3B+3N 3/120 .125
002-03	8X7 3B+4N 3/120 .125
002-04	8X8 3B+5N 3/120 .125
<b>4/69.5 8MM BOLT HOLE</b>	
022-01	8X4 2N+2N 1.75 PILOT 4/69.5 .125
<b>4/80 10MM BOLT HOLE</b>	
003-01	8X5 2N+3N 4/80 .125
003-02	8X5 3B+2N 4/80 .125
<b>4/85 10MM BOLT HOLE</b>	
029-01	8X6 3B+3N 4/85 .125
029-02	8X7 3B+4N 4/85 .125
029-03	8X8 3B+5N 4/85 .125
A529-03	8X8 3+5 4/85 .125 R A5 CTR DBL RL BB
A529-04	8X6 2N+4N 4/85 .125 A5 CTR DBL RL BB
A529-05	10X5 3B+2 4/85 .125 A5 CTR DBL RL BB
<b>4/87 8MM BOLT HOLE</b>	
SP-026-01	8X5 2N+3N 4/87 .125
SP-026-02	8X6 3B+3N 4/87 .125
SP-026-03	8X7 3B+4N 4/87 .125
<b>4/100 10MM BOLT HOLE</b>	
004-10	8X8 3B+5N 4/100 .125
004-13	8X8 3B+5N 4/100 .160
004-09	8X8 3B+5N 4/100 .190
004-01	8X8 4B+4N 4/100 .125
004-03	8X9 4B+5N 4/100 .125
004-05	9X8 3B+5N 4/100 .125
004-11	9X8 3B+5N 4/100 .190
004-07	10X8 3B+5N 4/100 .125
004-14	10X8 3B+5N 4/100 .160
004-06	10X8 3B+5N 4/100 .190
004-08	10X9 3B+6N 4/100 .125
992-50	10X9 3+6 4/100 CAST BEADLOCK WHEEL - DRIFT
994-50	10X9 3+6 4/100 CAST WHEEL FUSION
004-16	10X10 4B+6N 4/100 .190
<b>4/4 .5IN BOLT HOLE / GOLF</b>	
005-27	8X5 2N+3N 4/4 .190
005-31*	8X6 3B+3N 4/4 .160
005-29	8X6 3B+3N 4/4 .190

PART #	DESCRIPTION
036-01	8X7 3.5B+3.5N 4/4 .125 GOLF CART - 2.675 CTR
036-10	8X7 3B+4N 4/4 .125 GOLF CART - 2.675 CTR
005-38	8X8 2B+6N 4/4 .190
005-01	8X8 3B+5N 4/4 .125
036-06	8X8 3B+5N 4/4 .125 GOLF CART - 2.675 CTR
005-30	8X8 3B+5N 4/4 .190
A505-01	8X8 3N+5N 4/4 .125 R A5 CTR DBL RL BB
005-45	8X8 3B+5N 4/4 IR IB BB
005-36	9X8 3B+5N 4/4 .190
005-03	10X5 2N+3B 4/4 .125
A505-02	10X5 3B+2N 4/4 .125 A5 CTR DBL RL BB
005-50	10X5 3B+2N 4/4 RL IB BB
005-50-NR	10X5 3B+2N 4/4 RL IB BB - NO RING
A505-04	10X5 4+1 4/4 .125 A5 CTR DBL RL BB NO VALVE HOLE
A505-04R	10X5 4+1 4/4 .125 R A5 CTR DBL RL BB NO VALVE HOLE
005-04	10X6 3B+3N 4/4 .190
036-97	10X7 3+7 4/4 RHYTHM GOLF CART
036-02	10X7 3B+4N 4/4 .125 GOLF CART
005-24	10X8 3B+5N 4/4 .125
005-33	10X8 3B+5N 4/4 .160
005-07	10X8 3B+5N 4/4 .190
005-44	10X8 3B+5N 4/4 RL IB BB
005-44-NR	10X8 3B+5N 4/4 RL IB BB - NO RING
036-059	10X8 3B+5N 4/4 GOLF CART - 2.675 CTR
A505-03	10X8 3N+5N 4/4 .125 R A5 CTR DBL RL BB
005-41	10X8 4B+4N 4/4 .160
005-08	10X9 3B+6N 4/4 .125
036-09	10X9 3B+6N 4/4 .125 GOLF CART - 2.675 CTR
005-09	10X9 3B+6N 4/4 .190
992-45	10X9 3+6 4/4 CAST BEADLOCK WHEEL - DRIFT
994-45	10X9 3+6 4/4 CAST WHEEL FUSION
989-05	12X7 2+5 4/4 MACHINED NITRO GOLF CART
989-05B	12X7 2+5 4/4 BLACK NITRO GOLF CART
989-05C	12X7 2+5 4/4 CHROME NITRO GOLF CART
995-05	12X7 2+5 4/4 QUATROSPORT GOLF CART
<b>4/110 10MM BOLT HOLE</b>	
006-02	8X6 2N+4N 4/110 .125
A506-02	8X6 2N+4N 4/110 .125 A5 CTR DBL RL BB
A506-029	8X6 2N+4N 4/110 .125 A5 CTR DBL RL BB
G2J-06-029	8X6 2N+4N 4/110 ROLLED LIP - JR REAR WHEEL (.125)
006-11	8X6 3B+3N 4/110 .125
006-10	8X7 2N+5N 4/110 .190
006-66	8X7 3B+4N 4/110 .125
006-669	8X7 3B+4N 4/110 .125 - BLACK
006-03	8X8 3B+5N 4/110 .125
006-039	8X8 3B+5N 4/110 .125 - BLACK
006-34	8X8 3B+5N 4/110 .190

PART #	DESCRIPTION
006-46	8X8 3N+5N 4/110 DBL RL BB
G2-06-469	8X8 3N+5N 4/110 DBL RL BB - BLACK
006-48	8X8 3N+5N 4/110 RL IB BB
006-48-NR	8X8 3N+5N 4/110 RL IB BB - NO RING
G2-06-489	8X8 3N+5N 4/110 RL IB BB - BLACK
G2-06-489NR	8X8 3N+5N 4/110 RL IB BB - NO RING - BLACK
A506-03	8X8 3N+5N 4/110 .125 R A5 CTR DBL RL BB
A506-039	8X8 3N+5N 4/110 .125 R A5 CTR DBL RL BB - BLACK
EV06-03	8X8 3N+5N 4/110 RR - EVO
006-01	8X8 4B+4N 4/110 .125
006-05	8X9 4B+5N 4/110 .125
006-06	8X10 5N+5N 4/110 .125
992-80	9X8 2+6 4/110 CAST BEADLOCK WHEEL THE DRIFT
006-07	9X8 3B+5N 4/110 .125
006-08	9X8 3B+5N 4/110 .190
006-089	9X8 3B+5N 4/110 .190 - BLACK
006-50	9X8 3N+5N 4/110 DBL RL BB
999-80	9X8 3B+5N 4/110 CAST WHEEL
006-509	9X8 3N+5N 4/110 DBL RL BB - BLACK
G2-06-509	9X8 3N+5N 4/110 DBL RL BB - BLACK
006-52	9X8 3N+5N 4/110 RL IB BB
006-529	9X8 3N+5N 4/110 RL IB BB - BLACK
006-52-NR	9X8 3N+5N 4/110 RL IB BB - NO RING
006-529-NR	9X8 3N+5N 4/110 RL IB BB - NO RING - BLACK
G2-06-529	9X8 3N+5N 4/110 RL IB BB - BLACK
G2-06-529NR	9X8 3N+5N 4/110 RL IB BB - BLACK - NO RING
G2DB-06-529	9X8 3N+5N 4/110 DBL IB BB - BLACK
G2DB-06-529NR	9X8 3N+5N 4/110 DBL BEADLOCK - BLACK - NO RING
A506-07	9X8 3N+5N 4/110 .125 R A5 CTR DBL RL BB
A506-079	9X8 3N+5N 4/110 .125 R A5 CTR DBL RL BB - BLACK
006-73	9X8 6.315B + 1.64N 4/110 DBL RL BB
006-739	9X8 6.315B + 1.64N 4/110 DBL RL BB - BLACK
G2-06-739	9X8 6.315B + 1.64N 4/110 DBL IR BB - BLACK
006-76	9X8 6.315B + 1.64N 4/110 RL IB BILLET SHAMROCK (OUTLAW)
006-04	9X9 3B+6N 4/110 .190
G2DB-06-559	9X9 4.5N+4.5N 4/110 DBL IB BB - BLACK
G2DB-06-559NR	9X9 4.5N+4.5N 4/110 DBL IB BB - NO RING - BLACK
006-09	9X9 4B+5N 4/110 .125
G2DB-06-539	9X9 4N+5N 4/110 DBL IB BB - BLACK
G2DB-06-539NR	9X9 4N+5N 4/110 DBL IB BB - NO RING - BLACK
006-12	10X5 3B+2N 4/110 .125
006-23	10X5 3B+2N 4/110 .190
006-13	10X6 2N+4N 4/110 .125
006-33	10X6 4B+2N 4/110 .190
006-15	10X8 3B+5N 4/110 .125
006-44	10X8 3B+5N 4/110 .190
006-549	10X8 3B+5N 4/110 DBL RL BB - BLACK
G2-06-549	10X8 3N+5N 4/110 DBL RL BB - BLACK
006-56	10X8 3B+5N 4/110 RL IB BB

PART #	DESCRIPTION
006-56-NR	10X8 3B+5N 4/110 RL IB BB - NO RING
999-60	10X8 3B+5N 4/110 CAST WHEEL
G2-06-569	10X8 3N+5N 4/110 RL IB BB - BLACK
G2-06-569NR	10X8 3N+5N 4/110 RL IB BB - NO RING - BLACK
A506-15	10X8 3N+5N 4/110 .125 R A5 CTR DBL RL BB
A506-159	10X8 3N+5N 4/110 .125 R A5 CTR DBL RL BB
EV06-15	10X8 3N+5N 4/110 RR - EVO
006-79	10X8.75 6.75B+2N 4/110 .160 - OUTLAW SAND
992-60	10X9 3+6 4/110 CAST BEADLOCK WHEEL THE DRIFT
006-19	10X9 3B+6N 4/110 .125
006-199	10X9 3B+6N 4/110 .125 - BLACK
006-40	10X9 3B+6N 4/110 .160
006-20	10X9 3B+6N 4/110 .190
006-17	10X9 4B+5N 4/110 .125
006-21	10X10 4B+6N 4/110 .125
006-27	10X10 4B+6N 4/110 .190
A506-55	10X10 5N+5N 4/110 .125 R A5 CTR DBL RL BB
A506-559	10X10 5N+5N 4/110 .125 R A5 CTR DBL RL BB - BLACK
998-15	10X10 4B+6N 4/110 CAST WHEEL
006-45	11X6 4B+2N 4/110 .190
006-29	11X7 5B+2N 4/110 .190
006-30	11X8 3N+5B 4/110 .190
S006-31	12X6 3B+3N 4/110 RL IB SECTOR - BLACK
006-42	12X6 4B+2N 4/110 .190 RHINO
RO12064210BLK	12X6 4B+2N 4/110 .190 ROK OUT - BLACK
RL12064210BLK	12X6 4B+2N 4/110 .190 ROK'N LOCK - BLACK
S006-07	12X6 4B+2N 4/110 DBL RL SECTOR - BLACK
S006-01	12X6 4B+2N 4/110 RL IB SECTOR - BLACK
UL12064210BLK	12X6 4B+2N 4/110 .190 ULTIMATE BEADLOCK - BLACK
UL12064210P	12X6 4B+2N 4/110 .190 ULTIMATE - POLISHED
RO12072510BLK	12X7 2B+5N 4/110 .190 ROK OUT - BLACK
RL12072510BLK	12X7 2B+5N 4/110 .190 ROK'N LOCK - BLACK
UL12072510BLK	12X7 2B+5N 4/110 .190 ULTIMATE BEADLOCK - BLACK
UL12072510P	12X7 2B+5N 4/110 .190 ULTI BEADLOCK - POLISHED
S006-41	12X7 2B+5N 4/110 DBL RL SECTOR - BLACK
S006-30	12X7 2B+5N 4/110 RL IB SECTOR - BLACK
989-15	12X7 2+5 4/110 MACHINED NITRO
989-15B	12X7 2+5 4/110 BLACK NITRO
989-15BC	12X7 2+5 4/110 BLACK CHROME NITRO
989-15C	12X7 2+5 4/110 CHROME NITRO
991-16	12X7 2+5 4/110 DIABLO - MACHINED
991-16B	12X7 2+5 4/110 DIABLO - BLACK
006-100	12X7 2N+5N 4/110 .190 RHINO
997-15B	12X7 2+5 4/110 RHYTHM BLACK
999-16	12X7 2+5 4/110 RATTLESNAKE
S006-39	12X7 3B+4N 4/110 DBL RL SECTOR - BLACK
S006-32	12X7 3B+4N 4/110 RL IB SECTOR - BLACK
006-95	12X7 4N+3N 4/110 .190 - SEE P/N 006-101
RO12074310BLK	12X7 4B+3N 4/110 .190 ROK OUT - BLACK
RL12074310BLK	12X7 4B+3N 4/110 .190 ROK'N LOCK - BLACK

PART #	DESCRIPTION
UL12074310BLK	12X7 4B+3N 4/110 .190 ULTIMATE BEADLOCK - BLACK
UL12074310P	12X7 4B+3N 4/110 .190 ULTIMATE BEADLOCK - POL
989-10	12X7 4+3 4/110 MACHINED NITRO
989-10B	12X7 4+3 4/110 BLACK NITRO
989-10C	12X7 4+3 4/110 CHROME NITRO
991-11	12X7 4+3 4/110 DIABLO - MACHINED
991-11B	12X7 4+3 4/110 DIABLO - BLACK
995-10	12X7 4+3 4/110 QUATROSPORT
999-11	12X7 4+3 4/110 RATTLESNAKE
999-11B	12X7 4+3 4/110 RATTLESNAKE BLACK
S006-40	12X7 4B+3N 4/110 DBL RL SECTOR - BLACK
S006-02	12X7 4B+3N 4/110 RL IB SECTOR - BLACK
S006-02NR	12X7 4B+3N 4/110 RL IB SECTOR - NO RING - BLACK
006-101	12X7 4B+3N 4/110 .190 RHINO
006-31	12X7 5B+2N 4/110 .190 RHINO
RO12075210BLK	12X7 5B+2N 4/110 .190 ROK OUT - BLACK
RL12075210BLK	12X7 5B+2N 4/110 .190 ROK'N LOCK - BLACK
UL12075210BLK	12X7 5B+2N 4/110 .190 ULTIMATE BEADLOCK - BLACK
UL12075210P	12X7 5B+2N 4/110 .190 ULTIMATE BEADLOCK - POL- ISHED
S006-08	12X7 5B+2 4/110 DBL RL SECTOR - BLACK
S006-03	12X7 5B+2N 4/110 RL IB SECTOR - BLACK
S006-42	12X8 3B+5N 4/110 DBL RL SECTOR - BLACK
S006-33	12X8 3B+5N 4/110 RL IB SECTOR - BLACK
006-32	12X8 3B+5N 4/110 .190 RHINO
RO12083510BLK	12X8 3B+5N 4/110 .190 ROK OUT - BLACK
RL12083510BLK	12X8 3B+5N 4/110 .190 ROK'N LOCK - BLACK
UL12083510BLK	12X8 3B+5N 4/110 .190 ULTIMATE BEADLOCK - BLACK
UL12083510P	12X8 3B+5N 4/110 .190 ULTIMATE BEADLOCK - POL
006-99	12X8 4B+4N 4/110 .190 RHINO
RO12084410BLK	12X8 4B+4N 4/110 .190 ROK OUT - BLACK
RL12084410BLK	12X8 4B+4N 4/110 .190 ROK'N LOCK - BLACK
UL12084410BLK	12X8 4B+4N 4/110 .190 ULTIMATE BEADLOCK - BLACK
UL12084410P	12X8 4B+4N 4/110 .190 ULTIMATE BEADLOCK - POL
S006-37	12X8 4B+4N 4/110 DBL RL SECTOR - BLACK
S006-19	12X8 4B+4N 4/110 RL IB SECTOR - BLACK
006-16	12X8 5B+3N 4/110 .190 RHINO
RO12085310BLK	12X8 5B+3N 4/110 .190 ROK OUT - BLACK
RL12085310BLK	12X8 5B+3N 4/110 .190 ROK'N LOCK - BLACK
UL12085310BLK	12X8 5B+3N 4/110 .190 ULTIMATE BEADLOCK - BLACK
UL12085310P	12X8 5B+3N 4/110 .190 ULTIMATE BEADLOCK - POL
S006-55	12X8 5B+3N 4/110 DBL RL SECTOR - BLACK
S006-04	12X8 5B+3N 4/110 RL IB SECTOR - BLACK
S006-09	12X8 6B+2N 4/110 DBL RL SECTOR -BLACK
S006-05	12X8 6B+2N 4/110 RL IB SECTOR - BLACK
S006-06	12X9 6B+3N 4/110 RL IB SECTOR - BLACK
006-97	12X10 4B+6N 4/110 .125 W/REINFORCING PLATE RHINO
006-98	12X10 4B+6N 4/110 .190 RHINO
S006-22	12X10 4B+6N 4/110 RL IB SECTOR - BLACK
RO12105510BLK	12X10 5B+5N 4/110 .190 ROK OUT - BLACK

PART #	DESCRIPTION
RL12105510BLK	12X10 5B+5N 4/110 .190 ROK'N LOCK - BLACK
UL12105510BLK	12X10 5B+5N 4/110 .190 ULTIMATE BEADLOCK - BLACK
UL12105510P	12X10 5B+5N 4/110 .190 ULTIMATE BEADLOCK - POL- ISHED
S006-38	12X10 5B+5N 4/110 DBL RL SECTOR - BLACK
S006-20	12X10 5B+5N 4/110 RL IB SECTOR - BLACK
UL12115610BLK	12X11 5B+6N 4/110 .190 ULTIMATE BEADLOCK - BLACK
UL12115610P	12X11 5B+6N 4/110 .190 ULTIMATE BEADLOCK - POL- ISHED
S006-23	12X11 5B+6N 4/110 RL IB SECTOR - BLACK
S006-44	12X11 6B+5N 4/110 DBL RL SECTOR - BLACK
S006-21	12X11 6B+5N 4/110 RL IB SECTOR - BLACK
S006-19NR	14X6 3B+3N 4/110 RL IB SECTOR - NO RING - BLACK
S006-54	14X6 3B+3N 4/110 RL IB SECTOR - BLACK
RO14064210BLK	14X6 4B+2N 4/110 .190 ROK OUT - BLACK
RL14064210BLK	14X6 4B+2N 4/110 .190 ROK'N LOCK - BLACK
UL14064210BLK	14X6 4B+2N 4/110 .190 ULTIMATE BEADLOCK - BLACK
UL14064210P	14X6 4B+2N 4/110 .190 ULTIMATE BEADLOCK - POL
S006-10	14X6 4B+2N 4/110 RL IB SECTOR - BLACK
S006-16	14X6 4B+2N 4/110 DBL RL SECTOR - BLACK
RO14072510BLK	14X7 2B+5N 4/110 .190 ROK OUT - BLACK
RL14072510BLK	14X7 2B+5N 4/110 .190 ROK'N LOCK - BLACK
UL14072510BLK	14X7 2B+5N 4/110 .190 ULTIMATE BEADLOCK - BLACK
UL14072510P	14X7 2B+5N 4/110 .190 ULTIMATE BEADLOCK - POL
S006-47	14X7 2B+5N 4/110 DBL RL SECTOR - BLACK
S006-35	14X7 2B+5N 4/110 RL IB SECTOR - BLACK
S006-45	14X7 3B+4N 4/110 DBL RL SECTOR - BLACK
S006-34	14X7 3B+4N 4/110 RL IB SECTOR - BLACK
RO14074310BLK	14X7 4B+3N 4/110 .190 ROK OUT - BLACK
RL14074310BLK	14X7 4B+3N 4/110 .190 ROK'N LOCK - BLACK
UL14074310BLK	14X7 4B+3N 4/110 .190 ULTIMATE BEADLOCK - BLACK
UL14074310P	14X7 4B+3N 4/110 .190 ULTIMATE BEADLOCK - POL
S006-46	14X7 4B+3N 4/110 DBL RL SECTOR - BLACK
S006-11	14X7 4B+3N 4/110 RL IB SECTOR - BLACK
RO14075210BLK	14X7 5B+2N 4/110 .190 ROK OUT - BLACK
RL14075210BLK	14X7 5B+2N 4/110 .190 ROK'N LOCK - BLACK
UL14075210BLK	14X7 5B+2N 4/110 .190 ULTIMATE BEADLOCK - BLACK
UL14075210P	14X7 5B+2N 4/110 .190 ULTIMATE BEADLOCK - POL
S006-17	14X7 5B+2N 4/110 DBL RL SECTOR - BLACK
S006-12	14X7 5B+2N 4/110 RL IB SECTOR - BLACK
RO14083510BLK	14X8 3B+5N 4/110 .190 ROK OUT - BLACK
RL14083510BLK	14X8 3B+5N 4/110 .190 ROK'N LOCK - BLACK
UL14083510BLK	14X8 3B+5N 4/110 .190 ULTIMATE BEADLOCK - BLACK
UL14083510P	14X8 3B+5N 4/110 .190 ULTIMATE BEADLOCK - POL
S006-48	14X8 3B+5N 4/110 DBL RL SECTOR - BLACK
S006-36	14X8 3B+5N 4/110 RL IB SECTOR - BLACK
RO14084410BLK	14X8 4B+4N 4/110 .190 ROK OUT - BLACK
RL14084410BLK	14X8 4B+4N 4/110 .190 ROK'N LOCK - BLACK
UL14084410BLK	14X8 4B+4N 4/110 .190 ULTIMATE BEADLOCK - BLACK
UL14084410P	14X8 4B+4N 4/110 .190 ULTIMATE BEADLOCK - POL
S006-28	14X8 4B+4N 4/110 DBL RL SECTOR - BLACK

PART #	DESCRIPTION
S006-27	14X8 4B+4N 4/110 RL IB SECTOR - BLACK
RO14085310BLK	14X5 5B+3N 4/110 .190 ROK OUT - BLACK
RL14085310BLK	14X8 5B+3N 4/110 .190 ROK'N LOCK - BLACK
UL14085310BLK	14X8 5B+3N 4/110 .190 ULTIMATE BEADLOCK - BLACK
UL14085310P	14X8 5B+3N 4/110 .190 ULTIMATE BEADLOCK - POL- ISHED
S006-13	14X8 5B+3N 4/110 RL IB SECTOR - BLACK
S006-13NR	14X8 5B+3N 4/110 RL IB SECTOR - NO RING - BLACK
S006-18	14X8 6B+2N 4/110 DBL RL SECTOR - BLACK
S006-14	14X8 6B+2N 4/110 RL IB SECTOR - BLACK
S006-15	14X9 6B+3N 4/110 RL IB SECTOR - BLACK
S006-49	14X10 4B+6N 4/110 DBL RL SECTOR -BLACK
S006-52	14X10 4B+6N 4/110 RL IB SECTOR - BLACK
RO14105510BLK	14X10 5B+5N 4/110 .190 ROK OUT - BLACK
RL14105510BLK	14X10 5B+5N 4/110 .190 ROK'N LOCK - BLACK
UL14105510BLK	14X10 5B+5N 4/110 .190 ULTIMATE BEADLOCK - BLACK
UL14105510P	14X10 5B+5N 4/110 .190 ULTIMATE BEADLOCK - POL- ISHED
S006-50	14X10 5B+5N 4/110 DBL RL SECTOR - BLACK
S006-24	14X10 5B+5N 4/110 RL IB SECTOR - BLACK
S006-51	14X11 5B+6N 4/110 DBL RL SECTOR - BLACK
S006-25	14X11 5B+6N 4/110 RL IB SECTOR - BLACK
S006-53	14X11 6B+5N 4/110 RL IB SECTOR - BLACK
** 4/110 DIABLO BEADLOCK WHEELS GO TO 4/110-115 BOLT PATTERN **	
4/110-115 10MM BOLT HOLE	
991-15	12X7 2+5 4/110-115 MACHINED DIABLO
991-15BC	12X7 2+5 4/110-115 BLACK CHROME DIABLO
991-15C	12X7 2+5 4/110-115 CHROME DIABLO
990-15	12X7 2+5 4/110-115 MACHINED DIABLO BEADLOCK
990-15B	12X7 2+5 4/110-115 BLACK DIABLO BEADLOCK
991-10	12X7 4+3 4/110-115 MACHINED DIABLO
991-10B	12X7 4+3 4/110-115 BLACK DIABLO
991-10BC	12X7 4+3 4/110-115 BLACK CHROME DIABLO
991-10C	12X7 4+3 4/110-115 CHROME DIABLO
990-10	12X7 4+3 4/110-115 MACHINED DIABLO BEADLOCK
990-10B	12X7 4+3 4/110-115 BLACK DIABLO BEADLOCK
993-10BC	14X6 4+2 4/110-115 BLACK CHORME DIABLO
993-10C	14X6 4+2 4/110-115 CHROME DIABLO
993-12BC	14X8 3+5 4/110-115 BLACK CHROME DIABLO
993-12C	14X8 3+5 4/110-115 CHROME DIABLO
993-11BC	14X8 5+3 4/110-115 BLACK CHROME DIABLO
993-11C	14X8 5+3 4/110-115 CHROME DIABLO
4/115 10MM BOLT HOLE	
G2J-07-029	8X6 2N+4N 4/115 DBL IR BB - BLACK .125
A507-02	8X6 2N+4N 4/115 .125 A5 CTR DBL RL BB
A507-029	8X6 2N+4N 4/115 .125 A5 CTR DBL RL BB - BLACK
007-37	8X7 3B+4N 4/115 .125
007-16	8X8 3B+5N 4/115 .125
007-169	8X8 3B+5N 4/115 .125 - BLACK
007-15	8X8 3B+5N 4/115 .190
007-25	8X8 3N+5N 4/115 DBL RL BB

PART #	DESCRIPTION
G2-07-259	8X8 3N+5N 4/115 DBL RL BB - BLACK
007-27	8X8 3N+5N 4/115 RL IB BB
007-27-NR	8X8 3N+5N 4/115 RL IB BB - NO RING
G2-07-279	8X8 3N+5N 4/115 RL IB BB - BLACK
G2-07-279NR	8X8 3N+5N 4/115 RL IB BB - BLACK - NO RING
A507-16	8X8 3N+5N 4/115 .125 R A5 CTR DBL RL BB
A507-169	8X8 3N+5N 4/115 .125 R A5 CTR DBL RL BB - BLACK
EV07-16	8X8 3N+5N 4/115 RR - EVO
007-02	8X9 4B+5N 4/115 .125
007-03	8X10 5N+5N 4/115 .125
992-85	9X8 2+6 4/115 CAST BEADLOCK WHEEL THE DRIFT
994-85	9X8 2+6 4/115 CAST WHEEL FUSION
007-04	9X8 3B+5N 4/115 .125
007-05	9X8 3B+5N 4/115 .190
007-059	9X8 3B+5N 4/115 .190 - BLACK
007-29	9X8 3N+5N 4/115 DBL RL BB
007-299	9X8 3N+5N 4/115 DBL RL BB - BLACK
G2-07-299	9X8 3N+5N 4/115 DBL RL BB - BLACK
007-31	9X8 3N+5N 4/115 RL IB BB
007-31-NR	9X8 3N+5N 4/115 RL IB BB - NO RING
999-85	9X8 3B+5N 4/115 CAST
G2-07-319	9X8 3N+5N 4/115 RL IB BB - BLACK
G2-07-319NR	9X8 3N+5N 4/115 RL IB BB - BLACK - NO RING
G2DB-07-319	9X8 3N+5N 4/115 DBL IB BB - BLACK
G2DB-07-319NR	9X8 3N+5N 4/115 DBL IB BB - BLACK - NO RING
A507-04	9X8 3N+5N 4/115 .125 R A5 CTR DBL RL BB
A507-049	9X8 3N+5N 4/115 .125 R A5 CTR DBL RL BB - BLACK
007-24	9X9 3B+6N 4/115 .190
G2DB-07-349	9X9 4.5N+4.5N 4/115 DBL IB BB - BLACK
007-06	9X9 4B+5N 4/115 .125
G2DB-07-329	9X9 4N+5N 4/115 DBL IB BB - BLACK
G2DB-07-329NR	9X9 4N+5N 4/115 DBL IB BB- BLACK - NO RING
007-43	10X5 1.125N+3.875B 4/115 DBL RL BB
007-07	10X8 3B+5N 4/115 .125
007-079	10X8 3B+5N 4/115 .125 - BLACK
007-19	10X8 3B+5N 4/115 .160
007-08	10X8 3B+5N 4/115 .190
999-65	10X8 3B+5N 4/115 CAST
007-33	10X8 3B+5N 4/115 DBL RL BB
G2-07-339	10X8 3N+5N 4/115 DBL RL BB - BLACK
007-35	10X8 3B+5N 4/115 RL IB BB
007-35-NR	10X8 3B+5N 4/115 RL IB BB - NO RING
007-359-NR	10X8 3B+5N 4/115 RL IB BB - NO RING - BLACK
G2-07-359	10X8 3N+5N 4/115 RL IB BB - BLACK
G2-07-359NR	10X8 3N+5N 4/115 RL IB BB - BLACK - NO RING
A507-07	10X8 3N+5N 4/115 .125 R A5 CTR DBL RL BB
A507-079	10X8 3N+5N 4/115 .125 R A5 CTR DBL RL BB - BLACK
EV07-07	10X8 3N+5N 4/115 RR - EVO
992-65	10X9 3+6 4/115 CAST BEADLOCK WHEEL THE DRIFT
994-65	10X9 3+6 4/115 CAST WHEEL FUSION

PART #	DESCRIPTION
007-11	10X9 3B+6N 4/115 .125
007-21	10X9 3B+6N 4/115 .160
007-12	10X9 3B+6N 4/115 .190
007-09	10X9 4B+5N 4/115 .125
007-10	10X9 4B+5N 4/115 .190
007-13	10X10 4B+6N 4/115 .125
007-14	10X10 4B+6N 4/115 .190
998-20	10X10 4B+6N 4/115 CAST
A507-55	10X10 5N+5N 4/115 .125 R A5 CTR DBL RL BB
A507-559	10X10 5N+5N 4/115 .125 R A5 CTR DBL RL BB - BLACK
S007-31	12X6 3B+3N 4/115 RL IB SECTOR - BLACK
007-47	12X6 4B+2N 4/115 .190 10MM
RO12064215BLK	12X6 4B+2N 4/115 .190 ROK OUT - BLACK
RL12064215BLK	12X6 4B+2N 4/115 .190 ROK'N LOCK - BLACK
UL12064215BLK	12X6 4B+2N 4/115 .190 ULTIMATE BEADLOCK - BLACK
UL12064215P	12X6 4B+2N 4/115 .190 ULTIMATE BEADLOCK - POLI
S007-07	12X6 4B+2N 4/115 DBL RL SECTOR - BLACK
S007-01	12X6 4B+2N 4/115 RL IB SECTOR - BLACK
RO12072515BLK	12X7 2B+5N 4/115 .190 ROK OUT - BLACK
RL12072515BLK	12X7 2B+5N 4/115 .190 ROK'N LOCK - BLACK
UL12072515BLK	12X7 2B+5N 4/115 .190 ULTIMATE BEADLOCK - BLACK
UL12072515P	12X7 2B+5N 4/115 .190 ULTIMATE BEADLOCK - POLI
007-100	12X7 2N+5N 4/115 .190
989-25	12X7 2+5 4/115 MACHINED NITRO
989-25B	12X7 2+5 4/115 BLACK NITRO
989-25BC	12X7 2+5 4/115 BLACK CHROME NITRO
989-25C	12X7 2+5 4/115 CHROME NITRO
991-25	12X7 2+5 4/115 - MACHINED DIABLO
991-25B	12X7 2+5 4/115 - BLACK DIABLO
S007-41	12X7 2B+5N 4/115 DBL RL SECTOR - BLACK
S007-30	12X7 2B+5N 4/115 RL IB SECTOR - BLACK
S007-39	12X7 3B+4N 4/115 DBL RL SECTOR - BLACK
S007-32	12X7 3B+4N 4/115 RL IB SECTOR - BLACK
RO12074315BLK	12X7 4B+3N 4/115 .190 ROK OUT - BLACK
RL12074315BLK	12X7 4B+3N 4/115 .190 ROK'N LOCK - BLACK
UL12074315BLK	12X7 4B+3N 4/115 .190 ULTIMATE BEADLOCK - BLACK
UL12074315P	12X7 4B+3N 4/115 .190 ULTIMATE BEADLOCK - POL
S007-40	12X7 4B+3N 4/115 DBL RL SECTOR - BLACK
S007-02	12X7 4B+3N 4/115 RL IB SECTOR - BLACK
989-20	12X7 4+3 4/115 MACHINED NITRO
989-20B	12X7 4+3 4/115 BLACK NITRO
989-20BC	12X7 4+3 4/115 BLACK CHROME NITRO
989-20C	12X7 4+3 4/115 CHROME NITRO
991-20	12X7 4+3 4/115 MACHINED DIABLO
991-20B	12X7 4+3 4/115 BLACK DIABLO
007-101	12X7 4B+3N 4/115 .190
RO12075215BLK	12X7 5B+2N 4/115 .190 ROK OUT - BLACK
RL12075215BLK	12X7 5B+2N 4/115 .190 ROK'N LOCK - BLACK
UL12075215BLK	12X7 5B+2N 4/115 .190 ULTIMATE BEADLOCK - BLACK
UL12075215P	12X7 5B+2N 4/115 .190 ULTIMATE BEADLOCK - POL

PART #	DESCRIPTION
S007-08	12X7 5B+2N 4/115 DBL RL SECTOR - BLACK
S007-03	12X7 5B+2N 4/115 RL IB SECTOR - BLACK
995-40	12X7 4+3 4/156 QUATROSPORT FRONT
RO12083515BLK	12X8 3B+5N 4/115 .190 ROK OUT - BLACK
RL12083515BLK	12X8 3B+5N 4/115 .190 ROK'N LOCK - BLACK
UL12083515BLK	12X8 3B+5N 4/115 .190 ULTIMATE BEADLOCK - BLACK
UL12083515P	12X8 3B+5N 4/115 .190 ULTIMATE BEADLOCK - POL
S007-42	12X8 3B+5N 4/115 DBL RL SECTOR - BLACK
S007-33	12X8 3B+5N 4/115 RL IB SECTOR - BLACK
RO12084415BLK	12X8 4B+4N 4/115 .190 ROK OUT - BLACK
RL12084415BLK	12X8 4B+4N 4/115 .190 ROK'N LOCK - BLACK
UL12084415BLK	12X8 4B+4N 4/115 .190 ULTIMATE BEADLOCK - BLACK
UL12084415P	12X8 4B+4N 4/115 .190 ULTIMATE BEADLOCK - POL
S007-37	12X8 4B+4N 4/115 DBL RL SECTOR - BLACK
S007-XX	12X8 4B+4N 4/115 RL IB SECTOR - BLACK
S007-55	12X8 5B+3N 4/115 DBL RL SECTOR - BLACK
S007-04	12X8 5B+3N 4/115 RL IB SECTOR - BLACK
RO12085315BLK	12X8 5B+3N 4/115 .190 ROK OUT - BLACK
RL12085315BLK	12X8 5B+3N 4/115 .190 ROK'N LOCK - BLACK
UL12085315BLK	12X8 5B+3N 4/115 .190 ULTIMATE BEADLOCK - BLACK
UL12085315P	12X8 5B+3N 4/115 .190 ULTIMATE BEADLOCK - POL
S007-09	12X8 6B+2N 4/115 DBL RL SECTOR - BLACK
S007-05	12X9 6B+3N 4/115 RL IB SECTOR - BLACK
S007-06	12X9 6B+3N 4/115 RL IB SECTOR - BLACK
S007-22	12X10 4B+6N 4/115 RL IB SECTOR - BLACK
S007-38	12X10 5B+5N 4/115 DBL RL SECTOR - BLACK
RO12105515BLK	12X10 5B+5N 4/115 .190 ROK OUT - BLACK
RL12105515BLK	12X10 5B+5N 4/115 .190 ROK'N LOCK - BLACK
UL12105515BLK	12X10 5B+5N 4/115 .190 ULTIMATE BEADLOCK - BLACK
UL12105515P	12X10 5B+5N 4/115 .190 ULTIMATE BEADLOCK - POL
S007-XX	12X10 5B+5N 4/115 RL IB SECTOR - BLACK
UL12115615BLK	12X11 5B+6N 4/115 .190 ULTIMATE BEADLOCK - BLACK
UL12115615P	12X11 5B+6N 4/115 .190 ULTIMATE BEADLOCK - POL
S007-23	12X11 5B+6N 4/115 RL IB SECTOR - BLACK
S007-44	12X11 6B+5N 4/115 DBL RL SECTOR - BLACK
S007-21	12X11 6B+5N 4/115 RL IB SECTOR - BLACK
007-49	12X10 4B+6N 4/115 .190
007-48	13X12 6+6 4/115 .125
S007-54	14X6 3B+3N 4/115 RL IB SECTOR - BLACK
RO14064215BLK	14X6 4B+2N 4/115 .190 ROK OUT - BLACK
RL14064215BLK	14X6 4B+2N 4/115 .190 ROK'N LOCK - BLACK
UL14064215BLK	14X6 4B+2N 4/115 .190 ULTIMATE BEADLOCK - BLACK
UL14064215P	14X6 4B+2N 4/115 .190 ULTIMATE BEADLOCK - POL
S007-16	14X6 4B+2N 4/115 DBL RL SECTOR - BLACK
S007-10	14X6 4B+2N 4/115 RL IB SECTOR - BLACK
RO14072515BLK	14X7 2B+5N 4/115 .190 ROK OUT - BLACK
RL14072515BLK	14X7 2B+5N 4/115 .190 ROK'N LOCK - BLACK
UL14072515BLK	14X7 2B+5N 4/115 .190 ULTIMATE BEADLOCK - BLACK
UL14072515P	14X7 2B+5N 4/115 .190 ULTIMATE BEADLOCK - POLI
S007-47	14X7 2B+5N 4/115 DBL RL SECTOR - BLACK

PART #	DESCRIPTION
S007-35	14X7 2B+5N 4/115 RL IB SECTOR - BLACK
RO14073415BLK	14X7 3B+4N 4/115 .190 ROK OUT - BLACK
RL14073415BLK	14X7 3B+4N 4/115 .190 ROK'N LOCK - BLACK
S007-45	14X7 3B+4N 4/115 DBL RL SECTOR - BLACK
S007-34	14X7 3B+4N 4/115 RL IB SECTOR - BLACK
RO14074315BLK	14X7 4B+3N 4/115 .190 ROK OUT - BLACK
RL14074315BLK	14X7 4B+3N 4/115 .190 ROK'N LOCK - BLACK
UL14074315BLK	14X7 4B+3N 4/115 .190 ULTIMATE BEADLOCK - BLACK
UL14074315P	14X7 4B+3N 4/115 .190 ULTIMATE BEADLOCK - POLI
S007-46	14X7 4B+3N 4/115 DBL RL SECTOR - BLACK
S007-11	14X7 4B+3N 4/115 RL IB SECTOR - BLACK
999-22	14X7 4+3 4/115 RATTLESNAKE FRONT
RO14075215BLK	14X7 5B+2N 4/115 .190 ROK OUT - BLACK
RL14075215BLK	14X7 5B+2N 4/115 .190 ROK'N LOCK - BLACK
UL14075215BLK	14X7 5B+2N 4/115 .190 ULTIMATE BEADLOCK - BLACK
UL14075215P	14X7 5B+2N 4/115 .190 ULTIMATE BEADLOCK - BLACK
S007-17	14X7 5B+2N 4/115 DBL RL SECTOR - BLACK
S007-12	14X7 5B+2N 4/115 RL IB SECTOR - BLACK
RO14083515BLK	14X8 3B+5N 4/115 .190 ROK OUT - BLACK
RL14083515BLK	14X8 3B+5N 4/115 .190 ROK'N LOCK - BLACK
UL14083515BLK	14X8 3B+5N 4/115 .190 ULTIMATE BEADLOCK - BLACK
UL14083515P	14X8 3B+5N 4/115 .190 ULTIMATE BEADLOCK - POL
S007-48	14X8 3B+5N 4/115 DBL RL SECTOR - BLACK
S007-36	14X8 3B+5N 4/115 RL IB SECTOR - BLACK
RO14084415BLK	14X8 4B+4N 4/115 .190 ROK OUT - BLACK
RL14084415BLK	14X8 4B+4N 4/115 .190 ROK'N LOCK - BLACK
ULS14084415BLK	14X8 4B+4N 4/115 .190 ULTIMATE SPORT - BLACK
ULS14084415P	14X8 4B+4N 4/115 .190 ULTIMATE SPORT - POLISHED
UL14084415BLK	14X8 4B+4N 4/115 .190 ULTIMATE BEADLOCK - BLACK
UL14084415P	14X8 4B+4N 4/115 .190 ULTIMATE BEADLOCK - POL
S007-28	14X8 4B+4N 4/115 DBL RL SECTOR - BLACK
S007-20	14X8 4B+4N 4/115 RL IB SECTOR - BLACK
S007-20NR	14X8 4B+4N 4/115 RL IB SECTOR - NO RING - BLACK
RO14085315BLK	14X8 5B+3N 4/115 .190 ROK OUT - BLACK
RL14085315BLK	14X8 5B+3N 4/115 .190 ROK'N LOCK - BLACK
UL14085315BLK	14X8 5B+3N 4/115 .190 ULTIMATE BEADLOCK - BLACK
UL14085315P	14X8 5B+3N 4/115 .190 ULTIMATE BEADLOCK - POL
S007-13	14X8 5B+3N 4/115 RL IB SECTOR - BLACK
S007-13NR	14X8 5B+3N 4/115 RL IB SECTOR - NO RING - BLACK
S007-18	14X8 6B+2N 4/115 DBL RL SECTOR - BLACK
S007-14	14X8 6B+2N 4/115 RL IB SECTOR - BLACK
S007-15	14X9 6B+3N 4/115 RL IB SECTOR - BLACK
S007-49	14X10 4B+6N 4/115 DBL RL SECTOR - BLACK
S007-52	14X10 4B+6N 4/115 RL IB SECTOR - BLACK
RO14105515BLK	14X10 5B+5N 4/115 .190 ROK OUT - BLACK
RL14105515BLK	14X10 5B+5N 4/115 .190 ROK'N LOCK - BLACK
ULS14105515BLK	14X10 5B+5N 4/115 .190 ULTIMATE SPORT - BLACK
ULS14105515P	14X10 5B+5N 4/115 .190 ULTIMATE SPORT - POLISHED
UL14105515BLK	14X10 5B+5N 4/115 .190 ULTIMATE BEADLOCK - BLACK

PART #	DESCRIPTION
UL14105515 BLKNR	14X10 5B+5N 4/115 .190 ULTIMATE BEADLOCK - NO RING - BLACK
UL14105515P	14X10 5B+5N 4/115 .190 ULTIMATE BEADLOCK - POL
S007-50	14X10 5B+5N 4/115 DBL RL SECTOR - BLACK
S007-25	14X10 5B+5N 4/115 RL IB SECTOR - BLACK
S007-25NR	14X10 5B+5N 4/115 RL IB SECTOR - NO RING - BLACK
RL14115615BLK	14X11 5B+6N 4/115 .190 ROK'N LOCK - BLACK
ULS14115615BLK	14X11 5B+6N 4/115 .190 ULTIMATE SPORT - BLACK
ULS14115615P	14X11 5B+6N 4/115 .190 ULTIMATE SPORT - POLISHED
UL14115615BLK	14X11 5B+6N 4/115 .190 ULTIMATE BEADLOCK - BLACK
UL14115615P	14X11 5B+6N 4/115 .190 ULTIMATE BEADLOCK - POL
S007-51	14X11 5B+6N 4/115 DBL RL SECTOR - BLACK
S007-19	14X11 5B+6N 4/115 RL IB SECTOR - BLACK
S007-53	14X11 6B+5N 4/115 RL IB SECTOR - BLACK
4/130 8MM - 10MM BOLT HOLE	
010-01	8X8 4B+4N 4/130 .125 8MM
010-14	10X8 3B+5N 4/130 .160 10MM
010-05	10X8 3B+5N 4/130 .190 10MM
010-02	10X9 3B+6N 4/130 .125
010-07	10X9 4B+5N 4/130 .190 10MM
010-10	10X10 4B+6N 4/130 .190
4/130-110 10MM BOLT HOLE	
009-03	8X8 3B+5N 4/130-110 .125
009-15	8X8 3B+5N 4/130-110 .160
009-14	8X8 3B+5N 4/130-110 .190
009-06	9X9 4B+5N 4/130-110 .125
009-07	10X5 3B+2N 4/130-110 .125
009-08	10X8 3B+5N 4/130-110 .125
009-05	10X9 3B+6N 4/130-110 .190
009-09	10X9 4B+5N 4/130-110 .125
009-10	10X10 4B+6N 4/130-110 .125
4/136 10MM BOLT HOLE	
019-03	10X8 3B+5N 4/136 .190
994-55	10X9 3+6 4/136 CAST WHEEL FUSION
S019-31	12X6 3B+3N 4/136 RL IB SECTOR - BLACK
RO12064236BLK	12X6 4B+2N 4/136 .190 ROK OUT - BLACK
RL12064236BLK	12X6 4B+2N 4/136 .190 ROK'N LOCK - BLACK
UL12064236BLK	12X6 4B+2N 4/136 .190 ULTIMATE BEADLOCK - BLACK
UL12064236P	12X6 4B+2N 4/136 .190 ULTIMATE BEADLOCK - POL
S019-07	12X6 4B+2N 4/136 DBL RL SECTOR - BLACK
S019-01	12X6 4B+2N 4/136 RL IB SECTOR - BLACK
019-01	12X6 4B+2N 4/136 .190
S019-41	12X7 2B+5N 4/136 DBL RL SECTOR - BLACK
S019-30	12X7 2B+5N 4/136 RL IB SECTOR - BLACK
RO12072536BLK	12X7 2B+5N 4/136 .190 ROK OUT - BLACK
RL12072536BLK	12X7 2B+5N 4/136 .190 ROK'N LOCK - BLACK
UL12072536BLK	12X7 2B+5N 4/136 .190 ULTIMATE BEADLOCK - BLACK
UL12072536P	12X7 2B+5N 4/136 .190 ULTIMATE BEADLOCK - POL
019-23	12X7 2N+5N 4/136 .190
S019-39	12X7 3B+4N 4/136 DBL RL SECTOR - BLACK



PART #	DESCRIPTION
S019-32	12X7 3B+4N 4/136 RL IB SECTOR - BLACK
019-22	12X7 4B+3N 4/136 .190
019-28	12X7 4B+3N 4/136 .190 12MM
RO12074336BLK	12X7 4B+3N 4/136 .190 ROK OUT - BLACK
RL12074336BLK	12X7 4B+3N 4/136 .190 ROK'N LOCK - BLACK
UL12074336BLK	12X7 4B+3N 4/136 .190 ULTIMATE BEADLOCK - BLACK
UL12074336P	12X7 4B+3N 4/136 .190 ULTIMATE BEADLOCK - POL
991-30	12X7 4+3 4/136 MACHINED DIABLO
S019-40	12X7 4B+3N 4/136 DBL RL SECTOR - BLACK
S019-02	12X7 4B+3N 4/136 RL IB SECTOR - BLACK
S019-02NR	12X7 4B+3N 4/136 RL IB SECTOR - NO RING - BLACK
RO12075236BLK	12X7 5B+2N 4/136 .190 ROK OUT - BLACK
RL12075236BLK	12X7 5B+2N 4/136 .190 ROK'N LOCK - BLACK
UL12075236BLK	12X7 5B+2N 4/136 .190 ULTIMATE BEADLOCK - BLACK
UL12075236P	12X7 5B+2N 4/136 .190 ULTIMATE BEADLOCK - POL
S019-08	12X7 5B+2N 4/136 .190 DBL IR SECTOR
S019-03	12X7 5B+2N 4/136 RL IB SECTOR - BLACK
S019-03NR	12X7 5B+2N 4/136 RL IB SECTOR - NO RING - BLACK
019-02	12X8 3B+5N 4/136 .190
019-29	12X8 3B+5N 4/136 12MM .190
RO12083536BLK	12X8 3B+5N 4/136 .190 ROK OUT - BLACK
RL12083536BLK	12X8 3B+5N 4/136 .190 ROK'N LOCK - BLACK
UL12083536BLK	12X8 3B+5N 4/136 .190 ULTIMATE BEADLOCK - BLACK
UL12083536BLKNR	12X8 3B+5N .190 ULTI BEADLOCK NO RING BLACK
UL12083536P	12X8 3B+5N 4/136 .190 ULTIMATE BEADLOCK - POL
S019-42	12X8 3B+5N 4/136 DBL RL SECTOR - BLACK
S019-33	12X8 3B+5N 4/136 RL IB SECTOR - BLACK
S019-37	12X8 4B+4N 4/136 DBL RL SECTOR - BLACK
S019-19	12X8 4B+4N 4/136 RL IB SECTOR - BLACK
S019-19NR	12X8 4B+4N 4/136 RL IB SECTOR - NO RING - BLACK
019-09	12X8 4B+4N 4/136 .190
019-099	12X8 4B+4N 4/136 .190 - BLACK
019-26	12X8 4B+4N 4/136 .190 12MM TERYX
RO12084436BLK	12X8 4B+4N 4/136 .190 ROK OUT - BLACK
RL12084436BLK	12X8 4B+4N 4/136 .190 ROK'N LOCK - BLACK
UL12084436BLK	12X8 4B+4N 4/136 .190 ULTIMATE BEADLOCK - BLACK
UL12084436BLKNR	12X8 4B+4N .190 ULT BEADLOCK NO RING BLACK
UL12084436P	12X8 4B+4N 4/136 .190 ULTIMATE BEADLOCK - POL
019-07	12X8 5B+3N 4/136 .190
019-25	12X8 5B+3N 4/136 .190 12MM
RO12085336BLK	12X8 5B+3N 4/136 .190 ROK OUT - BLACK
RL12085336BLK	12X8 5B+3N 4/136 .190 ROK'N LOCK - BLACK
UL12085336BLK	12X8 5B+3N 4/136 .190 ULTIMATE BEADLOCK - BLACK
UL12085336P	12X8 5B+3N 4/136 .190 ULTIMATE BEADLOCK - POLI
S019-55	12X8 5B+3N 4/136 DBL RL SECTOR - BLACK
S019-04	12X8 5B+3N 4/136 IR IB SECTOR - BLACK
S019-09	12X8 6B+2N 4/136 DBL RL SECTOR - BLACK
S019-05	12X8 6B+2N 4/136 IR IB SECTOR - BLACK
S019-06	12X9 6B+3N 4/136 IR IB SECTOR -BLACK
019-10	12X10 4B+6N 4/136 .190

PART #	DESCRIPTION
019-27	12X10 4B+6N 4/136 12MM .190
UL12104636BLK	12X10 4B+6N 4/136 .190 ULTIMATE BEADLOCK - BLACK
UL12104636P	12X10 4B+6N 4/136 .190 ULTIMATE BEADLOCK - POL- ISHED
S019-22	12X10 4B+6N 4/136 RL IB SECTOR - BLACK
019-13	12X10 5B+5N 4/136 .190
019-139	12X10 5B+5N 4/136 .190 - BLACK
RO12105536BLK	12X10 5B+5N 4/136 .190 ROK OUT - BLACK
RL12105536BLK	12X10 5B+5N 4/136 .190 ROK'N LOCK - BLACK
UL12105536BLK	12X10 5B+5N 4/136 .190 ULTIMATE BEADLOCK - BLACK
UL12105536BLKNR	12X10 5B+5N .190 ULT BEADLOCK - NO RING - BLACK
UL12105536P	12X10 5B+5N 4/136 .190 ULTIMATE BEADLOCK - POL
S019-38	12X10 5B+5N 4/136 DBL RL SECTOR - BLACK
S019-20	12X10 5B+5N 4/156 RL IB SECTOR - BLACK
UL12115636BLK	12X11 5B+6N 4/136 .190 ULTIMATE BEADLOCK - BLACK
UL12115636P	12X11 5B+6N 4/136 .190 ULTIMATE BEADLOCK - POL
S019-44	12X11 6B+5N 4/136 DBL RL SECTOR - BLACK
S019-23	12X11 5B+6N 4/136 RL IB SECTOR - BLACK
S019-23NR	12X11 5B+6N 4/136 RL IB SECTOR - NO RING - BLACK
S019-XX	12X11 6B+5N 4/136 RL IB SECTOR - BLACK
S019-54	14X6 3B+3N 4/136 RL IB SECTOR - BLACK
RO14064236BLK	14X6 4B+2N 4/136 .190 ROK OUT - BLACK
RL14064236BLK	14X6 4B+2N 4/136 .190 ROK'N LOCK - BLACK
UL14064236BLK	14X6 4B+2N 4/136 .190 ULTIMATE BEADLOCK - BLACK
UL14064236P	14X6 4B+2N 4/136 .190 ULTIMATE BEADLOCK - POL
S019-16	14X6 4B+2N 4/136 DBL RL SECTOR - BLACK
S019-10	14X6 4B+2N 4/136 RL IB SECTOR - BLACK
RO14072536BLK	14X7 2B+5N 4/136 .190 ROK OUT - BLACK
RL14072536BLK	14X7 2B+5N 4/136 .190 ROK'N LOCK - BLACK
UL14072536BLK	14X7 2B+5N 4/136 .190 ULTIMATE BEADLOCK - BLACK
UL14072536P	14X7 2B+5N 4/136 .190 ULTIMATE BEADLOCK - POL
S019-47	14X7 2B+5N 4/136 DBL RL SECTOR - BLACK
S019-35	14X7 2B+5N 4/136 RL IB SECTOR - BLACK
S019-45	14X7 3B+4N 4/136 DBL RL SECTOR - BLACK
S019-34	14X7 3B+4N 4/136 RL IB SECTOR - BLACK
RO14074336BLK	14X7 4B+3N 4/136 .190 ROK OUT - BLACK
RL14074336BLK	14X7 4B+3N 4/136 .190 ROK'N LOCK - BLACK
UL14074336BLK	14X7 4B+3N 4/136 .190 ULTIMATE BEADLOCK - BLACK
UL14074336P	14X7 4B+3N 4/136 .190 ULTIMATE BEADLOCK - POL
S019-46	14X7 4B+3N 4/136 DBL RL SECTOR - BLACK
S019-11	14X7 4B+3N 4/136 RL IB SECTOR - BLACK
999-32	14X7 4+3 4/136 RATTLESNAKE FRONT
RO14075236BLK	14X7 5B+2N 4/136 .190 ROK OUT - BLACK
RL14075236BLK	14X7 5B+2N 4/136 .190 ROK'N LOCK - BLACK
UL14075236BLK	14X7 5B+2N 4/136 .190 ULTIMATE BEADLOCK - BLACK
UL14075236P	14X7 5B+2N 4/136 .190 ULTIMATE BEADLOCK - POL
S019-17	14X7 5B+2N 4/136 DBL RL SECTOR - BLACK
S019-12	14X7 5B+2N 4/136 RL IB SECTOR - BLACK
RO14083536BLK	14X8 3B+5N 4/136 .190 ROK OUT - BLACK
RL14083536BLK	14X8 3B+5N 4/136 .190 ROK'N LOCK - BLACK

PART #	DESCRIPTION
UL14083536BLK	14X8 3B+5N 4/136 .190 ULTIMATE BEADLOCK - BLACK
UL14083536P	14X8 3B+5N 4/136 .190 ULTIMATE BEADLOCK - POL
S019-48	14X8 3B+5N 4/136 DBL RL SECTOR - BLACK
S019-36	14X8 3B+5N 4/136 RL IB SECTOR - BLACK
RO14084436BLK	14X8 4B+4N 4/136 .190 ROK OUT - BLACK
RL14084436BLK	14X8 4B+4N 4/136 .190 ROK'N LOCK - BLACK
ULS14084436BLK	14X8 4B+4N 4/136 .190 ULTIMATE SPORT - BLACK
ULS14084436P	14X8 4B+4N 4/136 .190 ULTIMATE SPORT - POLISHED
UL14084436BLK	14X8 4B+4N 4/136 .190 ULTIMATE BEADLOCK - BLACK
UL14084436BLKNR	14X8 4B+4N .190 ULT BEADLOCK - NO RING - BLACK
UL14084436P	14X8 4B+4N 4/136 .190 ULTIMATE BEADLOCK - POL
S019-28	14X8 4B+4N 4/136 DBL RL SECTOR - BLACK
S019-27	14X8 4B+4N 4/136 RL IB SECTOR - BLACK
RO14085336BLK	14X8 5B+3N 4/136 .190 ROK OUT - BLACK
RL14085336BLK	14X8 5B+3N 4/136 .190 ROK'N LOCK - BLACK
UL14085336BLK	14X8 5B+3N 4/136 .190 ULTIMATE BEADLOCK - BLACK
UL14085336P	14X8 5B+3N 4/136 .190 ULTIMATE BEADLOCK - POL
S019-13	14X8 5B+3N 4/136 RL IB SECTOR - BLACK
S019-18	14X8 6B+2N 4/136 DBL IR SECTOR - BLACK
S019-14	14X8 6B+2N 4/136 RL IB SECTOR - BLACK
S019-15	14X9 6B+3N 4/136 RL IB SECTOR - BLACK
S019-49	14X10 4B+6N 4/136 DBL RL SECTOR - BLACK
S019-52	14X10 4B+6N 4/136 RL IB SECTOR - BLACK
RO14105536BLK	14X10 5B+5N 4/136 .190 ROK-OUT - BLACK
RL14105536BLK	14X10 5B+5N 4/136 .190 ROK'N LOCK - BLACK
ULS14105536BLK	14X10 5B+5N 4/136 .190 ULTIMATE SPORT - BLACK
ULS14105536P	14X10 5B+5N 4/136 .190 ULTIMATE SPORT - POLISHED
UL14105536BLK	14X10 5B+5N 4/136 .190 ULTIMATE BEADLOCK - BLACK
UL14105536P	14X10 5B+5N 4/136 .190 ULTIMATE BEADLOCK - POL
S019-50	14X10 5B+5N 4/136 DBL RL SECTOR - BLACK
S019-21	14X10 5B+5N 4/136 RL IB SECTOR - BLACK
ULS14115636BLK	14X11 5B+6N 4/136 .190 ULTIMATE SPORT - BLACK
ULS14115636P	14X11 5B+6N 4/136 .190 ULTIMATE SPORT - POLISHED
S019-51	14X11 5B+6N 4/136 DBL RL SECTOR - BLACK
S019-25	14X11 5B+6N 4/136 RL IB SECTOR - BLACK
S019-53	14X11 6B+5N 4/136 RL IB SECTOR - BLACK
<b>4/136.5 14MM BOLT HOLE</b> [Will fit 4/136 or 4/137]	
987-30B	12X7 4+3 4/136 BLACK BANDIT
989-30	12X7 4+3 4/136.5 MACHINED NITRO
989-30B	12X7 4+3 4/136.5 BLACK NITRO
989-30BC	12X7 4+3 4/136.5 BLACK CHROME NITRO
989-30C	12X7 4+3 4/136.5 CHROME NITRO
989-35	12X7 2+5 4/136.5 MACHINED NITRO
989-35B	12X7 2+5 4/136.5 BLACK NITRO
989-35BC	12X7 2+5 4/136.5 BLACK CHROME NITRO
989-35C	12X7 2+5 4/136.5 CHROME NITRO
990-30	12X7 4+3 4/136 MACHINED DIABLO BEADLOCK
990-30B	12X7 4+3 4/136 BLACK DIABLO BEADLOCK
990-35	12X7 2+5 4/136 MACHINED DIABLO BEADLOCK

PART #	DESCRIPTION
990-35B	12X7 2+5 4/136 BLACK DIABLO BEADLOCK
991-30B	12X7 4+3 4/136 BLACK DIABLO
991-30BC	12X7 4+3 4/136 BLACK CHROME DIABLO
991-30C	12X7 4+3 4/136 CHROME DIABLO
991-35	12X7 2+5 4/136 MACHINED DIABLO
991-35B	12X7 2+5 4/136 BLACK DIABLO
991-35BC	12X7 2+5 4/136 BLACK CHROME DIABLO
991-35C	12X7 2+5 4/136 CHROME DIABLO
995-30	12X7 4+3 4/136 QUATROSPORT
999-31	12X7 4+3 4/136 RATTLESNAKE
999-31B	12X7 4+3 4/136 RATTLESNAKE BLACK
999-36	12X7 2+5 4/136 RATTLASNAKE
999-37	14X7 4/136 RATTLESNAKE REAR
999-38	12X7 2+5 4/136 SPYDER
993-30	14X6 4+2 4/136 MACHINED DIABLO
993-30BC	14X6 4+2 4/136 BLACK CHORME DIABLO
993-30C	14X6 4+2 4/136 CHROME DIABLO
987-33B	14X8 4+4 4/136 BLACK BANDIT
993-31B	14X8 5+3 4/136 BLACK DIABLO
993-31BC	14X8 5+3 4/136 BLACK CHROME DIABLO
993-31C	14X8 5+3 4/136 CHROME DIABLO
993-32	14X8 3+5 4/136 MACHINED DIABLO
993-32B	14X8 3+5 4/136 BLACK DIABLO
993-32BC	14X8 3+5 4/136 BLACK CHROME DIABLO
987-34B	14X11 5+6 4/136 BLACK BANDIT
<b>4/137 10MM BOLT HOLE</b>	
030-12	10X8 3B+5N 4/137 .190
030-13	11X6 4B+2N 4/137 .190
030-14	12X8 3B+5N 4/137 .190
<b>4/140 10MM BOLT HOLE</b>	
031-02	11X7 5B+2N 4/140.190
<b>4/143 10MM BOLT HOLE</b>	
012-03	9X9 3B+6N 4/143 .160
012-04	9X9 3B+6N 4/143 .190
012-11	10X5 3B+2N 4/143 .190
012-02	10X6 4B+2N 4/143 .190
012-05	10X8 3B+5N 4/143 .160
012-06	10X8 3B+5N 4/143 .190
012-01	10X9 3B+6N 4/143 .160
012-07	10X9 3B+6N 4/143 .190
<b>4/144 10MM BOLT HOLE</b>	
011-27	10X4 2N+2N 4/144 .125
011-279	10X4 2N+2N 4/144 .125 - BLACK
011-01	10X5 2N+3B 4/144 .125
011-02	10X5 2N+3B 4/144 .190
011-17	10X5 3.875B+1.125N 4/144 .190
ROJ-11-239	10X5 3.875B+1.125 4/144 .125 DBL IR BB
011-03	10X5 3B+2N 4/144 .125
011-039	10X5 3B+2N 4/144 .125 - BLACK
A511-03	10X5 3B+2N 4/144 .125 A5 CTR DBL RL BB

PART #	DESCRIPTION
A511-039	10X5 3B+2N 4/144 .125 A5 CTR DBL RL BB - BLACK
011-14	10X5 3B+2N 4/144 .160
011-04	10X5 3B+2N 4/144 .190
011-049	10X5 3B+2N 4/144 .190 - BLACK
011-19	10X5 3B+2N 4/144 DBL RL BB
RO-11-199	10X5 3B+2N 4/144 DBL RL BB - BLACK
ROJ-11-199	10X5 3B+2N DBL RL BB - BLACK - JR FRONT WHEEL
011-20	10X5 3B+2N 4/144 DBL RL BILLET CENTER
011-21	10X5 3B+2N 4/144 RL IB BB
011-21-NR	10X5 3B+2N 4/144 RL IB BB - NO RING
RO-11-219	10X5 3B+2N 4/144 RL IB BB - BLACK
RO-11-219NR	10X5 3B+2N 4/144 RL IB BB - BLACK - NO RING
EV11-03	10X5 3B+2N 4/144 RR - EVO
011-23	10X5 3.875B + 1.125N 4/144 DBL RL BB
A511-23	10X5 4B+1N 4/144 .125 A5 CTR DBL RL BB
A511-239	10X5 4B+1N 4/144 .125 A5 CTR DBL RL BB - BLACK
RO-11-239	10X5 4B+1N 4/144 ROLLED LIP - BLACK
RO-11-269	10X5 4B+1N 4/144 BEADLOCK - BLACK
RO-11-269NR	10X5 4B+1N 4/144 BEADLOCK - BLACK - NO RING
992-70	10X5.5 3+2.5 4/144 CAST WHEEL DRIFT BEADLOCK
011-46	10X6 2N+4N 4/144 .125
011-16	10X6 2N+4N 4/144 .160
011-07	10X6 3B+3N 4/144 .125
011-08	10X6 3B+3N 4/144 .190
011-05	10X6 4B+2N 4/144 .125
011-12	10X6 4B+2N 4/144 .190
011-09	10X7 4B+3N 4/144 .125
011-47	11X7 5B+2N 4/144 .190 700XX
011-49	10X7 4+3 4/144 .190 700XX
011-15	12X5 3B+2N 4/144 .190
011-28	12X6 4B+2N 4/144 .160
011-48	12X7 5B+2N 4/144 .190 700XX
<b>4/155 10MM BOLT HOLE</b>	
013-04	10X5 3B+2N 4/155 .190
013-01	10X5 2N+3B 4/155 .125
013-02	10X5 2N+3B 4/155 .190
013-13	10X6 4B+2N 4/155 .190
013-07	10X8 3B+5N 4/155 .190
013-14	10X8 3B+5N 4/155 .160
013-11	10X9 3B+6N 4/155 .190
<b>4/156 10MM BOLT HOLE</b>	
014-47	10X4 2N+2N 4/156 .125
014-479	10X4 2N+2N 4/156 .125 - BLACK
014-01	10X5 2N+3B 4/156 .125
014-26	10X5 2N+3B 4/156 .160
014-02	10X5 2N+3B 4/156 .190
014-54	10X5 3.875B+1.125N 4/156 .190
014-03	10X5 3B+2N 4/156 .125
014-039	10X5 3B+2N 4/156 .125 - BLACK
A514-03	10X5 3B+2N 4/156 .125 A5 CTR DBL RL BB

PART #	DESCRIPTION
A514-039	10X5 3B+2N 4/156 .125 A5 CTR DBL RL BB - BLACK
014-23	10X5 3B+2N 4/156 .160
014-04	10X5 3B+2N 4/156 .190
014-38	10X5 3B+2N 4/156 DBL RL BB
RO-14-389	10X5 3B+2N 4/156 DBL RL BB - BLACK
ROJ-14-389	10X5 3B+2 4/156 DBL IR BB .125 - JR FRONT WHEEL
014-40	10X5 3B+2N 4/156RL IB BB
014-40-NR	10X5 3B+2N 4/156 RL IB BB - NO RING
RO-14-409	10X5 3B+2N 4/156 RL IB BB - BLACK
RO-14-409NR	10X5 3B+2N 4/156 RL IB BB - BLACK - NO RING
EV14-03	10X5 3B+2N 4/156 RR - EVO
999-75	10X5 3B+2 4/156 CAST
A514-42	10X5 4B+1N 4/156 .125 A5 CTR DBL RL BB
A514-429	10X5 4B+1N 4/156 .125 A5 CTR DBL RL BB - BLACK
014-42	10X5 3.875B+1.125N 4/156 DBL RL BB
RO-14-429	10X5 4B+1N 4/156 DBL RL BB - BLACK
ROJ-14-429	10X5 3.875B+1.125N 4/156 .125 DBL RL BB - JR FRONT WHEEL
RO-14-459	10X5 4B+1N 4/156 RL IB BB - BLACK
RO-14-459NR	10X5 4B+1N 4/156 RL IB BB - BLACK - NO RING
992-75	10X5.5 3+2.5 4/156 CAST WHEEL DRIFT BEADLOCK
994-75	10X5.5 3+2.5 4/156 CAST WHEEL FUSION
014-68	10X6 2N+4N 4/156 .125
014-69	10X6 2N+4N 4/156 .190
014-46	10X6 3B+3N 4/156 .125
014-06	10X6 4B+2N 4/156 .125
014-19	10X6 4B+2N 4/156 .190
014-09	10X7 3B+4N 4/156 .190 10MM
014-07	10X7 4B+3N 4/156 .125
014-48	10X7 4B+3N 4/156 .190
014-10	10X8 3B+5N 4/156 .125
014-11	10X8 3B+5N 4/156 .190
014-15	10X8 4B+4N 4/156 .190
014-14	10X10 4B+6N 4/156 .125 10MM
014-36	12X5 3B+2N 4/156 .190
S014-31	12X6 3B+3N 4/156 RL IB SECTOR - BLACK
014-21	12X6 4B+2N 4/156 .190
RO12064256BLK	12X6 4B+2N 4/156 .190 ROK OUT - BLACK
RL12064256BLK	12X6 4B+2N 4/156 .190 ROK'N LOCK - BLACK
UL12064256BLK	12X6 4B+2N 4/156 .190 ULTIMATE BEADLOCK - BLACK
UL12064256P	12X6 4B+2N 4/156 .190 ULTIMATE BEADLOCK - POL
S014-01	12X6 4B+2 4/156 RL IB SECTOR - BLACK
S014-01NR	12X6 4B+2N 4/156 RL IB SECTOR - NO RING - BLACK
S014-07	12X6 4B+2 4/156 DBL RL SECTOR - BLACK
989-45	12X7 2+5 4/156 MACHINED NITRO
989-45B	12X7 2+5 4/156 BLACK NITRO
RO12072556BLK	12X7 2B+5N 4/156 .190 ROK OUT - BLACK
RL12072556BLK	12X7 2B+5N 4/156 .190 ROK'N LOCK - BLACK
UL12072556BLK	12X7 2B+5N 4/156 .190 ULTIMATE BEADLOCK - BLACK
UL12072556P	12X7 2B+5N 4/156 .190 ULTIMATE BEADLOCK - POLI

PART #	DESCRIPTION
S014-41	12X7 2B+5N 4/156 DBL RL SECTOR - BLACK
S014-30	12X7 2B+5N 4/156 RL IB SECTOR -BLACK
989-45BC	12X7 2+5 4/156 BLACK CHROME NITRO
989-45C	12X7 2+5 4/156 CHROME NITRO
991-45	12X7 2+5 4/156 MACHINED DIABLO
991-45B	12X7 2+5 4/156 BLACK DIABLO
991-45BC	12X7 2+5 4/156 BLACK CHROME DIABLO
991-45C	12X7 2+5 4/156 CHROME DIABLO
S014-39	12X7 3B+4N 4/156 DBL RL SECTOR - BLACK
S014-32	12X7 3B+4N 4/156 RL IB SECTOR - BLACK
014-24	12X7 3B+4N 4/156 .190
014-249	12X7 3B+4N 4/156 .190 - BLACK
987-40B	12X7 4+3 4/156 BLACK BANDIT
989-40	12X7 4+3 4/156 MACHINED NITRO
989-40B	12X7 4+3 4/156 BLACK NITRO
989-40C	12X7 4+3 4/156 CHROME NITRO
990-40	12X7 4+3 4/156 MACHINED DIABLO BEADLOCK
990-40B	12X7 4+3 4/156 BLACK DIABLO BEADLOCK
991-40	12X7 4+3 4/156 MACHINED DIABLO
991-40B	12X7 4+3 4/156 BLACK DIABLO
991-40BC	12X7 4+3 4/156 BLACK CHROME DIABLO
991-40C	12X7 4+3 4/156 CHROME DIABLO
995-40	12X7 4+3 4/156 QUATROSPORT
999-41	12X7 4+3 4/156 RATTLESNAKE
999-41B	12X7 4+3 4/156 RATTLESNAKE BLACK
RO12074356BLK	12X7 4B+3N 4/156 .190 ROK OUT - BLACK
RL12074356BLK	12X7 4B+3N 4/156 .190 ROK'N LOCK - BLACK
UL12074356BLK	12X7 4B+3N 4/156 .190 ULTIMATE BEADLOCK - BLACK
UL12074356BLKNR	12X7 4B+3N .190 UL BEADLOCK - NO RING - BLACK
UL12074356P	12X7 4B+3N 4/156 .190 ULTIMATE BEADLOCK - POLI
S014-40	12X7 4B+3N 4/156 DBL RL SECTOR - BLACK
S014-02	12X7 4B+3 4/156 RL IB SECTOR - BLACK
S014-02NR	12X7 4B+3N 4/156 RL IB SECTOR - BLACK
014-20	12X7 4B+3N 4/156 .190
RO12075256BLK	12X7 5B+2N 4/156 .190 ROK OUT - BLACK
RL12075256BLK	12X7 5B+2N 4/156 .190 ROK'N LOCK - BLACK
UL12075256BLK	12X7 5B+2N 4/156 .190 ULTIMATE BEADLOCK - BLACK
UL12075256P	12X7 5B+2N 4/156 .190 ULTIMATE BEADLOCK - POL
S014-08	12X7 5B+2N 4/156 DBL RL SECTOR - BLACK
S014-03	12X7 5B+2 4/156 RL IB SECTOR - BLACK
S014-03NR	12X7 5B+2N 4/156 RL IB SECTOR - NO RING - BLACK
014-22	12X8 3B+5N 4/156 .190
014-229	12X8 3B+5N 4/156 .190 - BLACK
RO12083556BLK	12X8 3B+5N 4/156 .190 ROK OUT - BLACK
RL12083556BLK	12X8 3B+5N 4/156 .190 ROK'N LOCK - BLACK
UL12083556BLK	12X8 3B+5N 4/156 .190 ULTIMATE BEADLOCK - BLACK
UL12083556BLKNR	12X8 3B+5N 4/156 .190 ULTIMATE BEADLOCK - NO RING - BLACK
UL12083556P	12X8 3B+5N 4/156 .190 ULTIMATE BEADLOCK - POLISHED
S014-42	12X8 3B+5N 4/156 DBL RL SECTOR - BLACK

PART #	DESCRIPTION
S014-33	12X8 3B+5N 4/156 RL IB SECTOR - BLACK
RO12084456BLK	12X8 4B+4N 4/156 .190 ROK OUT - BLACK
RL12084456BLK	12X8 4B+4N 4/156 .190 ROK'N LOCK - BLACK
RL12084456BLKNR	12X8 4B+4N 4/156 .190 ROK'N LOCK - NO RING - BLACK
UL12084456BLK	12X8 4B+4N 4/156 .190 ULTIMATE BEADLOCK - BLACK
UL12084456BLKNR	12X8 4B+4N 4/156 .190 ULTIMATE BEADLOCK - NO RING - BLACK
S014-19NR	12X8 4B+4N 4/156 RL IB SECTOR - NO RING - BLACK
014-76	12X8 4B+4N 4/156 .125 W/R
014-75	12X8 4B+4N 4/156 .190
014-759	12X8 4B+4N 4/156 .190 - BLACK
014-62	12X8 5B+3N 4/156 .190
RO12085356BLK	12X8 5B+3N 4/156 .190 ROK OUT - BLACK
RL12085356BLK	12X8 5B+3N 4/156 .190 ROK'N LOCK - BLACK
UL12085356BLK	12X8 5B+3N 4/156 .190 ULTIMATE BEADLOCK - BLACK
UL12085356P	12X8 5B+3N 4/156 .190 ULTIMATE BEADLOCK - POLISHED
S014-55	12X8 5B+3N 4/156 DBL RL SECTOR - BLACK
S014-04	12X8 5B+3N 4/156 RL IB SECTOR - BLACK
S014-04NR	12X8 5B+3N 4/156 RL IB SECTOR - NO RING - BLACK
S014-09	12X8 6B+2 4/156 DBL RL SECTOR - BLACK
S014-05	12X8 6B+2 4/156 RL IB SECTOR - BLACK
S014-26	12X9 4B+5N 4/156 RL IB SECTOR - BLACK
S014-06	12X9 6B+3 4/156 RL IB SECTOR - BLACK
S014-06NR	12X9 6B+3N 4/156 RL IB SECTOR - NO RING - BLACK
014-73	12X10 4B+6 4/156 .125 REINFORCED CENTER
014-74	12X10 4B+6 4/156 .190
014-749	12X10 4B+6N 4/156 .190 - BLACK
RL12104656BLK	12X10 4N+6N 4/156 .190 ROK'N LOCK - BLACK
UL12104656BLK	12X10 4B+6N 4/156 .190 ULTIMATE BEADLOCK - BLACK
UL12104656P	12X10 4B+6N 4/156 .190 ULTIMATE BEADLOCK - POLISHED
S014-22	12X10 4B+6N 4/156 RL IB SECTOR - BLACK
014-78	12X10 5B+5N 4/156 .190
014-789	12X10 5B+5N 4/156 .190 BLACK
RO12105556BLK	12X10 5B+5N 4/156 .190 ROK OUT - BLACK
RL12105556BLK	12X10 5B+5N 4/156 .190 ROK'N LOCK - BLACK
RL12105556BLKNR	12X10 5B+5N .190 ROK'N LOCK - NO RING - BLACK
UL12105556BLK	12X10 5B+5N 4/156 .190 ULTIMATE BEADLOCK - BLACK
UL12105556BLKNR	12X10 5B+5N .190 ULT BEADLOCK - NO RING - BLACK
UL12105556P	12X10 5B+5N 4/156 .190 ULTIMATE BEADLOCK - POL
UL12105556PNR	12X10 5B+5N .190 ULT BEADLOCK - NO RING - POL
S014-38	12X10 5B+5N 4/156 DBL RL SECTOR - BLACK
S014-20	12X10 5B+5N 4/156 RL IB SECTOR - BLACK
S014-20NR	12X10 5B+5N 4/156 RL IB SECTOR - NO RING - BLACK
014-77	12X11 5B+6N 4/156 .190
014-779	12X11 5B+6N 4/156 .190 - BLACK
UL12115656BLK	12X11 5B+6N 4/156 .190 ULTIMATE BEADLOCK - BLACK
UL12115656BLKNR	12X11 5B+6N 4/156 .190 ULTIMATE BEADLOCK - NO RING - BLACK

PART #	DESCRIPTION
UL12115656P	12X11 5B+6N 4/156 .190 ULTIMATE BEADLOCK - POL
UL12115656PNR	12X11 5B+6N .190 ULTI BEADLOCK - NO RING - POL
S014-23	12X11 5B+6N 4/156 RL IB SECTOR - BLACK
S014-23NR	12X11 5B+6N 4/156 RL IB SECTOR - NO RING - BLACK
S014-21	12X11 6B+5N 4/156 RL IB SECTOR - NO RING - BLACK
S014-44	12X11 6B+5N 4/156 DBL RL SECTOR - BLACK
RO14064256BLK	14X6 4B+2N 4/156 .190 ROK OUT - BLACK
RL14064256BLK	14X6 4B+2N 4/156 .190 ROK'N LOCK - BLACK
UL14064256BLK	14X6 4B+2N 4/156 .190 ULTIMATE BEADLOCK - BLACK
UL14064256P	14X6 4B+2N 4/156 .190 ULTIMATE BEADLOCK - POL
S014-54	14X6 3B+3N 4/156 RL IB SECTOR - BLACK
993-40C	14X6 4+2 4/156 CHROME DIABLO
S014-16	14X6 4B+2 4/156 DBL RL SECTOR - BLACK
S014-10	14X6 4B+2 4/156 RL IB SECTOR - BLACK
RO14072556BLK	14X7 2B+5N 4/156 .190 ROK OUT - BLACK
RL14072556BLK	14X7 2B+5N 4/156 .190 ROK'N LOCK - BLACK
UL14072556BLK	14X7 2B+5N 4/156 .190 ULTIMATE BEADLOCK - BLACK
UL14072556P	14X7 2B+5N 4/156 .190 ULTIMATE BEADLOCK - BLACK
S014-47	14X7 2B+5N 4/156 DBL RL SECTOR - BLACK
S014-35	14X7 2B+5N 4/156 RL IB SECTOR - BLACK
S014-45	14X7 3B+4N 4/156 DBL RL SECTOR - BLACK
S014-34	14X7 3B+4N 4/156 RL IB SECTOR - BLACK
S014-46	14X7 4B+3N 4/156 DBL RL SECTOR - BLACK
RO14074356BLK	14X7 4B+3N 4/156 .190 ROK OUT - BLACK
RL14074356BLK	14X7 4B+3N 4/156 .190 ROK'N LOCK - BLACK
RL14074356BLKNR	14X7 4B+3N .190 ROK'N LOCK - NO RING - BLACK
UL14074356BLK	14X7 4B+3N 4/156 .190 ULTIMATE BEADLOCK - BLACK
UL14074356BLKNR	14X7 4B+3N .190 ULT BEADLOCK - NO RING - BLACK
UL14074356P	14X7 4B+3N 4/156 .190 ULTIMATE BEADLOCK - POL
UL14074356PNR	14X7 4B+3N 4/156 .190 ULTIMATE BEADLOCK - NO RING - POLISHED
S014-11	14X7 4B+3N 4/156 RL IB SECTOR - BLACK
S014-11NR	14X7 4B+3N 4/156 RL IB SECTOR - NO RING - BLACK
RO14075256BLK	14X7 5B+2N 4/156 .190 ROK OUT - BLACK
RL14075256BLK	14X7 5B+2N 4/156 .190 ROK'N LOCK - BLACK
UL14075256BLK	14X7 5B+2N 4/156 .190 ULTIMATE BEADLOCK - BLACK
UL14075256P	14X7 5B+2N 4/156 .190 ULTIMATE BEADLOCK - POL
S014-17	14X7 5B+2 4/156 DBL IR SECTOR - BLACK
S014-12	14X7 5B+2N 4/156 RL IB SECTOR - BLACK
S014-12NR	14X7 5B+2N 4/156 RL IB SECTOR - NO RING - BLACK
999-42	14X7 4+3 4/156 RATTLESNAKE FRONT
999-42B	14X7 4+3 4/156 RATTLESNAKE FRONT BLACK
993-42B	14X8 3+5 4/156 BLACK DIABLO
993-42BC	14X8 3+5 4/156 BLACK CHROME DIABLO
993-42C	14X8 3+5 4/156 CHROME DIABLO
RO14083556BLK	14X8 3B+5N 4/156 .190 ROK OUT - BLACK
RL14083556BLK	14X8 3B+5N 4/156 .190 ROK'N LOCK - BLACK

PART #	DESCRIPTION
UL14083556BLK	14X8 3B+5N 4/156 .190 ULTIMATE BEADLOCK - BLACK
UL14083556BLKNR	14X8 3B+5N .190 ULT BEADLOCK - NO RING - BLACK
UL14083556P	14X8 3B+5N 4/156 .190 ULTIMATE BEADLOCK - POL
S014-48	14X8 3B+5N 4/156 DBL RL SECTOR - BLACK
S014-36	14X8 3B+5N 4/156 RL IB SECTOR - BLACK
RO14084456BLK	14X8 4B+4N 4/156 .190 ROK OUT - BLACK
RL14084456BLK	14X8 4B+4N 4/156 .190 ROK'N LOCK - BLACK
RL14084456BLKNR	14X8 4B+4N .190 ROK'N LOCK - NO RING - BLACK
ULS14084456BLK	14X8 4B+4N 4/156 .190 ULTIMATE SPORT - BLACK
ULS14084456P	14X8 4B+4N 4/156 .190 ULTIMATE SPORT - POLISHED
UL14084456BLK	14X8 4B+4N 4/156 .190 ULTIMATE BEADLOCK - BLACK
UL14084456BLKNR	14X8 4B+4N .190 ULT BEADLOCK - NO RING - BLACK
UL14084456P	14X8 4B+4N 4/156 .190 ULTIMATE BEADLOCK - POL
S014-28	14X8 4B+4N 4/156 DBL RL SECTOR - BLACK
S014-27	14X8 4B+4N 4/156 RL IB SECTOR - BLACK
S014-27NR	14X8 4B+4N 4/156 RL IB SECTOR - NO RING - BLACK
987-43B	14X8 4+4 4/156 BLACK BANDIT
993-41C	14X8 5+3 4/156 CHROME DIABLO
RO14085356BLK	14X8 5B+3N 4/156 .190 ROK OUT - BLACK
RL14085356BLK	14X8 5B+3N 4/156 .190 ROK'N LOCK - BLACK
S014-13	14X8 5B+3N 4/156 RL IB SECTOR - BLACK
UL14085356BLK	14X8 5B+3N 4/156 .190 ULTIMATE BEADLOCK - BLACK
UL14085356BLKNR	14X8 5B+3N .190 ULT BEADLOCK - NO RING - BLACK
UL14085356P	14X8 5B+3N 4/156 .190 ULTIMATE BEADLOCK - POL
S014-18	14X8 6B+2 4/156 DBL RL SECTOR - BLACK
S014-14	14X8 6B+2N 4/156 RL IB SECTOR - BLACK
S014-14NR	14X8 6B+2N 4/156 RL IB SECTOR - NO RING - BLACK
S014-15	14X9 6B+3N 4/156 RL IB SECTOR - BLACK
S014-49	14X10 4B+6N 4/156 DBL RL SECTOR - BLACK
S014-52	14X10 4B+6N 4/156 RL IB SECTOR - BLACK
S014-24	14X10 5B+5N 4/156 RL IB SECTOR - BLACK
S014-24NR	14X10 5B+5N 4/156 RL IB SECTOR - NO RING - BLACK
RO14105556BLK	14X10 5B+5N 4/156 .190 ROK OUT - BLACK
RL14105556BLK	14X10 5B+5N 4/156 .190 ROK'N LOCK - BLACK
ULS14105556BLK	14X10 5B+5N 4/156 .190 ULTIMATE SPORT - BLACK
ULS14105556P	14X10 5B+5N 4/156 .190 ULTIMATE SPORT - POLISHED
UL14105556BLK	14X10 5B+5N 4/156 .190 ULTIMATE BEADLOCK - BLACK
UL14105556BLKNR	14X10 5B+5N 4/156 .190 ULTIMATE BEADLOCK - NO RING - BLACK
UL14105556P	14X10 5B+5N 4/156 .190 ULTIMATE BEADLOCK - POL
UL14105556PNR	14X10 5B+5N .190 ULT BEADLOCK - NO RING - POL
RO14115615BLK	14X11 5B+6N 4/115 .190 ROK OUT - BLACK
RL14115656BLK	14X11 5B+6N 4/156 .190 ROK'N LOCK - BLACK
ULS14115656BLK	14X11 5B+6N 4/156 .190 ULTIMATE SPORT - BLACK
ULS14115656P	14X11 5B+6N 4/156 .190 ULTIMATE SPORT - POLISHED
UL14115656BLK	14X11 5B+6N 4/156 .190 ULTIMATE BEADLOCK - BLACK
S014-51	14X11 5B+6N 4/156 DBL RL SECTOR - BLACK

PART #	DESCRIPTION
S014-25	14X11 5B+6N 4/156 RL IB SECTOR - BLACK
S014-25NR	14X11 5B+6N 4/156 RL IB SECTOR - NO RING - BLACK
987-44B	14X11 5+6 4/156 BLACK BANDIT
S014-53	14X11 6B+5N 4/156 RL IB SECTOR - BLACK
4/166 8MM BOLT HOLE	
016-02	10X5 2N+3B 4/166 .190
016-03	10X5 3B+2N 4/166 .125
016-06	10X6 2N+4B 4/166 .190
016-07	10X6 2N+4B 4/166 .125
016-16	10X6 2N+4N 4/166 .125
016-05	10X6 4B+2N 4/166 .125
016-10	10X7 3B+4N 4/166 .125
016-04	10X5 3B+2N 4/166 .190
4/170 10MM BOLT HOLE	
017-02	11X6 3N+3N 4/170 .190
4/190 10MM BOLT HOLE	
018-01	11X6 3N+3N 4/190 .190
5/4.5 .5" BOLT HOLE	
020-02	10X7 4B+3N 5/4.5 .190 2.51 CTR
020-11	12X10 4N+6N 5/4.5 .125 .5IN
020-20	12X10 [4B.190 + 6N.125] 5/4.5 - 9.75 DROP CTR
020-22	12X10 5B+5 5/4.5 .190 - 9.75 DROP CTR
020-21	12X12 [4B.190 + 8N.125] 5/4.5 - 9.75 DROP CTR
020-05	12X12 4N+8N 5/4.5 .125R - .5IN
020-01	12X12 6N+6N 5/4.5 .125R - .5IN
5/130 10MM BOLT HOLE	
021-16	8X6 3B+3N 5/130 .160
021-01	8X8 3B+5N 5/130 .125
021-12	8X8 3B+5N 5/130 .190
021-02	8X9 4B+5N 5/130 .125
021-14	9X8 3B+5N 5/130 .190
021-05	10X8 3B+5N 5/130 .125
021-06	10X8 3B+5N 5/130 .190
021-09	10X9 3B+6N 5/130 .125
021-07	10X9 4B+5N 5/130 .125
021-08	10X9 4B+5N 5/130 .190
5/160 10MM BOLT HOLE	
008-01	12X8 5B+3N 5/160 .190
DIRECT SPINDLE MOUNT 5/8" BEARING	
750-02	10X2 DSM FRONT W/CHROME CAPS
750-02-NB	10X2 DSM FRONT W/CHROME CAPS - NO BEARING
750-029	10X2 DSM FRONT BLACK W/CHROME CAPS
750-029-NB	10X2 DSM FRONT BLACK W/CHROME CAPS - NO BEARING
750-03	10X2 DSM 5 STAR CUT OUT W/CAP
043-01	10X4 2N+2N 2.75 CTR .125
043-02	12X4 2N+2N 2.75 CTR .190



# MX AND XC TIRES

Just like our top notch wheels, these new ATV race tires are race proven and engineered for maximum performance. DWT MX & XC SERIES tires and a DWT CHAMPION IN BOX wheel system are the perfect combo for takin' first or just slingin' some roost!

AVAILABLE IN HARD, MEDIUM, SOFT COMPOUNDS.



MXF V2      MXF V2      MXR V1      MXR V3      MXR V4



XCF V1      XCF V2      XCF V3      XCR V1      XCR V2      XCR V3

MX	SIZE	PLY	COMPOUND
MXF-V2-201	20X6-10	2	HARD
MXF-V2-202	20X6-10	2	MEDIUM
MXF-V3-601	20X6-10	6	HARD
MXF-V3-602	20X6-10	6	MEDIUM
MXR-V1-201	18X10-8	2	HARD
MXR-V1-202	18X10-8	2	MEDIUM
MXR-V1-401	18X10-8	4	HARD
MXR-V1-402	18X10-8	4	MEDIUM
MXR-V3-401	18X10-8	4	HARD
MXR-V3-402	18X10-8	4	MEDIUM
MXR-V3-403	18X10-8	4	SOFT
MXR-V4-401	18X10-8	4	HARD
MXR-V4-402	18X10-8	8	MEDIUM
MXR-V4-403	18X10-8	8	SOFT

XC	SIZE	PLY	COMPOUND
XCF-V1-601	21X7-10	6	HARD
XCF-V2-601	21X6-10	6	HARD
XCF-V3-601RF	23X7-10	12	HARD - RUN FLAT
XCR-V1-601	20X11-9	6	HARD
XCR-V1-602	20X11-9	6	MEDIUM
XCR-V2-601	20X10-9	6	HARD
XCR-V2-602	20X10-9	6	MEDIUM
XCR-V2-603	20X10-9	6	SOFT
XCR-V3-601RF	22X11-9	12	HARD - RUN FLAT

**DWT CUSTOM TAILORED RACE TIRE COMPOUNDS**

- HARD COMPOUND
- MEDIUM COMPOUND
- SOFT COMPOUND



JR MX FRONT      JR MX REAR      JR XC FRONT      JR XC REAR

JR MX	SIZE	PLY	COMPOUND
JTRMX-202	18X7-8	2	MEDIUM
JTFMX	19X6-10	2	HARD

JR XC	SIZE	PLY	COMPOUND
JTRXC	18X6-8	2	HARD
JTFXC	19X6-10	2	HARD

The MOAPA has a wide contact patch that gives it the right amount of traction in many applications, great sidewall protection with wrapped tread, & lightweight bias ply construction making it accelerate easily without draining power.

AVAILABLE IN 12" & 14" SIZES IN 6 OR 12 PLY RUN FLAT.

# DWT MOAPA TIRES



SIZE	6 PLY	12 PLY RUN FLAT
25X10-12	UT-252	UT-252-12
25X8-12	UT-251	UT-251-12
26X11-12	UT-264	UT-264-12
26X11-14	UT-262	UT-262-12
26X9-12	UT-263	UT-263-12
26X9-14	UT-261	UT-261-12
28X10-14	UT-281	UT-281-12
28X12-14	UT-282	UT-282-12

Engineered for a smooth comfortable ride on hard pack surfaces like trails and pavement, giving it the right amount of traction for many road & trail applications. Podiumed the first time out racing with Bryan McCormick two rounds in a row!

AVAILABLE IN 12" & 14" SIZES IN 8 OR 12 PLY RUN FLAT.

# DWT MOJA-V TIRES



SIZE	8 PLY	12 PLY RF
25X8-12	MJV-25812-12	MJV-25812-12
26X9-14	MJV-26914-12	MJV-26914-12
26X11-14	MJV-261114-12	MJV-261114-12
28X9-14	MJV-28914-12	MJV-28914-12
28X11-14	MJV-281114-12	MJV-281114-12
30X10-14	MJV-301014-12	MJV-301014-12

- AWESOME STEERABILITY
- SUPER FAST DUNE CLIMB without power loss!
- Feel a difference right away with these all new EXTREMELY LIGHT TIRES from DWT.

AVAILABLE IN 10" & 12" SIZES.

# DWT DOONZ TIRES



DOONZ FRONT      10" DOONZ REAR      10" BEACH REAR      12" DOONZ REAR

DOONZ 10"	SIZE	LOCATION	PLY
DZ-001	21.5X8-10	FRONT	2
DZ-005	21X11-10	REAR - LEFT	2
DZ-006	21X11-10	REAR - RIGHT	2
DZ-004	22X10-10	BEACH-REAR	4

DOONZ 12"	SIZE	LOCATION	PLY
DZ-002	25.5X11-12	FRONT	4
DZ-003	25.5X13-12	REAR	4
DZ-007	25.5X13-12	REAR	6

A New Line of DWT Golf Tires To go with DWT's Awesome New Golf Cart Wheels!

AVAILABLE IN 8", 10" and 12" SIZES.

# DWT GOLF TIRES



8" GOLF      10" GOLF      12" GOLF

GOLF TIRE	SIZE
GC-008	18X8.5-8
GC-010	205/50-10
GC-012	235/30-12