



TRU-FRAME®
A name you can build on.

Window & Door Replacement Hardware

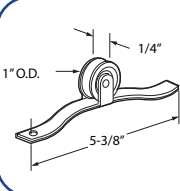
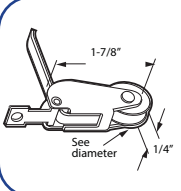
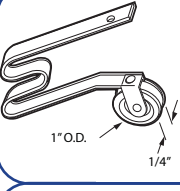
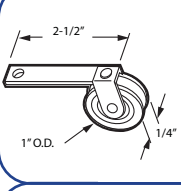
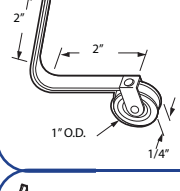
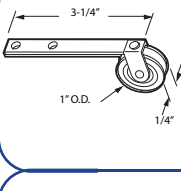
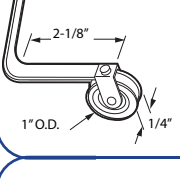
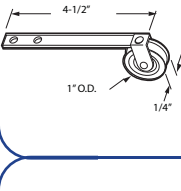
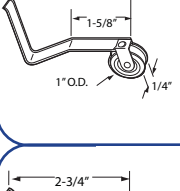
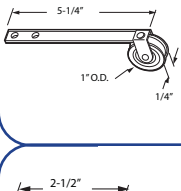
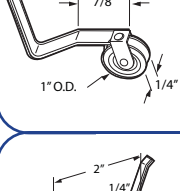
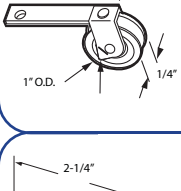
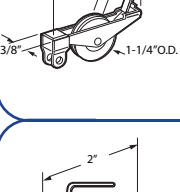
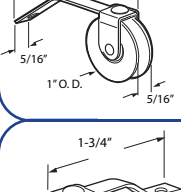
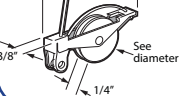
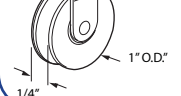
Index

Sliding Screen Door Rollers & Guides	01 thru 04
Sliding Screen Door Handles & Latches	04 thru 05
Sliding Patio Door Rollers	06 thru 11
Sliding Patio Door Handles & Latches	11 thru 13
Sliding Patio Door Locks & Keepers	13 thru 17
Bi-Pass Door	17 thru 20
Sliding Window Handles & Latches	20 thru 22
Sliding Window Rollers & Guides	22 thru 25
Window Hardware	25 thru 27
Window Screen Hardware	27 thru 28
Tub & Shower Door	28 thru 29



TRU-FRAME®
A name you can build on.

Sliding Screen Door Rollers & Guides

LIST PRICE		LIST PRICE	
	<p>Spring Tension Roller S1143 \$7.19</p> <p>Contents: 2 roller assemblies; installation screws. Description: Center groove; heat treated, high tension steel spring.</p>		<p>Spring Tension Roller S11314 (1" nylon) \$4.64 S11749 (1" Steel B.B.) \$7.24 S11930 (1-1/4" nylon) \$5.53</p> <p>Contents: 2 roller assemblies; self-tapping installation screws. Description: Center groove; steel housing; heat-treated, high tension steel spring.</p>
	<p>Spring Tension Roller S1109 (Nylon) \$4.42 <i>In Stock</i> S1109B (Steel B.B.) \$5.86 <i>In Stock</i> S111766 (Nylon B.B.) \$5.86</p> <p>Contents: 2 roller assemblies. Description: Adjustable, center groove; heat treated, high tension steel spring.</p>		<p>Spring Tension Roller S1186 (Nylon) \$3.20 S1186B (Steel B.B.) \$6.08</p> <p>Contents: 2 roller assemblies; installation screws. Description: Center groove; heat treated, high tension steel spring.</p>
	<p>Spring Tension Roller S11597 (Nylon) \$3.87 S11597-B (Steel B.B.) \$6.86</p> <p>Contents: 2 roller assemblies. Description: Center groove; heat treated, high tension steel spring.</p>		<p>Spring Tension Roller S1147 (Nylon) \$3.76 S1147B (Steel B.B.) \$6.64</p> <p>Contents: 2 roller assemblies; installation screws. Description: Wheel with center groove; heat treated, high tension steel spring.</p>
	<p>Spring Tension Roller S1140 (Nylon) \$3.53 S1140-B (Steel B.B.) \$6.41</p> <p>Contents: 2 roller assemblies. Description: Center groove; heat treated, high tension steel spring.</p>		<p>Spring Tension Roller S11121 (Nylon) \$4.09</p> <p>Contents: 2 roller assemblies; installation screws. Description: Center groove; heat treated, high tension steel spring.</p>
	<p>Spring Tension Roller S1108 (Nylon) \$4.42 S1108-B (Steel B.B.) \$6.97</p> <p>Contents: 2 roller assemblies. Description: Center groove; heat treated, high tension steel spring.</p>		<p>Spring Tension Roller S1148 (Nylon) \$4.20 S1148B (Steel B.B.) \$6.64</p> <p>Contents: 2 roller assemblies; installation screws. Description: Center groove; heat treated, high tension steel spring.</p>
	<p>Spring Tension Roller S11516 (Nylon) \$3.53 S11516B (Steel B.B.) \$6.08</p> <p>Contents: 2 roller assemblies. Description: Center groove; heat treated, high tension steel spring.</p>		<p>Spring Tension Roller S112138 (Nylon) \$4.31</p> <p>Contents: 2 roller assemblies; installation screws. Description: Center groove; heat treated, high tension steel spring; with angle stops.</p>
	<p>Spring Tension Roller S111769 (1-1/4" nylon) \$6.52</p> <p>Contents: 2 roller assemblies. Description: Center groove; steel housing; heat treated, high tension steel spring.</p>		<p>Spring Tension Roller S11666 (Nylon) \$3.64 S11666-B (Steel B.B.) \$6.08</p> <p>Contents: 2 roller assemblies; installation screws. Description: Center groove; heat treated, flat, high tension steel spring; fits on doors by Academy Mfg. Co.</p>
	<p>Spring Tension Roller S11118 (1-1/4" nylon) \$4.20 <i>In Stock</i> S11101 (1" nylon) \$4.64 <i>In Stock</i> S11101-B (1" Steel BB) \$7.24 <i>In Stock</i> S113727 (1-3/8" Steel B.B.) \$8.85</p> <p>Contents: 2 roller assemblies. Description: Center groove; steel housing; heat-treated, high tension steel spring.</p>		<p>Spring Tension Roller S11960 (Nylon) \$3.53 S11960-B (Steel B.B.) \$6.08</p> <p>Contents: 2 roller assemblies; installation screws. Description: Center groove; heat treated, high tension steel spring; fits on doors by Metal Industries.</p>

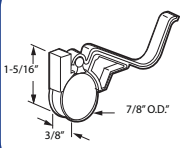
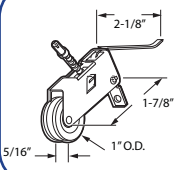
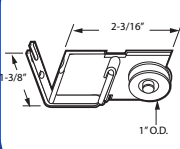
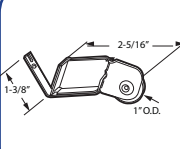
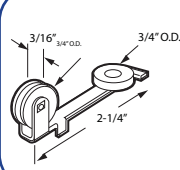
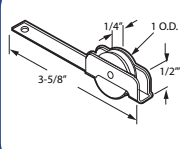
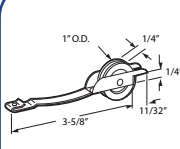
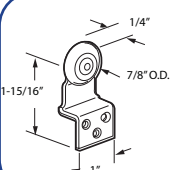
SECTION 5



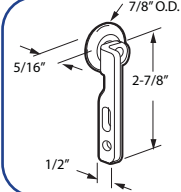
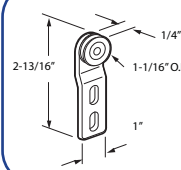
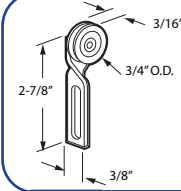
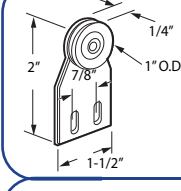
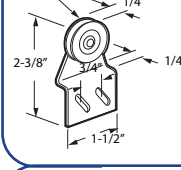
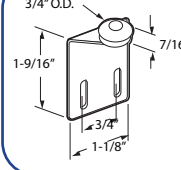
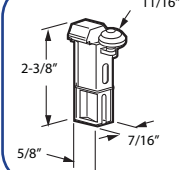
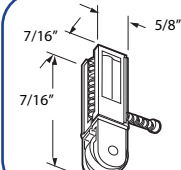
TRU-FRAME®
A name you can build on.

Sliding Screen Door Rollers & Guides

LIST PRICE

	Spring Tension Roller S11120 \$7.63	Contents: 2 roller assemblies. Description: Nylon wheel and housing with open groove; heat treated, high tension steel spring.
	Spring Tension Roller S11122 \$10.51	Contents: 2 roller assemblies. Description: Adjustable, nylon wheel with center groove; steel housing; heat treated, high tension steel spring.
	Spring Tension Roller S112209 (Nylon) \$5.75 S112201 (Steel B.B.) \$13.28	Contents: 2 roller assemblies; installation screws. Description: Extruded aluminum housing, steel spring; adjustable wheel with center groove. Fits on International series No. 900, 925, 950 doors.
	Spring Tension Roller S11123 (Nylon) <i>In Stock</i> \$5.75	Contents: 2 roller assemblies; installation screws. Description: Stamped aluminum housing, steel spring; adjustable wheel with center groove. Fits on International series no. 900, 925, 950 doors.
	Spring Tension Roller S11175 (Nylon) \$16.05	Contents: 2 roller assemblies. Description: Center groove; nylon guide roller; heat treated, high tension steel flat spring; fits as a top roller on Acadia extruded aluminum doors.
	Spring Tension Roller S11119 (Nylon) \$6.64	Contents: 2 roller assemblies; installation screws. Description: Center groove; heat treated, high tension steel spring; one piece spring and housing.
	Spring Tension Roller S111437 (Nylon) \$4.31 S112206 (Steel B.B.) \$7.19	Contents: 2 roller assemblies. Description: Center grooved wheel with steel housing; high tension steel spring; fits on Columbia Uni-fit doors.
	Roller Assembly S11201 (Nylon) \$7.19	Contents: 2 roller assemblies; installation screws. Description: Top hung; steel bracket with oval edge; fits on Arcadia & Saurenman old style steel and aluminum doors.

LIST PRICE

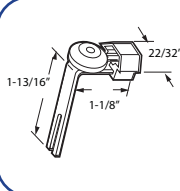
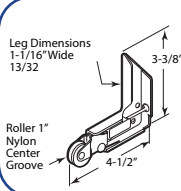
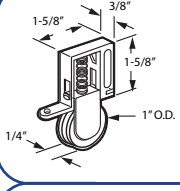
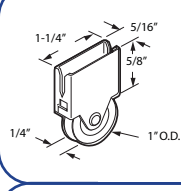
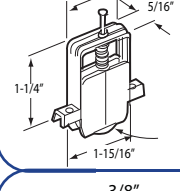
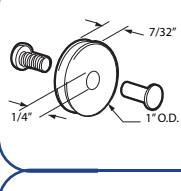
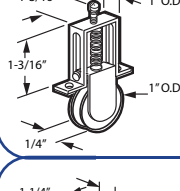
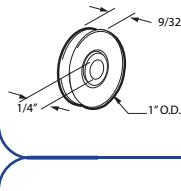
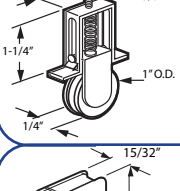
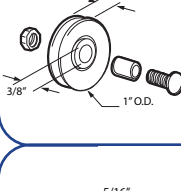
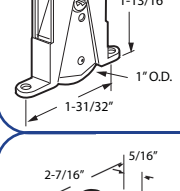
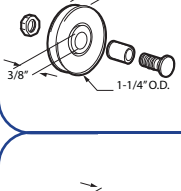
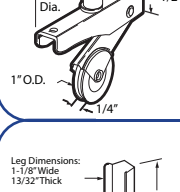
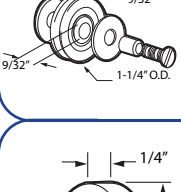
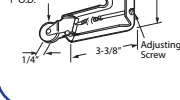

	Roller Assembly S11203 (Nylon B.B.) \$7.74	Contents: 1 left & 1 right hand assembly; installation screws. Description: Top hung; steel bracket with oval edge wheel; used on old style wood sliding screen
	Roller Assembly S1141 (Steel B.B.) \$10.51	Contents: 2 roller assemblies; installation screws. Description: Top hung; steel bracket with center groove wheel; fits on Premier doors.
	Roller Assembly S1146B (Steel B.B.) \$7.30	Contents: 2 roller assemblies; installation screws. Description: Top hung; steel bracket with center groove wheel; fits on Hollyview doors.
	Roller Assembly S1145B (Steel B.B.) \$7.02	Contents: 2 roller assemblies; installation screws. Description: Top hung; aluminum bracket, center groove; fits on Fullview doors.
	Roller Assembly S1116 (Steel B.B.) \$8.08	Contents: 2 roller assemblies; installation screws. Description: Top hung; 1/4" offset steel bracket, wide center groove; fits on Ador "Z" doors.
	Roller Assembly S1142 \$5.59	Contents: 2 roller assemblies; installation screws. Description: Top hung; steel bracket with cone-shaped nylon wheel; fits on HiLite old style doors.
	Roller Assembly S1168 (Nylon B.B.) <i>In Stock</i> \$6.19	Contents: 2 roller assemblies; installation screws. Description: Top hung; nylon housing with oval edge wheel; built-in guide; fits on HiLite doors.
	Roller Assembly S1169 (Nylon) <i>In Stock</i> \$4.20	Contents: 2 roller assemblies; installation screws. Description: Bottom mount; nylon bracket with flat edge wheel; fits on HiLite doors.

SECTION S



TRU-FRAME®
A name you can build on.

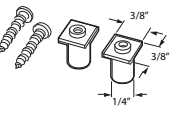
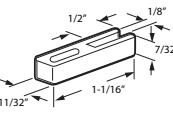
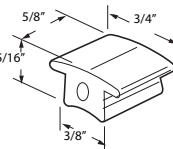
Sliding Screen Door Rollers & Guides

LIST PRICE			LIST PRICE				
	Roller Assembly S11641 (Nylon B.B.)	\$5.89	Contents: 2 roller assemblies; installation screws. Description: Top hung; steel bracket with oval edge wheel; nylon guide; fits on Ador/HiLite doors.		Roller Assembly S11748 (Nylon) <i>In Stock</i>	\$10.18	Contents: 2 roller and corner assemblies. Description: Stamped galvanized steel corner housing with center- grooved nylon wheel; spring activated; adjusting screw; fits on doors by Metal Industries.
	Roller Assembly S111919 (Nylon) S11433 (Steel B.B.) <i>In Stock</i>	\$6.30 \$9.07	Contents: 2 roller assemblies; installation screws. Description: Nylon housing and yoke; center groove; spring activated; fits as top and bottom roller on Academy Uni-fit doors.		Roller Assembly S111452 (Nylon)	\$5.03	Contents: 2 roller assemblies. Description: Stamped steel housing; grooved wheel.
	Roller Assembly S111684 (Nylon)	\$5.53	Contents: 2 roller assemblies; installation screws. Description: Center groove; has thinner nylon housing than 112140; fits on doors by Columbia.		Roller Assembly S11116	\$2.81	Contents: 2 rollers; with fasteners. Description: Nylon wheel with narrow center groove; fits on Air Control doors
	Roller Assembly S111434 (Nylon) S11658 (Steel B.B.)	\$5.53 \$8.19	Contents: 2 roller assemblies; installation screws. Description: Alum. frame w/nylon inner housing; adjustable; center grooved wheel; fits as top and btm. roller on Columbia doors.		Roller Assembly S11117 (Nylon)	\$1.76	Contents: 2 rollers. Description: Center grooved roller; used by many door manufacturers.
	Roller Assembly S111657 (Nylon) S111218 (Steel B.B.)	\$5.53 \$8.19	Contents: 2 roller assemblies. Description: Nylon main frame assembly; adjustable; nylon inner housing with center grooved wheel; fits as top and bottom roller on Columbia doors.		Roller Assembly S11123 (Nylon)	\$2.43	Contents: 2 roller assemblies; with fasteners. Description: Nylon bushing; bottom mount.
	Roller Assembly S111952 (Nylon)	\$15.22	Contents: 2 roller assemblies; installation screws. Description: Nylon outer housing, aluminum inner housing with center		Roller Assembly S11125 (Center groove) S11110 (Narrow offset groove)	\$2.81 \$2.81	Contents: 2 roller assemblies; with fasteners. Description: Nylon bushing; bottom mount.
	Roller Assembly S111872 (Steel)	\$11.73	Contents: 2 roller assemblies. Description: Spring loaded, steel housing with top adjusting screw; fits on doors by Bay-Mills and other door manufacturers.		Roller Assembly S11112 (Medium center groove)	\$3.53	Contents: 2 roller assemblies; with fasteners. Description: Nylon wheel; with threaded steel bushing; bottom mount.
	Roller Assembly S111136 (Nylon)	\$7.96	Contents: 2 roller and corner assemblies. Description: Stamped aluminum corner; center grooved wheel; adjusting screw; fits on doors by Jim Walters.		Roller Assembly S111492 (Steel B.B.)	\$3.20	Contents: 2 rollers; with fasteners. Description: Threaded hex hub; 3/4" flat wheel; fits Croft and Keller doors.

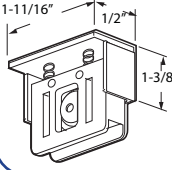
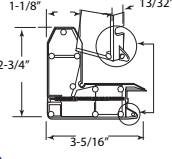
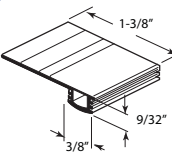
SECTION 5

Sliding Screen Door Rollers & Guides

LIST PRICE

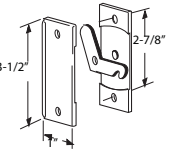
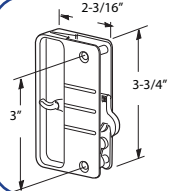
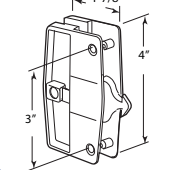
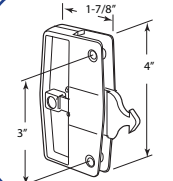
	Roller Adjustment Kit S11649 \$3.27	Contents: 2 nylon sleeves; with fasteners. Description: Adjustment screws and sleeves fit on Anjac style spring tension rollers; 7/16" length under head.
	Top Guide S1110 \$1.82	Contents: 2 guides; with fasteners. Description: Nylon guide; adjustable; used by many door manufacturers.
	Top Guide S11750 \$1.49	Contents: 2 guides. Description: Nylon guide; fits on Columbia screen doors as a top guide and anti-rattle device.

LIST PRICE

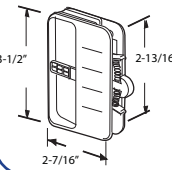
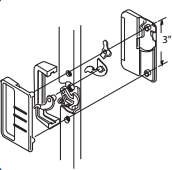
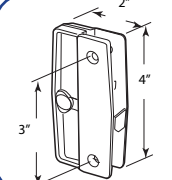
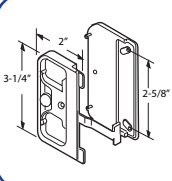
	Bottom Guide S1115 \$6.86	Contents: 2 guides and installation screws. Description: Bottom mount; aluminum housing with nylon spring loaded guide; fits on Ador "Z" doors.
	Corner Insert S11556 \$6.19	Contents: 2 corners. Description: Diecast plain finish with adjustment screw; for 45° miter cut door design.
	Bug Seal S11639 (7 ft. Black vinyl) \$7.52	Contents: 1 strip of vinyl. Description: Vinyl flap has tear strips to adjust width from 3/4" to 1-3/8". Flexible, seals against insects. :

Sliding Screen Door Handles & Latches

LIST PRICE

	Latch and Pull (Plastic) S12138 (Black) \$2.70	Contents: 1 Inside and outside pull; 1 Steel lever latch; installation screws. Description: Non-handed; surface mount; fits on Keller doors.
	Latch and Pull with Security Lock (Plastic) S12324 (Black) \$5.86	Contents: 1 plastic inside and outside pull; 1 white lock and latch assembly with installation screws. Description: Non-handed; with security lock; mortise installation; fits Anjac doors.
	Latch and Pull with Security Lock (Black) S12550 (Use on doors 1/2" thick) \$7.24	Contents: 1 inside and outside pull; 1 lock and latch assembly with installation screws. Description: Non-handed; complete with security lock; mortise installation; fits on Columbia doors.
	Latch and Pull with Security Lock (Black) S121327 (New style 12550) \$7.24	Contents: 1 inside and outside pull; 1 lock and latch assembly with installation screws. Description: Non-handed; complete with security lock; mortise installation; fits on Columbia doors.

LIST PRICE

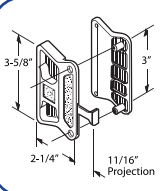
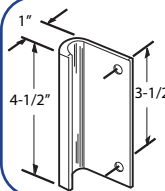
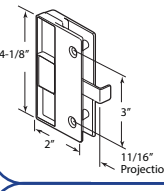
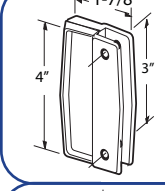
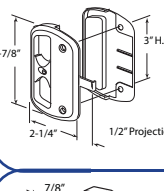
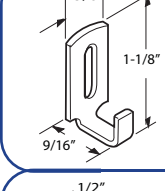
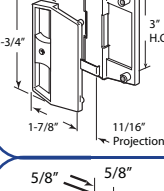
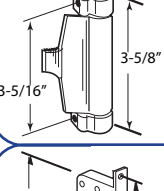
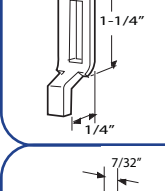
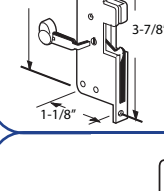
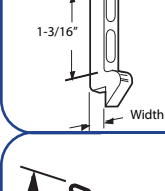
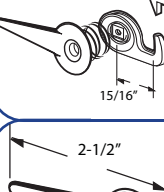
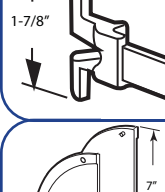

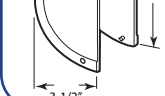
	Latch and Pull (Plastic) S12609 (Black) \$6.64	Contents: 1 inside and outside pull; 1 lock and latch assembly with installation screws. Description: Non-handed; complete with security lock; mortise installation; fits on Northrup Arch and Fran Meyer doors.
	Latch and Pull (Plastic) S122078 (Black) \$9.74	Contents: 1 inside and outside pull; 1 white plastic lock and latch assembly; 1 spacer for hat-section door applications; installation screws. Description: Non-handed; complete with security lock; mortise installation; fits on Anjac extruded frame doors.
	Latch and Pull S121799 (Black) \$6.52	Contents: 1 plastic inside and outside pull; 1 steel latch assembly; 1 diecast strike; installation screws. Description: Non-handed; mortise installation; fits on Academy, Better-Bilt.
	Latch and Pull S121740 (Black) 6.52	Contents: 1 plastic inside and outside pull; 1 steel latch assembly; 1 plastic activator; 1 pop rivet; installation screws. Description: Non-handed; mortise installation.



TRU-FRAME®
A name you can build on.

Sliding Screen Door Handles & Latches

SECTION 5

LIST PRICE			LIST PRICE		
	Latch and Pull S121880 (Black) \$7.24	Contents: 1 plastic inside and outside pull; 1 steel latch; 1 plastic activator; installation screws. Description: Non-handed; mortise installation; fits on Superior Aluminum doors.		Pull (Anodized aluminum) S12113 \$4.97	Contents: 1 pull; installation screws. Description: Heavy duty unit to be used as inside or outside pull; surface mount; ideal secondary pull for children.
	Latch and Pull S122083 (Black) \$6.19	Contents: 1 plastic inside and outside pull; 1 steel latch assembly; 1 plastic activator; installation screws. Description: Non-handed; mortise installation; new style fits on Columbiatic doors.		Pull Set (Plastic) S12209 (Black) \$3.53	Contents: 1 inside pull; 1 outside pull; installation screws. Description: Non-handed; surface mount; economy pulls; plastic assembly.
	Latch and Pull S121997 (Black) \$6.41	Contents: 1 plastic latch assembly with steel hook; installation screws. Description: Non-handed; mortise installation; used on 1/2" extruded and roll form doors.		Latch Strike S12321 \$1.82	Contents: 1 steel strike; installation screws. Description: Used by many door manufacturers.
	Latch and Pull S122086 (Black) \$6.64	Contents: 1 plastic inside and outside pull; 1 steel latch assembly; 1 plastic activator. Description: Non-handed; mortise install; snap together design.		Latch Strike S12713 \$1.93	Contents: 1 strike; installation screws. Description: Stamped steel strike; fits on Columbia doors.
	Latch S1270 (Aluminum) \$5.86	Contents: 1 inside latch. Description: Non-handed; spring activated aluminum flip latch; black plastic housing; no strike required; vertically adjustable; fits on AdorHiLite screen doors.		Latch Strike S121090 \$1.93	Contents: 1 steel strike; installation screws. Description: Adjustable; used by many patio door manufacturers.
	Latch S12137 \$5.14	Contents: 1 plastic latch housing with steel hook; 1 latch lever; 1 strike; installation screws. Description: Non-handed; mortise installation.		Latch Strike S1207M (Med. - 1/4") In Stock \$1.76 S1207W (Wide - 5/16") \$1.87	Contents: 1 diecast strike; installation screws. Description: Adjustable; used by many patio door manufacturers.
	Latch Kit S12304 (Long hook - 15/16") \$4.64	Contents: 1 latch lever; 1 spring; 1 long hook; 1 strike; installation screws. Description: Diecast assembly; non-handed; mortise installation.		Latch S121091 \$2.20	Contents: 1 plastic latch; 1 aluminum strike; installation screws. Description: Non-handed; mortise installation; replaces old aluminum latch; used by International doors.
	Latch Lever S1273 (No stop pin) In Stock \$2.20	Contents: 1 diecast latch lever; installation screw. Description: Used to operate many styles of screen door latches.		Screen Shield (Plastic) S12801* (Black) \$4.70	Contents: 1 inside and outside panel. Description: Protects area around screen door handle; easy installation; works well with most sliding screen door handle assemblies.

Sliding Patio Door Rollers

LIST PRICE

	<p>Roller (Steel ball bearing) S1328 (1") \$6.30 S1326 (1-1/4") \$6.64</p>	<p>Contents: 2 rollers; installation bolts. Description: Steel inner race with 1/4" hole; center grooved; universal design.</p>
	<p>Roller (Steel ball bearing) S13126 \$9.52</p>	<p>Contents: 2 rollers. Description: Steel inner race with 1/4" hole; center grooved; universal design.</p>
	<p>Roller (Nylon ball bearing) S13562 \$5.08</p>	<p>Contents: 2 rollers. Description: Steel inner race with 1/4" hole; center grooved; universal design.</p>
	<p>Roller (Nylon ball bearing) S13221 \$10.40</p>	<p>Contents: 2 rollers. Description: Steel inner race; center grooved wheel; universal design.</p>
	<p>Roller (Nylon ball bearing) S13294 \$14.39</p>	<p>Contents: 2 rollers; 2 axle assemblies w/locking screws. Description: Steel inner race with 1/4" off-center hole for vertical adjustment; universal design.</p>
	<p>Axle Pin Assortment S13662 \$2.54</p>	<p>Contents: 2-.625" pins; 2-.710" pins; 2-.810" pins. Description: Axle pins are zinc plated; knurled surface for tight fit; 3 most popular sizes.</p>
	<p>Roller Assembly S13173-S (Steel B.B.) \$10.18</p>	<p>Contents: 1 roller assembly. Description: Adjustable steel housing assembly; fits on Sun Valley, Fullview, Glasco and other patio door manufacturers.</p>
	<p>Roller Assembly S131818 (1-1/8" steel) \$9.96 S131295 (1-1/4" steel) In Stock \$9.40</p>	<p>Contents: 1 roller assembly. Description: Steel ball bearing roller; adjustable steel housing assembly; fits on Viking and other patio door manufacturers.</p>

LIST PRICE

	<p>Tandem Roller Assembly S13392 (Steel) \$15.50</p>	<p>Contents: 1 roller assembly. Description: Tandem ball bearing rollers; adjustable steel housing assembly; fits on Fleetwood and other patio manufacturers.</p>
	<p>Roller Assembly S13170 (Nylon B.B.) In Stock \$9.96</p>	<p>Contents: 1 roller assembly. Description: Adjustable steel housing assembly; fits on Starlite, Doormaster and other patio door manufacturers.</p>
	<p>Roller Assembly S13170-S \$10.18</p>	<p>Contents: 1 roller assembly. Description: Steel ball bearing roller; adjustable steel housing assembly; fits on Starlite, Doormaster and other patio door manufacturers.</p>
	<p>Roller Assembly S13164 (Steel B.B.) \$12.40</p>	<p>Contents: 1 roller assembly. Description: Adjustable steel housing assembly; fits on Christian Porter and other patio door manufacturers.</p>
	<p>Roller Assembly S131980 (Steel B.B.) \$9.52</p>	<p>Contents: 1 roller assembly. Description: Adjustable steel housing assembly; used by several patio door manufacturers.</p>
	<p>Roller Assembly S13178 (Steel B.B.) \$11.01</p>	<p>Contents: 1 roller assembly. Description: Adjustable steel housing assembly; used by several patio door manufacturers.</p>
	<p>Roller Assembly S13171 (Steel B.B.) \$9.57</p>	<p>Contents: 1 roller assembly. Description: Adjustable steel housing assembly; fits on Christian Porter, Fullview and other patio door manufacturers.</p>
	<p>Roller Assembly S13692 (Steel B.B.) \$10.18</p>	<p>Contents: 1 roller assembly. Description: Adjustable steel housing assembly. Inner and outer housing is held together with a flush pin (not a rivet); has smooth sides, no flares. Used by Superlite.</p>



TRU-FRAME®
A name you can build on.

Sliding Patio Door Rollers

LIST PRICE			LIST PRICE		
	Roller Assembly S13394 (Steel B.B.) \$9.85	Contents: 1 roller assembly. Description: Adjustable steel housing assembly; used by several patio door manufacturers.		Roller Assembly S131534 (Steel B.B.) \$9.85	Contents: 1 roller assembly. Description: Adjustable steel housing assembly; used by Guaranteed Products.
	Roller Assembly S131294 (Steel B.B.) <i>In Stock</i> \$9.63	Contents: 1 roller assembly. Description: Adjustable steel housing assembly; used by several patio door manufacturers.		Roller Assembly S131848 (Nylon B.B.) \$9.35	Contents: 1 roller assembly. Description: Adjustable steel housing assembly; fits on Lupton and other patio door manufacturers.
	Roller Assembly S13134 (Nylon B.B.) \$11.73	Contents: 1 roller assembly. Description: Adjustable steel housing assembly; replaces old-style diecast assembly; fits on Ador/Hilite and other patio door manufacturers.		Mirror Door Roller Assembly S13173 (Nylon B.B.) \$9.40	Contents: 1 roller assembly. Description: Adjustable steel housing assembly; fits on Glascco and other manufacturers.
	Roller Assembly S13128 (Steel B.B.) \$10.51	Contents: 1 roller assembly. Description: Adjustable steel housing assembly; fits on Hollyview, Fullview and other patio door manufacturers.		Tandem Roller Assembly S131279 (1-1/4" Steel) \$14.39 S131533 (1" Steel) \$14.39 S131724 (1-1/8" Steel) \$14.39 <i>In Stock</i>	Contents: 1 roller assembly. Description: Tandem steel ball bearing rollers; adjustable steel housing assembly; fits on Guaranteed Products.
	Roller Assembly S13182 (Steel B.B.) <i>In Stock</i> \$9.57	Contents: 1 roller assembly. Description: Adjustable steel housing assembly; fits on Northrop and other patio door manufacturers.		Roller Assembly S131914 (Nylon B.B.) \$9.07	Contents: 1 roller assembly. Description: Adjustable steel housing assembly.
	Roller Assembly S131489 (Nylon B.B.) \$8.08	Contents: 1 roller assembly. Description: Adjustable steel housing assembly; fits on King Mirror Door Co.		Roller Assembly S131846 (1-1/4") \$10.18	Contents: 1 roller assembly. Description: Steel ball bearing roller; adjustable steel housing; fits on Pacific and other patio door manufacturers.
	Roller Assembly S13169 (1-1/4" Steel) <i>In Stock</i> \$9.35	Contents: 1 roller assembly. Description: Steel ball bearing roller; adjustable steel housing assembly; will replace old style Cupples door roller.		Roller Assembly S13563 (Steel B.B.) <i>In Stock</i> \$10.18	Contents: 1 roller assembly. Description: Adjustable steel housing assembly; fits on Solar Ind. and other patio door manufacturers
	Roller Assembly S13374 (Steel B.B.) \$9.74	Contents: 1 roller assembly. Description: Adjustable steel housing; fits on Northrop series 600 door.		Roller Assembly S132328 (Steel B.B.) \$9.52	Contents: 1 roller assembly. Description: Adjustable steel housing assembly; over all thickness 3/4" fits on Merzon Aluminum Products.

*Minimum Collapsed Height

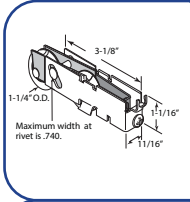
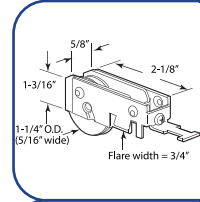
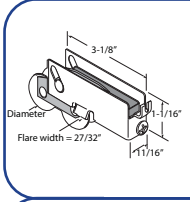
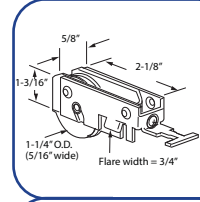
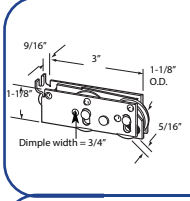
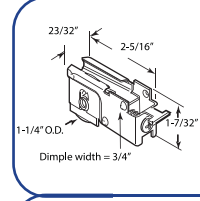
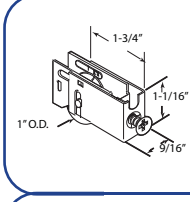
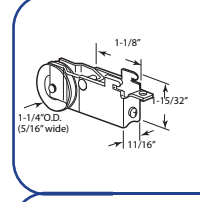
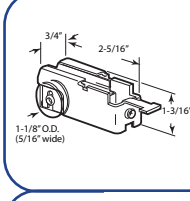
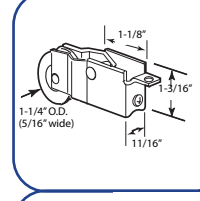
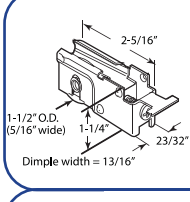
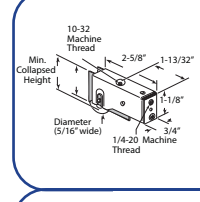
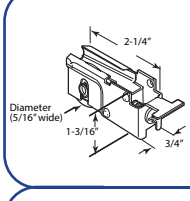
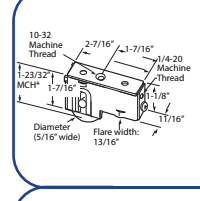
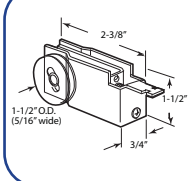
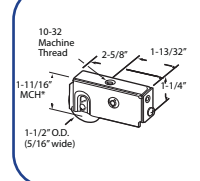


TRU-FRAME®
A name you can build on.

Sliding Patio Door Rollers

LIST PRICE

LIST PRICE

 <p>3-1/8" 1-1/4" O.D. Maximum width at rivet is .740. 1-1/16" 1-1/16"</p>	<p>Tandem Roller Assembly S132357 (Steel B.B.) \$14.39</p>	<p>Contents: 1 roller assembly. Description: Adjustable steel housing assembly; maximum width at rivet is .740.</p>	 <p>5/8" 1-3/16" 1-1/4" O.D. (5/16" wide) 2-1/8" Flare width = 3/4"</p>	<p>Roller Assembly S13177-S (Steel B.B.) <i>In Stock</i> \$9.35 S13177 (Nylon B.B.) <i>In Stock</i> \$8.80</p>	<p>Contents: 1 roller assembly. Description: Adjustable steel housing; fits on International and other patio door manufacturers.</p>
 <p>3-1/8" Diameter Flare width = 27/32" 1-1/16" 1-1/16"</p>	<p>Tandem Roller Assembly S13841 (1-1/8" Steel) <i>In Stock</i> \$15.22 S131488 (1-1/4" Nylon) \$13.56</p>	<p>Contents: 1 roller assembly. Description: Tandem ball bearing rollers; adjustable steel housing assembly; fits on Pacific and other patio door manufacturers.</p>	 <p>5/8" 1-3/16" 1-1/4" O.D. (5/16" wide) 2-1/8" Flare width = 3/4"</p>	<p>Roller Assembly S132327 (Nylon B.B.) \$10.40 S131729 (Stainless steel B.B.) \$22.14</p>	<p>Contents: 1 roller assembly. Description: Adjustable aluminum housing assembly to resist corrosion; fits on International and other patio door manufacturers.</p>
 <p>9/16" 3" 1-1/8" O.D. 1-1/8" Dimple width = 3/4" 5/16"</p>	<p>Tandem Roller Assembly S13812 \$14.39</p>	<p>Contents: 1 roller assembly. Description: Tandem steel ball bearing rollers; adjustable steel housing assembly.</p>	 <p>23/32" 2-5/16" 1-1/4" O.D. Dimple width = 3/4" 1-7/32"</p>	<p>Roller Assembly S132602 (Steel B.B.) \$9.52</p>	<p>Contents: 1 roller assembly. Description: Adjustable steel housing; used by several patio door manufacturers.</p>
 <p>1-3/4" 1-1/16" 1" O.D. 9/16"</p>	<p>Roller Assembly S131472 (Steel B.B.) \$9.29</p>	<p>Contents: 1 roller assembly. Description: Adjustable steel housing assembly.</p>	 <p>1-1/8" 1-1/4" O.D. (5/16" wide) 1-15/32" 1-1/16"</p>	<p>Roller Assembly S13176 (Nylon B.B.) \$10.40</p>	<p>Contents: 1 roller assembly. Description: Adjustable steel housing assembly; used by several patio door manufacturers.</p>
 <p>3/4" 2-5/16" 1-1/8" O.D. (5/16" wide) 1-3/16"</p>	<p>Roller Assembly S132271 (Steel B.B.) \$10.18</p>	<p>Contents: 1 roller assembly. Description: Adjustable steel housing assembly; fits on T.M Cobb and other patio door manufacturers.</p>	 <p>1-1/8" 1-1/4" O.D. (5/16" wide) 1-3/16" 1-1/16"</p>	<p>Roller Assembly S13174 (Nylon B.B.) \$10.29</p>	<p>Contents: 1 roller assembly. Description: Adjustable steel housing assembly; fits on Rebco-West.</p>
 <p>2-5/16" 1-1/2" O.D. (5/16" wide) 1-1/4" 23/32" Dimple width = 13/16"</p>	<p>Roller Assembly S131896 (Steel) \$9.74 S13337 (Nylon) \$8.68</p>	<p>Contents: 1 roller assembly. Description: Ball bearing roller; adjustable steel housing assembly; fits on Marshall and other patio door manufacturers.</p>	 <p>10-32 Machine Thread Min. Collapsed Height 2-5/8" 1-13/32" 1-1/8" Diameter (5/16" wide) 1/4-20 Machine Thread 3/4"</p>	<p>Roller Assembly S13135 (1-1/2" Steel) 1-19/32" Min. Collapsed Height \$9.13 S13135-1.2 (1-1/4" Steel) 1-1/2" Min. Collapsed Height \$8.19</p>	<p>Contents: 1 roller assembly. Description: Ball bearing roller; adjustable steel housing assembly; used by many patio door manufacturers.</p>
 <p>2-1/4" Diameter (5/16" wide) 1-3/16" 3/4"</p>	<p>Roller Assembly S13181 (1-1/8" Steel) <i>In Stock</i> \$9.24</p>	<p>Contents: 1 roller assembly. Description: Ball bearing roller; adjustable steel housing assembly; used by several patio door manufacturers.</p>	 <p>10-32 Machine Thread 2-7/16" 1-7/16" 1-7/16" MCH 1-7/16" 1/4-20 Machine Thread 1-1/8" Diameter (5/16" wide) Flare width: 13/16"</p>	<p>Roller Assembly S13728 (1-1/2" Steel) 1-23/32" Min. Collapsed Height \$9.13</p>	<p>Contents: 1 roller assembly. Description: Ball bearing roller; adjustable steel housing assembly; fits on Fleetwood and other patio door manufacturers.</p>
 <p>2-3/8" 1-1/2" O.D. (5/16" wide) 3/4"</p>	<p>Roller Assembly S13175 (Nylon B.B.) \$10.18</p>	<p>Contents: 1 roller assembly. Description: Adjustable steel housing assembly; fits on Doormaster and other patio door manufacturers.</p>	 <p>10-32 Machine Thread 1-11/16" MCH 2-5/8" 1-13/32" 1-1/4" 1-1/2" O.D. (5/16" wide)</p>	<p>Roller Assembly S131479 (Steel B.B.) <i>In Stock</i> \$7.47</p>	<p>Contents: 1 roller assembly. Description: Adjustable steel housing assembly; fits on Daryl, Patio Magic and other patio door manufacturers.</p>



TRU-FRAME®
A name you can build on.

Sliding Patio Door Rollers

LIST PRICE

LIST PRICE

	<p>Roller Assembly S131476 (Steel) \$7.24</p> <p>Contents: 1 roller assembly. Description: Ball bearing roller; adjustable steel housing. Used by many patio door manufacturers.</p>		<p>Roller Assembly S1378 (1-11/16" Nylon) \$13.56 2" Min. Collapsed Height</p> <p>Contents: 1 roller assembly. Description: Ball bearing roller; steel housing assembly; fits on Arcadia and other patio door manufacturers.</p>
	<p>Roller Assembly S131477 (Steel B.B.) \$6.52</p> <p>Contents: 1 roller assembly. Description: Adjustable steel housing assembly; fits on Air Control, Howmet, Krestmark, and many other patio door manufacturers.</p>		<p>Tandem Roller Assembly S132351 \$16.60</p> <p>Contents: 1 roller assembly. Description: Tandem steel ball bearing roller; adjustable steel housing assembly; fits on vinyl patio doors.</p>
	<p>Roller Assembly S132353 (Steel B.B.) \$7.30</p> <p>Contents: 1 roller assembly. Description: Adjustable steel housing assembly; fits on Keller and other patio door manufacturers.</p>		<p>Tandem Roller Assembly S131954 (1-1/4" Nylon) \$14.28 S131300 (1-1/2" Steel) \$16.38</p> <p>Contents: 1 roller assembly. Description: Tandem ball bearing rollers; adjustable steel housing assembly.</p>
	<p>Roller Assembly S131473 (Steel B.B.) \$11.29</p> <p>Contents: 1 roller assembly. Description: Adjustable steel housing assembly; fits on Keller Windows and other patio door manufacturers.</p>		<p>Tandem Roller Assembly S13391 \$22.36</p> <p>Contents: 1 roller assembly. Description: Tandem steel ball bearing rollers; adjustable steel housing assembly; fits on ArmourVue, Disco, Atlas and many other patio door manufacturers.</p>
	<p>Roller Assembly S131449 \$9.24</p> <p>Contents: 1 roller assembly. Description: Adjustable steel housing assembly; fits on Nu-Air, Bennings, Scotty and many other patio door manufacturers.</p>		<p>Roller Assembly S13435 (Steel B.B.) \$12.62</p> <p>Contents: 1 roller assembly. Description: Adjustable steel housing assembly; fits on Smith & Kelly and other patio door manufacturers.</p>
	<p>Roller Assembly S131461 (Steel B.B.) \$8.52</p> <p>Contents: 1 roller assembly. Description: Adjustable steel housing assembly; fits on Harcar, Bee Cee and other patio door manufacturers.</p>		<p>Roller Assembly S13406 (Steel B.B.) \$9.35</p> <p>Contents: 1 roller assembly. Description: Adjustable steel housing assembly; fits on Acorn, Wells Aluminum, and other patio door manufacturers. Replaces old style diecast assembly.</p>
	<p>Roller Assembly S131242 (Steel B.B.) \$10.18</p> <p>Contents: 1 roller assembly. Description: Adjustable steel housing assembly.</p>		<p>Roller Assembly S13373 (Nylon B.B.) \$10.29</p> <p>Contents: 1 roller assembly. Description: Adjustable steel housing assembly; fits on Northrop and other patio door manufacturers.</p>
	<p>Roller Assembly S13290 (1-1/8" Steel) \$9.40 1-5/32" Min. Collapsed Height</p> <p>Contents: 1 roller assembly. Description: Ball bearing roller; adjustable steel housing assembly; fits on Smith Carry and other patio door manufacturers.</p>		<p>Roller Assembly S13487 (Steel B.B.) \$9.07</p> <p>Contents: 1 roller assembly. Description: Adjustable zinc plated steel housing assembly; fits on Keller and other patio door manufacturers.</p>

SECTION 5

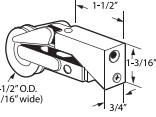
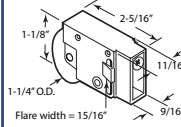
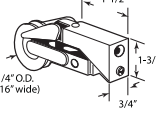
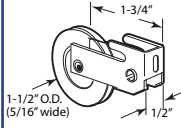
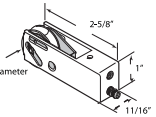
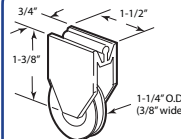
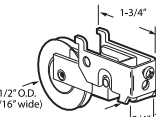
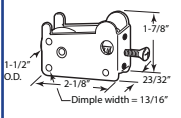
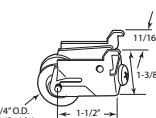
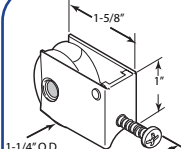
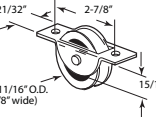
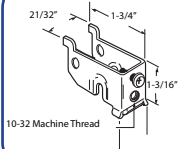
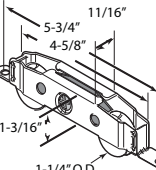
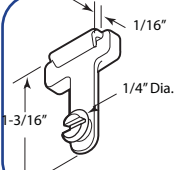
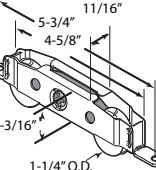
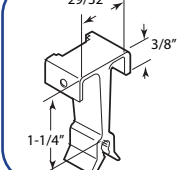


TRU-FRAME®
A name you can build on.

Sliding Patio Door Rollers

LIST PRICE

LIST PRICE

 <p>1-1/2" O.D. (5/16" wide) 1-1/2" 1-3/16" 3/4"</p>	<p>Roller Assembly S13127-2 (Steel B.B.) \$11.56</p> <p>Contents: 1 roller assembly. Description: Adjustable diecast housing assembly; fits on Fleetwood, Fullview and many other patio door manufacturers.</p>		 <p>1-1/8" 2-5/16" 1-1/4" O.D. 11/16" 9/16" Flare width = 15/16"</p>	<p>Roller Assembly S131973 (Steel B.B.) \$8.19</p> <p>Contents: 1 roller assembly. Description: Adjustable diecast housing assembly; fits on Crossly and other patio door manufacturers.</p>	
 <p>1-1/2" 1-3/16" 3/4" 1-1/4" O.D. (5/16" wide)</p>	<p>Roller Assembly S13127 (Steel) \$11.07</p> <p>Contents: 1 roller assembly. Description: Ball bearing roller; adjustable diecast housing assembly; fits on Fleetwood, Fullview and many other patio door manufacturers.</p>		 <p>1-3/4" 1-1/2" 1-1/2" O.D. (5/16" wide)</p>	<p>Roller Assembly S13158 (Nylon B.B.) \$5.75 S13840 (Steel B.B.) \$6.08</p> <p>Contents: 1 roller assembly. Description: Steel bracket; fits on Adhor/ Hilite and other patio door manufacturers. Use with 131897 or 131913 to replace inner roller assembly.</p>	
 <p>2-5/8" 1" 11/16" Diameter</p>	<p>Roller Assembly S13143 (1-1/4" Nylon) \$13.06</p> <p>Contents: 1 roller assembly. Description: Ball bearing roller; adjustable diecast housing assembly; fits on Trimview and many other manufacturers.</p>		 <p>3/4" 1-1/2" 1-3/8" 1-1/4" O.D. (3/8" wide)</p>	<p>Roller Assembly S13180 <i>In Stock</i> \$8.19</p> <p>Contents: 1 roller assembly. Description: Nylon roller with bushing axle; non-adjustable nylon housing assembly; fits on Likit and other patio door manufacturers.</p>	
 <p>1-3/4" 1-1/2" O.D. (5/16" wide) 3/4"</p>	<p>Roller Assembly S131913 (Steel B.B.) \$8.08</p> <p>Contents: 1 roller assembly. Description: Adjustable steel housing; fits on Ador Hilite series 1200 patio doors.</p>		 <p>1-7/8" 1-1/2" O.D. 2-1/8" 23/32" Dimple width = 13/16"</p>	<p>Roller Assembly S131892 (Steel B.B.) <i>In Stock</i> \$15.94</p> <p>Contents: 1 roller assembly. Description: Galvanized steel housing.</p>	
 <p>1-1/4" O.D. (5/16" wide) 1-1/2" 1-3/8" 11/16"</p>	<p>Roller Assembly S13395 (Steel B.B.) \$10.29</p> <p>Contents: 1 roller assembly. Description: Adjustable steel housing assembly; fits on Premier and other patio door manufacturers.</p>		 <p>1-5/8" 1" 3/4" 1-1/4" O.D. (5/16" wide)</p>	<p>Roller Assembly S131241 (Steel B.B.) \$10.84</p> <p>Contents: 1 roller assembly. Description: Stamped steel housing. Use with 13435 to replace inner roller assembly.</p>	
 <p>21/32" 2-7/8" 1-11/16" O.D. (3/8" wide) 15/16"</p>	<p>Roller Assembly S13179 (Nylon B.B.) \$9.52</p> <p>Contents: 1 roller assembly. Description: Aluminum housing; fits on Western Patio doors and other patio door manufacturers.</p>		 <p>21/32" 1-3/4" 1-3/16" 10-32 Machine Thread</p>	<p>Roller Housing S13157 \$2.32</p> <p>Contents: 1 roller housing assembly. Description: Steel housing; fits on Ador HiLite to hold 13158 and 13840 roller assemblies.</p>	
 <p>11/16" 5-3/4" 4-5/8" 1-3/16" 1-1/4" O.D.</p>	<p>Tandem Roller Assembly S132329 \$46.51</p> <p>Contents: 1 roller assembly. Description: Tandem stainless steel ball bearing rollers; adjustable stainless steel housing assembly; used in severe weather environments.</p>		 <p>1/16" 1/4" Dia. 1-3/16"</p>	<p>Guide S13630 \$3.53</p> <p>Contents: 2 guides. Description: Snap-in nylon guides for top of International series 900 patio doors.</p>	
 <p>11/16" 5-3/4" 4-5/8" 1-3/16" 1-1/4" O.D.</p>	<p>Tandem Roller Assembly S13808-S (1-1/4" Steel) \$14.06</p> <p>Contents: 1 roller assembly. Description: Tandem ball bearing rollers; adjustable steel housing assembly.</p>		 <p>29/32" 3/8" 1-1/4"</p>	<p>Top Guide S132299 \$5.75</p> <p>Contents: 2 guides. Description: Nylon guide mounts on top of door and prevents rattle during operation; fits on International.</p>	



TRU-FRAME®

A name you can build on.

Sliding Patio Door Rollers

LIST PRICE		LIST PRICE			
	Guide & Anti-Rattle Button S132310 \$2.78	Contents: 4 guides. Description: Nylon guide; used in top rail of door to create a quieter and smooth sliding patio door.		Bumper S13212B (Black) \$2.92	Contents: 1 bumper, installation fastener. Description: Injected rubber bumper; attaches to jamb to protect door.
	Repair Track S13691 (8 ft. S.S.) \$19.37 S132586 (10 ft. S.S.) \$23.80	Contents: 1 track. Description: Heavy duty track can be used by itself or as a repair track; can be used on wood or metal tracks.		Repair Track S13847 (6 ft. S.S.) \$6.97 <i>In Stock</i> S13689 (8 ft. S.S.) \$8.85 <i>In Stock</i> S13690 (10 ft. S.S.) \$10.51 <i>In Stock</i>	Contents: 1 track cap. Description: Track cap is used as a repair part for damaged or badly worn tracks; easy to install.

Sliding Patio Door Handles & Latches

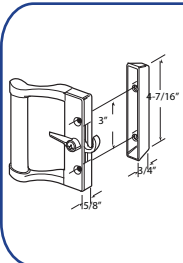
LIST PRICE		LIST PRICE			
	Handle Set (Standard handle height) S14206 (Aluminum) \$31.61 S142053 (Black) \$34.55 S14206B (Bronze) \$34.55	Contents: 1 inside pull and latch assembly; 1 outside pull; 1 face mounting keeper; installation fasteners. Description: Extruded aluminum inside and outside pulls; fixed anti-lift bar for additional security; reversible for right or left hand doors.		Handle Set S141752 (Black) \$36.93	Contents: 1 inside pull and latch assembly; 1 outside pull; 1 face mounting keeper; installation fasteners. Description: Extruded aluminum inside and diecast outside pulls; fixed anti-lift bar for additional security; reversible for right or left hand doors.
	Handle Set (High handle height) S14665 (Aluminum) \$35.44 S14665B (Black) \$38.43	Contents: 1 inside pull and latch assembly; 1 outside pull; 1 face mounting keeper; installation fasteners. Description: Extruded aluminum inside and outside pulls; fixed anti-lift bar for additional security; reversible for right or left hand doors.		Handle Set S14377 (Aluminum) \$45.68	Contents: 1 inside pull and latch assembly; 1 outside pull; 1 keeper; installation fasteners. Description: Designed for Sears sliding patio doors; diecast inside pull with wood handle; anti-lift bar; steel hook; flush extruded aluminum outside pull.
	Handle Set (Low handle height) S14664 (Aluminum) \$35.16	Contents: 1 inside pull and latch assembly; 1 outside pull; 1 face mounting keeper; installation fasteners. Description: Extruded aluminum inside and outside pulls; fixed anti-lift bar for additional security; reversible for right or left hand doors.		Handle Set S14183 (Aluminum) \$34.00 S14183B (Black) \$36.93	Contents: 1 inside pull and latch assembly; 1 outside pull; installation fasteners. Description: Designed for Ador/HiLite doors; extruded aluminum inside and outside pulls; handle latches into door jamb (no strike necessary).
	Handle Set S14950 (Aluminum) \$38.65	Contents: 1 inside pull and latch assembly; 1 outside pull; installation fasteners. Description: Diecast assembly with wood handle; diecast thumb turn with steel hook; 2-way diecast keeper.		Handle Set (Aluminum) S14205L (Left hand) \$37.10 S14205R (Right hand) \$37.10	Contents: 1 inside pull and latch assembly; 1 outside pull; installation fasteners. Description: Extruded aluminum inside and outside pulls; diecast thumbturn and steel hook; designed for Premier doors.



TRU-FRAME®
A name you can build on.

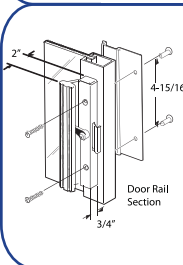
Sliding Patio Door Handles & Latches

LIST PRICE



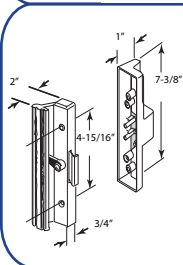
Handle Set
S14200A (Aluminum) \$26.46

Contents: 1 inside pull and latch assembly; 1 keeper; 1 outside pull; installation fasteners.
Description: Diecast inside pull with wood handle; diecast outside pull; surface mount.



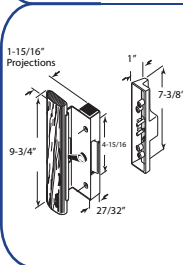
Handle Set
S141706 (Aluminum) \$28.68
S141311 (Black) \$31.61

Contents: 1 inside pull and latch assembly; 1 outside pull; installation fasteners.
Description: Extruded aluminum inside and flush outside pull; surface mounted; clamp-latch with plastic activator; metal latch; hook profile is 1/4"; projection is 1/2".



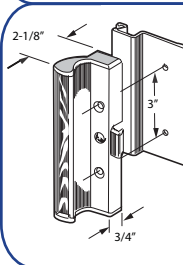
Handle Set
S141842 (Black) \$34.00
S141845 (White) \$34.00

Contents: 1 inside pull and latch assembly; 1 outside pull; installation fasteners.
Description: Extruded aluminum inside pull; metal clamp-latch with plastic activator; diecast outside pull has knock-out for converting to keyed cylinder lock; latch hook profile is 1/4"; projection is 1/2".



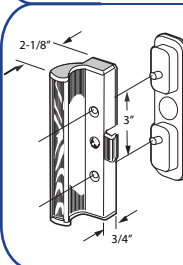
Handle Set
S141753 (Black) \$36.93

Contents: 1 inside pull and latch assembly; 1 outside pull; installation fasteners.
Description: Extruded aluminum inside pull with wood handle; diecast outside pull has knock-out for converting to keyed cylinder lock. Latch hook profile is 1/4"; projection is 7/16".



Handle Set
S14538 (Aluminum) \$35.16
S14538B (Black) \$38.09

Contents: 1 inside pull and latch assembly; 1 outside pull; installation fasteners.
Description: Extruded aluminum inside pull; clamp-latch with plastic activator; flush extruded aluminum outside pull; designed to fit International doors. Latch hook profile is 1/4" and projection is 9/16".



Handle Set
S141315 (Black) \$45.68

Contents: 1 inside pull and latch assembly; 1 outside pull; installation fasteners.
Description: Extruded aluminum inside pull; clamp-latch with plastic activator; flush diecast outside pull; designed to fit International doors; latch hook profile

LIST PRICE



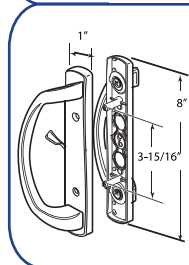
Handle Set
S14399 (Aluminum) \$28.68
S14399B (Bronze) \$31.61

Contents: 1 inside pull & latch assembly with wood grain strip; 1 flush outside pull and installation fasteners.
Description: Extruded aluminum inside handle; with clamp style latch and metal activator; extruded aluminum outside pull; latch hook profile is 3/16"; projection is 7/16".



Handle Set
S14346 (Aluminum) \$42.30
S14751 (Bronze) \$42.64

Contents: 1 inside and 1 outside pull; installation fasteners.
Description: Extruded aluminum inside pull with heavy-duty wood handle; diecast outside pull.



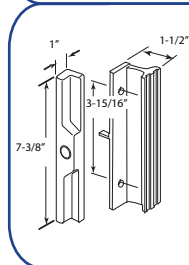
Handle Set (Decorative)
S142262 (White) \$47.18

Contents: 1 inside pull and thumb latch; 1 outside pull; installation fasteners.
Description: High profile diecast handle set; non-handed outside pull can be keyed using 152514 key cylinder adapter kit for the white and 152515 for the brass handle.



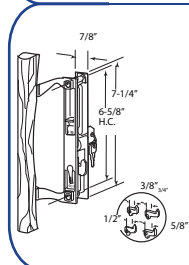
Handle Set
S143598 (White) \$42.30

Contents: 1 Inside pull; 1 outside pull; 1 set of fasteners.
Description: Heavy duty diecast handle; powder coated finish; diecast thumb lever; steel lock drive.



Handle Set
S141841 (Black) \$32.78

Contents: 1 inside pull; 1 outside pull; installation fasteners.
Description: Extruded aluminum inside pull; diecast outside pull; non-handed, surface mount; Removable knock-out slug for adding key cylinder.



Handle Set
S141638 (Black) \$25.74
S14420 (Chrome) \$25.47

Contents: 1 inside latch with deluxe wood pull; 1 outside pull; 1 keeper; installation fasteners; 4 hook assortment; 1 locking cylinder with 2 keys.
Description: Diecast construction fits most flush lock cut-outs; comes complete with keyed cylinder lock; reversible for left or right hand; complete with 4 different hook lengths.

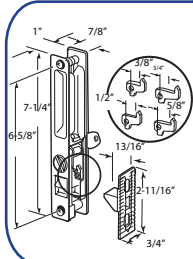


TRU-FRAME®
A name you can build on.

Sliding Patio Door Handles & Latches

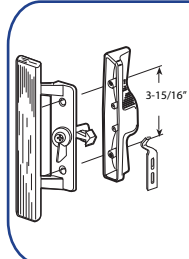
LIST PRICE

LIST PRICE



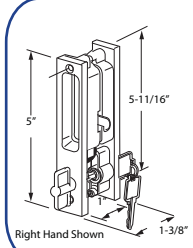
Handle Set (Chrome)
S14416
(4 hook assortment) \$19.43

Contents: 1-inside latch and pull; 1-outside pull; 1-locking cylinder; 1-keeper; 1 set of installation fasteners.
Description: Diecast construction; chrome plated; steel hook; nite latch feature; universal design; interchangeable hooks are reversible.



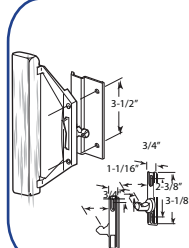
Handle Set
S14186 (Aluminum) \$26.96

Contents: 1 inside pull and latch, 1 outside pull, 1 keeper, (1 locking cylinder) installation fasteners.
Description: Diecast with wood pull, reversible right or left hand applications, automatic unlatching feature prevents accidental lockout, fits 1" thick door rails.



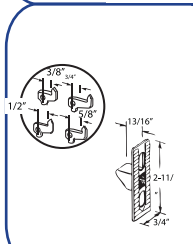
Handle Set (Keyed)
S141313 (Aluminum) \$105.22

Contents: 1 inside latch and pull; 1 outside pull; 1 key lock installation screws.
Description: Flush type lock; 5" hole centers; used in mobile homes; designed for Fran Meyers.



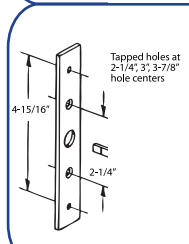
Handle Set
S1495 (Aluminum) \$29.29

Contents: 1 inside pull and latch; 1 outside pull; 1 keeper; installation fasteners.
Description: Diecast inside pull with wood handle; extruded aluminum outside pull, designed for Trimview.



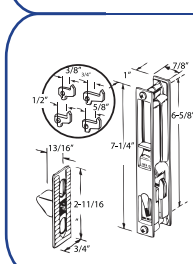
Handle Set
S142043 (Black-no pull) \$17.55

Contents: 1 inside latch and pull; 1 spacer; 1 keeper; 4 hook assortment; installation fasteners.
Description: Diecast flush mount latch and keeper; 1/8" thick spacer designed to adapt to Croft Metal Series 701 - 7/8" thick door stile; reversible latch hook.



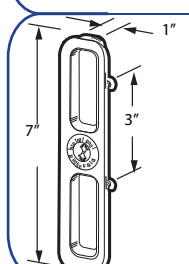
Pull and Keyed Locking Unit
S1449 (Aluminum) \$43.19

Contents: 1 zinc diecast outside pull, aluminum cover plate, 1 locking cylinder with 2 keys, installation fasteners.
Description: Non-handed, universal design, outside pull, cover plate pre-drilled at 4-15/16" and 2-1/4" hole centers. Can also be used on handles with 3" and 3-7/8" hole centers.



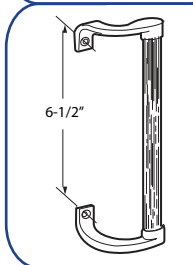
Handle Set
S14436 (Chrome - no pull) \$15.00

Contents: 1 inside latch and pull; 1 outside pull; 4 hook assortment; 1 keeper; 1 set of installation fasteners.
Description: Diecast construction; fits most popular flush lock cut-outs; reversible latch hook; diecast keeper.



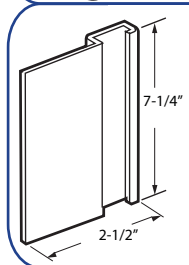
Outside Pull
S142234 (Black) \$16.60

Contents: 1 outside pull, installation fasteners.
Description: Diecast, flush mount, knock-out plug to accept key cylinder no. 1505, fits on doors by International.



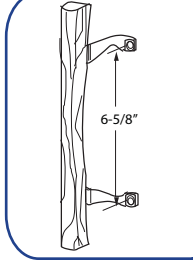
Pull
S14419 (Black) \$14.39

Contents: 1 inside pull; installation fasteners.
Description: Painted diecast end caps with wood pull.



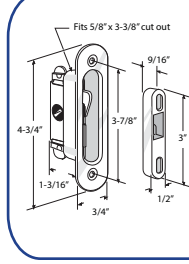
Outside Flush Pull
S142216 (Black) \$8.08

Contents: 1 pull; installation fasteners.
Description: Extruded aluminum pull; no holes; drill holes to meet any requirements.



Pull
S141642 (Chrome) \$8.52

Contents: 1 inside wood pull; and installation fasteners.
Description: Deluxe wood pull; chrome plated diecast brackets.



Mortise Lock and Keeper
S141725 \$19.65

Contents: 1 lock and keeper assembly with complete set of fasteners.
Description: Excellent for either wood or aluminum door application; integration of keeper and lock for positive anti-lift protection; plated steel hook is mounted in an anti-friction pivot, encased in aluminum housing; fits on Pennco.

SECTION 5



TRU-FRAME®
A name you can build on.

Sliding Patio Door Handles & Latches

LIST PRICE

	<p>Latch Lever S14503 \$3.98</p>	<p>Contents: 1 latch lever and rivet. Description: Plastic lever; fits on International handle sets 14347, 14538, 142228, 14538-B.</p>
	<p>Cylinder Lock S14418 (15/16" - 1-1/8" thick door) \$5.86</p>	<p>Contents: 1 lock with 2 keys. Description: Wafer type; diecast housing; used to keylock most flush mount handle sets</p>

LIST PRICE

	<p>Keeper S14504 (1/2" wide - chrome) \$3.04</p>	<p>Contents: 1 keeper; installation fasteners. Description: Diecast keeper; screw slots allow for vertical adjustment; universal application.</p>
--	---	---

Sliding Patio Door Locks & Keepers

LIST PRICE

	<p>Mortise Lock S151291 \$19.82</p>	<p>Contents: 1 lock; installation fasteners. Description: Mortise installation; steel housing and hook; square end face plate; keyway is in vertical position with hook fully extended; hook projection is adjustable; fits on Adams Rite.</p>
	<p>Mortise Lock S1521 \$18.71</p>	<p>Contents: 1 lock; installation fasteners. Description: Mortise installation; steel housing and hook; round or square end face plate; keyway is in the 45° position with hook fully extended; hook projection is adjustable; fits on Adams Rite.</p>
	<p>Mortise Lock S1521-1 \$18.71</p>	<p>Contents: 1 lock; installation fasteners. Description: Mortise installation; steel housing and hook; round or square end face plate; keyway is in the 45° position with hook fully extended; hook projection is adjustable; fits on Adams Rite.</p>

LIST PRICE

	<p>Mortise Lock S152505 (Steel) \$22.14</p>	<p>Contents: 1 lock; installation fasteners. Description: Mortise installation; steel housing and hook; hook is spring loaded; with adjustable hook projection; automatically latches door; round end face plate; keyway is in the 45° position with hook fully extended; fits on Adams Rite.</p>
	<p>Mortise Lock S152471 \$18.76</p>	<p>Contents: 1 lock; installation fasteners. Description: Mortise installation; steel housing and hook; square end face plate; keyway is in vertical position with hook fully extended; hook projection is adjustable; fits on W&F.</p>
	<p>Mortise Lock S15410 In Stock \$15.00</p>	<p>Contents: 1 lock; installation fasteners. Description: Mortise installation; steel housing and hook; round end face plate; keyway is in vertical position with hook fully extended; hook projection is adjustable; fits on W&F.</p>

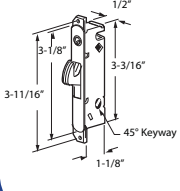
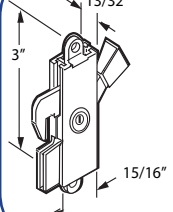
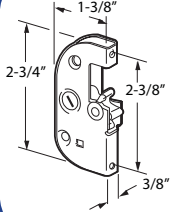
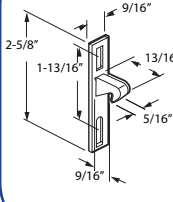
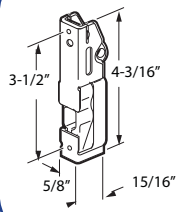
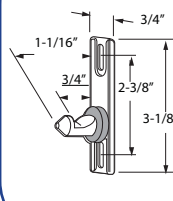
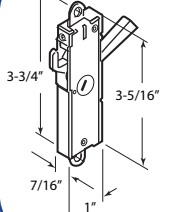
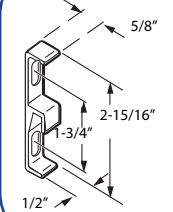
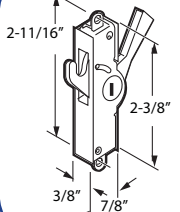
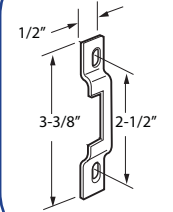
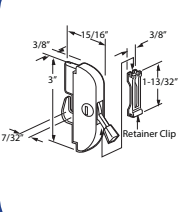
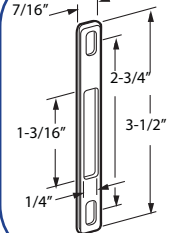


TRU-FRAME®
A name you can build on.

Sliding Patio Door Locks & Keepers

LIST PRICE

LIST PRICE

	<p>Mortise Lock S15410F <i>In Stock</i></p> <p>LIST PRICE: \$15.00</p>	<p>Contents: 1 lock; installation fasteners. Description: Mortise installation; steel housing and hook; round end face plate; keyway is in the 45° position with hook fully extended; hook projection is adjustable; fits on W&F.</p>		<p>Internal Lock S151890</p> <p>LIST PRICE: \$9.85</p>	<p>Contents: 1 lock. Description: Stamped aluminum housing with steel hook and latch lever; black plastic latch lever tip.</p>
	<p>Mortise Lock S1577</p> <p>LIST PRICE: \$27.24</p>	<p>Contents: 1 lock; installation fasteners. Description: Cog type lock assembly for old style Arcadia doors. Diecast cog and steel housing.</p>		<p>Keeper S152180</p> <p>LIST PRICE: \$4.42</p>	<p>Contents: 1 keeper; installation fasteners. Description: Zinc plated diecast keeper; face mount; vertical slots allow for adjustment.</p>
	<p>Mortise Lock S15384</p> <p>LIST PRICE: \$24.36</p>	<p>Contents: 1 lock; installation fasteners. Description: Steel lock and housing with stainless steel spring; mortise installation; fits on Northrop.</p>		<p>Keeper S15192</p> <p>LIST PRICE: \$5.25</p>	<p>Contents: 1 keeper; installation fasteners. Description: Diecast keeper and rubber bumper; repair part for sliding patio door handle 141235.</p>
	<p>Internal Lock S15510</p> <p>LIST PRICE: \$20.19</p>	<p>Contents: 1 lock; installation fasteners. Description: Internal lock for surface mounted patio door handle set. Steel housing and hook; black plastic latch lever; with adjustable hook projection; fits on Nothrop Architectural.</p>		<p>Keeper S152498 (Alum. finish)</p> <p>LIST PRICE: \$2.70</p>	<p>Contents: 1 keeper; installation fasteners. Description: Zinc diecast keeper; face mount; vertical slots allow for adjustment.</p>
	<p>Internal Lock S15191</p> <p>LIST PRICE: \$14.61</p>	<p>Contents: 1 lock; installation fasteners. Description: Internal lock for surface mounted patio door handle, with steel housing and hook; black plastic latch lever; fits on Adams Rite.</p>		<p>Keeper S15655</p> <p>LIST PRICE: \$6.64</p>	<p>Contents: 1 keeper; installation fasteners. Description: 1 stamped aluminum strike; fits on Premier series 210 doors.</p>
	<p>Internal Lock S151888</p> <p>LIST PRICE: \$9.96</p>	<p>Contents: 1 lock; 1 retainer clip. Description: Diecast lock housing with steel hook and latch lever; plastic retainer clip.</p>		<p>Keeper (Narrow) S15400-18</p> <p>LIST PRICE: \$2.43</p>	<p>Contents: 1 keeper; installation fasteners. Description: Surface mount; for hook style latch; zinc plated steel. Can be used as a reinforcing plate for slotted end stiles.</p>

SECTION 5



TRU-FRAME®
A name you can build on.

Sliding Patio Door Locks & Keepers

LIST PRICE

	Keeper (Wide) S15400-19	\$3.31	Contents: 1 keeper; installation fasteners. Description: Surface mount; for hook style latch; stainless steel; can be used as a reinforcing plate for slotted end stiles.
--	-----------------------------------	--------	--

	Keeper S152507	\$3.76	Contents: 2 keepers; installation fasteners. Description: Stamped steel keeper; screw slots allow for vertical adjustment.
--	--------------------------	--------	---

	Cylinder Lock S1505SGKA	\$13.50	Contents: 1 lock with 2 keys. Description: 5 pin tumbler lock; hardened break-away tailpiece; Schlage keyway; used to keylock most surface mount handle sets.
	S1505SGKD	\$13.50	

	Cylinder Lock S1505	\$13.50	Contents: 1 lock with 2 keys. Description: 5 pin tumbler lock with 2 keys; hardened break-away tailpiece; keyway is compatible to Weiser, Kwikset & Weslock; used to keylock most surface mount handle sets.
	S1505KA	\$13.50	

	Latch Lever S15778	\$14.17	Contents: 1 latch lever with plastic bushing. Description: Steel latch lever with plastic thumb button.
--	------------------------------	---------	--

	Latch Lever S15199 (Gray)	\$6.64	Contents: 1 latch lever. Description: Plastic with steel pin; fits on Arcadia and other manufacturers.
--	-------------------------------------	--------	---

LIST PRICE

	Latch Lever S151034 (Gray)	\$8.08	Contents: 1 lever, washer, spring washer and pin. Description: Diecast latch lever with steel pin; fits on Fleetwood and other manufacturers.
--	--------------------------------------	--------	--

	Latch Lever and Escutcheon Plate S151035	\$12.95	Contents: 1 latch lever; 1 plate, installation fasteners. Description: Diecast lever with steel pin and aluminum plate; repair part for sliding patio door handles; fits on Hollyview and other manufacturers, popular part for 14184.
--	--	---------	---

	Latch Pins S15114	\$7.74	Contents: 2 spring loaded latching assemblies. Description: Plastic sleeves with steel inserts; locking pins fits on Ador/HiLite on 14183 & 14183-B handle sets.
--	-----------------------------	--------	---

	Binder Posts and Fasteners (Aluminum) S15832A (1-1/4")	\$2.15	Contents: (2) 1/2" binder posts; 2 Phillips flat head machine screws. Description: Used for attaching handle sets to sliding patio doors and sliding screen doors; check part numbers for screw length.
	S15832B (1-1/2")	\$2.32	
	S15832C (2")	\$2.32	
	S15832D (2-1/4")	\$2.48	

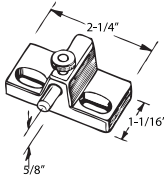
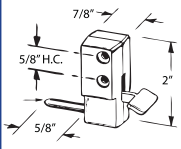
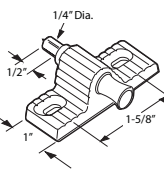
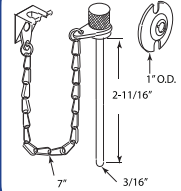
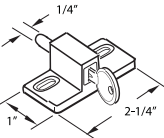
	Showcase Window Key Lock S15718 (Chrome finish)	\$7.58	Contents: 1 lock; 2 keys; 1 adjustable bar. Description: Chrome plated steel showcase and pass-thru window lock; fits up to 5/16" thick glass; adjustable lock allows for various closing alignments.
--	---	--------	--

	Twist-In Lock S1599 (Aluminum)	\$6.19	Contents: 1 lock and installation screws. Description: Zinc plated or painted Zamac cast housing with twist-in action, aluminum bolt; securely locks door in closed or ventilating position; prevents prying or lifting of door.
	S1599B (Black finish)	\$6.86	

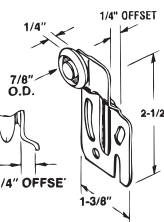
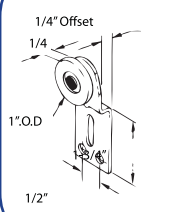
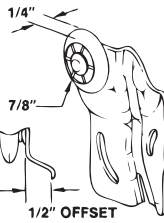
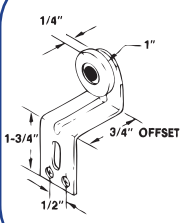


TRU-FRAME®
A name you can build on.

Sliding Patio Door Locks & Keepers

LIST PRICE		LIST PRICE			
	<p>Slide Bolt Lock S1599ML (Aluminum) \$9.61</p>	<p>Contents: 1 lock & 2 installation screws. Description: Plated diecast housing with case hardened steel bolt; securely locks door in closed or ventilating position; prevents prying or lifting of door.</p>		<p>Step-On Lock S15561-A (Aluminum) \$5.86</p>	<p>Contents: 1 lock & 2 installation screws Description: Painted diecast housing with hardened steel bolt; securely locks door in closed or ventilating position; convenient foot operation; easy to install</p>
	<p>Push-Pull Lock S15100 (Aluminum) \$6.19 S15100-B (Black finish) <i>In Stock</i> \$6.19</p>	<p>Contents: 1 lock; 2 installation screws. Description: Painted or plated zinc diecast housing with steel bolt; locks door in closed or ventilating position; helps prevent prying or lifting of door</p>		<p>Pin Lock with Retaining Ring S15301 (Zinc plated) \$5.53 S15301B (Black finish) <i>In Stock</i> \$4.09</p>	<p>Contents: 1 pin with chain; retaining cap; holder and installation screws. Description: Plated, case hardened steel pin locks in retaining ring when engaged; stores in holder when unlocked; securely locks door in closed or ventilating position; prevents prying or lifting of door.</p>
	<p>Push-In Keyed Lock S1599K (Aluminum) \$9.90 S1599KB (Black finish) \$9.90</p>	<p>Contents: 1 lock & 2 installation screws. Description: Painted or plated diecast housing with steel bolt for push button locking; unlocks only with key; prevents prying or lifting of door.</p>			

Bi-Pass Door

LIST PRICE		LIST PRICE			
	<p>Roller S16216F (Front - 1/4" offset) \$3.98 S16216B (Back - 1/2" offset) \$3.98</p>	<p>Contents: 2 roller assemblies; 6 no. 8 x 3/4" Phillips pan head sheet metal Screws. Description: Single wheel; top hung; side mounting; offset adjustable steel bracket; round edge nylon wheel; fits 3/4" to 1-3/8" thick doors; fits on Acme.</p>		<p>Roller S16210F (Front - 1/4" offset) \$4.09</p>	<p>Contents: 2 roller assemblies; 6 no. 8 x 3/4" Phillips pan head sheet metal screws. Description: Single wheel; top hung; side mounting; offset adjustable steel bracket; round edge nylon wheel; fits 3/4" to 1-3/8" thick doors; fits on Cox.</p>
	<p>Roller S16224F (Front - 1/4" offset) \$4.09</p>	<p>Contents: 2 roller assemblies; 4 no. 8 x 3/4" Phillips pan head sheet metal screws. Description: Single wheel; top hung; side mounting; offset adjustable steel bracket; 3/4" diameter, round edge nylon wheel; fits 3/4" to 1-3/8" thick bi-passing doors up to 50 lbs. each; fits on Cox.</p>		<p>Roller S16222B (Back - 3/4" offset) \$4.09 S16211B (Back - 1-1/8" offset) \$4.31 S16210B (Back - 1-3/8" offset) \$4.64</p>	<p>Contents: 2 roller assemblies; 6 no. 8 x 3/4" Phillips pan head sheet metal screws. Description: Single wheel; top hung; side mounting; offset adjustable steel bracket; round edge nylon wheel; fits 3/4" to 1-3/8" thick doors; fits on Cox.</p>

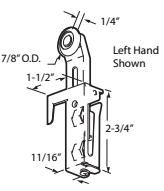
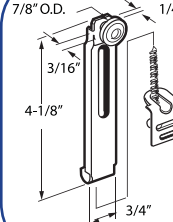
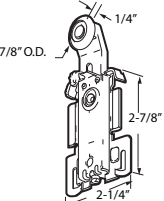
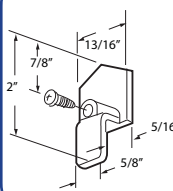
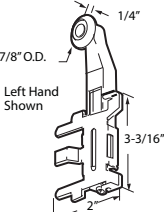
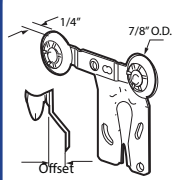
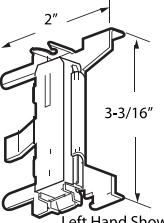
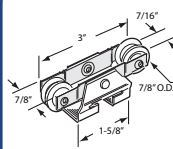
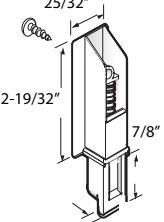
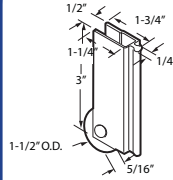
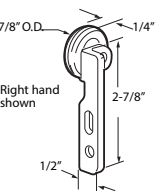
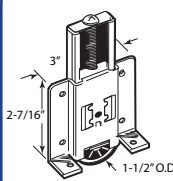


TRU-FRAME®
A name you can build on.

Bi-Pass Door

LIST PRICE

LIST PRICE

 <p>7/8" O.D. 1-1/2" 11/16" 1/4" Left Hand Shown 2-3/4"</p>	<p>Roller S16449</p> <p>\$9.35</p> <p>Contents: 2 roller assemblies, 1 left and 1 right. Description: Single wheel; top mounting; adjustable steel bracket; also acts as corner bracket for steel frame bi-passing doors; round edge nylon wheel; fits on Acme.</p>		 <p>7/8" O.D. 1/4" 3/16" 4-1/8" 3/4"</p>	<p>Roller S16382</p> <p>\$9.35</p> <p>Contents: 2 roller assemblies; 2 no. 8 x 1-3/4" Phillips pan head sheet metal screws. Description: Single wheel; top hung; adjustable steel bracket; 7/8" diameter round edge nylon wheel; 3/16" wide, edge rail.</p>	
 <p>7/8" O.D. 1/4" 2-7/8" 2-1/4"</p>	<p>Roller S16452</p> <p>\$7.36</p> <p>Contents: 2 roller assemblies. Description: Single wheel; top mounting; adjustable steel bracket; also acts as corner bracket for steel frame bi-passing door; round edge nylon wheel; fits on Acme.</p>		 <p>7/8" 13/16" 2" 5/16" 5/8"</p>	<p>Guide S16131</p> <p>\$1.87</p> <p>Contents: 1 guide; 1 no. 10 x 1/2" Phillips pan head sheet metal screw. Description: Nylon; side mount; replaces old metal guides.</p>	
 <p>7/8" O.D. 1/4" Left Hand Shown 3-3/16" 2"</p>	<p>Roller S16428</p> <p>\$7.58</p> <p>Contents: 2 roller assemblies, 1 left and 1 right. Description: Single wheel; side mounting; adjustable snap-in steel bracket; round edge nylon wheel; designed for steel frame bi-passing doors; fits on Cox.</p>		 <p>1/4" 7/8" O.D. Offset</p>	<p>Roller S16218F (Front - 1/4" offset)</p> <p>\$6.08</p> <p>Contents: 2 roller assemblies; 6 no. 8 x 3/4" Phillips pan head sheet metal screws. Description: Tandem wheels; top hung; side mounting; offset adjustable steel bracket; round edge nylon wheels; fits 3/4" to 1-3/8" thick door; fits on Acme.</p>	
 <p>2" 3-3/16" Left Hand Shown</p>	<p>Guide S16427</p> <p>\$7.58</p> <p>Contents: 2 guide assemblies, 1 left and 1 right. Description: Bottom mount; snap-in steel bracket with nylon guide; for steel frame bi-passing doors; fits on Cox.</p>		 <p>7/16" 3" 7/8" 1-5/8" 7/8" O.D.</p>	<p>Roller S161855</p> <p>\$8.85</p> <p>Contents: 1 roller assembly. Description: Stamped steel bracket; 4 wheel carrier uses nylon wheels; for heavy duty bi-passing or pocket doors up to 100 lbs. each; substitute for Acme "1000" and "1700" series track systems.</p>	
 <p>25/32" 2-19/32" 7/8" 7/32"</p>	<p>Guide S16226</p> <p>\$4.70</p> <p>Contents: 1 set bottom guide assemblies; 1 left and 1 right; 2 no. 10 x 1/2" Phillips pan head sheet metal screws. Description: Nylon, spring loaded bracket and guide; side mount.</p>		 <p>1/2" 1-3/4" 1-1/4" 1/4" 1-1/2" O.D. 5/16"</p>	<p>Roller S162445</p> <p>\$8.30</p> <p>Contents: 1 roller assembly. Description: Nylon ball bearing wheel; with adjustable aluminum housing bracket; bracket has round extruded boss; fits on Monarch Door Company for "500" series aluminum frame doors; see 13650 for adjustable bracket.</p>	
 <p>7/8" O.D. 1/4" Right hand shown 2-7/8" 1/2"</p>	<p>Roller S16704</p> <p>\$7.30</p> <p>Contents: 1 left hand and 1 right hand roller assemblies; 4 no. 6 x 3/4" Phillips pan head sheet metal screws. Description: Single wheel; top hung; side mounting; offset adjustable steel bracket; round edge nylon ball bearing wheel; fits 3/4" to 1-1/4" thick doors.</p>		 <p>3" 2-7/16" 1-1/2" O.D.</p>	<p>Mirror Door Roller S161772</p> <p>\$8.19</p> <p>Contents: 1 roller assembly; 1 set of installation screws. Description: Adjustable steel housing; non-ball bearing plastic wheel; used on Cox Series 21 and 22 Door Systems.</p>	



TRU-FRAME®
A name you can build on.

Bi-Pass Doors

LIST PRICE

LIST PRICE

	<p>Mirror Door Roller S16661 \$10.51</p> <p>Contents: 1 roller assembly. Description: Concave nylon ball bearing wheel; steel housing with adjustment screw; fits on Monarch Mirror Doors "L" series steel frame door.</p>		<p>Guide S16136 (3/4" high guide pins) \$1.87</p> <p>Contents: Guide assembly with no. 8 x 3/4" Phillips pan head sheet metal screws. Description: Nylon guide pins; adjustable, nylon bottom mount bracket; fits 3/4" to 1-3/8" thick bi-passing doors; used by many manufacturers.</p>
	<p>Mirror Door Top Guide S161584 \$15.50</p> <p>Contents: 2 guides. Description: Steel snap-in design housing with plastic guide head; used on Acme doors.</p>		<p>Guide S16451 \$3.31</p> <p>Contents: Guide with no. 8 x 3/4" Phillips pan head sheet metal screws. Description: Nylon; bottom mount; for 1-3/8" thick bi-passing doors; universal design.</p>
	<p>Mirror Door Bottom Roller S161882 \$9.96</p> <p>Contents: 1 roller assembly. Description: Flat nylon non-ball bearing wheel with adjustable steel housing, snap-in bracket for steel framed doors.</p>		<p>Guide S161230 \$2.32</p> <p>Contents: Guide assembly with no. 8 x 3/4" Phillips pan head sheet metal screws. Description: Floor mount; nylon adjustable guide for 3/4" to 1-3/8" thick bi-passing doors; universal design.</p>
	<p>Mirror Door Roller Assembly S162399 (1-1/8" - steel ball bearing) \$8.85 S161932 (1-1/4" - nylon ball bearing) \$8.08</p> <p>Contents: 1 roller assembly. Description: Ball bearing wheel; adjustable steel housing assembly; overall width at flare is 1 1/16"; fits on Crest Mirror Door, Manufacturers Mirror Door and others.</p>		<p>Guide S16104 \$2.20</p> <p>Contents: 1 guide; (4) no. 8 x 3/4" Phillips pan head sheet metal screws. Description: Single door; bottom mount; nylon retainer; used by many manufacturers.</p>
	<p>Mirror Door Pull S161783 \$9.35</p> <p>Contents: 2 pulls. Description: Beveled mirrored glass pull; pressure sensitive adhesive backing.</p>		<p>Guide S161092 \$2.20</p> <p>Contents: 1 set of nylon guides; (4) no. 8 x 3/4" Phillips pan head sheet metal screws. Description: Floor mount nylon bottom guides; use one pair for any thickness single door, or can be installed in series for multiple doors.</p>
	<p>Guide S16217 \$2.87</p> <p>Contents: Guide assembly; no. 8 x 3/4" Phillips pan head sheet metal screws. Description: Steel base with nylon tips; adjustable bottom bracket; fits 3/4" to 1-3/8" thick bi-passing doors; fits on Acme and others.</p>		<p>Guide Wheel S16215 \$4.20</p> <p>Contents: 2 guide wheels. Description: Spring loaded; nylon wheel; top mount; self-adjusting in track for smooth guiding of lead door; fits 1" to 1-3/8" thick bi-fold doors up to 30 lbs. each; steel base; fits on Acme and Cox.</p>

SECTION 5



TRU-FRAME®
A name you can build on.

Bi-Pass Door

LIST PRICE

	<p>Pivot S16260 \$2.48</p>	<p>Contents: Pivot with optional guide cap. Description: Top mount; spring loaded pin; fits 1" to 1-3/8" thick bi-fold doors up to 50 lbs. each; steel base; nylon guide cap; fits on Acme and Cox.</p>
	<p>Pivot Bracket S16851 \$2.43</p>	<p>Contents: 1 bracket. Description: Adjustable pivot bracket mounts into top or bottom track; stamped steel; fits on Slimfold and others.</p>
	<p>Pivot & Guide Pins S16853 \$4.31</p>	<p>Contents: 1 pin assembly. Description: Steel guide pins & top and bottom pivot pins; all caps shown are white nylon.</p>

LIST PRICE

	<p>Roller S16497 \$10.90</p>	<p>Contents: 2 roller assemblies; 4 no. 8 x 1-1/4" Phillips pan head sheet metal screws. Description: Tandem wheels; top mounting; adjustable steel bracket; round edge nylon wheel; fits 3/4" to 1-3/4" thick doors; fits on Acme.</p>
	<p>Guide S161930 \$3.15</p>	<p>Contents: 1 guide; 4-3/4" x 15 ga. flat-head drive nails. Description: Bottom guide for pocket doors; jamb mounted steel bracket with nylon tips; for 1-3/8" thick doors; universal design.</p>
	<p>Guide S16225 \$2.20</p>	<p>Contents: 1 guide; 2-3/4" x 15 ga. flat head drive nails. Description: Nylon bottom guide for pocket doors; jamb mounted; for 1-3/8" thick doors.</p>

Sliding Window Handles & Latches

LIST PRICE

	<p>Pull and Latch S17587 (Aluminum) \$15.83 S17587-B (Black) \$8.72</p>	<p>Contents: 1 extruded aluminum pull with spring. Description: Adjustable, self-latching handle; position can be raised or lowered for convenience; fits on International on "Roller King-Queen" windows.</p>
	<p>Pull and Latch S172361 (Aluminum) \$6.41 S17237 (Black finish) \$6.86</p>	<p>Contents: 1 extruded aluminum pull with spring latch assembly. Description: Adjustable, self-latching handle; position can be raised or lowered for convenience; fits on Hi-Lite convertible windows.</p>

LIST PRICE

	<p>Pull and Latch S17238 (Brite zinc) \$5.75</p>	<p>Contents: 1 diecast latch assembly with spring; 1 set of installation screws. Description: Automatic latching feature; surface mount; for left or right hand windows; used by several window manufacturers.</p>
	<p>Pull and Latch S171754 (Black) \$4.31</p>	<p>Contents: 1 pull assembly; 1 set of installation screws. Description: Plastic construction; spring-loaded latch; fits on Rolleze windows.</p>



TRU-FRAME®
A name you can build on.

Sliding Window Handles & Latches

LIST PRICE

LIST PRICE

	<p>Pull and Latch S17322 (White) \$5.42</p>	<p>Contents: 1 plastic pull with steel latch assembly; 1 set of installation screws. Description: Automatic latching feature; surface mount; fits on Air Control (Keller).</p>		<p>Sash Lock S17755 (Black finish) \$4.64 S17755-W (White finish) \$4.64</p>	<p>Contents: 1 lock; 1 keeper; 1 set of installation screws. Description: Diecast construction; fits aluminum, vinyl or wood double-hung windows; cam-action lock holds window securely closed; universal design.</p>
	<p>Latch (Black finish) S17368L (Left) \$17.55 S17368-R (Right) \$17.55</p>	<p>Contents: 1 window latch; 1 lock guide; 1 - #10x5/8" Phillips pan head sheet metal screw. Description: Stamped steel latch with plastic guide bracket; for sliding windows manufactured by Likit.</p>		<p>Sash Lock S171949 (3/8" projection, black) \$4.20 S171949W (In Stock) (3/8" projection, white) \$4.20 S172411 (5/8" projection, black) \$4.64 S172411-W (5/8" projection, white) \$4.64</p>	<p>Contents: 1 lock; 2 installation screws. Description: Diecast construction; latch engages the fixed rail to lock the window; used on vertical and horizontal sliding windows.</p>
	<p>Sash Lock S17484 (Black finish) \$4.31</p>	<p>Contents: 1 lock; 2 installation screws. Description: Diecast construction. This lock does not use a keeper, the latch engages the fixed rail to lock window; fits on Guaranteed Products and others.</p>		<p>Sash Lock S171118 (Brass finish) \$7.26</p>	<p>Contents: Lock with keeper and installation screws. Description: Cam-type sash lock found on most wood double-hung windows; stamped steel construction.</p>
	<p>Spring Latch Assembly S17506 \$1.93</p>	<p>Contents: 1 nylon latch release button; 1 wire spring; 1 - #6-32 x 1/2" Phillips pan head machine screw with nut. Description: Repair part for 172361.</p>		<p>Sash Lock S171117 (Brass finish) 4.42\$</p>	<p>Contents: 1 lock; 1 keeper; 1 set of installation screws. Description: Cam-type sash lock; spring action cam; used on many double-hung windows; zinc diecast construction.</p>
	<p>Tilt Latch S171755 (White) \$4.09</p>	<p>Contents: 1 left hand latch, 1 right hand latch; 1 set of installation screws. Description: Spring-loaded vinyl tilt latch; used on, single or double-hung, aluminum or vinyl windows; for use on sash panels designed to tilt in and down from the top.</p>		<p>Sash Lock S17445 (Brite zinc) \$3.26</p>	<p>Contents: lock; keeper; installation screws. Description: Cam-type sash lock, diecast housing, steel keeper; fits on Daryl windows and others.</p>
	<p>Tilt Latch S172434-B (Black) \$5.86 S172434-W (White) \$5.53</p>	<p>Contents: 1 left hand; 1 right hand; 1 set of installation screws. Description: Spring loaded vinyl tilt latch; used on, single or double hung, aluminum windows; fits on tilt-out windows by Better Bilt.</p>		<p>Sash Spring S171119 \$5.64</p>	<p>Contents: Spring with nail. Description: Spring steel construction; allows repair of broken sash cords without removing sash; corner mounted; installs in seconds.</p>

SECTION 5



TRU-FRAME®
A name you can build on.

Sliding Window Handles & Latches

LIST PRICE

LIST PRICE

	<p>Latch and Pull S172438 (Black) \$6.95</p>	<p>Contents: 2 latches with springs. Description: Plastic latches are non-handed; fits on Tyco on Series 75 single hung sash windows.</p>
--	--	---

	<p>Sash Lock S17271 (Mill) <i>In Stock</i> \$3.53</p>	<p>Contents: 2 locks. Description: Heavy duty zinc diecast housing with steel thumbscrew; securely locks window in closed or ventilating position; easy to install.</p>
	<p>S17271B (Black) \$3.87</p>	
	<p>S17271-W (White) \$3.87</p>	

	<p>"Win-Dor" Pop-Up Lock S17196 \$4.42</p>	<p>Contents: 1 lock; 1 set of installation screws. Description: Stamped aluminum lock and housing mounts into top or bottom track channel; requires only 3/8" clearance; provides hidden security.</p>
--	--	--

	<p>Security Lock Pin S172852 (Aluminum) \$2.76</p>	<p>Contents: 1 pin with chain, 1 holder; 1 installation screw. Description: Case hardened steel pin features a 1/8" pin shaft; will fit casement locking handles and narrow rail windows.</p>
--	--	---

Sliding Window Rollers & Guides

LIST PRICE

LIST PRICE

	<p>Roller S17139 \$2.59</p>	<p>Contents: 2 rollers; 2 axle pins. Description: 7/32" x 5/8" center grooved nylon roller; aluminum rivet type axle pins; fits on Air Control.</p>
--	---	---

	<p>Roller S17552 \$2.32</p>	<p>Contents: Rollers; axle pins. Description: 5/16" x 7/32" flat nylon roller; nylon axle pins; fits on Radco.</p>
--	---	--

	<p>Roller S17366 \$6.08</p>	<p>Contents: 2 rollers; 2 axle pins. Description: 7/32" x 5/8" center-grooved nylon ball bearing roller; aluminum axle pins; repair part for 17367; fits on Trimview.</p>
--	---	---

	<p>Roller S17813 \$2.76</p>	<p>Contents: Rollers; axle pins. Description: 3/16" x 1/2" flat steel roller; nylon axle pins; fits on Western, Premiere and Keller windows.</p>
--	---	--

	<p>Roller S17325 (Steel) \$3.76</p>	<p>Contents: 4 rollers; 4 axle pins. Description: 1/8" x 7/16" flat steel roller; nylon axle pins; fits on Premiere.</p>
	<p>S17739 (Stainless steel) \$8.19</p>	

	<p>Roller S171958 \$4.42</p>	<p>Contents: 2 rollers; 2 axles. Description: Solid brass rollers with nylon axles; fits on Viking Series M70 windows.</p>
--	--	--

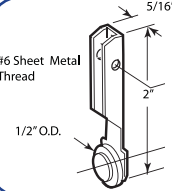
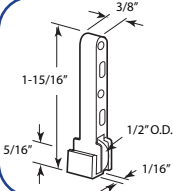
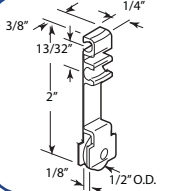
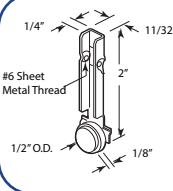
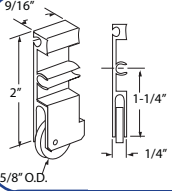
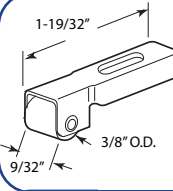
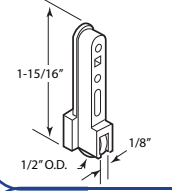
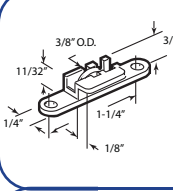
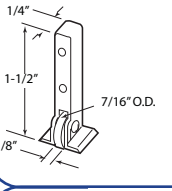
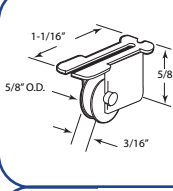
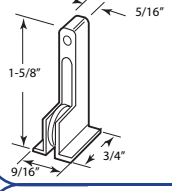
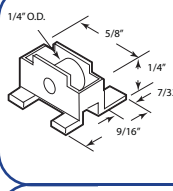
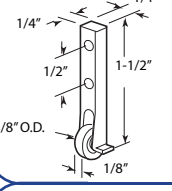
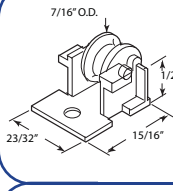
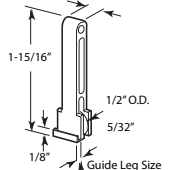
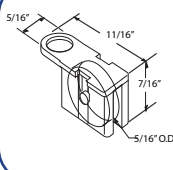
	<p>Roller S17155 \$2.32</p>	<p>Contents: Rollers; axle pins. Description: 5/32" x 7/16" flat nylon roller; nylon axle pins; fits on HiLite.</p>
--	---	---

	<p>Roller Assembly S17758 (Steel roller) \$6.64</p>	<p>Contents: 2 roller assemblies. Description: Stamped steel housing with 9/16" diameter concave roller; used on sliding windows and showcase windows.</p>
--	---	--



TRU-FRAME®
A name you can build on.

Sliding Window Rollers & Guides

LIST PRICE		LIST PRICE			
 <p>#6 Sheet Metal Thread 1/2" O.D.</p>	<p>Roller Assembly S172394 <i>In Stock</i></p> <p>\$3.87</p>	<p>Contents: 2 roller assemblies. Description: Aluminum bracket with 1/8" x 1/2" flat edge nylon roller; fits on Century-Elco windows.</p>	 <p>3/8" 1-15/16" 5/16" 1/2" O.D. 1/16"</p>	<p>Roller Assembly S17721</p> <p>\$3.87</p>	<p>Contents: 2 roller assemblies. Description: Black nylon housing; nylon roller; 1/16" guide leg; fits on Premiere and others.</p>
 <p>3/8" 13/32" 1/4" 2" 1/8" 1/2" O.D.</p>	<p>Roller Assembly S172110 <i>In Stock</i></p> <p>\$5.14</p>	<p>Contents: 2 roller assemblies. Description: Extruded aluminum bracket; 1/8" x 1/2" flat edge steel roller; fits on International windows.</p>	 <p>1/4" 11/32" 2" 1/2" O.D. 1/8"</p>	<p>Roller Assembly S17239 (Nylon roller)</p> <p>\$2.92</p>	<p>Contents: 2 roller assemblies. Description: Stamped aluminum housing; 1/8" x 1/2" roller; fits on International windows.</p>
 <p>9/16" 2" 1-1/4" 1/4" 5/8" O.D.</p>	<p>Roller Assembly S17231</p> <p>\$9.96</p>	<p>Contents: 2 roller assemblies. Description: Extruded aluminum bracket with 1/8" x 5/8" steel roller; fits on International windows and others.</p>	 <p>1-19/32" 9/32" 3/8" O.D.</p>	<p>Roller Assembly S17230</p> <p>\$3.64</p>	<p>Contents: 2 roller assemblies. Description: Adjustable bracket with 9/32" x 3/8" flat edge nylon roller; used by several window manufacturers.</p>
 <p>1-15/16" 1/2" O.D. 1/8"</p>	<p>Roller Assembly S17474-S (Steel roller)</p> <p>\$4.92</p>	<p>Contents: 2 roller assemblies. Description: Nylon housing; 1/8" x 1/2" flat roller; top rollers adjust "up" to provide anti-lift protection; bottom rollers adjust "up and down" for alignment; fits on Hilite 200 Series</p>	 <p>3/8" O.D. 11/32" 3/8" 1-1/4" 1/8"</p>	<p>Roller Assembly S17610 (Steel roller) <i>In Stock</i></p> <p>\$3.09</p>	<p>Contents: 2 roller assemblies. Description: Nylon housing with flat edge steel roller; fits on Tomrays Tyco 66 windows.</p>
 <p>1/4" 1-1/2" 7/16" O.D. 1/8"</p>	<p>Roller Assembly S17483</p> <p>\$2.76</p>	<p>Contents: 2 roller assemblies. Description: Nylon housing; 1/8" x 7/16" flat edge nylon roller; fits on Guaranteed Products.</p>	 <p>1-1/16" 5/8" O.D. 5/8" 3/16"</p>	<p>Roller Assembly S17142 <i>In Stock</i></p> <p>\$4.86</p>	<p>Contents: 2 roller assemblies. Description: Nylon housing; 3/16" x 5/8" steel roller; fits on Fullview.</p>
 <p>5/16" 1-5/8" 9/16" 3/4"</p>	<p>Roller Assembly S17144 (Nylon roller)</p> <p>\$4.20</p>	<p>Contents: 2 rollers assemblies. Description: Nylon housing, with 1/8" x 1/2" flat edge roller; fits on HiLite convertible windows.</p>	 <p>1/4" O.D. 5/8" 1/4" 7/32" 9/16"</p>	<p>Roller Assembly S17555 (Brass roller)</p> <p>\$3.76</p>	<p>Contents: 2 roller assemblies. Description: Offset guide leg; flat edge roller; nylon housing; fits on Radco and Glass Emporium.</p>
 <p>1/4" 1/4" 1/2" 1-1/2" 3/8" O.D. 1/8"</p>	<p>Roller Assembly S17754</p> <p>\$4.42</p>	<p>Contents: 2 roller assemblies. Description: Nylon housing; 1/8" x 3/8" nylon roller; fits on Guaranteed windows.</p>	 <p>7/16" O.D. 1/2" 23/32" 15/16"</p>	<p>Roller Assembly S171699</p> <p>\$6.08</p>	<p>Contents: 2 roller assemblies. Description: Nylon housing with 7/16" diameter steel, center-grooved roller; fits on Krestmark.</p>
 <p>3/8" 1-15/16" 1/2" O.D. 5/32" 1/8" Guide Leg Size</p>	<p>Roller Assembly S171733 (1/16" guide leg)</p> <p>\$3.53</p>	<p>Contents: 2 roller assemblies. Description: Gray nylon housing; 1/8" x 1/2" nylon roller; fits on A-1 Aluminum, Horizon, Sun Air, International, Patio Concepts and others.</p>	 <p>5/16" 11/16" 7/16" 5/16" O.D.</p>	<p>Roller Assembly S171982</p> <p>\$4.42</p>	<p>Contents: 2 roller assemblies. Description: Nylon housing; 5/16" diameter solid brass flat edge roller; fits on Better-Bilt.</p>

SECTION 5



TRU-FRAME®
A name you can build on.

Sliding Screen Door Rollers & Guides

LIST PRICE

LIST PRICE

	<p>Roller Assembly S171403 \$5.31</p> <p>Contents: 2 roller assemblies. Description: Black nylon housing; 3/16" x 1/2" steel roller; fits on Sun-Air.</p>		<p>Roller Assembly S172562 \$9.16</p> <p>Contents: 2 roller assemblies. Description: Black nylon housing; brass rollers; steel axles.</p>
	<p>Roller Assembly S17429 \$3.87</p> <p>Contents: 2 roller assemblies. Description: Nylon housing; 1/16" x 3/8" flat edge steel roller; fits on Daryl.</p>		<p>Roller Assembly S172666 \$3.87</p> <p>Contents: 2 roller assemblies. Description: White nylon housing; flat edge tandem steel rollers; fits on A.B.C. windows.</p>
	<p>Roller Assembly S171864 (Nylon roller) \$3.31 S171490 (Brass roller) \$5.14</p> <p>Contents: 2 roller assemblies. Description: Nylon housing; 3/8" diameter flat edge roller; fits on Elco, Better-Bilt Aluminum and others.</p>		<p>Roller Assembly S17396 (Nylon B.B.) \$10.73</p> <p>Contents: 2 roller assemblies. Description: Used as a bottom roller on heavy sliding glass windows; adjustable steel housing with 7/32" x 27/32" center grooved roller.</p>
	<p>Roller and Guide Assembly S17402 \$5.42</p> <p>Contents: 2 roller assemblies. Description: Adjustable nylon housing; 5/32" x 5/16" flat edge steel roller; 2 position height adjustment; fits on Olson and others.</p>		<p>Top Guide S17717 In Stock \$2.92</p> <p>Contents: 2 guides. Description: Nylon top guide; fits on Pacific old style windows.</p>
	<p>Roller Assembly S17141 \$3.31</p> <p>Contents: 2 roller assemblies. Description: Nylon housing with 3/32" x 5/16" flat edge steel roller; fits on Fullview windows.</p>		<p>Top Guide S17607 \$1.93</p> <p>Contents: 2 guides. Description: Plastic top guide; snap-in design; fits on Radco windows.</p>
	<p>Roller Assembly S17364 \$5.36</p> <p>Contents: 1 roller assembly. Description: Nylon housing with 5/32" x 7/16" center groove steel roller; 3-position height adjustment; fits on Glasco windows.</p>		<p>Top Guide S17696 \$2.32</p> <p>Contents: 2 guides. Description: Gray nylon top guide; snap-in design; fits on Pacific Window and others.</p>
	<p>Roller Assembly S171877 \$11.02</p> <p>Contents: 2 roller assemblies. Description: Nylon housing; flat edge brass rollers; used by several window manufacturers.</p>		<p>Bottom Glide S171394 \$3.98</p> <p>Contents: 4 glides. Description: Black nylon bottom glide; also serves as a guide; popular on mobile homes; fits on Phillips windows.</p>
	<p>Roller Assembly S172561 In Stock \$6.97</p> <p>Contents: 2 roller assemblies. Description: White nylon housing; brass rollers; fits on Merzon windows.</p>		<p>Guide S17678 In Stock \$2.87</p> <p>Contents: 2 guides. Description: Nylon guide; installs on lock side of window; fits on Likit windows..</p>



TRU-FRAME®
A name you can build on.

SECTION S

Sliding Screen Door Rollers & Guides

LIST PRICE

	Guide S17680	\$2.43	Contents: 2 guides. Description: Nylon guide; snap-in design; fits on Likit windows.
	Guide and Bumper S17677	\$2.76	Contents: 2 guides. Description: Nylon guide; installs on lock side of window; fits on Likit windows.
	Corner Guide Set S17676 <i>In Stock</i>	\$4.92	Contents: 4 guides. Description: Nylon guides mount on each corner and act as a glide and guide; fits on Likit windows.

LIST PRICE

	Corner Insert S172470	\$13.61	Contents: 4 extruded aluminum corners; no. 5-40 x 5/16" Phillips flat head machine screws. Description: Inserts into window extrusion to hold frame together; fits on Rylock windows.
	Corner Insert S17338	\$3.76	Contents: 4 diecast corners. Description: Inserts into window extrusion to hold frame together; fits on Mayfair windows.
	Corner Insert S17339	\$3.53	Contents: 4 corners. Description: Zinc diecast corner inserts; fits on Rylock and others.

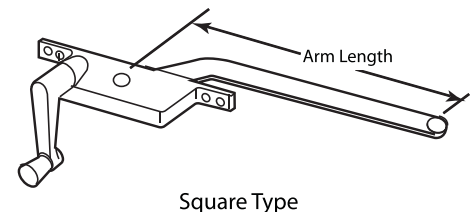
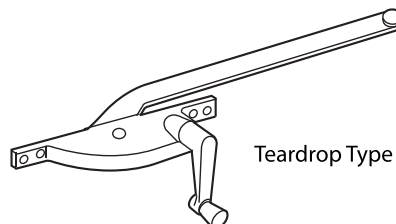
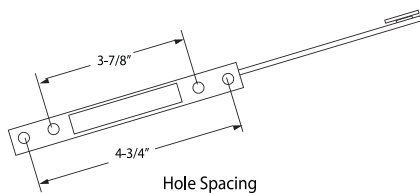

Window Hardware

Casement Operators (Diecast - Face Mount)

Square Type	Price	Teardrop Type	Price	Arm Length	Painted Finish	Hand*
---	-	S1762RA7	\$20.59	7	Aluminum	Right
---	-	S1762LA7	\$20.59	7	Aluminum	Left
S17390RA8	\$20.59	S1762RA8 <i>In Stock</i>	\$20.59	8	Aluminum	Right
S17390LA8	\$20.59	S1762LA8 <i>In Stock</i>	\$20.59	8	Aluminum	Left
S17390RB8	\$20.59	S1762RB8	\$20.59	8	Bronze	Right
S17390LB8	\$20.59	S1762LB8	\$20.59	8	Bronze	Left
S17390RA	\$19.43	S1762RA	\$19.43	9	Aluminum	Right
S17390LA	\$19.43	S1762LA	\$19.43	9	Aluminum	Left
---	-	S1762RB	\$19.43	9	Bronze	Right
S17390LB	\$25.69	S1762LB	\$19.43	9	Bronze	Left
S17390RW	\$20.59	S1762RW	\$20.59	9	White	Right

Contents:
1 operator; 1 crank handle and 1 set of installation screws.
Description:
Worm gear mechanism driven; steel arm; square type has 3/8" diameter spindle and teardrop type has 5/16" diameter spindle; used on steel framed windows.

* Hand determined by window hinge location from outside home looking in.



Right Hand Shown (both types)



TRU-FRAME®
A name you can build on.

Window Hardware

LIST PRICE

Casement Operator Handle
S17975
(Uni-chrome - Diecast) \$20.26

Contents: 1 operator; 1 crank handle and all mounting hardware
Description: Reversible; non-handed; requires 1-3/8" space between screen and sash; heavy cast worm gear with steel arm; full 90° motion in both directions; fits on Parlyn.

Casement Track
S17407
(For steel casements) \$9.96

Contents: 1 track with mounting screws.
Description: Aluminum track attaches to steel window; channel accepts guide rivet on end of operator arm to accommodate opening and closing of window.

Casement Operator Crank Handle
S17240 (Alum-5/16"*) \$5.03
S17240B (BRZ-5/16"*) \$5.03
S17240W (WH-5/16"*) \$5.03
S17240-2 (Alum- 3/8"*) \$5.53

Contents: 1 handle.
Description: Diecast handle; universal design; this crank style handle offers excellent torque for easiest opening and closing of window.

***Note:** Size - "Bore Size"

Casement Operator Tee Handle
S17243 (Alum-5/16"*) \$3.59
S17243B (BRZ-5/16"*) \$3.59
S17243W (WH-5/16"*) \$3.59
S17243-2 (Alum-3/8"*) \$3.59
S17243-2B (BRZ-3/8"*) \$3.59

Contents: 1 handle.
Description: Diecast handle; supplied with set screw; replaces most crank style handles and does not interfere with blinds, shades and shutters, etc; colors vary to various manufacturers' specifications.

***Note:** Size - "Bore Size"

Casement Locking Handle (Offset base)
S171924-R (BRZ - RH) \$10.18
S171924-L (BRZ - LH) \$10.18

Contents: 1 locking handle; 1 keeper; 1 set of installation screws.
Description: Diecast locking handle and keeper with 1-1/2" hole centers; similar to Truth hardware; uses #10 flat head machine screws commonly used on metal framed windows.

Casement Locking Handle
S172620-R (RH) \$34.06
S172620-L (LH) \$34.06

Contents: 1 handle.
Description: Heavy bronze casting; polished finish; 1-3/8" hole centers for steel windows; used by many commercial window manufacturers

LIST PRICE

Casement Locking Handle
S1760ARA (Alum.-RH) \$8.19
S1760ALA (Alum.-LH) \$8.19

Contents: 1 handle; 1 set of installation screws.
Description: Painted diecast locking handle used on double windows with narrow center rail.

Casement Locking Handle
S1760 (Aluminum) \$5.47
S1760B (Bronze) \$5.47
S1760W (White) \$6.97

Contents: 1 handle; 1 set of installation screws.
Description: Painted diecast window lock for aluminum or steel windows; accepts a 1/8" security pin, 172852.

Casement Lock
S171857 (Brass) \$8.19

Contents: 1 lock; 3 keepers; 1 set of installation screws.
Description: Painted or plated zinc diecast locking handle has 3 different keepers for special mounting applications; used on old style wood casement windows.

Universal Casement Lock Keeper
S17408 (Aluminum) \$2.37

Contents: 1 keeper; 1 set of installation screws.
Description: Stamped aluminum keeper works on many types of casement windows.

Universal Louver Operator
S17370 (Aluminum) \$16.05

Contents: 1 operator with link; 1 set of installation fasteners.
Description: Replaces most operators currently in use; diecast construction; reversible; non-handed; universal break-off link has 1/2" hole spacings up to 5-5/16"; has a 5/16" spindle and diecast "T" handle.

Jalousie Operator (Aluminum)
S1761 (Carded) \$22.14

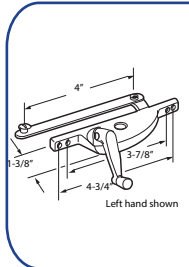
Contents: 1 operator with link; 1 set of installation fasteners.
Description: Diecast operator with crank handle at the center position; 3-5/8" link.



TRU-FRAME®
A name you can build on.

Window Hardware

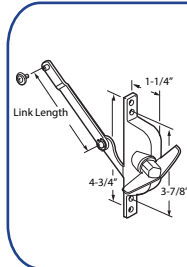
LIST PRICE



Jalousie Operator (Aluminum)
S1761L (Left hand) \$22.14
S1761R (Right hand) \$22.14

Contents: 1 operator with link; 1 set of installation fasteners.
Description: Diecast operator with crank handle at the offset position; 4" link.

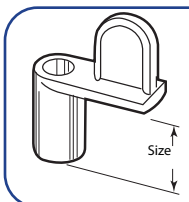
LIST PRICE



Jalousie Operator
S17430 (Alum- 4-1/4") \$16.05

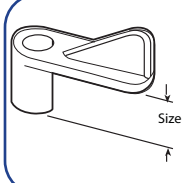
Contents: 1 operator with link; 1 set of installation fasteners.
Description: Diecast operator fits on Daryl windows; offset link; center position "T" handle.

LIST PRICE



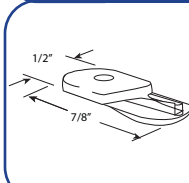
Diecast Clips
S18107-6 (MF - 3/8")** \$2.59
S18107-7 (MF - 7/16")** \$2.59
S181387 (BR - 7/16")** \$3.26

Contents: 4 clips with installation screws.
Description: Painted and plated clips used to attach screen to window opening.
**No. 10-24 Phillips pan head machine screws.



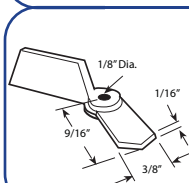
Plastic Clips
S1867 (Gray - 1/16")* \$2.43
S18716 (Gray - 7/16")** \$1.65
S18972 (BLK - 7/16")** \$1.98
S18971 (WH - 7/16")** \$1.98

Contents: 4 clips with screws.
Description: Clips used to attach screen to window opening.
* No. 8 Phillips pan head sheet metal screws.
**No. 10-24 Phillips pan head machine screws.



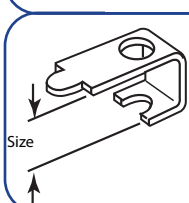
Flush Clips (Plastic)
S18149 (White - 4 per pkg.) \$1.60
S182937 (Brown - 12 per pkg.) \$3.09

Contents: Clips with #8 x 3/4" Phillips pan head sheet metal screws.
Description: Clips are supplied with screws, used to attach screens and storm windows to window opening.



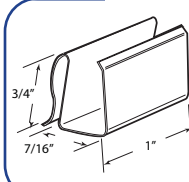
Turn Buttons (White plastic)
S181959 \$5.53

Contents: 12 turn buttons with #4 x 3/4" Phillips pan head sheet metal screws.
Description: Turn buttons used to attach screens and storm windows to window opening.



Casement Clips (Aluminum)
S18307 (5/16" - 4 per pkg) \$2.04
S181010 (3/8" - 4 per pkg) \$2.04

Contents: Clips with #10-24 Phillips pan-head machine screws.
Description: Casement clips used to secure window screens and storm windows to window or storm door openings.

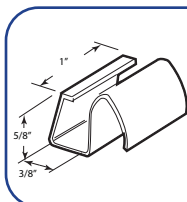


Retainer Clips (Vinyl)
S1890 \$2.15

Contents: 4 clips.
Description: Black vinyl clips are used to hold 3/8" and 7/16" screen frame into aluminum window channel.

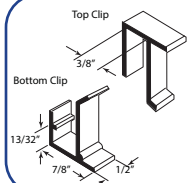
Window Screen Hardware

LIST PRICE



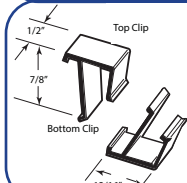
Retainer Clips (Vinyl)
S182883 \$3.31

Contents: 6 clips
Description: Black vinyl clips are used to hold 3/8" screen frame into aluminum window channel; fits on Tom Ray windows.



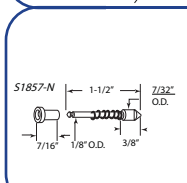
Retainer Clips (Vinyl)
S181756 \$2.54

Contents: 2 top clips and 2 bottom clips.
Description: Black vinyl clips hold screen frame into sliding window frame channel; fits on H&D Industries for 7/16" frame. Very popular in the Northwest.



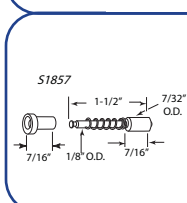
Retainer Clips (Vinyl)
S18814 *In Stock* \$2.87

Contents: 2 top and 2 bottom clips.
Description: Black vinyl clips hold screen frame into sliding window frame channel; for 3/8" frame.



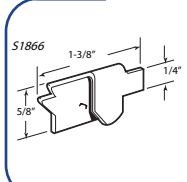
Plunger Latches - Nylon
S1857-N \$2.37

Contents: 4 latch assemblies.
Description: Spring loaded plunger latches hold aluminum frame screens into window frames.



Plunger Latches - Diecast
S1857 \$2.81

Contents: 4 latch assemblies.
Description: Spring loaded plunger latches hold aluminum frame screens into window frames.



Knife Latches (Pivot style)
S1866 (Snap-on) \$2.70

Contents: 2 left hand & 2 right hand latches.
Description: Stamped aluminum latches used to secure window screens to sliding aluminum window frames; latch clasps to window frame.



TRU-FRAME®
A name you can build on.

Window Screen Hardware

LIST PRICE

	<p>Knife Latches (Pivot style) S1863 (Rivet-on) \$2.65</p>	<p>Contents: 2 left hand & 2 right hand latches. Description: Stamped aluminum latches used to secure window screens to sliding aluminum window frames; latch clasps to window frame.</p>
	<p>Knife Latches (Swivel style) S183064 \$3.64</p>	<p>Contents: 3 left hand and 3 right hand latches. Description: Stamped aluminum latches used to secure window screens to sliding aluminum window frames; latch swivels into slot in frame.</p>

LIST PRICE

	<p>Knife Latches (Swivel style) S183065 \$3.50</p>	<p>Contents: 3 left hand and 3 right hand latches. Description: Stamped aluminum latches used to secure window screens to sliding aluminum window frames; latch swivels into slot in frame.</p>
	<p>Top Hangers S182036 \$5.25</p>	<p>Contents: 2 hooks; 2 keepers; 2 sets of installation screws. Description: Plated steel hardware; used on wood framed windows; top mounted; hooks mount to window frame and keepers mount to screen frame.</p>

Tub & Shower Door

LIST PRICE

	<p>Roller (Oval edge) S1901A In Stock \$2.43</p>	<p>Contents: 2 rollers with no. 8-32 x 3/8" Phillips binder head machine screws. Description: Nylon ball bearing roller with threaded hex hub.</p>
	<p>Roller (Flat edge) S1901B \$2.43</p>	<p>Contents: 2 rollers with no. 8-32 x 3/8" Phillips binder head machine screws. Description: Nylon ball bearing roller with threaded hex hub.</p>
	<p>Roller (Oval edge) S1901 \$2.65</p>	<p>Contents: 2 rollers with no. 8-32 x 3/8" Phillips binder head machine screws. Description: Nylon ball bearing roller with threaded hex hub.</p>
	<p>Roller (Flat edge) S19507 \$2.65</p>	<p>Contents: 2 rollers with no. 8-32 x 3/8" Phillips binder head machine screws. Description: Nylon ball bearing roller with threaded hex hub.</p>
	<p>Roller (Flat edge) S19590 \$6.64</p>	<p>Contents: 2 rollers; 2 hex nuts. Description: Nylon ball bearing roller; 5/16" threaded stud; used on sliding shower doors.</p>

LIST PRICE

	<p>Roller Assembly S191231 \$6.64</p>	<p>Contents: 2 roller assemblies; 2 sets of installation screws. Description: Extruded alum. bracket; 3/4" diameter, nylon ball bearing roller; thru-glass 1/4" binder post; used on frameless shower doors.</p>
	<p>Roller Assembly S191687 \$13.06</p>	<p>Contents: 2 rollers assemblies. Description: Extruded aluminum brackets 3/4" diameter, oval edge, nylon ball bearing roller; used on frameless shower doors.</p>
	<p>Roller Assembly S19839 \$8.63</p>	<p>Contents: 2 roller assemblies. Description: Extruded aluminum bracket; oval edge nylon ball bearing roller; top hung; adjustable; fits on Bath Co Shower Door.</p>
	<p>Bottom Guide S193051 \$8.19</p>	<p>Contents: 2 guides; 2 retainers. Description: Nylon bottom guide and retainer for shower doors; fits on Kinkead and Sterling.</p>
	<p>Pull Handle S193084 (Chrome fin.) \$28.79</p>	<p>Contents: 1 handle. Description: Extruded aluminum; accepts a 3/16" glass panel; use with a clear silicone sealant; used by several tub enclosure manufacturers.</p>



TRU-FRAME®
A name you can build on.

Tab & Shower Door

LIST PRICE			LIST PRICE		
	<p>Finger Pull S191215 (Chrome fin.) \$10.96</p>	<p>Contents: 1 inside pull; 1 outside pull; 1 spacer ring; 1 installation screw. Description: Diecast knobs with vinyl grips; requires a 3/8" hole in glass.</p>		<p>Towel Bar Bracket and Finger Pull S191216 (Chrome fin.) \$23.25</p>	<p>Contents: 2 brackets; 1 finger pull; 2 spacer rings; 1 screw shield; 1 set of installation screws. Description: Plated diecast construction; brackets req. 3/8" holes for installation & accepts a 7/16" x 11/16" towel bar.</p>
	<p>Shower Door Catch S1932 (Nylon tip - stainless steel housing) \$2.54 <i>In Stock</i></p>	<p>Contents: 1 latch assembly; 2 no. 8x3/8" Phillips binder head sheet metal screws. Description: Spring loaded latch; adjustable; for hinged shower doors.</p>		<p>Bumper Guide S191232 \$4.09</p>	<p>Contents: 2 guides; 2 installation fasteners. Description: Black neoprene bumper-guide; jamb mount; for shower and tub enclosure doors; fits on Agalite shower doors.</p>
	<p>Sweep S19200 \$4.42 <i>In Stock</i></p>	<p>Contents: 1 - 36" sweep. Description: 1-1/2" flat gray vinyl; for use on hinged shower doors.</p>		<p>Bottom Guide S191680 \$2.09</p>	<p>Contents: 1 nylon guide. Description: Nylon bottom guide for sliding tub enclosure doors; fits 7/16" thick door rails; used by several shower door manufacturers.</p>
	<p>Sweep S19859 \$4.42</p>	<p>Contents: 1 - 36" sweep. Description: "Star tip" gray vinyl; for use on hinged shower doors.</p>		<p>Bottom Guide S191682 \$3.98</p>	<p>Contents: 1 guide. Description: Nylon bottom guide for sliding tub enclosure doors; fits 1/2" thick door rails; snap-in tabs hold guide to track; fits on International.</p>
	<p>Sweep S19672 \$4.31</p>	<p>Contents: 1 - 36" sweep. Description: Gray vinyl sweep, for use on hinged shower doors.</p>		<p>Bottom Guide S193074 3.09\$</p>	<p>Contents: 1 guide. Description: Clear acrylic bottom guide for sliding tub enclosure doors; fits on Sterling.</p>
	<p>Sweep S19685 \$4.20</p>	<p>Contents: 1 - 36" sweep. Description: Heavy gauge gray vinyl sweep, for use on hinged shower doors.</p>			

SECTION 5



TRU-FRAME®
A name you can build on.

SECTION S

Item No	Description	Page#	Item No	Description	Page#
S1108	SPRING ROLLER	01	S11556	SLDG SCR DR CORNER BRKT-ADJ	04
S1109*	BOTTOM SPRING ROLLERS W/NYLON	01	S11597	HEAVY DUTY TENSION SPRING RLR	01
S1109B*	BOTTOM SPRING ROLLERS W/STEEL	01	S11597B	HEAVY DUTY TENSION RLR-BALL BG	01
S1110	NYLON GUIDES	04	S11639	BUG SEAL FOR SLIDNG SCRND DR	04
S11101*	ADJ TENSION ROLLERS - NYLON	01	S11641	TOP GUIDES - ADOR HI-LITE	03
S11101-B*	ADJ TENS RLRS - BALL BEARING	01	S11649	INSERTS-TENSION SPRG RLRS/SCRW	04
S11110	BOTTOM ADJUSTABLE ROLLERS	03	S11657	SLIDING SCREEN DOOR ROLLER-PR	03
S11112	BOTTOM ADJUSTABLE ROLLERS	03	S11658	ADJ ROLLER UNIT/STEEL BEARING	03
S111136	SCREEN DOOR CORNER/ROLLER ASSY	03	S11666	TENSION SPRG RLR-SLDG SCRND DR	01
S11116	BOTTOM ADJUSTABLE ROLLER	03	S11666-B	TENSION SPR W/1" BB	01
S11117	NYLON ROLLERS	03	S1168*	TOP ROLLER FOR HI-LITE SCRND DR	02
S11118*	ADJ TENSION ROLLERS - NYLON	01	S1169*	BOTTOM ROLLERS HI-LITE SCRND DR	02
S11119	ADJUSTABLE TENSION ROLLERS	02	S11748*	CORNER & ROLLER UNIT	03
S11120	ADJ TENSION RLR - MAYFAIR DOOR	02	S11749	AJD RLLRS W/STL B-BEAR G WHEEL	01
S11121	TENSION SPRING ROLLER	01	S1175	SPRING TENSION ROLLER	02
S111218	SLIDING SCREEN DOOR ROLLERS	03	S11750	SCREEN DOOR TOP GUIDES	04
S11122	TENSION SPRING ROLLERS	02	S1186	TENSION SPRING ROLLER - NYLON	01
S11123*	TENSION SPRING ROLLERS	02	S1186B	TENSION SPRING ROLLER - STEEL	01
S111437	BOTTOM ADJ ROLLERS	02	S11930	ADJ. SCREEN DOOR ROLLER 1-1/4	01
S111452	1 OD NYLON ROLLER	03	S11960	TENSION SPRING ROLLER - NYLON	01
S111492	SLIDING SCREEN DOOR ROLLER	03	S11960-B	TENSION SPRING ROLLER 1in B.B.	01
S1115	ADOR Z DOOR BTM GUIDE	04	S1207M*	LATCH STRIKER W/SCREWS-MEDIUM	05
S1116	ADOR TOP HUNG ROLLERS	02	S1207W	LATCH STRIKER W/SCREWS - WIDE	05
S111684	NYLON ROLLER ASSEMBLY	03	S121090	SCRND DR LATCH STRIK-STAMPD STL	05
S111766	SLIDING SCRND DR RLR NYL	01	S121091	SCRND DR LATCH STRIKE - PLASTIC	05
S111769	SPRING TENSION ROLLER	01	S12113	GLASS DR HNDLE FOR TRIMVIEW DR	05
S111872	ROLLER ASSEMBLY	03	S121327	LATCH AND PULL WITH SECURITY	04
S111919	ROLLER ASSEMBLY	03	S12137	DELUXE NYLON SCREEN DOOR LOCK	05
S111952	ROLLER ASSEMBLY	03	S12138	NYLON SCREEN DOOR LATCH	04
S11201	TOP HUNG NYLON RLR/ARCADIA DRS	02	S121740	LATCH & PULL /BLACK	04
S11203	TOP ROLLERS /POCKET DOOR	02	S121799	SREEN DOOR LATCH/PULL	04
S112138	SPRING ROL 1"O.D.	01	S121880	LATCH & PULL	05
S112201	SPRING TENSION ROLLER	02	S121997	LATCH AND PULL	05
S112206	SPRING TENSION ROLLER	02	S122078	LATCH AND PULL	04
S112209	SPRING TENSION ROLLER	02	S122083	LATCH & PULL /BLACK	05
S1123	BOTTOM ADJUSTABLE ROLLERS	03	S122086	SLIDING SCRND DR HDLE	05
S1125	BOTTM ADJUSTABLE ROLLER	03	S12209	PLASTIC SCREEN DOOR HANDLE-BLK	05
S11314	ADJUSTABLE SCREEN ROLLER	01	S12304	MORTISE LATCH SET W/LONG HOOK	05
S113727	SLIDING SCRND DR RLR 1-3/8"	01	S12321	SCREEN DOOR STRIKE	05
S1140	TENSION SPRING ROLLERS	01	S12324	SCREEN DOOR HANDLE AND LOCK	04
S1140B	TENSION SPRING ROLLER	01	S12550	SLIDING SCR DR HNDLE/LK W/SCRW	04
S1141	STEEL BB ROLLER - PREMIERE DRS	02	S12609	SCREEN DOOR HANDLE-METAL INDUS	04
S1142	TOP HANGER /FOR HI-LITE DOOR	02	S1270	DOOR LATCH/HILITE #1200	05
S1143	SPRING TENSION ROLLER	01	S12713	SLDG SCRND DR STRIKE W/SCREWS	05
S11433*	ADJ ROLLER/ACADEMY UNI-FIT DRS	03	S1273*	THUMB LATCH AND SCREW	05
S11434	ADJ ROLLER - CBC UNIFIT DOOR	03	S12801*	SCREEN SHIELD-SLIDECO	05
S1145B	TOP HUNG BALL BEARING ROLLERS	02	S131241	BTM RLR INNER HSG/WHL	10
S1146B	ROLLER ASSEMBLY	02	S131242	BTM RLR UNIT (OLD STYLE)	09
S1147	SPRING TENSION ROLLER (NYLON)	01	S13126	BOTTOM ADJ ROLLER	06
S1147B	SPRING TENSION ROLLER STEEL BB	01	S13127	SLIDING GLASS DR UNIT 1-1/4IN	10
S1148	TENSION SPRING ROLLERS W/NYLON	01	S13127-2	SLIDING GLASS DR UNIT 1-1/2IN	10
S1148B	TENSION SPRING ROLLERS W/STEEL	01	S131279	BOTTOM ADJ ROLLER 1-1/4 B.B.	07
S11516	SPRING TENSION ROLLER (NYLON)	01	S13128	SLDG GLASS DR UNIT FULLVIEW DR	07
S11516B	SPRING TENSION ROLLER STEEL BB	01	S131294*	BTM ADJ RLR - 1IN STEEL B.B.	07



TRU-FRAME®
A name you can build on.

Item No	Description	Page#	Item No	Description	Page#
S131295*	BOTTOM ADJ ROLLER - STEEL B.B.	06	S132328	ROLLER ASSEMBLY	07
S131300	ROLLER ASSEMBLY	09	S132329	TANDEM ROLLER ASSEMBLY	10
S13134	SLDG GLASS DR UNIT F/ADOR DRS	07	S132351	ROLLER ASSEMBLY	09
S13135	SLIDING GLASS DR UNIT 1-1/2in	08	S132353	SLDG GLSS DR RLR 1-1/2"	09
S13135-1.2	SLIDING GLASS DR UNIT 1-1/4IN	08	S132357	ROLLER ASSEMBLY	08
S13143	SLDG GLASS DR UNIT TRIMVIEW DR	09	S132586	10 FT REPAIR TRACK	11
S131449	ROLLER ASSEMBLY	09	S1326	BOTTOM ADJUSTBLE ROLLER 1-1/4	06
S131461	BTM ADJ RLR 1-1/4" GRV STL	09	S132602	SLDG GLS DR RLR ASSY	08
S131472	BTM ADJ RLR UNIT 1" STL BB	08	S1328	BOTTOM ADJUSTABLE ROLLER - 1IN	06
S131473	ROLLER ASSEMBLY	09	S13290	BTM ADJ ROLLER UNIT-SMITH CARY	09
S131476	ROLLER ASSEMBLY	09	S13294	FIXALL DOOR RLR-ECCENTRIC TYPE	06
S131477	ROLLER ASSEMBLY	09	S13337	BTM ADJ ROLLER - MARSHAL DOOR	08
S131479*	ROLLER ASSEMBLY	08	S13373	BTM ADJ ROLLER - NORTHRUP DOOR	09
S131488	TANDEM RLLR UNIT W/1-1/4"	08	S13374	BTM ADJ ROLLER - NORTHRUP DOOR	07
S131489	BOTTOM ADJ ROLLER UNIT	07	S13391	BTM ADJ ROLLER-SHOW RM GLS DRS	09
S131533	PATIO DOOR ROLLER	07	S13392	BTM ADJ RLLR-FLTWOOD-STEEL WHL	06
S131534	D 1840 - ROLLER ASSEMBLY	07	S13394	BTM ADJ UNIT-LO PROFILE 1-1/8	07
S13157	UPPER HOUSING OLD ADOR/HI-LITE	10	S13395	BTM ADJ UNIT-PREMIER DR 1-3/16	10
S13158	SLDG GLASS DR RLR /HI-LITE DR	10	S13395S	BTM ADJ UNIT-PREMIERE DR-STEEL	10
S13164	BOTTOM ADJUSTABLE ROLLER UNIT	06	S13406	BTM ADJ UNIT-ACORN DR 1-3/16	09
S13169*	BOTTOM ADJUSTABLE ROLLER UNIT	07	S13435	BTM ADJ UNIT-SMITH & KELLY DRS	09
S13170*	D1511 BOTTOM ADJUSTABLE ROLLER	06	S13487	BTM ADJ UNIT - KELLER DOORS	09
S13170-S	ROLLER ASSEMBLY	06	S13562	NYLON BALL BEARING RLR 1-1/2	06
S13171	BOTTOM ADJUSTABLE ROLLER UNIT	06	S13563*	BTM ADJ UNIT - 1 1/8 OD WHEEL	07
S131724*	ROLLER ASSEMBLY	07	S13630	SLDG DR RATTLE GUARD-INTNL DR	10
S131729	ROLLER ASSEMBLY	08	S13662	ASST D AXLES-GLASS DR ROLLERS	06
S13173	BOTTOM ADJUSTABLE ROLLER UNIT	07	S13689*	8FT SILL TRACK COVER - SMALL	11
S13173-S	ROLLER ASSEMBLY	06	S13690*	10FT SILL TRACK COVER - SMALL	11
S13174	BOTTOM ADJUSTABLE ROLLER UNIT	08	S13691	8FT SILL TRACK COVER - LARGE	11
S13175	BOTTOM ADJUSTABLE ROLLER UNIT	08	S13692	BTM ADJUSTABLE ROLLER UNIT	06
S13176	BOTTOM ADJUSTABLE ROLLER UNIT	08	S13728	BOTTOM ADJUSTABLE DOOR ROLLER	08
S13177*	BOTTOM ADJUSTABLE ROLLER UNIT	08	S1378	RLR ASSY-ARCADIA DR 1-11/16 OD	09
S13177-S*	BOTTOM ADJUSTABLE ROLLER STEEL	08	S13808-S	ROLLER ASSEMBLY	10
S13178	BOTTOM ADJUSTABLE ROLLER UNIT	06	S13812	RUSCO HI-LITE GL DR TANDEM RLR	08
S13179	BOTTOM ROLLER /WESTERN PATIO	10	S13840	HI LITE RLR UNIT W/STEEL B.B	10
S13180*	BOTTOM ROLLER UNIT /LI-KIT	10	S13841*	TANDEM BTM ADJ RLR 1-1/8IN BB	08
S13181*	BTM ADJ ROLLER /LUPTON DOORS	08	S13847*	6 FT REPAIR TRACK	11
S131818	ROLLER ASSEMBLY	06	S141311	GL DR HANDLE SET W/SCRW BLK	12
S13182*	BTM ADJ ROLLER /LUPTON DOORS	07	S141313	KEYED FLUSH HANDLE SET	13
S131846	ROLLER ASSEMBLY	07	S141315	HANDLE SET	12
S131848	PATIO DOOR ROLLERS	07	S141638	HANDLE SET	12
S131892*	ROLLER ASSEMBLY	10	S141642	CHROME PULL	13
S131896	ROLLER ASSEMBLY - STEEL	08	S141706	HANDLE SET	12
S131913	SLDG GLS DR RLR ASY STL	10	S141725	MORTISE LOCK AND KEEPER	13
S131914	SLDG GLS DR RLR ASSY	07	S141752	PATIO DOOR HANDLE SET	11
S131954	GLS DR RLR TANDEM 1-1/4"	09	S141753	HANDLE SET	12
S131973	ROLLER ASSEMBLY	10	S14183	GLS DOOR HANDLE /HI-LITE ALUM	11
S131980	ROLLER ASSEMBLY	06	S14183B	GLS DOOR HANDLE /HI-LITE BLCK	11
S13212B	SLIDING GLASS DOOR BUMPER	11	S141841	SLIDING GLASS DR HANDLE	12
S13221	BOTTOM ADJ ROLLER /NYLON	06	S141842	HANDLE SET	12
S132271	ROLLER ASSEMBLY	08	S141845	SLDG GLS DR CLAM-TYPE	12
S132299	PATIO DOOR TOP GUIDE	10	S14186	GLASS DR HANDLE-SUN VALLEY DRS	13
S132310	GLASS DOOR ANTI-RATTLE	11	S14200A	GLASS DR HNDL-OLD FULLVIEW DRS	12
S132327	ROLLER ASSEMBLY	08	S142043	HANDLE SET	13



TRU-FRAME®
A name you can build on.

Item No	Description	Page#	Item No	Description	Page#
S142053	HANDLE SET (STANDARD HANDLE	11	S15410*	W & F SLIDING DOOR LOCK-ROUND	14
S14205L	PREMIER GLASS DR HNDL-LEFT+F2	11	S15410F*	W & F SLIDING DR LOCK-45 SLOT	15
S14205R	PREMIER GLASS DR HNDL-RT +F2	11	S15510	INTERNAL LOCK	15
S14206	UNIV DOOR HANDLE & LOCK - ALUM	11	S15561-A	PATIO DOOR LOCK ALUM	17
S14206B	UNIV DOOR HANDLE & LOCK - BRZ	11	S15655	SLIDING PATIO DOOR STRIKE	15
S142216	UNIVERSAL OUTSIDE PULL	13	S15718	SHOWCASE LOCK - KEYED	16
S142234	OUTSIDE PULL	13	S1577	LEVER FOR PREMIERE	15
S142262	HANDLE SET	12	S15778	LEVER FOR PREMIERE	16
S14346	GLS DR HNDL-GENERAL ALUM DR	12	S15832A	BINDER POST SET-1 3/4 POST M/S	16
S143598	HEAVY DUTY GLS DR HNDL WHI	12	S15832B	BNDR POST SET - 1 1/2 POST M/S	16
S14377	SLIDING DOOR PULL & LATCH-ALUM	11	S15832C	BNDR POST SET - 2 POST M/S	16
S14399	GLASS DOOR HANDLE - ALUM	12	S15832D	BINDER POST SET-2 1/4 POST M/S	16
S14399B	GLASS DOOR HANDLE - BRZ	12	S1599	PATIO DR SECURITY LOCK - ALUM	16
S14416	FLUSH IN/OUT PULL W/KEYLOCK	13	S1599B	PATIO DR SECURITY LOCK - BLCK	16
S14418	WAFER TYPE REPL LOCK - #14416	14	S1599K	SECURITY LOCK-KEYED	17
S14419	INSIDE HANDLE PULL - ADJ	13	S1599KB	SECURITY LOCK - KEYED - BRONZE	17
S14420	COMPLETE HANDLE SET-KEYED LOCK	12	S1599ML	SECURITY MIGHTY LOCK-ALUM	17
S14436	FLUSH HANDLE - DARYL DOOR	13	S16104	WARDROBE & POCKET DOOR GUIDE	19
S1449	UNIVERSAL LOCKING HANDLE	13	S161092	FLOOR GUID WARDROBE	19
S14503	THUMB TURN #14347 E029	13	S161230	WARDROBE DOOR GUIDE	19
S14504	STRIKE PLATE FOR #14416 HANDLE	13	S16131	WARDROBE DOOR GUIDES	18
S14538	GLS DR HNDL-INTNL MOBILE HOME	12	S16136	WARDROBE BYPASS DOOR GUIDES	19
S14538B	SLIDING GLASS DR HANDLE - BRZ	12	S161584	MIRROR DOOR TOP GUIDE	19
S14664	LOW PROFILE DOOR HANDLE	11	S161772	MIRROR DOOR ROLLER	18
S14665	HIGH PROFILE DOOR HANDLE	11	S161783	MIRRORED GLASS PULL	19
S14665B	BLACK HANDLE SET	11	S161855	WARDROBE DR 4 WHEEL	18
S14751	GLASS DOOR HANDLE-BLACK	12	S161882	MIRROR DOOR BOTTOM ROLLER	19
S1495	DOOR HANDLE-TRIMVIEW GLASS DR	13	S161930	POCKET DOOR BOTTOM	20
S14950	SLIDING GLASS DOOR HANDLE	11	S161932	MIRROR DOOR ROLLER ASSEMBLY	19
S1505	KEYED C/LOCK /WEISER K/DIFF	16	S16210B	WARDROBE ROLLERS - 1 3/8 BACK	18
S1505SGKD	KEYED C/LOCK /SCHLAGE K/DIFF	16	S16210F	WARDROBE ROLLERS - 1 3/8 FRONT	18
S15100	SECURITY LOCK /PUSH/PULL ALUM	17	S16211B	WARDROBE ROLLERS - 1 1/8 BACK	18
S15100B*	SECURITY LOCK /PUSH/PULL BLCK	17	S16215	TOP GUIDE WHEEL-CONCEALED DOOR	19
S151034	T-TURN 1-1/4 W/WSHR-SHIFT-CLIP	16	S16216B	WARDROBE ROLLER - BACK	18
S151035	THUMB TURN AND PLATE	16	S16216F	WARDROBE ROLLER - FRONT	18
S15114	LOCKING PINS & GEARS-HILITE DR	16	S16217	N6560 WARDROBE GUIDE-ADJ NYLON	19
S151291	LOCK,SQ END, 90 DEG SLOT	14	S16218F	WARDROBE ROLLERS - FRONT	18
S151888	INTERNAL LOCK	15	S16222B	WARDROBE ROLLER - BACK 3/4 DR	18
S151890	INTERNAL LOCK	15	S16224F	WARDROBE RLR-FRONT 1 3/8 DOOR	18
S15191	SURFACE MOUNTED LOCK-GLASS DRS	15	S16225	WARDROBE POCKET DOOR GUIDE	20
S15192	GLASS DOOR STRIKE	15	S16226	LOWER WARDROBE GUIDE	18
S15199	THUMB LATCH - ARCADIA DOOR	16	S162399	N6624 MIRROR DOOR ROLLER ASSY	19
S1521	ADAMS-RITE LOCK /SQUARE END	14	S162445	MIRROR DOOR ROLLER	18
S1521-1	ADAMS-RITE LOCK /ROUND END	14	S16260	TOP PIVOT FOR BI-FOLD DOOR	20
S152180	GLASS DOOR KEEPER PK/1	15	S16382	ADJUSTABLE WARDROBE ROLLERS	18
S152471	GLASS DOOR MORTISE LOCK	14	S16427	ADJ WARDROBE DR GDS-1/L & 1/R	18
S152498	SLDG GLS DR KEEPER	15	S16428	WARDROBE ROLLERS-RIGHT & LEFT	18
S152505	AUTOMATIC MORTISE LATCH	14	S16449	WARDROBE ROLLERS 2/PKG	18
S152507	GLASS DOOR KEEPER 2/PKG	16	S16451	WARDROBE DOOR GUIDE-BYPASS DRS	19
S15301	PATIO DOOR LOCKING PIN	17	S16452	MOBILE HOME WARDROBE RLR - ADJ	18
S15301B*	PATIO DR LOCKING PIN - BLACK	17	S16497	WARDROBE ROLLERS - ADJUSTABLE	20
S15384	SLIDING DOOR LOCK-NORTHTRUP DRS	15	S16661	WARDROBE DR ROLLER - MONARCH	19
S15400-18	ACCESSORY HDWE - W & F LOCKS	15	S16704	TOP HUNG ROLLER	18
S15400-19	ACCESSORY HDWE - W & F LOCKS	16	S16851	TRACK PIVOT BRACKET	20



WINDOW & DOOR REPLACEMENT HARDWARE

R. Lang Company

SECTION 5

SECTION 5

TRU-FRAME®
A name you can build on.

Item No	Description	Page#	Item No	Description	Page#
S16853	PIVOT PIN	20	S17271*	WINDOW LOCK - CARDED 2/CARD	22
S171117	ZINC SASH LOCK - BRASS FINISH	21	S17271B	WINDOW LOCKS - BLACK	22
S171118	STEEL SASH LOCK - BRASS FINISH	21	S17271-W	SLDG WINDOW LOCKS	22
S171119	WINDOW SPRING	21	S172852	SECURITY LOCK PIN	22
S17139	WINDOW ROLLER-AIR CONTROL WNDW	22	S17322	WINDOW LOCK/AIR CONTROL WINDOW	21
S171394	WINDOW GUIDE /MOBILE HOME	24	S17325	WINDOW ROLLERS - PREMIERE DOOR	22
S171403	WDW ROLLER - BLK W/STEEL WHEEL	24	S17338	CORNERS FOR MAYFAIR WINDOWS	25
S17141	WINDOW ROLLER-FULLVIEW WINDOWS	24	S17339	WINDOW CORNER LOCK - RYLOCK	25
S17142*	WINDOW ROLLER-FULLVIEW WINDOWS	23	S17364	WINDOW ROLLER & HOUSING	24
S17144	WINDOW ROLLER - ADOR WINDOWS	23	S17366	WINDOW ROLLERS-TRIMVIEW WINDOW	22
S171490	ROLLER ASSEMBLY	24	S17368L	LOCK AND GUIDE - LEFT HAND	21
S17155	WINDOW ROLLER - HI-LITE WINDOW	22	S17368-R	LOCK AND GUIDE - RIGHT HAND	21
S171699	RLR ASSY KRESTMARK SLDR	23	S17370	LOUVRE OPERATOR - ALUM	26
S171733	SLIDING WINDOW ROLLER	23	S17390LA	CASEMENT OPERATOR - ALUM 9 LH	25
S171754	PULL AND LATCH	20	S17390LA8	CASEMENT OPERATOR - ALUM 8 LH	25
S171755	TILT LATCH PAIR	21	S17390LB	CASEMENT OPERATOR - BRZ 9 LH	25
S171857	CASEMENT LOCK	26	S17390LB8	CASEMENT OPERATOR - BRZ 8 LH	25
S171864	SLIDING WINDOW ROLLER	24	S17390LW	CASEMENT OPERATOR - WHITE 9 LH	25
S171876*	SLIDING WINDOW ROLLER	24	S17390RA	CASEMENT OPERATOR - ALUM 9 RH	25
S171924-L	CASEMENT LOCKING HANDLE	26	S17390RA8	CASEMENT OPERATOR - ALUM 8 RH	25
S171924-R	CASEMENT LOCKING HANDLE	26	S17390RB8	CASEMENT OPERATOR - BRZ 8 RH	25
S171949	SASH LOCK BLACK FINISH	21	S17390RW	CASEMENT OPERATOR - WHITE 9 RH	25
S171949W	SASH LOCK WHITE FINISH	21	S17396	WINDOW ROLLER - ADJUSTABLE	24
S171958	SLDG WINDOW ROLLER	22	S17402	WINDOW ROLLERS - OLIN WINDOWS	24
S17196	WIN-DOR LOCK FOR WINDOWS/DOORS	22	S17407	WINDOW TRACK - ALUM CASEMENT	26
S171982	SLDG WINDOW ROLLER	23	S17408	WINDOW LOCK KEEPER - CASEMENT	26
S172110*	G3102 WINDOW ROLLERS	23	S17429	WINDOW ROLLER - DARYL WINDOWS	24
S17230	UNIV WINDOW ROLLER 1/2 ADJ	23	S17430	LOUVRE OPERATOR - DARYL WINDOW	27
S17231	IMPERIAL WINDOW ROLLER 2/PKG	23	S17445	WINDOW LOCK/STRIKE-DARYL WINDW	21
S172361	PULL AND LATCH ALUMINUM	20	S17474-S	ROLLER ASSEMBLY	23
S17237	WINDOW HANDLE/LOCK-HILITE WNDW	20	S17483	WINDOW ROLLER-GUARANTEED PROD	23
S17238	PULL AND LATCH	20	S17484	WINDOW LOCK/HANDLE-GUARANTEED	21
S17239	WINDOW RLR-ROLLER QUEEN WINDOW	23	S17506	WINDOW HANDLE REPAIR KIT-17237	21
S172394*	ROLLER ASSEMBLY	23	S17552	WINDOW ROLLER/AXLES-RADCO WNDW	22
S17240	WINDOW CRANK-ALUM 5/16 SPLINE	26	S17555	WINDOW ROLLER/GUIDE-RADCO WNDW	23
S17240-2	WINDOW CRANK-ALUM 3/8 SPLINE	26	S17587	WNDW HNDL /INTERNATIONAL ALUM	20
S17240B	WINDOW CRANK-BRZ 5/16 SPLINE	26	S17587B	WNDW HDL /INTERNATIONAL BRONZ	20
S17240W	WDW CRANK HNDL WH 5/16 SPLINE	26	S1760	CASEMENT WINDOW LOCK - ALUM	26
S172411	SASH LOCK-BLACK 1/2 PROJECTION	21	S17607	V GUIDES FOR RADCO WINDOWS	24
S172411-W	SASH LOCK	21	S1760ALA	CASEMENT WINDOW LOCK - ALUM LH	26
S17243	T-WINDOW CRANK - ALUM 5/16 SPL	26	S1760ARA	CASEMENT WINDOW LOCK - ALUM RH	26
S17243-2	T-WINDOW CRANK - ALUM 3/8 SPLN	26	S1760B	CASEMENT WINDOW LOCK - BRONZE	26
S17243-2B	T-WINDOW CRANK - BRZ 3/8 SPLIN	26	S1760W	CASEMENT WINDOW LOCK NH WH	26
S172434-B	TILT LATCH	21	S1761	LOUVRE OPERATOR - CENTER CRANK	26
S172434-W	TILT LATCH	21	S17610*	TYCO WINDOW ROLLERS	23
S172438	LATCH AND PULL	22	S1761L	LOUVRE OPERATOR - LEFT HAND	27
S17243B	T-WINDOW CRANK - BRZ 5/16 SPLN	26	S1761R	LOUVRE OPERATOR - RIGHT HAND	27
S17243W	T-WDW CRANK HNDL WH 5/16 SPLN	26	S1762LA*	SLIDE-CO OPERATOR - ALUM 9 LH	25
S172470	CORNER INSERT	25	S1762LA7	SLIDE-CO OPERATOR - ALUM 7 LH	25
S172561*	ROLLER ASSEMBLY	24	S1762LA8*	SLIDE-CO OPERATOR - ALUM 8 LH	25
S172562	ROLLER ASSEMBLY	24	S1762LB	SLIDE-CO OPERATOR - BRZ 9 LH	25
S172620-L	CAM HDLE OFSET LH 1-3/8"	26	S1762LB8	SLIDE-CO OPERATOR - BRZ 8 LH	25
S172620-R	CAM HDLE OFSET RH 1-3/8"	26	S1762LW	SLIDE-CO OPERATOR - WHITE 9 LH	25
S172666	SLDG WINDOW ROLLER	24	S1762RA	SLIDE-CO OPERATOR - ALUM 9 RH	25



TRU-FRAME®
A name you can build on.

Item No	Description	Page#	Item No	Description	Page#
S1762RA7	SLIDE-CO OPERATOR - ALUM 7 RH	25	S193074	BOTTOM GUIDE	29
S1762RA8*	SLIDE-CO OPERATOR - ALUM 8 RH	25	S193084	PULL HANDLE	28
S1762RB	SLIDE-CO OPERATOR - BRZ 9 RH	25	S1932*	SHOWER DOOR LATCH - NYLON TIP	29
S1762RB8	SLIDE-CO OPERATOR - BRZ 8 RH	25	S19507	TUB ENCLOSURE RLR 7/8 FLAT	28
S1762RW	SLIDE-CO OPERATOR - WHITE 9 RH	25	S19590	SHOWER DOOR ROLLERS W/HEX NUTS	28
S17676*	LIKIT WDW SLDE GUIDES 4PC PKG	25	S19672	SHOWER DOOR SEAL/SWEEP - 36IN	29
S17677	LIKIT WDW O/S BUMPER & GUIDE	25	S19685	SHOWER DOOR SEAL/SWEEP - 33IN	29
S17678*	LIKIT WDW OS TOP & BTM GUIDE	24	S19839	TUB ENCLOSURE BRACKET /2/PK	28
S17680	LIKIT WDW OS VENT BUTTON 4/PK	25	S19859	SHOWER DOOR SWEEP	29
S17696	SLDG WINDOW GUIDE-PACIFIC WNDW	24		* In stock	
S17717*	GUIDES - S100 PACIFIC WINDOW	24			
S17721	SLIDING WINDOW ROLLER UNITS	23			
S17739	WINDOW ROLLERS WITH AXLES	22			
S17754	WINDOW ROLLER UNITS	23			
S17755	WINDOW LATCH & STRIKE - BLACK	21			
S17755-W	WINDOW LATCH & STRIKE - WHITE	21			
S17758	WNDW RLLRS/B-B WHEELS W/HOUSG	22			
S17813	WINDOW ROLLER & AXLES	22			
S17975	WOOD CASEMENT WINDOW OPERATOR	26			
S181010	CASEMENT CLPS-ALUM 3/8"	27			
S18107-6	SCREEN CLIPS-ZINC-3/8 W/SCRWS	27			
S18107-7	SCREEN CLIPS-ZINC-7/16 W/SCRWS	27			
S181387	DIE CAST SCRN CLIP - 7/16	27			
S18149	SCREEN CLIPS - NYLON /FLUSH	27			
S181756	RETAINER CLIPS (VINYL)	27			
S181959	PLASTIC SCREEN CLIPS	27			
S182036	TOP HANGERS	28			
S182883	RETAINER CLIPS (VINYL)	27			
S182937	FLUSH PLASTIC SCRN CLIPS	27			
S183064	INSIDE BLADE LNIFE LATCH	28			
S183065	INSIDE BLADE KNIFE LATCH	28			
S18307	ALUMINUM C SCREEN CLIP 5/16	27			
S1857	PLUNGER BOLTS - 3/4 SCREEN	27			
S1857N	PLUNGER BOLTS/NYLON - 3/4 SCRN	27			
S1863	KNIFE LATCH - O/S BLADE 7/16	28			
S1866	SWIVEL LATCH-O/S BLADE SNAP-IN	27			
S1867	WING CLIPS - FLUSH TYPE SCREEN	27			
S18716	PLASTIC SCREEN CLIPS - 7/16	27			
S18814*	WINDOW SCREEN CLIPS 2-T/B	27			
S1890	SLIP-ON SCREEN CLIPS 1 x 3/4	27			
S18971	7/16 PLASTIC CLIP WH W/SCREW	27			
S18972	7/16 PLSTC SCRN CLIP BR W/SCRW	27			
S1901	TUB ENCLOSURE RLR 7/8 OD OVAL	28			
S1901A*	TUB ENCLOSURE RLR 3/4 OD OVAL	28			
S1901B	TUB ENCLOSURE RLR 3/4 OD FLAT	28			
S191215	SHOWER DOOR FINGER PULL CHROME	29			
S191216	TOWEL BAR BRACKET & FINGER PUL	29			
S191231	ADJ SHOWER DR RLR W/FASTENERS	28			
S191232	SHOWER DOOR BUMPER GUIDES	29			
S191680	SLIDING SHOWER DOOR BTM GUIDE	29			
S191682	SHOWER GUIDE	29			
S191687	ROLLER AND BRACKET	28			
S19200*	SHOWER DOOR LOWER SEAL - 36in	29			
S193051	BOTTOM GUIDE	28			