

HOUSE STATE AFFAIRS

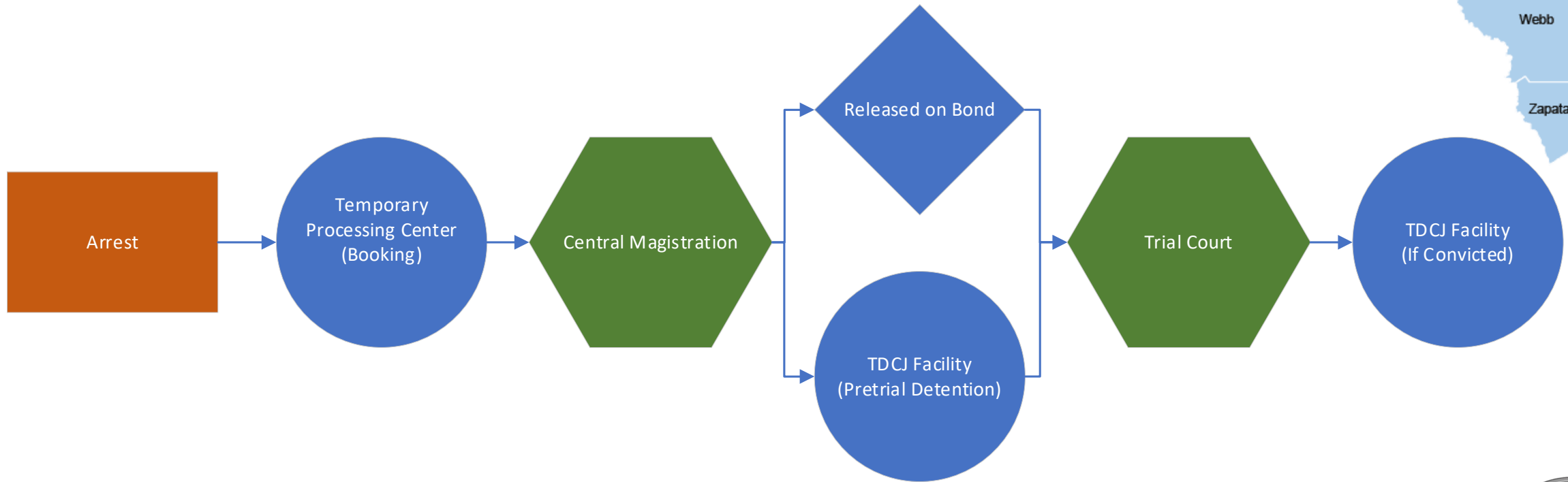
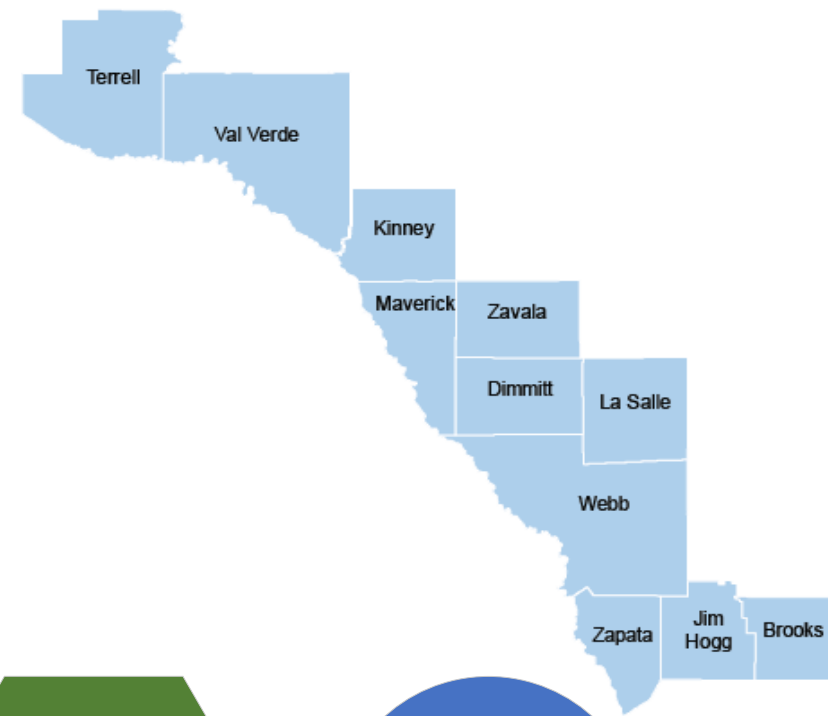
OPERATION LONE STAR



TEXAS OFFICE OF COURT ADMINISTRATION
MEGAN LAVOIE, ADMINISTRATIVE DIRECTOR

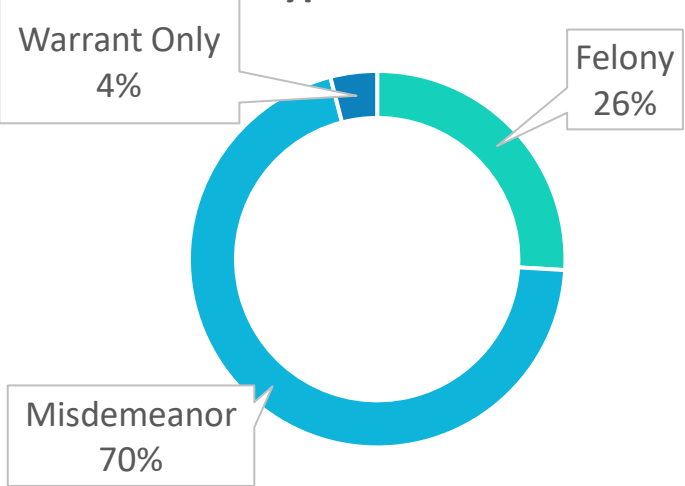
SEPTEMBER 30, 2024

CENTRAL MAGISTRATION CASE PROCESS

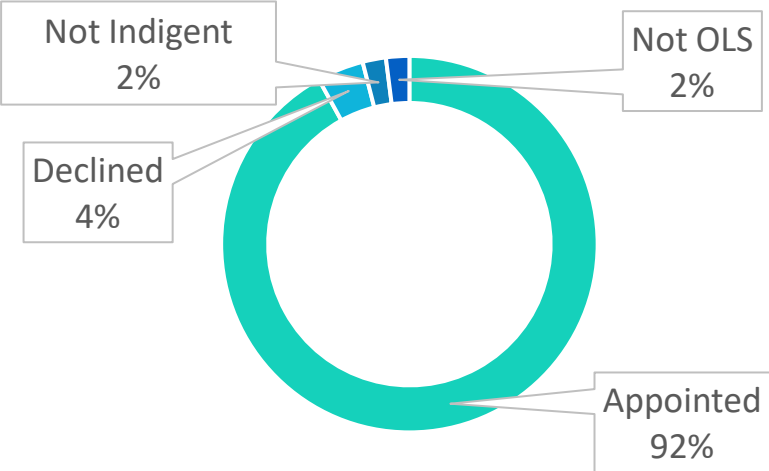


CENTRAL MAGISTRATION DATA

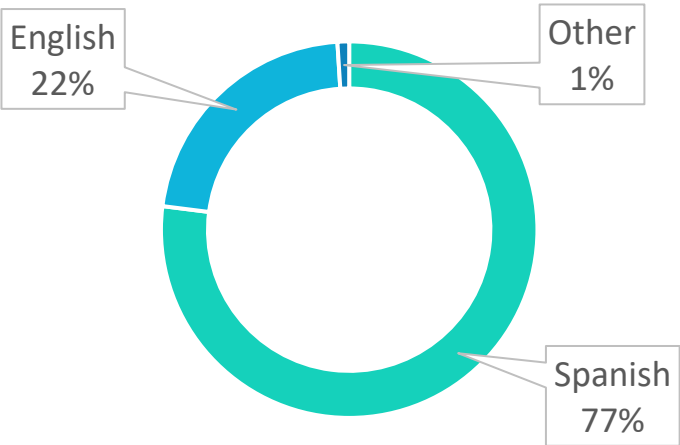
Type of Case



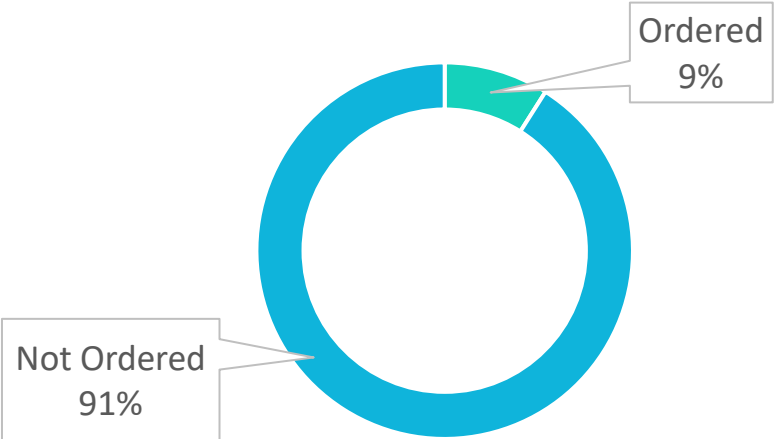
Indigent Defense Appointments



Interpreters at Magistration



16.22 Mental Health Assessments



COURT SUPPORT

OLS Court Manager

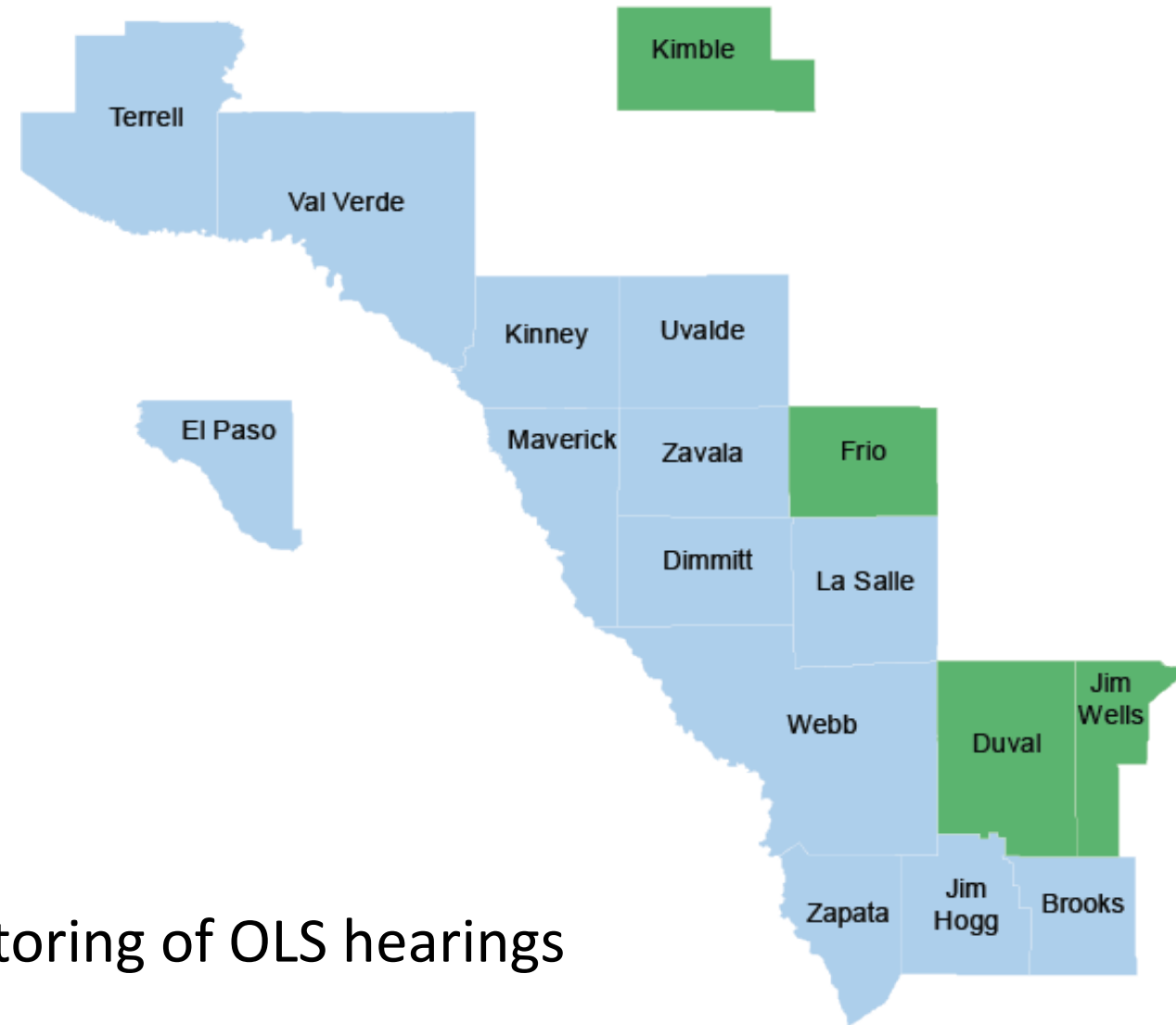
Court Consultant

Court Interpreters

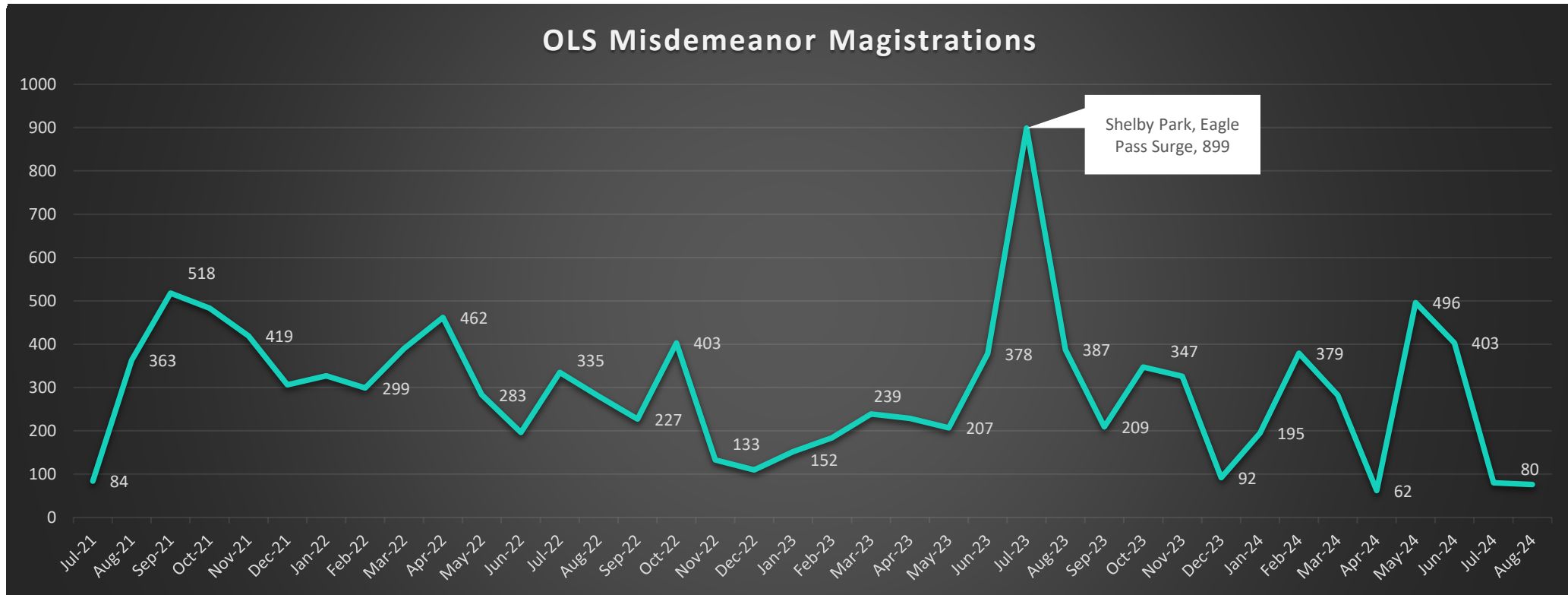
Court Administrative Assistants

162 on site visits

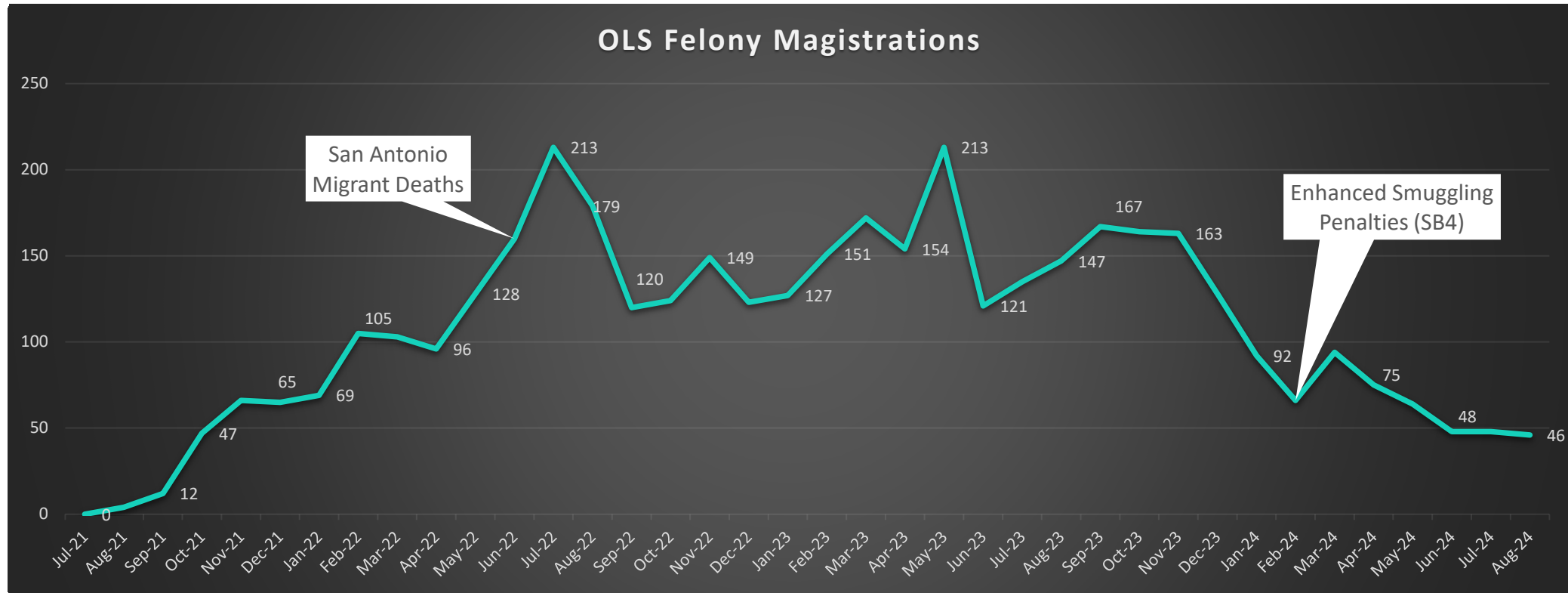
Daily virtual consultations and monitoring of OLS hearings



MISDEMEANOR MAGISTRATIONS AT CENTRAL MAGISTRATION



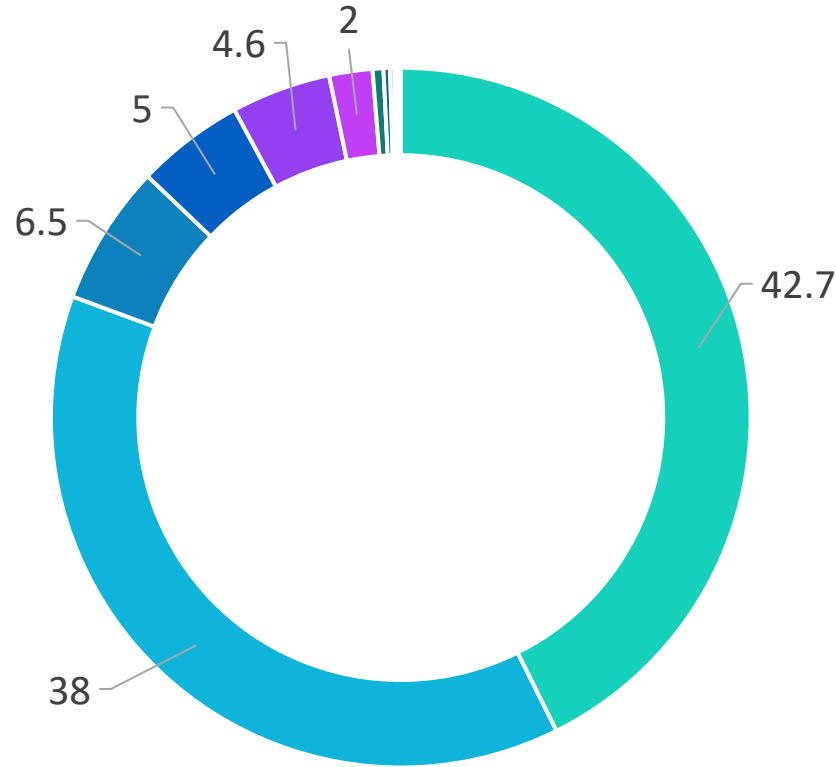
FELONY MAGISTRATIONS AT CENTRAL MAGISTRATION



Felony magistrations are recorded when a probable cause statement includes at least one felony charge.



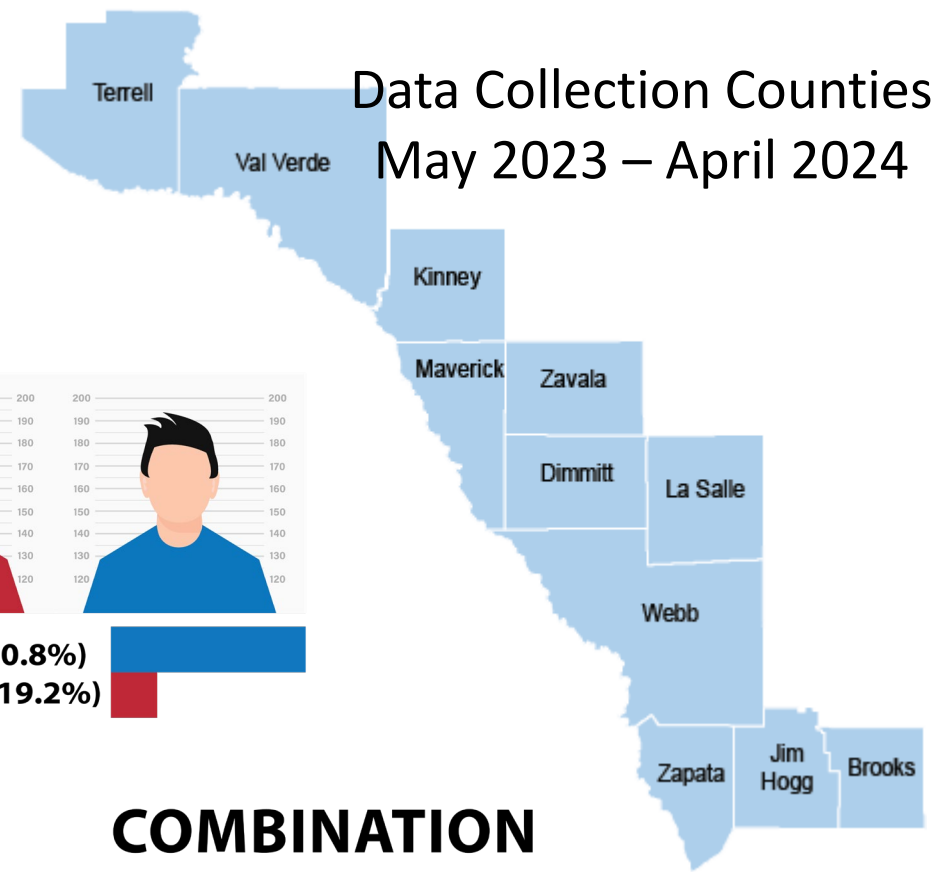
COUNTY OF ARREST AT CENTRAL MAGISTRATION



- Kinney
- Maverick
- Val Verde
- Webb
- Jim Hogg
- Zavala
- Dimmit
- Zapata
- Uvalde
- Terrell
- Brooks
- La Salle



SMUGGLING DATA

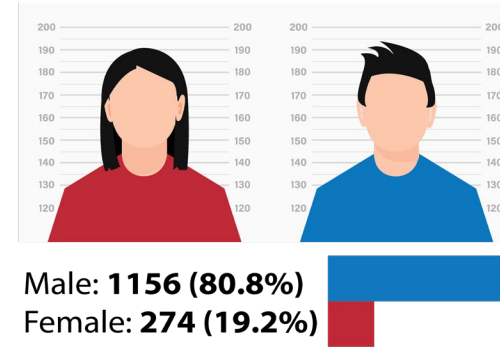


AGE

Age Range: **17-71**
 Average Age of Smuggler: **30**
 17-26 years: **679 (47.5%)**
 27-36 years: **446 (31.2%)**
 37-46 years: **210 (14.7%)**
 47-56 years: **69 (4.8%)**
 57-66 years: **25 (1.7%)**
 67+ years: **1 (0.1%)**



SEX



PRIOR CRIMINAL HISTORY

Yes: **571 (40%)**
 Violent: **99 (17.3%)**
 Non-violent: **472 (82.7%)**
 No: **813 (56.9%)**
 No data available at time of collection: **46 (3.2%)**







COMBINATION CHARGES










With weapons: **87 (6.1%)**
 With stolen vehicles: **28 (2.0%)**
 With felony evading: **106 (7.4%)**
 With drugs: **65 (4.5%)**
 With warrants: **52 (3.6%)**



SMUGGLING DATA

CITIZENSHIP STATUS

	USA	1038 (72.6%)
	Mexico	140 (9.8%)
	Honduras	88 (6.2%)
	Cuba	43 (3.0%)
	El Salvador	35 (2.4%)
	Guatemala	31 (2.2%)
	Venezuela	22 (1.5%)
	Nicaragua	10 (0.7%)
	Colombia	6 (0.4%)

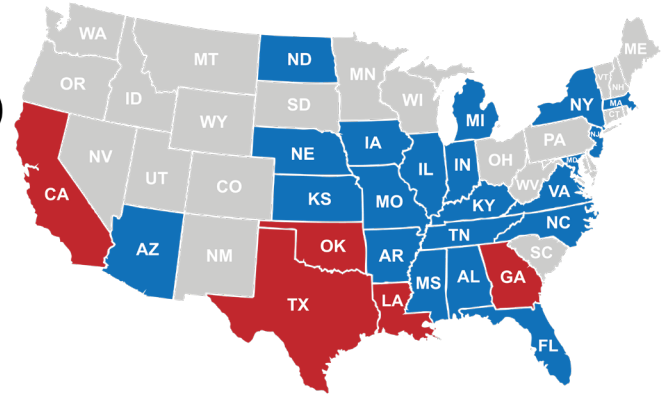
	Dominican Republic	5 (0.3%)
	Peru	2 (0.1%)
	Nigeria	2 (0.1%)
	Sierra Leone	1 (0.1%)
	South Africa	1 (0.1%)
	Iraq	1 (0.1%)
	Trinidad & Tobago	1 (0.1%)
	Panama	1 (0.1%)
	Belize	1 (0.1%)

US RESIDENCY

Non-residents: **116 (8.1%)**

Residents¹: **1314 (91.9%)**

1. Texas: **1146 (87.2%)**
2. Oklahoma: **42 (3.2%)**
3. Louisiana: **20 (1.5%)**
4. California: **18 (1.4%)**
5. Georgia: **10 (.08%)**
6. Other States: **78 (5.9%)** – IL, AR, FL, AL, MO, MS, NY, NC, TN, AZ, IO, KS, NJ, NE, IN, KY, MD, CO, ID, MA, MI, ND, OH, VA



TOP 15 TEXAS CITIES



1. Houston: **251 (21.9%)***
2. San Antonio: **168 (14.7%)**
3. Austin: **65 (5.7%)**
4. Dallas: **56 (4.9%)**
5. Corpus Christi: **23 (2.0%)**
6. Alice: **20 (1.7%)**
7. Crystal City: **16 (1.4%)**
8. Fort Worth: **16 (1.4%)**
9. Eagle Pass: **15 (1.3%)**
10. Katy: **13 (1.1%)**
11. Pasadena: **13 (1.1%)**
12. Humble: **12 (1.0%)**
13. Laredo: **11 (1.0%)**
14. Conroe: **9 (0.8%)**
15. Irving: **9 (0.8%)**

*Corrected October 2024

