

THE ABERDEEN-ANGUS CATTLE SOCIETY

THE ABERDEEN-ANGUS CATTLE SOCIETY

PEDIGREE HOUSE, 6 KING'S PLACE, PERTH. PH2 8AD.

TELEPHONE: (01738) 622477. FAX: (01738) 636436

E-mail: Laura@aberdeen-angus.co.uk

BYE - LAWS (22nd August 2022)

1. Entries for the Herd Book will only be accepted from members of the Aberdeen-Angus Cattle Society.
2. Entries of stock which belonged to a deceased member will only be accepted from his representatives provided such entries are made prior to 1st January following the date of death.
3. A calf shall only be accepted for entry in the Herd Book if its sire and dam have been entered in the Herd Book, it has been ear-tagged according to current EU identification regulations and a Deoxy Ribonucleic Acid (DNA) profile of the service sire has been lodged with the Society. Furthermore, from 1st January 2019, all pedigree bull calves eligible for entry into the Herd Book must have a DNA sample taken, sent to and received by the Society for sire verification where a valid SNPS profile is available for its sire, and Myostatin tested before such calves can be registered. From the 1st of July 2020 all first calving heifers entering the herd will be tested from a sample held by the Society, 50 k SNPs profiled, Myostatin tested, and sire verified where a valid SNP profile is available for its sire. The method of collection of the said DNA sample will be prescribed by the Council of the Society from time to time. The Society will occasionally request to carry out tests on samples out with the normal protocols of registration and pre-official Society sales. For the avoidance of doubt, upon sale, the title to the DNA sample transfers with the ownership of the animal and permission to test will be sought from the owner. The cost of such tests will be borne by the owner. In the event that permission is not granted, the Society reserves the right to take action to limit any potential negative impact (such as identifying carriers of any genetic defects as defined on the Society's website at www.aberdeen-angus.co.uk) on the Herd Book.
4. Notwithstanding Bye-law 3, imported animals may be entered in the Herd Book provided they are entered in the Herd Book of the country of origin and that there are supplied such certificates and other documents as the Council of the Society may from time to time prescribe (see Guidance Note at end of Bye-law 22). Imported animals entered in the Herd Book will carry the identifying letters IMP and the pedigrees and all relative details, including information on sires of calves imported in utero, will appear at the end of the Herd Book.
5. The breeder of an animal is the owner of the dam at the date of calving or in the case of a calf got by Embryo Transplant, the owner of the recipient cow.
6. All calves must be ear-tagged according to current EU identification regulations by time of intimation and intimated to the Secretary according to the following rules: -

a). To enter calves in the Herd Book, breeders must intimate them within 60 days either on-line or on the appropriate form which should be obtained in advance from the Society (see also para. 6(b)). All relevant certificates (see para. 13) and fees (inc. VAT) MUST accompany registration forms.

Bull calves intimated within 60 days of birth can be registered up to 6 months of age from the date of birth of the calf for the standard fee.

Heifer calves intimated within 60 days of birth can be registered up to 6 months age from of the date of birth of the calf and will be subject to the standard fee. A full list of fees and charges is available on the website at www.aberdeen-angus.co.uk.

b.) All cases of dead-born calves or of calves which for any reason are not to be entered in the Herd Book must be intimated to the Secretary on the appropriate form. Such intimations must be made within 60 days of the date of birth. Late registration of calves, for which full details, including ID Number, have been so intimated, may be accepted on payment of the appropriate late entry fee and subject to a DNA profile of the animal along with its sire and dam being lodged with the Society. Later registration of heifer calves which were twinned with a bull and for which full details, including ID number, have been so intimated, will be accepted when she is proven to be in calf on payment of the appropriate late entry fee.

c). Registrations, Intimations or Fees which are incomplete or incorrect when received, will result in all documents being returned to the breeder with an explanation. They must be completed/corrected and resubmitted within a further fourteen days. Failure to respond will result in the registration/s not being accepted

d). While the foregoing rules are designed to apply primarily to home-bred animals, they will also apply where appropriate to imported animals.

7. An animal shall only be entered in the Herd Book by its breeder, or in the case of an imported animal, by its owner

8. Animals entered in the Herd Book under separate ownership by husbands and wives or other family partnerships may be made under the same Herd Name but for all other purposes, such as group prizes at Shows and Sales, they will be considered as being in separate ownerships. Animals entered in the Herd Book by the same owner from different holdings can carry the same Herd Name.

9. Animals showing excessive white markings should not be entered in the Herd Book, and if entered, may be removed from the Herd Book on the instructions of the Council of the Society: (for guidance - normally, white markings are acceptable on females only on the underline behind the navel and on males only on underline behind the preputial orifice and up to and including the scrotum).

10. (a). Animals showing scurs, whether fixed or moveable, or traces of scurs, will not be accepted for entry in the Herd Book, and if entered unknowingly, may be removed from the Herd Book on the instructions of the Council of the Society.

(b). Animals exhibiting double muscling characteristics (muscular hypertrophy) will not be accepted for entry in the Herd Book, and if entered unknowingly, may be removed from the Herd Book on the instructions of the Council of the Society. (See guidance note at end of Bye Laws) If required, the proof of double muscling shall be a combination of visual appearance (phenotype) and scientific gene testing. Such proof shall be instituted by the Council, who shall appoint a veterinary surgeon and a Council member, who is also a member of the Society's panel of judges, to inspect the animal.

If both agree that the animal phenotypically shows double muscling characteristics, the Council shall arrange with the owner of the animal to test for the deleted version of the myostatin gene. If the result of such test is that the animal is homozygous for the gene, the animal shall be considered to be double muscled. Costs of such proof shall be borne by the Society.

Guidance Note re Bye Law 10(b) Double Muscling Characteristics:

1. Increased development of the hindquarter, accentuated in appearance by a groove between the major muscles and a rounded ham appearance.
2. Thick, open shoulders.
3. An unusually wide, stretched stance with the front and hind legs extended, generally creating a swayback appearance.
4. Lean, trim appearance often with a cylindrical middle and tucked up flank.
5. Fine bone.
6. Short tail.
7. Small testes.
8. Tail set forward on top of rump.

11. Recessive Genetic Defects. Animals identified as being carriers of Class 1 genetic defects as listed on the Society's website at www.aberdeen-angus.co.uk will be ineligible for registration. Any registered animals which are subsequently identified as carriers of such genes will have their carrier status clearly identified on their pedigree certificate. Progeny of such animals will require to have their carrier status determined and identified accordingly.

Class 1 genetic defects: Arthrogryposis Multiplex (AM) or Curly Calf Syndrome; Dwarfism; Fawn Calf Syndrome; Mannosidosis; Neuropathic Hydrocephalus (NH); Osteopetrosis (marble bone disease); Syndactyl (mule foot). Any member who knowingly enters false information in relation to an animal's identity, age or other performance related data will be subject to actions as determined in Article 15 and 15(a) of the Articles of Association of The Aberdeen-Angus Cattle Society.

Status of Currently Registered Females and Bulls

A. As used herein, the word "currently" in the phrase "currently registered" shall mean that date on which laboratories approved by the Society began to provide a commercial DNA test for the mutation to the membership. With respect to Skeletal Muscle Hypertrophy, that date was 1st January 2012.

B. All currently registered females and bulls with the impacted genetics in their pedigrees shall remain registered. In other words, their registrations will not be revoked, cancelled, or suspended.

C. All currently registered females and bulls with the impacted genetics in their pedigrees that are tested and determined to be carriers of the mutation shall remain registered.

II. Resulting Progeny of Carrier Females and Bulls All resulting progeny of currently registered carrier females or carrier bulls may be registered without submitting to testing. Notwithstanding such registration, the Society shall place or electronically display a notation on each Aberdeen-Angus Pedigree, or any other pedigree displayed electronically.

III. Currently Registered Animals Determined to be Affected by the Mutation Any animals identified as being homozygous for the mutation, shall therefore be considered to be affected by the defect, and are not eligible for registration under Byelaw 10(c).

If a registered animal is discovered to be affected by the defect, its registration shall be considered null and void, and the Certificate of Registration must be returned to the Society for cancellation.

12. A.I. REGULATIONS General (applicable to all regulations)

(a) A Herd Prefix will constitute one ownership. (b) Any bull from which semen is drawn for A.I. usage must have a Sire verified DNA profile lodged with the Society.

(c) From the first of January 2022 any bull from which semen is drawn will be subject to parentage verification confirmed by a DNA profile lodged with the Society.

(d) All calves got by A.I. and registered with the Society will be designated "got by A.I." in the Herd Book.

(e) An insemination certificate signed by a qualified inseminator or Veterinary Surgeon must be retained by the breeder and be available for inspection by the Society for a period of two years following the insemination.

(f) Sales of Semen - If an owner of a bull or of semen (where ownership of semen is separate from that of the bull) notifies the Society that the bull is a royalty bull, or the semen is from a royalty bull, as the case may be, then in order to register a calf got by semen from that bull the appropriate royalty fee must accompany the registration form. If an owner (of bull or semen) does not notify the Society that the bull is a royalty bull it will be assumed that the requirements of this paragraph are dispensed with.

The Society is not accepting any further Royalty sires from the 1st of April 2020 and will cease the semen Royalty collection service for existing Royalty sires on the 1st of November 2025.

(g) Import of Semen Subject to the provisions of the relative preceding paragraphs, progeny got by imported semen may be entered in the Herd Book if the donor bull is or could have been entered in the Herd Book in terms of Bye-Law 4. Providing sole ownership of the semen rights in this country can be verified to the satisfaction of the Society, this will be considered one ownership for the purposes of these A.I. regulations. All imports of semen must be accompanied by a Zootechnical Certificate issued from the keeper of the herd book as approved in the list of accepted associations held by the EU, in the country of origin. A list of these authorities can be found here: -

<https://eur-lex.europa.eu/legal-content/EN/TXT/PDF/?uri=CELEX:02006D0139-20080601&from=EN>

(h) Strict legislation is in place surrounding collection of AI and the subsequent sale and use of the collections. For avoidance of doubt the following three categories are recognised by the society.

a) Unlicensed Premises approval: (On farm collected non export approved) An unlicensed premises approval is valid for three months only. The animal must undergo a single series of tests in an unlicensed premise. The animal must be licensed within 28 days of sampling. Semen collected from an animal at an unlicensed premise is eligible for GB, excluding Northern Ireland, trade and may be eligible for export to certain countries outside the EU.

b) Domestic Centre approval: (Non-Export Approved) In order to collect at a domestic centre, the animal will undergo a single series of tests in an unlicensed premise before being authorised to move to a domestic centre. The animal must be licensed within 28 days of sampling. Semen

collected from an animal in a Domestic Centre is eligible for GB excluding Northern Ireland trade and may be eligible for export to certain countries outside the EU.

c) EU Centre approval: (Export Approved including Northern Ireland) The animal will undergo a first series of tests in an unlicensed premise before being moved to centre quarantine. The second series of tests will be carried out in centre quarantine before being authorised to move to the Collection Centre. The animal must have moved to the Centre Quarantine within 28 days of undergoing the first series of tests. Semen collected at an EU Centre is eligible for intra-Union trade, Domestic trade and may be eligible for export to countries outside the EU.

Contravention of the legislation is considered a serious risk to animal health and as such any animal submitted for registration from semen collected from category (a) and (b) above outside the territory of Scotland, England and Wales will not be registered by the Society.

13. Embryo Transplant Regulations Registrations of calves got by Embryo Transplants will be accepted subject to the following conditions:

(a) All other byelaws regarding Herd Book Registrations must be complied with.

(b) The breeder must inform the Society in writing beforehand of the intention to carry out each specific embryo transplant and return to the Society along with the relevant fees and within the times fixed by the Society duly completed certificates (on forms to be approved by the Society) as to the identity of all animals concerned, the pregnancy testing of the recipient cow and the sire verified DNA profiling of the bull, donor cow and, when requested, a parentage verified DNA profile of the resultant calf/calves within three months of such request. If the Council of the Society is not satisfied with any such certificates, the resultant calf will not be eligible for entry in the Herd Book.

c) Calves got by embryo transplant and registered with the Society will be designated "got by ET" in the Herd Book.

14. In cases where the breeder of an animal is not the owner of its sire, it is necessary for the breeder to either:

(a) Comply with para. 11(c) and, where appropriate, 11(d) or

(b) Obtain a completed Hire or Loan Certificate and forward with registration form.

15. Cloning Any animal which is born as a direct result of cloning technology will not be eligible for entry into the Herd Book. Whilst it is acknowledged that cloned animals are entered into Herd Books of overseas societies, such animals will not be eligible for transfer into the Society's Herd Book. Progeny from such animals whether resulting from natural service, A.I. or E.T. will be eligible for entry into the Herd Book and their pedigree certificate marked accordingly.

16. All animals entered in the Herd Book must be named in accordance with the following rules: (a) No names likely to prove misleading to the public shall be admitted into the Herd Book.

(b) Breeders, prior to making their first entries in the Herd Book, must apply to Council for the copyright of a Herd Name. A Herd Name copyright is the property of the member only during the period of his membership. The name of each registered animal must be prefixed by the Herd Name of its breeder unless otherwise authorised by Council.

(c) Each animal belongs to the family of its dam and must be given an individual name in accordance with the practice of naming for that family. The initial letter of such individual name must be one of the approved initial letters of its family as listed in the Herd Book and must not exceed two words.

Where an animal is red in colour, the additional word "Red" must be included at the beginning of the individual name.

(d) All names will include as a suffix a year letter followed by the last three NUMERICS of the animal's official ear tag number. No other lineage numbers will be permitted. Year letters indicate the calving seasons which date from January 1st to December 31st. Year 1st January 2014, to 31st December 2015 Year Letter P. Year 1st January 2015, to 31st December 2015 Year Letter R and so on. (I, O and Q will not be used).

(e) The total number of characters (including spaces) in an animal's name must not exceed forty. (f) Once an animal has been entered in the Herd Book under a certain name, no change shall be made in that name thereafter. The Aberdeen-Angus Cattle Society is committed to equal and fair treatment of breeders and will enter into the breeding book animals of the same breed line or cross that are eligible for entry under the Society's breed criteria without discrimination on account of their country of origin.

17. All Changes of Ownership of Aberdeen-Angus cattle must be intimated by the purchaser if such cattle are to be subsequently used for pedigree breeding, in accordance with the following rules: -
(a) The seller shall comply with the procedures detailed in (c) below if he is selling Aberdeen-Angus cattle for pedigree breeding purposes at a public or private sale. Where it is not indicated at the time of sale that such cattle are being sold for pedigree breeding purposes, it shall be at the discretion of the seller whether or not he subsequently authorises their use for pedigree breeding by complying with the Change of Ownership procedures detailed in (c) below. (b) Non-Members may register Changes of Ownership. (c) To register Changes of Ownership of Aberdeen-Angus cattle, the purchaser shall complete the Certificate of Transfer portion on the reverse side of the Certificate of Pedigree, which he shall obtain from the seller as detailed hereinafter, Such Changes in Ownership shall be countersigned by the immediate preceding owner except where the animal is sold by public auction at a sale for which a catalogue has been published and submitted to the Secretary in which it is clearly indicated that such animal is being sold for pedigree breeding purposes, in which case the catalogue lot number and the name and date of the sale shall be inserted in the place provided for the signature of the seller.

The following procedure shall be adopted:-

(i) A Private Sale. The seller shall hand the Certificate of Pedigree to the purchaser at the time of sale. The purchaser shall complete the Certificate of Transfer portion and send it to the Secretary with the appropriate fee.

(ii) A Public Sale. The seller shall lodge the Certificate of Pedigree with the Auctioneers as a condition of entry for the sale. The Auctioneers will deliver the Certificate to the Society who shall record the Change of Ownership and forward the Certificate to the purchaser, on receipt of the appropriate fee. The term "Public Sale" in (ii) above refers to a sale at a public auction for which a catalogue has been published and submitted to the Secretary.

18. Herd Records shall be kept, containing the following minimum details relating to each animal in the herd:- Name, Herd Book Number, Date of Birth, Name and Herd Book Number of Sire, Name and Herd Book Number of Dam. Details, if applicable, of when and where purchased, of when and to whom sold, or date of death. These records shall be available for inspection at all times by officials of the Society.

19. Council shall have power to instruct a DNA profiling test to be made at any time of any animal entered in the Herd Book and to have the entry in the Herd Book cancelled (it being a condition of acceptance of an entry that the information supplied is accurate) if said test reveals the entry to be inaccurate, in which event the cost of the said test shall be paid by the Member who instructed the Herd Book entry but if the said test confirms the Herd Book entry to be correct, the cost of the said test shall be met by the Society.

20. All fees must be paid with the forms to which they refer. No registrations will be accepted unless all other fees and current membership subscriptions have been paid.

21. The Council shall be at liberty to include reports made to them by any official of the Society or officer of the Department of Agriculture (or appropriate body) in Scotland, England & Wales, Northern Ireland and Republic of Ireland among the sources of information as to any suspected failure by a breeder in the observance of any of the Byelaws heretofore.

22. Animals showing excessive white markings or scurs (or traces of scurs) should not be exhibited in the pure-bred section of any Show.

23. If a herd is advertised and sold as a dispersal, the Herd name may not be used thereafter for entries into the Herd Book without permission of the Council.

(Guidance Note re Byelaw 4) The following are the documents currently required to register transfers in the Aberdeen-Angus Cattle Society Herd Book from an overseas Society.

Breeders are strongly advised to obtain and lodge with the Society all documents before shipment, as the UK Customs authorities require that imported pedigree cattle be registered with this Society, or the animals will be classified for duty purposes on arrival.

(a) A Five Generation Certificate of Pedigree certified as correct by the Society which registered the bull.

(b) A Certificate of Approval for Export from the overseas Society stating that so far as is known the pedigree of the animal is free from, and the animal itself is not a possible carrier of, any genetic defects.

(c) A DNA profile Certificate

(d) A satisfactory DNA profiled parentage verification. If, for a bona fide reason, this is not possible, the Society with which the animal is registered must supply a certificate of explanation.

Cows and Heifers

As above and, if in calf, service details from the overseas Society, a Certified Four Generation Pedigree Certificate and a sire verified DNA profile certificate for the service sire.

Embryos

(a) A four Generation Certificate of Pedigree of both sire and dam with a Certificate from the overseas Society that it approves of both sire and dam and that their pedigrees are free from any known genetic defects.

(b) A sire verified DNA profile certificate for both sire and dam.

(c) Certificates from owner of cow if natural service used, or by A.I. technician if A.I. used, certifying dates of service, tattoo ID number of cow, name and number of bull.

(d) Certificates from ET unit making collection, certifying date of collection, tattoo ID number of cow, number of viable embryos recovered, number of embryos frozen for export and their reference number.

The relevant Society forms and requirements relating to implantation, pregnancy testing and registration will apply.

Where relevant, Byelaw 12 (a) to (d) will apply.

SUPPLEMENTARY REGISTER REGULATIONS

The owner of a female ("the base female") which is not registered in the Herd Book may have the female progeny of such female upgraded to a standard acceptable for registration in the Herd Book subject to the following rules:-

The base female and her daughters and grand-daughters shall be entered in a Supplementary Register and only the great grand-daughters of the base female shall be eligible for registration in the Herd Book.

(ii) The base female may be of no known origin, but if so, must be polled, of an obvious beef type, physically correct in all respects, mainly black - defined as allowing some white, but not excessive white, below the underline and only a small amount of white elsewhere. Alternatively, if certified by its breeder as being by or out of a named registered Aberdeen-Angus, must be polled, of obvious beef type and physically correct in all respects.

(iii) The base female and her daughters and grand-daughters must be approved by a Society-appointed inspector before acceptance into the Supplementary Register and the daughters and grand-daughters must be sired by a bull which is registered in the Herd Book. The great-grand daughters of the base female will likewise require to be approved before registration in the Herd Book and must also be sired by a bull which is registered in the Herd Book. A member aggrieved by the decision of the Society-appointed inspector may appeal against the decision to a Committee of not less than three members of the Society appointed by the Council of the Society. The decision of such committee shall be final and whether or not the appeal is successful, all costs of the appeal shall be paid by the appellant.

(iv) Registration will only be accepted from fully paid-up members of the Aberdeen-Angus Cattle Society.

(v) Members intending to register females in the Supplementary Register must intimate their intention to the Secretary at least six months before their initial base female is due to calf. Participants will be responsible for all inspectors' fees at cost and an entrance fee will be payable for each female registered. The entrance fee will not be less than that payable to register females in the Herd Book.

Base Female (X)

(vi) Must be 15 months or over at time of inspection and double-tagged with an EU style ID number or tattooed with a number allocated by the Secretary.

1st Generation Female (Y)

(vii) To be ear-tagged according to current EU identification regulations and registered with the appropriate fee within two months of the date of birth. Colour to be breed standard, polled and

physically correct. To be inspected between 12 and 18 months of age and prior to mating. Failure to pass inspection will result in de-registration or reverting to stage X.

2nd Generation Female (Z)

(viii) As para. (vii). 3rd Generation Female (Herd Book) (ix) As para. (viii). To be identified in Herd Book with (S) after the individual name.

(x) All male calves from females in the supplementary register must be steered and births intimated within two months of the date of birth.

OFFICIAL SALE RULES

All Aberdeen-Angus animals exposed for sale held under the auspices of the Aberdeen-Angus Cattle Society, hereinafter called "the Society", shall be sold subject to and in accordance with the following rules:

(1) The consignor must be a member of the Society. All animals must be ear-tagged according to current EU identification regulations. In the case of imported animals, they must have been registered in the Herd Book of the country of origin and entered in the Society's Herd Book.

(2) Should any dispute arise as to the identification in the Society's Herd Book of any animal exposed for sale or as to the pedigree of any such animal, such dispute should be referred to the Council of the Society or such sub-committee as the Council may appoint as arbiters and their decision shall be final.

(3) The Council of the Society may, prior to any sale, nominate and appoint a Panel to inspect the animals forward at the sale, in order to ascertain that such animals are fit for inclusion in the sale. The members so appointed shall, in consultation with the Auctioneers, be the sole judges as to whether or not the animals may be included in the sale and shall have the power to debar from the sale any animal which they consider is not of a fit standard. No consignor will have any claim for damages in respect of any animal which is rejected under this rule.

N.B. All animals (except in the case of bona fide dispersals) may be subject to pre-sale inspections by the Aberdeen-Angus Cattle Society in order to establish identity and to provide a minimum standard. Such inspections, however, do not imply any liability or warranty by The Aberdeen-Angus Cattle Society for animals sold, such liability remains the responsibility of the vendor. Animals are sold with all patent defects and any subsequent claim is against the vendor and not The Aberdeen-Angus Cattle Society.

CONDITIONS OF ENTRY

(1) All entries are subject to the Society's male and female warranties.

(2) From Stirling October sale 2020 all cattle entered must be performance recorded through Breedplan.

(3) From January 2022 it will be a requirement that all entries will be performance recorded bulls through Breedplan for all sales under the auspices of the society.

(3) Members who enter cattle for Sale in the Catalogue and who do not present their animals will be subject to such fines as determined by the Society's official auctioneers from time to time. Reasonable grounds for withdrawal will, if accepted, eliminate the member from such a fine.

(4) Animals entered in the Catalogue must be offered for sale through the ring unless rejected by the Stewards or the Society-appointed Panel of Inspectors.

(4) Prize money will be forfeit on any prize-winning animal which is not sold in the official Pedigree Sale.

(5) Any Female which has been used as a donor for Ovum Transplant purposes must be declared.

(6) Any Female which has had a Caesarean operation must be declared.

(7) Retention of ova must be declared.

(8) Bull semen retention must be declared.

(9) The appointed Stewards have been instructed to reject any animal which is not controllable by normal means at any time whilst in the Show and Sale premises. Exhibitors are responsible for their cattle throughout the Show and Sale period of the breed.

(10) All cattle presented may be subject to inspection for identity, veterinary approval suitable standard, and weighing and measuring by officers appointed by the Society prior to the event at a time to be advertised.

(11) Any doubt on identity will automatically debar an animal from the show and sale. If the vet considers the animal to be carrying a heritable genetic or phenotypic condition which in his opinion is detrimental to the integrity of the breed then that animal will automatically be debarred from the Show and Sale and the Society will not register any progeny from that animal.

(12) All animals entered for Aberdeen-Angus Cattle Society Sales must come from herds which are members of a registered CHeCS health scheme and must have been testing for BVD and Johnes Disease for a minimum of 12 months. Sale animals must have an individual pen card that displays all relevant test results and current vaccination status supplied by the CHeCS accredited health scheme provider.

a) *All animals must be individually blood tested no more than 3 months prior to the sale for BVD antigen unless coming from a herd which has accredited status. Accredited herds do not need individual animal tests.*

b) *All females whether from an accredited herd or not must be vaccinated against BVD to provide cover for the relevant period (ie, the sale date) relating to the type of vaccine. The vaccination date must be submitted to the relevant health scheme provider when the pen card is requested. It is recommended that the herd's vet be consulted on the vaccination of male sale animals.*

c) *Animals testing antigen positive (PI) for BVD will not be accepted for sale.*

d) *All animals must have a risk level for Johnes displayed on the pen card and this must be a minimum level 4.*

e) *The pen card must display the date of the last TB test and the testing interval (or completed as 'TB exempt' where applicable). The box must not be left blank*

(13) The use of drugs is totally banned, as undernoted:-

1) Preparation for Sale.

Any drug which would affect weight for age, conformation, or growth of hair.

2) Presentation for Sale.

Any drug which would affect soundness or temperament at inspection, judging or Auction Sale. The Society reserves the absolute right to take blood samples from any animal presented at Shows and Sales, and to have the sample independently analysed at a certified laboratory. If any unauthorised drugs have been used, or treatment given without Veterinary certification having been provided, or without a declaration having been made to the Auctioneers, the exhibitor will be reported to the Council of the Breed Society. In any event, the offending entry will be banned from the Show/Sale.

(14) Access to parents for DNA profiling (affecting animals not DNA profiled in proof of parentage). The Vendor must provide access to the purchaser to prove the parentage of any sale animal by DNA profiling provided:-

1) that the request is made in writing to the Society Office within one calendar month of the date of the Sale.

2) that the tests are carried out at the Purchaser's expense.

3) that the sire and dam are alive, and the vendor has access to the parents if they are not in his ownership.

(15) Animals affected by contagious diseases i.e. warts, mange, ringworm, etc, will not be accepted for sale unless accompanied by a Veterinary Certificate indicating that treatment has been given and the condition is no longer contagious.

(16)

(a) All bulls must have a nose-ring.

(b) Certificates of Pedigree must accompany each entry.

(17) White markings must not be disguised.

CONDITIONS OF SALE A. SALE

(1) All animals exposed for sale must be bona fide property of the vendors at the time of the sale and free of all liens, charges and encumbrances.

(2) The highest bidder shall be declared the purchaser (subject to Rule A.

(3) The auctioneers reserve the right to refuse any bid without giving a reason for doing so. All cattle will be sold in guineas.

(3) The vendor has the right to fix a reserve price and to announce such price before, during or at the conclusion of the bidding. The right to bid by or on behalf of the vendor in terms of the current Sale of Goods Act is expressly reserved. The vendor, or his duly authorised representative, must be with the auctioneer at the sale of the catalogued animal to accept or reject the final bid.

(4) Each animal forward at the sale must be exposed for sale by auction before any private sale shall be permitted or recognised by the Auctioneers.

(5) Immediately after the sale of an animal the price thereof shall be paid by the purchaser in cash to the Auctioneers. On the price being paid the purchaser shall receive from the Auctioneers a written removal order and shall at his own expense remove the animal within one day of the sale or within such period as may be laid down by the Auctioneers at the

commencement of the Sale. No animal shall be removed without the Auctioneers' written removal order and any animal so removed shall be recovered by the Auctioneers summarily without any further warrant.

(6) In the event of any purchaser not paying for and not removing the animal purchased in compliance with Rule A. (5) hereof the Auctioneers in their sole discretion may, without the consent of the vendor, either

(a) sue the purchaser either in their own name or in the name of the vendor for the price and interest there-on at the rate of 2% per annum above current Bank of Scotland Base Rate, and for the keep of, and other expense incurred by them in connection with such animal or

(b) re-sell the animal either publicly or privately and on behalf of the vendor recover from the defaulting purchaser the deficiency (if any) attending such re-sale and interest thereon as aforesaid together with the keep and all other expenses. The defaulting purchaser shall have no right to object to the action taken by the auctioneers. In the event of there being any surplus after paying interest, keep and other expenses as aforesaid, such surplus shall be paid to the defaulting purchaser.

(7) Immediately after the purchase of each animal is declared, the risk of the animal shall pass to the purchaser, but until the price is paid the right of property shall not pass and delivery of the animal may be suspended.

(8) In the case of animals sold privately within the premises of the auctioneers the risk and the passing of the property thereof shall be governed by the bargain made between the parties and Rule A(7) shall not apply thereto. Animals withdrawn from the auction may be sold by private treaty on the auction premises. Private sales will be held to the vendors' guarantees of fertility and must be put through the Official Auction record by the appointed Auctioneers.

(9) No undertaking by the Auctioneers or their servants to take charge of any animal after the sale or to forward it to its destination shall be held to impose upon the Auctioneers any legal obligation or invalidate any of these rules.

(10) No liability whatsoever is undertaken by the Auctioneers for the accuracy or otherwise of the statements appearing in the catalogue or made at the sale. The vendor is responsible for such statements and for any error, omission or misstatement.

(11) (a) If a bull from which semen has been stored is offered for sale, it must be stated in the catalogue (and if different circumstances have arisen since the catalogue was printed, the correct and up-to-date circumstances must be announced from the Auctioneer's rostrum at time of sale) whether the semen so stored is to pass with the ownership of the bull or whether it is to be retained by the vendor. If it is retained by the vendor, then he must declare if he is reserving the right to sell or gift such semen for pedigree and/or commercial use. If such declaration fails to be made it will be assumed that any semen retained is for the vendor's own use only and cannot be sold or gifted for pedigree or commercial use.

(b) If a female in calf to a royalty bull is offered for sale, it must be stated in the catalogue (and if different circumstances have arisen since the catalogue was printed, the correct and up-to-date circumstances must be announced from the Auctioneer's rostrum at time of sale) whether the payment of the royalty for the subsequent registration of the unborn calf will be the responsibility of the vendor or the vendee. If such declaration fails to be made it will be assumed that payment of the royalty will be the responsibility of the vendor.

(12) If a female is offered for sale as being in-calf and/or with calf at foot, it is the responsibility of the vendor to ensure that a sire verified DNA profile of the service sire/s is lodged with the Society before the date of sale. If a calf at foot is not registered at time of sale, subject to current herd book registration bye laws, the vendor must state if registration is permissible at the expense of the purchaser.

(13) If a female offered for sale through a Society auction has been used as an embryo donor the fact that she has been flushed must be stated in the catalogue along with the number of embryos collected, complete with their sire/sires up to the time of the donor being offered for sale. Within the contract for sale of the female, the Seller must expressly state the number of embryos which they intend to retain for use within their own herd (if any) and the number of embryos which they intend to retain for resale purposes (if any).

(14) In the event of a female carrying a transferred embryo being offered for sale, the number of embryos collected at the same time as that carried by the female entered for sale must be stated in the catalogue.

(15) Apart from the Bull and Female breeding warranties printed in the catalogue or others specifically given by the vendor in the catalogue or made at the sale, animals are sold subject to their condition and to all faults, excepting the case of animals suffering from total or partial blindness.

(16) Should any animal be sold subject to passing tests or re-tests, full details of those must be declared by the vendor to the Auctioneers prior to sale. The bargain shall not be deemed to be concluded until the result of such tests/re-tests are notified to the Auctioneers.

(17) No Rosettes or Sashes won at other Shows or Tests to be affixed to Show animals. B.

COMMISSION

(1) The Auctioneers shall charge and deduct commission of 6.5p per £1.05 (1.5p of which shall be paid by them to the Society) from the price of all animals sold, including those which may be sold privately in their premises at the time of the sale.

(2) The Auctioneers shall be entitled to charge against the vendor one percent on the price bid or £25 per animal whichever is the greater on all animals put through the sale ring and withdrawn.

(3) The Auctioneers shall not be entitled to charge commission on animals sold which fail a re-test (Sale Rule A 15), but shall be entitled to make a charge against the owner of £25 per animal in respect of cataloguing, etc.

C. GENERAL

(1) Without prejudice to the foregoing rules, it is hereby expressly declared that the vendor by selling and the purchaser by purchasing any animal shall be bound by the above rules notwithstanding the terms of any statutory enactment or custom of trade to the contrary.

(2) The Auctioneer is Judge of the Sale, to whom all disputes and differences of any kind which may arise at and in relation to the Auction, either between vendors and bidders or among the bidders themselves, shall be referred and his decision shall be final and binding on all parties.

(3) Any dispute as to any matter for the settlement of which no provision is made in these rules shall be referred to an Arbiter or Arbiters to be appointed, failing agreement between or

amongst the parties, by the Auctioneers. The decision of the Arbiters so appointed shall be final and binding on all parties to the dispute. Any Arbitration under this Clause shall be subject to the provision of the Arbitration Act for the time being in force in Scotland if the sale was in Scotland or in England if the sale was in England and shall be deemed to be a reference to Arbitration thereunder.

(4) In the foregoing rules, the word "animal" shall be held to include dam and a calf when sold together.

BREEDING WARRANTIES At auction sales, other than dispersals, held under the auspices of the Aberdeen-Angus Cattle Society, the Bull Breeding Warranty of The Aberdeen-Angus Cattle Society will apply. Full information is available from the Society on 01738 622477.

FEES & CHARGES current information available online at www.aberdeen-angus.co.uk

Dispute resolution/rules of procedure

The Aberdeen Angus Cattle Society is committed to equal and fair treatment of breeders and non-discrimination between breeders based on their country of origin.

Council reserves the right to check selected herds. The owner will be given 48 hours oral notice of the visit by the Inspector. An owner with a genuine reason is allowed an extra 24 hours for the inspection, otherwise an owner cannot refuse admission to the Inspector unless in the most exceptional circumstances. The society also has a system in place for random inspecting of herds and data where every 100th calf registered triggers an inspection requirement

If a Breeder refuses to co-operate in allowing an inspection for up to 3 weeks, all calves in the herd under 3 months of age (at the time of the first notification) could be banned from all Society run events for life and the herd banned from all Society events for two years and no herd book certificates will be printed for that herd until an inspection takes place at the breeder's expense.

When an Inspector on inspection finds that any of the rules of the society have been compromised a letter will be sent to the breeder within 20 working days of the inspection. Upon receipt of such written notification, which shall act as initial evidence of breach of the rules, the breeder shall have an agreed period of time including the date of the receipt of the written notification to make written submissions to the Society's representative and/or to produce any evidence in writing in support of any explanation that the breeder might wish to submit in defence of the initial findings purporting to a breach of any rule.

Should no such written submissions or evidence in writing aforesaid be made by the breeder within a period of five working days, then the initial finding of the Inspector shall be final and the Society's Council Representative shall submit the Inspector's findings to the Council of the Society at their next meeting and they shall proceed to impose the sanctions as set out hereunder.

- (i) Should the breeder make a written submission and/or produce any evidence in writing in support of any explanation that he/she might wish to submit in defence of the breach of any rule, within the agreed period, to the Society's representative / CEO appealing the

- Inspector's report, then such written submissions and/or written evidence together with the Inspector's report will be submitted to Council.
- (ii) The matter shall be initially considered by Council to determine as to whether the initial findings of the Inspectors report have been fully and satisfactorily rebutted and/or answered and/or explained by the Breeders written submissions and/or written evidence. Should they find that they have then the breeder shall be informed in writing and the matter ends.
 - (iii) Should the Council not so find then the breeder shall be given an agreed period of time, minimum of fifteen working days' notice of time, place and date for the hearing of an Appeal before the Council or a sub-committee of at least 3 members of council (appointed by council) which shall be an Oral Hearing.
 - (iv) The breeder has the opportunity prior of the assigned hearing date the breeder shall outline in writing the basis of his appeal, a list of witnesses intended to give evidence and a summary of their oral evidence and a copy of any Veterinary or other expert report upon which the breeder intends to rely. Failure to comply with this aspect of the Rule, in whole or in part shall leave the Council or their representatives with the discretion to allow or not to allow such undisclosed evidence to be allowed or not allowed at the hearing.
 - (v) In the hearing of the appeal, which shall be in private, the rules of natural justice shall apply. There shall be no right to be legally represented by solicitor or barrister. The breeder may however nominate at least seven working days prior to the assigned date of the hearing another member of the society, a family member, a representative of a farm representative organisation, Agricultural Consultant or veterinary surgeon to represent him/her. The case against the breeder shall be made by the Inspector. Evidence shall not be taken under Oath or affirmation. The appeal hearing shall be chaired by the president or Chair of Technical Committee and otherwise if either of the above are unable to attend by a member of council (or sub-committee thereof) nominated by the chairman. The council (or sub-committee) hearing the appeal shall operate by simple majority and the chairman of the hearing shall have a casting vote. The decision of the council (or sub-committee) which shall be in writing may be reserved or given on the day of the hearing and shall be final.

In the operation of this procedure, there should be a rebuttable presumption that the findings of the Inspector on his inspection, regarding the age, weight, sex, tag number and all other such findings in the Inspector's initial report shall be correct and accurate.

For the purposes of this procedure all written notifications from the society to the member/breeder shall be by ordinary pre-paid certified post which shall be deemed to be received by the member/breeder in the ordinary course of post and all written notifications from the member/breeder to the society shall be by prepaid registered post addressed to the Society's registered office.

Append Breeding Programme as appendix (1)

Breeding programme for the breed Aberdeen–Angus - Bye Law Appendix (1)

**The Aberdeen Angus Cattle Society
6 Kings Place, Perth, Perthshire, Scotland, PH2 8AD**

Contents

1. Properties and definition of the breed and objectives of the breeding programme

2. Breed Characteristics and essential traits

2.1 Breed Characteristics

2.2 Essential traits

3. Geographic area and size of the breeding population

4. Identifying Breeding Animals

4.1 Recording on Farms

4.2 Identity protection / Parentage identification

4.3 Measures for Pedigree Protection

5. Systems for recording Pedigrees

5.1 Entry into the main section

5.2 Herdbook Enrolment

5.3 Content of Herdbook

5.4 Herd Book Classification

5.5 Data and deadlines for classification

6. Selection and Breeding objectives of the Breeding Programme

6.1 Objectives of the breeding Programme

6.2 Selection

7. Performance Testing

7.1 Performance Tests

7.2 Exterior and Exterior assessment

7.3 Growth Performance test in field

7.4 Growth Performance test on Station

7.5 Fertility

7.6 Verification

7.7 Implementation of the breed evaluation

7.8 Breed Evaluation EBV Terminal Index (Meat Traits)

7.9 Breed Evaluation Agricultural Breeding Research Institute (ABRI)

7.10 Genetic Specialties and Hereditary Defects

7.11 Genetic Defects 7.12 Hereditary Defects

8. Supplementary Sections of the Herd Book

9. Outsourcing to third parties

10. Regulations for Animals from which Breeding Material is Obtained

11. Issuance of Zootechnical Certificates for Pure Bred Breeding Animals

11.1 Registration confirmations of Animals

11.2 Zootechnical certificates for breeding material

12. Dispute resolution rules of procedure

13. Approval date

1. Properties and definition of the breed and objectives of the breeding programme

Aims of the breeding programme

The main aims of the breeding programme are the preservation and improvement of the breed, Aberdeen Angus.

2. Breed characteristics and essential traits

2.1 Breed Characteristics

Colour

Plain red or black.

Horn status:

The breed is genetically polled.

Body:

Angus cattle have medium-frames and show an elongated body with a deep rib. Shoulders and back are broad and well-muscled but not double muscled.

Their pelvis is long, broad and slightly inclined. The shape of the leg muscling is deep and broad with good peculiarity of the inner leg with no signs of double muscling.

Aberdeen Angus cattle have a light, short head with fine bone structure, the correctness of the limbs as outlined below and short, solid claws that equips them for less favourable conditions. Tight-fitting udders with short, and an even gait allow the cows to enjoy a long life.

Typical Aberdeen Angus Head



Typical Aberdeen Angus Female



Typical Aberdeen Angus Bull in red and black



The defined colours of the breed description are absolutely binding. Any white pigments are prohibited and are allowed only on the abdominal line behind the navel to the udder, for bulls behind the prepuce. Any animals found to have any signs of white markings are deregistered and culled from the herd.

The definitions of the breed description are to be applied unconditionally in the exterior assessment. Emphasis is directed to the frame of the animal whether male or female.

Illustration of Rear leg assessment

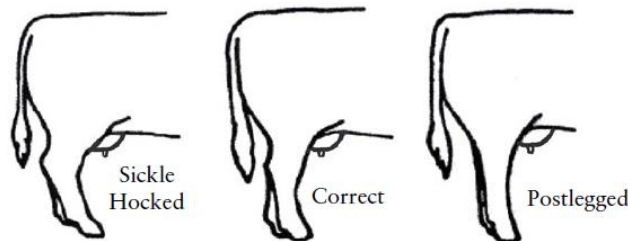


Illustration of foreleg assessment

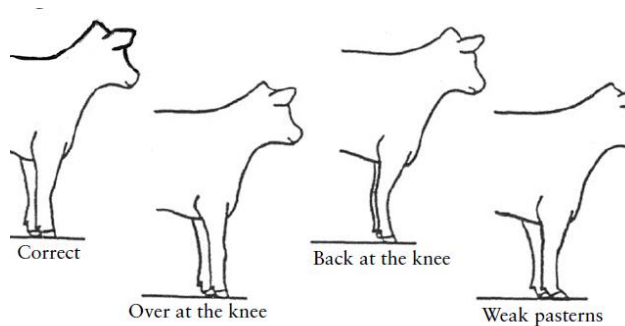
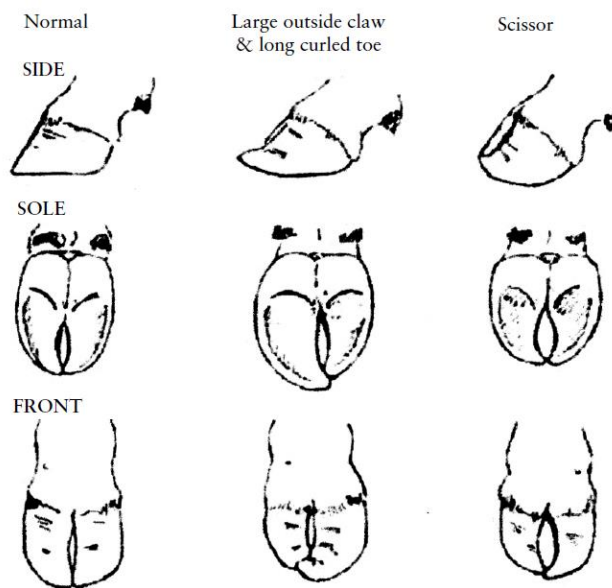


Illustration of Hoof correctness



Key data for adult bulls and cows:

	bulls	cows
sacral height, cm	135 - 160	130 - 150
weight, kg	1.000 - 1500	600 - 900

Undesirable characteristics

- Large and low-lying udders or supernumerary teats
- Any deviation from the genetic hornless such as scurs
- White fleck outside the abdominal line, at or in front of the navel of female animals
- White fleck outside the abdominal line, at or in front of the preputium of male animals.
- Double muscling (body and legs)

2.2 Essential traits

Due to their calm character and excellent temperament the handling of the animals is made much easier. With their deep rib and trunk, they are well suited to pasture-based beef production which is appreciated worldwide by the Aberdeen – Angus Breed. The breed performs well in poor pasture conditions with animals thriving in these marginal environments. Due to the early maturity of Aberdeen-Angus cattle the breed is ideal for the first service of one year and three months onwards. The first calving takes place

without any issues at the age of two years and the female animals reach their final weight in most cases after the third calving. The good milk yield of the cows allows a long suckling period of up to 9 months with good weaning weights of the calves. The above average capacity for roughage, the easy handling and the good performances of the mastremonte justify the high profitability of the Aberdeen - Angus breed.

Aberdeen - Angus cows are good mothers with high milk yield for suckling, combined with regular calving, short gestation and live-born calves, ensure the very best economic option and lead a long and productive life.

It is very desirable that there are no double muscle characteristics expressed within the breed as this tends to be detrimental to eating quality and easy fleshing with soft tender meat.

With good expression of the valuable cuts on the carcass the animals show a clear genetic superiority in the characteristic's tenderness and marbling of the meat a trait that is well documented worldwide.

The structure of the animal is selected to make sure that the animals are structurally capable of leading a long and productive working life. A programme of Linear assessment scoring is available to our members but this is not compulsory.

3. Geographic area and size of the breeding population

The geographical area of the breeding programme extends to the United Kingdom, Portugal, France, Estonia, Romania, Bulgaria, Spain, Italy, Austria, Netherlands, Lithuania, Latvia and Hungary.

The Aberdeen Angus Cattle Society intends to extend this breeding programme into the Republic of Ireland and Germany.

The herd book inventory includes all registered breeding animals of all member farms of the Aberdeen Angus Cattle Society.

Currently (Effective 31.12.2018 Volume 143) 6525 herd book bulls were added to the herd and 10025 herd book females were added to the herd of 2600 breeders are registered. The society annually registers 16,550 animals as Pedigree.

The current estimate of the breeding population of pure Aberdeen Angus cattle within the UK is 38500

4. Identifying breeding animals

4.1 Recording on farms

The entries in the herd book are carried out by the Society based on the data transmitted by the breeders.

Each breeder completes an Intimation form for the breeding animals of his stock as the basis for the entry in the herd book. It contains all the essential details of the animal concerned, including its parentage and all data.

This breeding documentation must be kept up to date and flawless. The breeder is solely responsible for the correctness of the information and no other agency or contractor can be held liable for mistakes that are found.

The following information must be included:

- The identification number of the animal - this includes the full details of the country of birth followed by the animal's individual ID number. It is desirable for animals to be double tagged, as per the image below. In the event of a tag being lost then the animal becomes anonymous and could be subject to mistaken identity



- Birth date of the breeding animal
- Gender of the breeding animal
- Declaration of parents and grandparents
- Animals pedigree name
- Mating and insemination data
 - declaration of name and ear tag number of stock bull
 - insemination bulls: declaration of name and tag number
 - Gestation days
- calf data/birth data
 - declaration of calf date or birth date, gender tag number of the calf
 - declaration stillbirths

- a sample of tissue or hair to facilitate a sire verification test and establish any presence of deletion of myostatin genes. (see 4.3 – sire verification for details on methods of sampling).
- for breeding animals that have arisen from Embryo Transplant (ET), the following additional records are required:
 - the characteristics of the genetic parents, the recipient animal and the embryo
 - the date of implantation
 - dates of collection and transfer of the embryo
 - Data to genetic features and hereditary defects
 - documentation of anomalies and phenotypic malformations

4.2 Identity protection/parentage identification

Approved methods

To verify parentage, procedures based on DNA-microsatellites and blood typing or a method based on Single Nucleotide Polymorphisms (SNP) typing are permitted, provided that the minimum standards set by the International Society for Animal Genetics (ISAG) are complied with.

4.3 Measures for Pedigree Protection

Sire Verification

The Society undertakes sire verification and carries out myostatin testing on all bull calves registered.

The methods of sampling are by two methods and breeders are welcome to choose which method is the most appropriate for their system. The recognised methods are:

a) Tissue sample retrieved through a recognised DNA sample approved ear tag. A small sample of ear tissue is taken at tagging with the animal's identity included on the sample tube that is integrated within the ear tag. These samples are submitted to a DNA provider for a SNP profile to be generated.

b) A Hair sample can be retrieved by pulling hairs from the tail switch and the sample taken is recommended to have 50 – 60 hairs with visible hair roots attached to provide sufficient material to run a SNP profile. The sample should then be sealed in a plastic bag and submitted to a DNA provider for a profile to be generated.

The information generated forms a SNP profile and is given an ID number which is stored by the Society as a reference for that animal. The reference is noted on pedigree certificates and Zootechnical certificates which are generated by the society (see note 11 for further information on zootechnical certificates).

Any animals who cannot be parentage verified by DNA sampling are automatically deregistered from the herd book. Any bulls who are tested and are returned as double Myostatin carriers are also deregistered.

Insemination/Mating with different bulls within one heat period

If on testing no match can be made to the SNP profile, then these are run against up to five alternative sire suggestions. If there is no result following that investigation the animal is deregistered from the herd book.

Gestation length

The paternal ancestry is only considered to be secure if through a single mating. Should the gestation length be shorter or longer than 265 to 305 days, from the recorded mating date, a sire verification test will confirm the sire in any case of doubt.

Routine and occasion-related verification of parentage

If a member does not fulfil their obligation to check the parentage or if the lineage proves to be false, another 2 animals of the year will be examined. If they do not have a proven, the entire year is checked for paternal descent. The costs of these additional tests are borne by the breeder; the same applies in the case that the parentage proves to be false.

Any animals who fail to be parentage verified will be removed from the herd book.

The Society or the appointed technical committee is at any time entitled to carry out further measures for the examination of the parentage verification with the aid of recognized procedures according to No. 5.5, if the present parentage is due to

- Disagreements in the documentation submitted by the breeder
- Delayed calf notifications
- Other substantiated cases of doubt on the accuracy of the information

If the parentage cannot be confirmed, the affected animals would be immediately removed from the herd book and the registration and pedigree cancelled.

5. System for recording pedigrees

5.1 Entry in the main section

The Aberdeen Angus Cattle Society herd book is listed in alphabetical order by breeder. All animals in the ownership of the breeder are listed below their name and prefixed by their herd name. The animals are further divided by Males registered and Females registered in the list by age oldest first. Each animal is identified by its unique tag number and its name.

To qualify for entry into the main section of the herd book, an animal shall be:

- Descended from parents and grandparents that are registered in the main section of the Aberdeen Angus Cattle Society herd book or an equivalent herd book for the breed, Aberdeen Angus;
- Identified at birth in accordance with Union animal health law; and
- Have a pedigree established in accordance with the rules set out in this breeding programme.

Additionally, in the herd book, bulls are entered at the request of the breeders anytime from birth, if all requirements for the association recognition according to No. 6.1 are fulfilled and the relevant fees paid.

5.2 Herd book enrolment

Management of the herd book

The management of the herd book takes place according to the rules laid down in the Articles of Association and Bye Laws of the society which are issued annually to all members. These are available at:

<https://www.aberdeen-angus.co.uk/wp-content/uploads/2019/02/ArticlesofAssociation.pdf>

<https://www.aberdeen-angus.co.uk/wp-content/uploads/2019/02/Bye-Laws-Text-2016-Nov-2016-updated-16th-Jan-2018.pdf>

5.3 Content of the herd book

For entry into the herd book the Aberdeen Angus Cattle Society must have recorded the following information for each registered breeding animal:

- a) Name and address of the breeder, and where applicable, the owner if different from the breeder;
- b) Birth date and birth country of the breeding animal;
- c) Gender of the breeding animal;
- d) Ear tag number of the pedigree animal, its parents and grandparents;
- e) For breeding animals resulting from embryo transfer: genetic parents and their DNA-microsatellites or blood groups or other Society approved methods of ancestry security according to No. 5.5;
- f) For breeding animals whose semen are to be used for artificial insemination: their DNA-microsatellites or blood groups or other association-approved methods of ancestry security according to No. 5.5;
- g) A zootechnical certificate will be issued which will state the pedigree of the animal with the lineage traced back to grandparents at a minimum. The certificate will include the following information:

- a) Birth notification and ear tag of the offspring;
- b) Genetic characteristics and hereditary defects of the animal itself;
- c) all results of the performance tests known to the association, including the date and the latest breeding value estimation; and
- d) the date of issue of the certificate.

Changes are made by authorised persons only and will be documented.

Herd book data from animals that are entered in an equivalent herd book of the breed and whose data are required for the registration of the offspring at the Society will be taken after presentation of a valid zootechnical certificate.

For animals of members who have ceased their membership or have been excluded, their animals will not be entered into the herd book.

5.4 Herd book classification

The herd book for the Aberdeen Angus is published annually, the list of breeders is in alphabetical order by family name and the list of registered animals for that year is listed separately, males and females by age for the year. We have codes to differentiate animals got by Artificial Insemination (AI) and Embryo Transplant (ET). Any animal in the herd book which has been derived by either technology is signified in the name line by the wording (Got by AI) or (Got by ET)

The assignment of the breeding animals to a department or class is explained in section 5 and takes place at the time of registration, taking into consideration the parentage and performance. The Main herdbook is divided into sections for ease of use, UK breeders and overseas breeders. The supplementary register is also split into two sections as explained in Section 8 of the breeding programme

5.5 (Data and deadlines for notification)

Each member/breeder is obliged to report all calving of cows kept in the herd book and thus the calves including stillbirths.

Birth notifications

Birth notifications must be reported to the Society, completely and correctly, after notification of calf in accordance with the Articles of Association and the Bye Laws and be notified to the Society no later than 27 days after birth.

The birth announcement must contain the following information:

- ear tag of the calf (except stillbirths);
- breed, gender and birth date;
- level of assistance at calving on a score of 1-6, one being no assistance and 6 being Caesarean section;
- birth weight;

- ear tag or insemination number of the sire and ear tag of the dam;
- insemination data or mating data;
- name and address of the owner.

Mating data

At the latest, with the birth announcement, the mating data must be reported to the Society. Owner inventory Artificial Insemination (AI) are obliged to report data of all performed inseminations to the Society.

When buying-in semen from AI companies out with the UK the breeding certificate for the semen must be presented.

Deadlines

Deadlines for the transmission/notification of data to the breeding association through the owner

Type	Deadline
Birth notification (intimation)	Up to 27 days from birth
Registration	Up to 6 months with late fees
Mating data (natural mating or AI)	With birth notification

All additional data which are relevant for the management of the herd book must be entered.

Performance test data

A deadline for submission to the Society must be observed see No 5.5.

Accesses/Leavings

A deadline for transmission to the Society must be observed.

Exceeding the deadlines

If deadlines regarding birth registration and insemination data are exceeded or the notifications are made incorrectly, a parentage check can be ordered by the Society to validate the information. Late fees and fines are applied to late entry of data.

Details of the financial penalties can be found here,

<https://www.aberdeen-angus.co.uk/wp-content/uploads/2019/03/A-A-fees-and-charges-UK.pdf> £ Sterling fees

<https://www.aberdeen-angus.co.uk/wp-content/uploads/2019/02/Fees-and-Charges-EUROS-January-2019.pdf>

Herd book entry of purchased breeding animals

For entry of purchased breeding animals into the breeding book, a valid zootechnical certificate of the delivering breed society, at which the animal was last registered must be presented with the transfer of ownership documentation.

For pregnant animals, an “in calf” confirmation must be given (can be noted on the zootechnical certificate) as well as documents, from which the identity of the animal used for mating, should be stated.

Entry of breeding animals from embryo transfer

Animals arising from embryo transfer will in principle not be entered in the main section of the breeding book until the zootechnical certificate of the embryo and the result of the parental test has been made available and entry requirements met.

The Society identifies the offspring of embryo transplant animals in the herd book and on pedigree certificates by entering the letters (ET) to differentiate these animals from this of natural mating. The parentage test is performed as the normal procedure for high density SNP testing. With the entry into the breeding book each calf originating from embryo transfer gets the note ET. After the parentage verification check the final pedigree certificate will be issued and the animal will enter the herd book.

Herd book entry of imported animals and germinal products

Any animal or germinal product imported into the UK must be accompanied by the appropriate health certification and a zootechnical certificate.. On receipt of the aforementioned documentation, the animal or germinal product will be entered into the main section of the herd book, if they meet the herd book entry requirements, with a suffix after the Identification number (IMP) denoting “import”.

6. Selection and breeding objectives of the breeding Programme

6.1 Objectives of the breeding Programme:

Cattle are bred to meet the economic requirements of the suckler herd farms and the crossbreeding with Aberdeen- Angus bulls in dairy farms who seek short gestation period and easy calving traits from the breed. Breeding progress is aimed at, through performance testing and the application of Estimated Breeding Values (EBV), aiding selection. The aim is to speed up improvement and assist in targeted selection.

Pedigree breeders use and cross family pure bred lines and use genetics in the form of Semen or Embryos to bring in new blood to their herds and make improvements to their own herd performance and keep family lines open.

6.2 Selection

Society recognition of young bulls

For entry to the herd book, young bulls are admitted under the following criteria:

- Their parents and grandparents are registered in the herd book or equivalent herd book;
- A DNA sample of tissue or hair is available and whose paternal ancestry is via a society recognised ancestry procedure;
- The presence of the Myostatin variant gene F94L or nt821 and no more than a single version carrier of one or either of the two variants;
- Any double carriers of the Myostatin gene are not eligible to be registered and would be debarred from entering the herd book;
- The bulls are declared non carriers of any genetic defects outlined in the breeding programme.

Old bulls

- Bulls are admitted to the herd book and they are admitted for life with performance factors of the progeny being added to their Estimated Breeding Value (EBV) continually to monitor their performance over the future generations.

Female animals

- The exterior evaluation of the cows according to No. 7.2 is usually carried out after the first calving and reviewed over her lifetime the result of the latest evaluation is valid.
 - Also admitted are females imported from abroad which fulfil the other conditions for the exterior evaluation and whose 200 or 400-day weight has been established.
 - Females imported into the herd book may be subject to exterior assessment
- Stock bulls imported from out with the UK are subject to the same rules of entering the herd book along with performance testing and validated data from the county of origin. They must also be accompanied with a completed zootechnical certificate from an approved breed society from their country of origin.

7. Performance testing

7.1. Performance tests

The performance tests are carried out by the subsidiary of the Society Pedigree Cattle Services in association with Agricultural Business Research Institute (ABRI) the Globally recognised performance recording authority. The performance test data can be recorded as follows: -

1. Through trained staff or representatives of the Society
2. The herd owner submits data that can be randomly audited by independent agents

3. Combination of 1 and 2 above

If an owner control is conducted on weighing, the owner must notify the Society of the planned task and the Society may elect to have an auditor in attendance, but all performance data is verified at Scanning by an independent contractor.

7.2 Exterior/Exterior assessment

The desired frame should be considered in the exterior assessment according to the breed description in No. 1 of this document. The range of frame size is important as depending on the territory that the cattle are to be kept will govern the frame size that will work for the breeder.

The exterior assessment is carried out according to the uniform regulations and the assessment system of the National Bovine Data Centre. Points are awarded for the type of characteristics displayed by the animal and the animal is graded on its final score over the traits against the breed classification. The description of the scoring system that is used and delivered by independent assessors is below.

Beef Cattle Type Classification Guide

The precise description of each trait is well defined, and it is essential that the full range of linear scores to identify the intermediate and extremes of each trait be used. It is important to ensure you view the animal from all angles, considering the suggested reference points, to gain a rounded view of the animal's traits.



Trait	Reference Point	Score Breakdown	Reference Scale	Visual Aid
Body Traits				
Stature	Measured from the top of the spine to the ground.	1 Short 5 Intermediate 9 Tall	Breed specific scale. For example, score 1 represents 96cm for Dexter but 130cm for South Devon, and score 9 represents 120cm for Dexter but 154 for South Devon.	
Body Depth	Distance between top of spine and bottom of barrel at last rib – the deepest point, independent of stature.	1-3 Shallow 4-6 Intermediate 7-9 Deep	Optical in relation to the balance of the animal. Always look on the same side, because all cows are deeper on one side than the other.	
Chest Width	Measure from the inside surface between the top of the front legs.	1-3 Narrow 4-6 Intermediate 7-9 Wide		
Development of Hindquarters	Curve of the rear part of the cow.	1-3 Narrow (Concave) 4-6 Intermediate 7-9 Wide (Convex)		
Length from Withers to Pelvis (Hooks)	Distance between top of withers and start of the pelvis (hooks).	1-3 Short 4-6 Intermediate 7-9 Long		
Rump Width	Distance between the most posterior point of pin bones.	1-3 Narrow 4-6 Intermediate 7-9 Wide		

Beef Cattle Type Classification Guide



Trait	Reference Point	Score Breakdown	Reference Scale	Visual Aid
Rump Angle	Measured as the angle of the rump structure from hooks/hips to pins.	1 High Pins +4cm 5 Intermediate -4cm 9 Extreme Slope -12cm		
Feed & Legs Traits				
Locomotion	When walking, the use of legs, feet, length and direction of the step.	1-3 Severe Abduction and/or Short Stride 4-6 Slight Abduction and Medium Stride 7-9 No Abduction and Long Stride	9 = Foot A and B should respectively land in the footprint of C and D when the cow moves forward.	
Foot Angle	Angle at the front of the rear hoof measured from the floor to the hairline at the right hoof.	1-3 Very low 15° 4-6 Intermediate 45° 7-9 Very Steep 65°	If the Foot Angle is difficult to score, look at the angle of the hairline. In case of a significant difference between the left and the right leg, the worst/extreme side must be scored.	
Rear Leg Side View	Angle measured at the front of the hock.	1-3 Straight 160° 4-6 Intermediate 147° 7-9 Sickled 134°	In case of a significant difference between the left and the right leg, the worst/extreme side must be scored.	
Rear Leg Rear View	As measured from the rear.	1-3 Severely outward pointing toe with hocks in/touching 4-6 Slight toe out with hocks slightly further apart 7-9 Feet point forward with hocks straight from the rear	In case of a significant difference between the left and the right leg, the worst/extreme side must be scored.	

Beef Cattle Type Classification Guide



Trait	Reference Point	Score Breakdown	Reference Scale	Visual Aid
Mammary Traits				
Udder Depth	The distance from the lowest part of the udder floor to the hock.	1 Below hock 5 Intermediate 9 Shallow	Score 2 = level with the hock equal 0 cm.	
Fore Udder Attachment	The strength of attachment of the fore udder to the abdominal wall.	1-3 Weak and loose 4-6 Intermediate acceptable 7-9 Extremely strong and tight	In cases of significant difference in the quality of udder attachment of either side, the worst side must be scored. Only to be scored if the udder is healthy.	
Teat Length	The length of the front or the rear teat.	1-3 Short 4-6 Intermediate 7-9 Long	Score 1 = 1 cm & 9 = 9cm. 1 cm per point for front teats. 0.75 cm per point for rear teats.	

National Bovine Data Centre (NBDC) Contacts

Dr Darren Todd
Geneticist
01923 695275 | 07703 647139
darentodd@nbdc.uk

Claire Pascaretti
Breed Development Analyst
01923 695235 | 07712 322923
clairepascaretti@nbdc.uk

Meurig James
Head of Breed Development
07860 438510
meurigjames@nbdc.uk

The age of the animal must be taken into consideration when assigning classification score and composite box breakdown. This is a service available through the society and is not compulsory for members to subscribe to.

7.3 Growth performance test in the field

In suckler cow herds the birthweight, 200, 400- and 600-day weight, and slaughter weight where appropriate are taken into account in the performance data. The birth weight is required to determine the calculation of daily gain. Animals are scanned to ascertain Rib Eye measurements and area and marbling levels are considered. Weights at scanning are also recorded and the weights are compared to owner Inputs and corrected to the last age at weighing

7.4 Growth performance test on station

We have embarked with Scotland's Rural College (SRUC) on a number of options including a test batch of 800 Aberdeen Angus steers through a test station to establish feed efficiency traits and to be able to evaluate these meaningfully we need to continue with this until we reach a group of 1800 results to complete the Programme. This is an ongoing project looking at Feed Efficiency in the herd

7.5 Fertility

Fertility of individual animals is recorded and Birth weight, is recorded along with information on assistance given to the cow during birth this is carried through to the calving interval each year for the animal and it is given an EBV according to this information of performance.

If the birth weight is given it must be recorded and not estimated using either a scale or a weighing tape as provided by the Society with instructions for that purpose.

7.6 Verification

The Society has a policy of random inspections of herds to verify data submitted by owners in the form of every one hundredth calf registered triggers an inspection. The National Milk Records staff as independents check weigh animals look for signs of calving intervention equipment and evidence on the farm and in the herd of Caesarean procedures having taken place. A further DNA sample is taken on inspection of a test group for verification against the owner sample submission.

Performance test data

A deadline for submission to the association must be observed see No 5

Accesses/Leavings

A deadline for transmission to the Society must be observed.

7.7 Implementation of the breed evaluation

All data collected during performance of the breeding programme and performance testing are to be provided by the members of the Society and published for access by the membership. The results of the testing are available on the Aberdeen Angus Cattle

Society Website and are incorporated in the breed evaluation figures. The link to the section for animal enquiries is here.

<http://abri.une.edu.au/online/cgi-bin/i4.dll?1=3E37202F&2=2431&3=56&5=2B3C2B3C3A>

ABRI Australia is the contracted provider of software to measure and assist breed evaluation for the Aberdeen Angus Breed by the Society. A monthly update of the EBV figures is run and the values for each animal that is performance recorded is updated.

The latest results of breed evaluation are entered onto the Society web site and available to view but are not included in the herd book.

7.8 Breed evaluation EBV Terminal Index (Meat Traits)

The Aberdeen Angus Cattle Society, in consultation with ABRI, undertake a breed evaluation aided by the Best Linear Unbiased Prediction (BLUP). The relative breeding value of meat (EBV) is formed from the partial values of daily increase maternal, daily increase, four hundredth day weight and the muscling is scanned independently and corrected back to 400th day for consistency and comparison.

Breeding values on individual animals are available to all at the Society website shown starting from an accuracy percentage of 30% being relevant.

<http://abri.une.edu.au/online/cgi-bin/i4.dll?1=3E37202F&2=2431&3=56&5=2B3C2B3C3A>

(To find the pedigree and breeding values enter the animal's name or identification number to search for an individual animal.)

7.9 Breed evaluation Agricultural Breeding Research Institute (ABRI)

Estimated Breeding Values (EBV)

The estimated breeding value (EBV) is calculated by a worldwide accepted Programme taking the phenotypic data sets collected by our members and a prediction is made as to the likely performance using data from parents, grandparent and siblings. This data is then run to be updated on a monthly basis against the worldwide database and then through calculation corrected for country specific performance parameters.

This resource is used extensively by breeders to improve and make effective improvements on performance parameters within their herds.

7.10 Genetic specialties and hereditary defects

The Society sets the mandatory list of genetic defects for the Aberdeen Angus breed.

Class 1 genetic defects: Arthrogyposis Multiplex (AM) or Curly Calf Syndrome; Dwarfism; Fawn Calf Syndrome; Mannosidosis; Neuropathic Hydrocephalus (NH); Osteopetrosis (marble bone disease); and Syndactyly (mule foot). Any presence found of any of the class one defects will result in the animal being de-registered and removed from the herd book. Any resultant progeny will not be registered or entered into the herd book.

The list of genetic defects is part of the breeding programme. The procedure for the detection of genetic defects is based on scientifically approved principles and is not limited to certain groups. All animals in the herd book are subject to this rule. The results of tests carried out for genetic defects are declared on pedigree certificates and indicated on the zootechnical certificate.

7.11 Genetic specialties

Genetic specialties have no negative impact on the health or well-being of the carriers. All animals of the Aberdeen Angus bred are exclusively genetically polled. For the Aberdeen Angus breed, no other genetic peculiarities are currently known other than the Myostatin Variant presence which is associated with double muscling affecting meat quality and texture. This Gene does not affect the health and wellbeing of the animals.

7.12 Hereditary defects

For the breed Angus there are currently no genetic defects known that are characterised by their animal welfare relevance and/or economic importance in breeding and are considered accordingly in the breeding programme.

8. Supplementary sections of Herd Book

There is a supplementary section of the herd book that allows producers to grade up animals, as set out below.

There is an established procedure to ensure that any breeder wishing to grade up animals must follow to ensure that the results of the grading up programme are eligible to be entered into the main section of the herd book. Base stock must be inspected by a member of the Aberdeen Angus Council.

Cattle from the grading up process are entered into the supplementary register after the third cross with a registered pedigree bull given the process that is followed and regular herd inspections by Society representatives. The percentages of Aberdeen Angus in the generations would be as outlined in the table below.

Pure Bred Cross No.	3	4	5
Percentage Aberdeen Angus	87.5	93.75	96.9
Herd Book Section	Supplementary Appendix A	Supplementary Appendix B	Main Section

Any resultant bulls from the grading up process after the 3rd Cross can be registered as Pedigree as terminal sires for commercial use only and no progeny of the bulls from the programme can be used for pure bred breeding as no calves will be registered at any time.

9. Outsourcing to third parties

Through our subsidiary Pedigree Cattle Services our members are offered performance recording and performance evaluation to enhance selection tools through a software programme provided by ABRI, an Australian based specialist in Best Linear Unbiased Prediction tools. Breedplan promotes enhanced improved performance when making choices on animals for an individual member breeding programme.

<http://breedplan.une.edu.au/>

Weatherby's scientific are a specialist in the field of pedigree verification and is one of our providers who offer both parentage verification services, and when required the facility to collect genetic information to be incorporated into our Genomic Programme on higher density SNP tests going forward.

<http://weatherbysscientific.com>

Identigen are our second supplier of parentage verification and genomic information gathering who are very involved with the retailers in brand protection. We work with this company to assist in protecting the Aberdeen Angus brand and badge of quality from being compromised and assist in ensuring that our customers get premium authentic Aberdeen Angus Beef.

<https://identigen.com/en/>

Implementation of technical tasks within the breeding programme

Features / Type of implementation	Implementation through
1. Recording of the growth performance	Representative of the Society, or owner
2. Exterior assessment	Representative of the Society
3. Acquisition of fertility data	Owner of the cow
4. Acquisition of calving data	Owner of the cow
5. Acquisition of genetic specialties and hereditary defects	The acquisition of genetic specialties and hereditary defects takes places through the Society. The member is obliged to provide the association all test documents known for the management of the herd book.
6. Other commissions	--
7. Implementation of breeding value estimation	Pedigree Cattle Services Barbara@breedplan.co.uk

8. Management of the breeding book	Yvonne Buchanan-Aberdeen Angus Cattle Society yvonne@aberdeen-angus.co.uk
9. Lab test (identity check, genetic specialties...)	Identigen Ltd Contact – Anton Hoffland Wetherbys Scientific Contact – Ian Saunders Registrations Department AACCS Caroline@aberdeen-angus.co.uk Yvonne@aberdeen-angus.co.uk Fiona@aberdeen-angus.co.uk
Chief Executive Officer	Barrie@aberdeen-angus.co.uk

10. Regulations for animals from which breeding material is obtained

Breeding material may only be obtained from purebred breeding animals by approved semen companies or by approved ET-facilities.

Bulls collected for Artificial Insemination must be registered in the herd book or the herd book of an approved breeding body within the EU or a third country

For female animals from which ova or embryos are obtained, it is necessary to

- a DNA analysis or the result of another equivalent procedure according to No. 8.1 for verifying the identity of the offspring
- a result of the meat performance test if available
- a current zootechnical certificate is available.

11. Issuance of zootechnical certificates for purebred breeding animals

The issue of zootechnical certificates for purebred breeding animals is in accordance with the requirements of Regulation (EU) 2016/1012 and Implementing Regulation (EU) 2017/717.

The Aberdeen Angus Cattle Society has developed its zootechnical certificate to conform with the regulations. An example of the certificate is below within section 11.2.

11.1 Registration confirmations for animals

If the female animal was registered in the herd book of the breed before 01.01.2015, no zootechnical certificate is created unless this animal is sold or moved to another herd book.

The entry into the herd book is life-long unless it is subsequently found to be a carrier of any defects that would debar the animal from being there.

11.2 Zootechnical certificates for breeding material

The issuing of zootechnical certificates for breeding material (ova, embryos and semen) is carried out in accordance with (EU) 2016/1012 and (EU) 2017/717 directives. These are issued by the Aberdeen Angus Cattle Society.

Breeding material is accompanied by a zootechnical certificate, issued by the Aberdeen Angus Cattle Society. A zootechnical certificate will include a written record of the pedigree of the animal with the lineage traced back to grandparents at a minimum.

ABERDEEN-ANGUS CATTLE SOCIETY HERD BOOK								
<p>Zootechnical certificate, in accordance with Regulation (EU) 2016/1012, for trade in purebred breeding animals of the following species: (a) Bovine species (<i>Bos taurus</i>, <i>Bos indicus</i>, <i>Bubalus bubalis</i>)</p> <p>1. Name of issuing breed society/competent authority: ABERDEEN-ANGUS CATTLE SOCIETY Pedigree House, 6 Kings Place, Perth PH2 8AD Tel: +44 1738 62477 www.aberdeen-angus.co.uk</p> <p>2. Name of breeding book: Aberdeen-Angus Cattle</p> <p>3. Name of breed of purebred breeding animal: Aberdeen-Angus</p> <p>4. Class within the main section of the breeding book: PEDIGREE</p> <p>5. Sex of animal: MALE</p> <p>6. Breeding book number of animal: 135</p> <p>7. Identification of purebred breeding</p> <p>8. Identity verification: (W) 167119 672796</p> <p>7.1. System: Eartag</p> <p>8.1. Method: SNP</p> <p>7.2. Individual identification number: UK366823 500113</p> <p>8.2. Result: PV</p> <p>7.3. Animal health identification number:</p> <p>7.4. Animal name: RULL FLYNN K113 (ET)</p> <p>9. Date and country of birth of animal: 12.03.2010 GBR</p> <p>10. Name and address of breeder: MESSRS E A & M C JONES, PAULSLAND HOUSE, RULL LANE, CULLOMPTON, DEVON EX15 1NQ (4506)</p> <p>11. Name and address of owner: PAUL R JEENES ESQ, GRANDON MANOR FARM, GRANDON MANOR, FRIGGLE STREET, FROME, SOMERSET BA11 5LH</p> <p>12. The pedigree of the purebred breeding animal:</p> <table border="1"> <tr> <td> <p>12.1. Sire Breeding book number and section: UK182920 500409 MAIN SECTION - PEDIGREE Name: THE MOSS MR ESHTON D409 (ET)</p> </td> <td> <p>12.1.1. Paternal Grand sire Breeding book number and section: 12810693(US)28 MAIN SECTION - PEDIGREE Name: VERMILION DATELINE 7078 (SS) (IMP)</p> <p>12.1.2. Paternal Grand dam Breeding book number and section: 752828(CA)22 MAIN SECTION - PEDIGREE Name: DMM MISS ESSENCE 22B (ET) (IMP) (ET)</p> </td> <td> <p>12.1.1. Paternal Great-Grand sire 12015519(US)23 - PED Name: CONNELLY DATELINE (SS) (IMP)</p> <p>12.1.2. Paternal Great-Grand dam 12356378(US) - PED Name: VERMILION BLACKBIRD 5044</p> <p>12.1.2. Paternal Great-Grand sire 583058(CA)28 - PED Name: DMM ESSOTERIC 67R (SS) (IMP)</p> <p>12.1.2. Paternal Great-Grand dam 600915(CA) - PED Name: HEATHERDOWN MISSIE 26S</p> </td> </tr> <tr> <td> <p>12.2. Dam Breeding book number and section: UK542697 406334 MAIN SECTION - PEDIGREE Name: NETHERTON FLEUR D334 (ET)</p> </td> <td> <p>12.2.1. Maternal Grand sire Breeding book number and section: UK542697 100672 MAIN SECTION - PEDIGREE Name: NETHERTON ROYAL SOVEREIGN A072 (ET)</p> <p>12.2.2. Maternal Grand dam Breeding book number and section: UKPA012100298 MAIN SECTION - PEDIGREE Name: NETHERTON FLEUR Y298</p> </td> <td> <p>12.2.1. Paternal Great-Grand sire 11994601(US)22 - PED Name: TC STOCKMAN 365 (SS) (IMP) (ET)</p> <p>12.2.1. Paternal Great-Grand dam 13186193319(NZ)25 - PED Name: RANUI W 319 (ET) (IMP)</p> <p>12.2.2. Paternal Great-Grand sire 847963(CA)22 - PED Name: DALRENE CRUZ 11F (IMP)</p> <p>12.2.2. Paternal Great-Grand dam MOB.T34.19 - PED Name: NETHERTON FLEUR T34</p> </td> </tr> </table>			<p>12.1. Sire Breeding book number and section: UK182920 500409 MAIN SECTION - PEDIGREE Name: THE MOSS MR ESHTON D409 (ET)</p>	<p>12.1.1. Paternal Grand sire Breeding book number and section: 12810693(US)28 MAIN SECTION - PEDIGREE Name: VERMILION DATELINE 7078 (SS) (IMP)</p> <p>12.1.2. Paternal Grand dam Breeding book number and section: 752828(CA)22 MAIN SECTION - PEDIGREE Name: DMM MISS ESSENCE 22B (ET) (IMP) (ET)</p>	<p>12.1.1. Paternal Great-Grand sire 12015519(US)23 - PED Name: CONNELLY DATELINE (SS) (IMP)</p> <p>12.1.2. Paternal Great-Grand dam 12356378(US) - PED Name: VERMILION BLACKBIRD 5044</p> <p>12.1.2. Paternal Great-Grand sire 583058(CA)28 - PED Name: DMM ESSOTERIC 67R (SS) (IMP)</p> <p>12.1.2. Paternal Great-Grand dam 600915(CA) - PED Name: HEATHERDOWN MISSIE 26S</p>	<p>12.2. Dam Breeding book number and section: UK542697 406334 MAIN SECTION - PEDIGREE Name: NETHERTON FLEUR D334 (ET)</p>	<p>12.2.1. Maternal Grand sire Breeding book number and section: UK542697 100672 MAIN SECTION - PEDIGREE Name: NETHERTON ROYAL SOVEREIGN A072 (ET)</p> <p>12.2.2. Maternal Grand dam Breeding book number and section: UKPA012100298 MAIN SECTION - PEDIGREE Name: NETHERTON FLEUR Y298</p>	<p>12.2.1. Paternal Great-Grand sire 11994601(US)22 - PED Name: TC STOCKMAN 365 (SS) (IMP) (ET)</p> <p>12.2.1. Paternal Great-Grand dam 13186193319(NZ)25 - PED Name: RANUI W 319 (ET) (IMP)</p> <p>12.2.2. Paternal Great-Grand sire 847963(CA)22 - PED Name: DALRENE CRUZ 11F (IMP)</p> <p>12.2.2. Paternal Great-Grand dam MOB.T34.19 - PED Name: NETHERTON FLEUR T34</p>
<p>12.1. Sire Breeding book number and section: UK182920 500409 MAIN SECTION - PEDIGREE Name: THE MOSS MR ESHTON D409 (ET)</p>	<p>12.1.1. Paternal Grand sire Breeding book number and section: 12810693(US)28 MAIN SECTION - PEDIGREE Name: VERMILION DATELINE 7078 (SS) (IMP)</p> <p>12.1.2. Paternal Grand dam Breeding book number and section: 752828(CA)22 MAIN SECTION - PEDIGREE Name: DMM MISS ESSENCE 22B (ET) (IMP) (ET)</p>	<p>12.1.1. Paternal Great-Grand sire 12015519(US)23 - PED Name: CONNELLY DATELINE (SS) (IMP)</p> <p>12.1.2. Paternal Great-Grand dam 12356378(US) - PED Name: VERMILION BLACKBIRD 5044</p> <p>12.1.2. Paternal Great-Grand sire 583058(CA)28 - PED Name: DMM ESSOTERIC 67R (SS) (IMP)</p> <p>12.1.2. Paternal Great-Grand dam 600915(CA) - PED Name: HEATHERDOWN MISSIE 26S</p>						
<p>12.2. Dam Breeding book number and section: UK542697 406334 MAIN SECTION - PEDIGREE Name: NETHERTON FLEUR D334 (ET)</p>	<p>12.2.1. Maternal Grand sire Breeding book number and section: UK542697 100672 MAIN SECTION - PEDIGREE Name: NETHERTON ROYAL SOVEREIGN A072 (ET)</p> <p>12.2.2. Maternal Grand dam Breeding book number and section: UKPA012100298 MAIN SECTION - PEDIGREE Name: NETHERTON FLEUR Y298</p>	<p>12.2.1. Paternal Great-Grand sire 11994601(US)22 - PED Name: TC STOCKMAN 365 (SS) (IMP) (ET)</p> <p>12.2.1. Paternal Great-Grand dam 13186193319(NZ)25 - PED Name: RANUI W 319 (ET) (IMP)</p> <p>12.2.2. Paternal Great-Grand sire 847963(CA)22 - PED Name: DALRENE CRUZ 11F (IMP)</p> <p>12.2.2. Paternal Great-Grand dam MOB.T34.19 - PED Name: NETHERTON FLEUR T34</p>						
<p>13. Additional information</p> <p>13.1. Results of performance testing: http://abrl.uns.edu.au/online/cgi-bin/f4_d071+3E37202FA2-232F5F&3=5665+2B3C2B3CA6+2750582621242722D</p> <p>13.2. Up-to-date results of the genetic evaluation carried out test on: 12.08.2019</p> <p>13.3. Genetic defects and genetic peculiarities of the animal in relation to the breeding programme: MYOSTATIN NT821 - 0</p> <p>13.4. Other relevant information: Got by ET</p> <p>15.1. Done at: ABERDEEN-ANGUS CATTLE SOCIETY Pedigree House, 6 Kings Place, Perth PH2 8AD</p> <p>14. Insemination/dating 14.1. Date: N/A</p> <p>14.2. Identification of the fertilizing male 14.2.1. Individual identification number: N/A</p> <p>14.2.2. Name: N/A</p> <p>14.2.3. System of identity verification and result: N/A</p> <p>15.2. On: 17.05.2010</p> <p>15.4. </p>								

- with delivery of breeding material to other EU member states/ contracting states / third countries;
- with delivery to other breeding material companies outside the UK;
- with delivery of embryos to animal owners; and with delivery of semen to animal owners if required by them

The breeding certificate for semen and ova consists of:

1. Part A – copy of the breeding certificate of the donor animal issued by the Aberdeen Angus Cattle Society;
2. 2. Part B – Breeding certificate for the breeding material according to the exemplary (EU) 2017/717 issued by the Aberdeen Angus Cattle Society;
3. 3. The embryo breeding certificate consist of the copies of the breeding certificates for the donor animals issued by the Aberdeen Angus Cattle Society (parts A and B) and part C with the details for the embryo.

12. Dispute resolution/rules of procedure

The Aberdeen Angus Cattle Society is committed to equal and fair treatment of breeders and will enter into the breeding book animals of the same breed line or cross that are eligible for entry under the Society's breed criteria without discrimination on account of their country of origin.

Council reserves the right to check selected herds. The owner will be given 48 hours oral notice of the visit by the Inspector. An owner with a genuine reason is allowed an extra 24 hours for the inspection, otherwise an owner cannot refuse admission to the Inspector unless in the most exceptional circumstances. The society also has a system in place for random inspecting of herds and data where every 100th calf registered triggers an inspection requirement

If a Breeder refuses to co-operate in allowing an inspection for up to 3 weeks, all calves in the herd under 3 months of age (at the time of the first notification) could be banned from all Society run events for life and the herd banned from all Society events for two years and no herd book certificates will be printed for that herd until an inspection takes place at the breeder's expense.

When an Inspector on inspection finds that any of the rules of the society have been compromised a letter will be sent to the breeder within 20 working days of the inspection. Upon receipt of such written notification, which shall act as initial evidence of breach of the rules, the breeder shall have an agreed period of time including the date of the receipt of the written notification to make written submissions to the Society's representative and/or to produce any evidence in writing in support of any explanation that the breeder might wish to submit in defence of the initial findings purporting to a breach of any rule.

Should no such written submissions or evidence in writing aforesaid be made by the breeder within a period of five working days, then the initial finding of the Inspector shall be final and the Society's Council Representative shall submit the Inspector's findings to the Council of the

Society at their next meeting and they shall proceed to impose the sanctions as set out hereunder.

- (vi) Should the breeder make a written submission and/or produce any evidence in writing in support of any explanation that he/she might wish to submit in defence of the breach of any rule, within the agreed period, to the Society's representative / CEO appealing the Inspector's report, then such written submissions and/or written evidence together with the Inspector's report will be submitted to Council.
- (vii) The matter shall be initially considered by Council to determine as to whether the initial findings of the Inspectors report have been fully and satisfactorily rebutted and/or answered and/or explained by the Breeders written submissions and/or written evidence. Should they find that they have then the breeder shall be informed in writing and the matter ends.
- (viii) Should the Council not so find then the breeder shall be given an agreed period of time, minimum of fifteen working days' notice of time, place and date for the hearing of an Appeal before the Council or a sub-committee of at least 3 members of council (appointed by council) which shall be an Oral Hearing.
- (ix) The breeder has the opportunity prior of the assigned hearing date the breeder shall outline in writing the basis of his appeal, a list of witnesses intended to give evidence and a summary of their oral evidence and a copy of any Veterinary or other expert report upon which the breeder intends to rely. Failure to comply with this aspect of the Rule, in whole or in part shall leave the Council or their representatives with the discretion to allow or not to allow such undisclosed evidence to be allowed or not allowed at the hearing.
- (x) In the hearing of the appeal, which shall be in private, the rules of natural justice shall apply. There shall be no right to be legally represented by solicitor or barrister. The breeder may however nominate at least seven working days prior to the assigned date of the hearing another member of the society, a family member, a representative of a farm representative organisation, Agricultural Consultant or veterinary surgeon to represent him/her. The case against the breeder shall be made by the Inspector. Evidence shall not be taken under Oath or affirmation. The appeal hearing shall be chaired by the president or Chair of Technical Committee and otherwise if either of the above are unable to attend by a member of council (or sub-committee thereof) nominated by the chairman. The council (or sub-committee) hearing the appeal shall operate by simple majority and the chairman of the hearing shall have a casting vote. The decision of the council (or sub-committee) which shall be in writing may be reserved or given on the day of the hearing and shall be final.

In the operation of this procedure, there should be a rebuttable presumption that the findings of the Inspector on his inspection, regarding the age, weight, sex, tag number and all other such findings in the Inspector's initial report shall be correct and accurate.

For the purposes of this procedure all written notifications from the society to the member/breeder shall be by ordinary pre-paid certified post which shall be deemed to be received by the member/breeder in the ordinary course of post and all written notifications from the member/breeder to the society shall be by prepaid registered post addressed to the Society's registered office.

13. Approval date