



2020 BASEBALL MEDIA GUIDE

ARKANSAS



This is
BASEBALL

FACILITIES



ARKANSAS




RAZORBACKS

FOWLER FAMILY
BASEBALL AND TRACK TRAINING CENTER



The **first** of it's kind remains
College Baseball's **Pinnacle.**

VOTED #1 COLLEGE BALLPARK  BaseballAmerica



BAUM-WALKER STADIUM

TRADITION



2

SEC CHAMPIONSHIPS

6

SEC WEST TITLES

NCAA

2004
DIVISION I
BASEBALL
CHAMPIONSHIP



COLLEGE
WORLD SERIES
PARTICIPANT

2015
DIVISION I



BASEBALL
CHAMPIONSHIP

COLLEGE WORLD SERIES PARTICIPANT

NCAA

2018
DIVISION I



BASEBALL
CHAMPIONSHIP

10



APPEARANCES



2009 DIVISION



BASEBALL CHAMPIONS

GE WORLD



31



TOURNAMENTS



8



SUPER REGIONALS

1979 NATIONAL COLLEGIATE BASEBALL CHAMPIONSHIP SECOND PLACE TEAM



1987 NCAA DIVISION I BASEBALL CHAMPIONSHIP REGIONAL CHAMPION



WORLD SERIES PARTICIPANT

FIRST TIME IN  PROGRAM HISTORY

BACK-TO





O-BACK


T R I P S T O O M A H A

2018 **AND** 2019

BASEBALL PERFORMANCE CENTER

COMING 2021

Locker Room



Weight Room






Champions
Lobby



Players
Lounge



ARKANSAS BASEBALL (1-9)

Facilities.....	1
Back-to-Back	2-3
Tradition	4-5
Coming Soon	6-7
Table of Contents.....	8
Quick Facts.....	9

2020 RAZORBACKS (10-78)

Head Coach Dave Van Horn	11-15
Assistant Coach Nate Thompson	16-17
Assistant Coach Matt Hobbs.....	18-19
Clay Goodwin/Taylor Smart	20
Support Staff.....	21-22
Numerical Roster	24
Radio/TV Roster.....	25
Caleb Bolden	26-27
Jacob Burton.....	28-29
Marshall Denton	30-31
Christian Franklin.....	32-33
Matt Goodheart	34-35
Trey Harris	36-37
Liam Henry.....	38-39
Heston Kjerstad.....	40-41
Kevin Kopps	42-43
Casey Martin.....	44-45
Caden Monke.....	46-47
Jacob Nesbit	48-49
Connor Noland.....	50-51
Casey Opitz.....	52-53
Kole Ramage.....	54-55
Carter Sells.....	56-57
Collin Taylor.....	58-59
Evan Taylor	60-61
Elijah Trest	62-63
Zebulon Vermillion	64-65
Curtis Washington Jr.....	66-67
Patrick Wicklander.....	68-69
Redshirts/Newcomers	70-75
RBI Girls	76
Diamond Dolls.....	77
Captains.....	78

FACILITIES (79-85)

Baum Stadium History.....	80-82
Stadium Records.....	83
Fowler Family Training Center.....	84

2019 REVIEW (86-98)

Results	87
Game Highs.....	88
Overall Stats.....	89
SEC Stats.....	90
Game-by-Game Hitting.....	91
Game-by-Game Pitching	92
Defensive Starting Lineups.....	93
Game-by-Game Batting Order.....	94
Home Run Chart.....	95
Miscellaneous Stats	96
SEC Review.....	97
SEC Team Stats	98

HISTORY & RECORDS (99-170)

Arkansas Baseball History	100-103
1979 College World Series Team	104
1985 College World Series Team	105
1987 College World Series Team	106
1989 College World Series Team	107
2004 College World Series Team.....	108
2009 College World Series Team.....	109
2012 College World Series Team	110
2015 College World Series Team	111
2018 College World Series Team	112
2019 College World Series Team	113
NCAA Tournament History	114-115
Conference Tournament History.....	116
All-Americans.....	117
All-Conference Selections.....	118
All-SWC/All-Tournament.....	119
MLB Draft Picks.....	120-121
#ProHogs	122
All-Time Lettermen.....	123-127
Team Records.....	128-132
Individual Records.....	133
Career Batting Records.....	134
Season Batting Records.....	135

CREDITS

EDITORIAL
Arkansas Communications Department

EDITOR
Michael Minshew

COVER & SPREAD DESIGNS
A.J. Enloe

ASSISTANT EDITORS
Kevin Trainor, Kyle Parkinson, Mike Cawood, Mario Bravante, Jessica Roberson, Mary Lynn Gibson, Jimmy Sanchez, Taylor McGillis, John Thomas, Jeri Thorpe

PRINTING
Just-Us Printers, Inc., Springdale, Ark.

PHOTOGRAPHY
Walt Beazley

CONTRIBUTING PHOTOGRAPHY
Gunnar Rathbun, Rhett Hutchins, Danny Parker, Pete Emerson, Michael Zagaris, Ron Vesely, Miles Kennedy, Skip Milos, Mark Cunningham, Detroit Tigers, Boston Red Sox, Chicago White Sox, Miami Marlins, Cincinnati Reds, Minnesota Twins, Tampa Bay Rays

All names, nicknames, logos and other indicia referring to the University of Arkansas are trademarks owned and protected by the university. Any unauthorized use of the university's trademark is strictly prohibited.

Career Pitching Records	136
Season Pitching Records/Freshman Records...137	
Year-by-Year Results	138
Record by Date	139
Year-by-Year Hitting.....	140
Year-by-Year Pitching	141
Year-by-Year Leaders.....	142-143
Arkansas vs. All Opponents	144
Game-by-Game Series Results.....	145-161
All-Time Results	162-172

THE UNIVERSITY (173-186)

Razorback Communications.....	174
Razorback Sports Properties	175
The Southeastern Conference	176
2020 SEC Tournament	177
Chancellor Dr. Joseph E. Steinmetz.....	178
Faculty Representative Gerald Jordan.....	179
University Leadership	179
Director of Athletics Hunter Yurachek	180-181
Senior Staff.....	182
Head Coaches	183
Baseball Support Staff	184
Razorback Foundation, Inc.....	185
#ProHogs	186

Pictured on cover (from L to R) - Heston Kjerstad, Casey Martin, Patrick Wicklander, Connor Noland

GENERAL INFORMATION

Location..... Fayetteville, Arkansas
 Founded.....1871
 Enrollment.....27,558
 Nickname..... Razorbacks
 School Colors..... Cardinal (PMS 201) and White
 Conference..... Southeastern (Western Division)
 System President..... Dr. Donald R. Bobbitt (Arkansas, 1980)
 Chancellor..... Dr. Joseph E. Steinmetz (Central Michigan, 1977)
 Athletic Director..... Hunter Yurachek (Guilford College, 1990)
 Faculty Athletic Rep..... Gerald Jordan (Arkansas, 1970)
 Athletics Website..... ArkansasRazorbacks.com
 Ticket Office Phone..... (479) 575-5151
 Athletic Department Phone..... (479) 575-6533

BAUM-WALKER STADIUM

Home Facility..... Baum-Walker Stadium at George Cole Field
 Capacity.....10,737 (8,237 Chairbacks)
 Largest Crowd.....12,167 vs. Missouri State (June 6, 2015)
 Stadium Opening.....April 13, 1996
 Dedication..... May 3, 1996
 Field Dimensions..... LL - 320, LC - 375, CF - 400, RC - 365, RL - 312
 Surface.....Grass

COACHING STAFF

Head Coach.....Dave Van Horn (Arkansas, 1988)
 Record at Arkansas.....689-384 (17 seasons, .642)
 Overall Division I Record.....1,009-541 (25 seasons, .651)
 Overall as a Head Coach.....1,274-624 (31 seasons, .671)
 Van Horn's DI Postseason App. (Total/at UA).....20/16
 Van Horn's College World Series Appearances.....8
 (Neb: 2001, 2002; Ark: 2004, 2009, 2012, 2015, 2018, 2019)
 Assistant Coach/Recruiting Coordinator.....Nate Thompson (Dallas Baptist, 2006)
 Pitching Coach..... Matt Hobbs (Missouri, 2002)
 Volunteer Assistant Coach.....Taylor Smart (Tennessee, 2017)
 Student Assistants.....Harrison Heffley, DJ Baxendale, Kacey Murphy
 Dir. of Baseball Operations.....Clay Goodwin (Arkansas, 2005)
 Athletic Trainer.....Corey Wood (East Carolina, 2008)
 Strength & Conditioning.....Blaine Kinsley (Lenoir-Rhyne, 2010)
 Director of Video and Scouting.....Zach Barr
 Graduate Managers.....Phil Cebuhar
 Managers.....Caleb Petrie
Chandler Tolbert
Sean O'Neill
Josh Langham
John McElroy

HISTORY

First Year of Arkansas Baseball.....1897
 Years of Varsity Baseball at Arkansas.....97
 (1897, 1901-03, 05, 08-16, 19-20, 22-29, 47-19)
 All-Time Program Record.....2,242-1,404-6 (.615)
 All-Time Conference Record/Years.....SEC: 417-393 (.515)/28
 SWC: 264-205 (.563)/24
 Combined: 681-598 (.532)/52
 Conference Titles/Years.....SEC Overall: 2/1999, 2004
 SEC Western Division: 6/1999, 2004, 2007, 2011, 2018, 2019
 SWC: 2/1989, 1990
 Conference Tournament Record/Years.....SEC: 34-42 (.447)/24
 SWC: 18-25 (.419)/14
 Combined: 52-67 (.437)/38
 Conference Tournament Titles/Years.....SEC: None
 SWC: 1/1985
 NCAA Postseason Appearances.....31
 (1973, 79-80, 83, 85-90, 95-96, 98-99, 2002-15, 2017-19)
 NCAA Postseason Record.....88-69 (.561)
 College World Series Appearances.....10
 (1979, 1985, 1987, 1989, 2004, 2009, 2012, 2015, 2018, 2019)
 College World Series Record.....15-20 (.429)
 NCAA Super Regional Appearances.....8
 (2002, 2004, 2009, 2010, 2012, 2015, 2018, 2019)
 NCAA Super Regional Record.....13-8 (.619)
 NCAA Regional Appearances.....30
 NCAA Regional Record.....60-41 (.594)
 Overall NCAA Regional Hosts.....8 (1999, 2004, 2006, 2007, 2010, 2017, 2018, 2019)
 Best NCAA Finish.....1979 and 2018 National Runner-up

TEAM INFORMATION

2019 Overall Record.....46-20
 Home.....33-7
 Away.....12-9
 Neutral.....1-4
 SEC Record.....20-10
 SEC Tournament.....1-2
 SEC Finish.....T-1st, SEC Western Division
 Postseason.....5-3
 Lettermen Returning/Lost.....24/15
 Position Starters (including DH) Returning/Lost.....6/3
 Pitchers Returning/Lost.....15/6
 Newcomers.....19

TOP RETURNING PLAYERS

Matt Goodheart	INF/OF	Jr.	.345 BA, 70 H, 16 2B, 2 3B, 5 HR, 47 RBI
Heston Kjerstad	OF	Jr.	.327 BA, 87 H, 13 2B, 1 3B, 17 HR, 51 RBI
Casey Martin	INF	Jr.	.286 BA, 81 H, 21 2B, 4 3B, 15 HR, 57 RBI
Christian Franklin	OF	So.	.274 BA, 55 H, 8 2B, 1 3B, 6 HR, 34 RBI
Jacob Nesbit	INF	R-So.	.255 BA, 54 H, 10 2B, 0 3B, 3 HR, 42 RBI
Casey Opitz	C	Jr.	.243 BA, 43 H, 3 2B, 0 3B, 3 HR, 33 RBI

TOP RETURNING PITCHERS

Connor Noland	RHP	So.	3-5, 4.02 ERA, 78.1 IP, 55 K, 0 SV
Patrick Wicklander	LHP	So.	6-2, 4.32 ERA, 66.2 IP, 90 K, 0 SV
Zebulon Vermillion	RHP	Jr.	4-1, 3.63 ERA, 22.1 IP, 21 K, 1 SV
Kevin Kopps	RHP	R-Jr.	6-3, 3.89 ERA, 41.2 IP, 52 K, 0 SV
Collin Taylor	RHP	R-Jr.	0-0, 4.05 ERA, 6.2 IP, 3 K, 0 SV
Liam Henry	LHP	So.	0-1, 4.32 ERA, 8.1 IP, 7 K, 0 SV

TOP NEWCOMERS

Cole Austin	INF	R-Sr.	Kennesaw, Ga. (Arizona State)
Braydon Webb	INF/OF	R-Jr.	McKinney, Texas (Grayson CC)
Blake Adams	RHP/OF	Fr.	Springdale, Ark. (Har-Ber HS)
Robert Moore	INF	Fr.	Leawood, Kan. (Mission East HS)
Peyton Pallette	RHP	Fr.	Benton, Ark. (Benton HS)
Zack Morris	LHP	Fr.	Cabot, Ark. (Cabot HS)



As a sophomore in 2019, Matt Goodheart led an Arkansas offense (.345 avg.) that hit .298 as a unit with 88 home runs, launching five of his own.

2020 RAZORBACKS



|| COACHING STAFF



DAVE VAN HORN

**Head Coach • 18th Season • 4 SEC Championships
8 Career CWS Appearances • 20 Career NCAA Appearances**

2

After 17 years as head coach of the Razorback Baseball program, Dave Van Horn has continued to elevate Arkansas into one of the nation's premier teams year in and year out. Over his 17 seasons as head Hog, Van Horn has led Arkansas to six College World Series appearances, 16 NCAA Tournament berths, one Southeastern Conference overall title, five SEC Western Division championships and a total of 689 wins, averaging more than 40 wins a season.

Ever since returning to his alma mater in 2003 to take over for retiring SEC legend Norm DeBriyn, Van Horn has continued to successfully field nationally competitive teams, while also grooming numerous All-Americans, all-conference and future Major League players.

Under his guidance, 28 Razorbacks have been named All-Americans, 42 as All-SEC players, and 109 have been picked in the MLB Draft. Those draft picks are the third-most among all active head coaches in the SEC.

Van Horn is the second-winningest coach in Arkansas history with 689 wins entering the 2020 season. In 2018, with a win at San Diego State, Van Horn became only the second active head coach in the SEC with 600 or more wins at their current school.

Including his years at Nebraska, Northwestern State and Central Missouri State, Van Horn has racked up 1,060 wins at four-year institutions, which is 15th-most among all active coaches. He is also one of 10 active coaches with 1,000 or more wins at four-year schools.

The highly decorated coach has both individual and team honors throughout his 31-year coaching resume, beginning at Texarkana (Texas) Community College all the way through the present. Individually, he has been named national coach of the year twice, regional coach of the year twice and conference coach of the year four times. His teams have made eight College World Series appearances, tying for the most among all active head coaches, won five outright conference championships, a Division II National Championship and made 19 trips to the NCAA Tournament in the last 20 years. Van Horn is one of only 11 coaches in NCAA history to lead two programs to the College World Series.

Since joining the Razorbacks as head coach, Van Horn has led his teams to an SEC Championship, five SEC Western Division titles, 17 NCAA Tournament berths and six College World Series appearances. His players have earned 28 All-America honors, 42 All-SEC nods, 123 SEC Academic Honor Roll spots and 14 Academic All-District accolades. Not resting on his laurels, Van Horn has kept his competitive juices flowing as he seeks to bring a national championship to his alma mater.

Not only have his players flourished in collegiate baseball, but several have gone on to solid professional baseball careers. More than 117 former players have signed professional contracts, including former Razorback standouts Dallas Keuchel, James McCann, Andrew Benintendi, Logan Forsythe, Drew Smyly, Brett Eibner, Craig Gentry, Mike Bolsinger, Zack Cox, and Jess Todd.

This year, there are seven former Hogs that are on active MLB rosters, including Brian Anderson (Miami), Andrew Benintendi (Boston), Logan Forsythe (LA Dodgers), Craig Gentry (Baltimore), Dallas Keuchel (Chicago WS), James McCann (Chicago WS), and Blake Parker (LA Angels). Keuchel became the second Razorback to win a Cy Young Award when he won the AL Cy Young Award following a spectacular 2015 season and won his first World Series with the Astros in 2017.

Benintendi, another Van Horn pupil that has taken the MLB scene by storm, shows the caliber of players coming out of Arkansas isn't slowing down. After a meteoric rise through the minor league ranks, Benintendi has already played in three postseasons with the Boston Red Sox and finished second in the American League Rookie of the Year voting in 2018. The former Hog hit 20 home runs and stole 20 bases in 2017 to become the youngest left fielder to achieve the feat since Barry Bonds in 1987. He was also the third Red Sox rookie to have that kind of campaign, joining Normal Garciaparra and Ellis Burks.


Van Horn was successful from the moment he took over the program from legendary head coach Norm DeBriyn in 2003. During his first season, Van Horn guided his inaugural squad to both the SEC and NCAA Tournaments. His team was ranked in all four major baseball polls throughout the year and picked up series wins at No. 6 South Carolina and No. 5 Auburn.

The success of the program and Van Horn's no-nonsense approach to his team has endeared him to the Razorback faithful. The Arkansas fan base has grown steadily since Van Horn was given the reins of the program and three renovations have been completed at Baum Stadium since his arrival to accommodate the growing numbers.

For the 15th-straight year, Arkansas placed in the top five of the nation in total and average attendance after the 2019 season. With 8,719 fans per game over 40 home dates, a total of 348,775 fans visited Baum Stadium, good for third & fourth in the country, respectively.

Baum Stadium, already one of the nicest collegiate baseball parks in the nation, has grown with the addition of nearly 5,000 chair back seats, 32 luxury boxes and now has a capacity of 10,737. Prior to the 2016 season, a 71 by 25 + foot videoboard was installed to dramatically improve in-game experience and is one of the largest videoboards in the country.

2020 RAZORBACKS



A || DAVE VAN HORN

One of the things that Van Horn is known for is recruiting fundamental players and molding them into the stars of tomorrow. In his first season with Arkansas, only two Razorbacks were taken in the Major League Baseball first year player draft. That number has grown significantly over the years with a school-record 11 players being drafted in the 2013 MLB Draft. Five of Arkansas' stars, Nick Schmidt (2007), Logan Forsythe (2008), Zack Cox (2010), Ryne Stanek (2013) and Andrew Benintendi (2015) were selected in the first round of the draft and 45 players have been picked in the first 10 rounds since he took over, with Dominic Fletcher (2nd, Arizona), Isaiah Campbell (2nd, Seattle), Matt Cronin (4th, Washington), Jack Kenley (8th, Detroit), Jacob Kostyshock (8th, Colorado) and Cody Scroggins (9th, Boston) all going in the top 10 rounds in the 2019 draft.

In 2019, Van Horn's Hogs put together another stellar campaign, ending in a 46-20 overall record, with a whopping 33 wins coming at Baum-Walker Stadium. The Razorbacks went 20-10 in conference action, claiming a share of the SEC West Division title and the No. 2 overall seed in the SEC Tournament.

Arkansas was selected as one of eight national seeds to host throughout the NCAA Regionals and NCAA Super Regionals, slotted at fifth for the second consecutive season. It was the eighth time Baum Stadium was selected as a postseason host site and first time in program history to do so in three-straight seasons.

The Razorbacks blew through regional action with an 11-5 win over Central Connecticut, followed by a pair of 3-1 & 6-0 victories over TCU for a sweep of opening weekend of postseason play. Arkansas faced a familiar foe in the Super Regional round, taking on Ole Miss in Fayetteville, rolling in game one, 11-2. After falling, 13-5, in game two, the Razorbacks pounced on the Rebels early in the winner-take-all contest and made Baum-Walker Stadium party central, finishing off Ole Miss, 14-1, to clinch a berth to the College World Series.

Van Horn made his eighth overall appearance in Omaha, sixth with the Hogs, giving Arkansas 10 trips in its illustrious history. It was the first time Arkansas had made the College World Series in back-to-back years.

The 2019 squad was a special group, as a program-high nine All-SEC honorees, with six earning second team honors: Trevor Ezell (1B), Casey Martin (SS), Dominic Fletcher (OF), Heston Kjerstad (OF), Matt Goodheart (DH) & Matt Cronin (RP), three on the all-freshman team: Patrick Wicklander (SP), Connor Noland (SP) & Christian Franklin (OF), with Ezell and Fletcher also landing on the SEC All-Defensive Team. Senior starting pitcher Isaiah Campbell was a consensus All-American, earning first team honors from the ABCA to go with his five second team accolades. He was joined by Matt Cronin with five All-America awards, one for Jack Kenley and a Freshman All-America nod for Connor Noland.

The 2018 season was, arguably, Van Horn's best as the Razorback skipper, winning 48 games and reaching the College World Series Finals for the first time in his career and second time in program history (1979). The 48 wins was the most for any Van Horn-led team in Arkansas history and the Hogs made a near impeccable run through the NCAA Tournament.

The Razorbacks, the No. 5 overall seed, went a perfect 3-0 through the NCAA Fayetteville Regional last year defeating Oral Roberts, Southern Miss, and Dallas Baptist to reach its seventh NCAA Super Regional in school history. In the next week, the Hogs secured their spot in Omaha for the ninth time in school history, winning a three-game series with SEC-foe South Carolina, 2-1.

In Omaha, Arkansas barreled through the winner's bracket, defeating Texas, Texas Tech, and defending national-champion Florida for a spot in the finals. Arkansas won the first game of the finals against Oregon State, but the Beavers came out on top in games two and three. Nonetheless, the state of Arkansas was well-represented on the national stage as the Razorbacks are now one of only 13 teams with five or more College World Series appearances since the year 2000.

Seven different Razorbacks earned either All-American or All-SEC status at the end of the season, including Carson Shaddy, Heston Kjerstad, Blaine Knight, Casey Martin, Eric Cole, Grant Koch, and Dominic Fletcher.

Shaddy was named an All-America Third Team player by D1Baseball.com and was the only All-SEC first teamer on the team. Right-handed pitcher Blaine Knight was named a First Team All-American by D1Baseball.com and Second Team All-American by the National College Baseball Writers' Association (NCBWA). Heston Kjerstad and Casey Martin both turned in one of the best seasons by a freshman duo in the nation and were named consensus All-Americans by Collegiate Baseball, the NCBWA, and D1Baseball.com.

Along with the numerous postseason honors, Kjerstad was named the SEC Freshman of the Year after hitting .332 over 69 games with an Arkansas freshman record 87 hits, 14 home runs, and

145 total bases. Martin turned in nearly identical numbers, leading the team with a .345 average over 67 games and matching Kjerstad with 87 hits of his own. He hit 13 home runs and drove in 49 RBIs, while stealing eight bases.

A year after missing the NCAA Tournament for the first time since becoming head coach at Arkansas, Van Horn was determined to not only right the ship in 2017, but return to the high level of success that the Razorbacks have enjoyed for decades.

A 19-game turnaround translated to a 45-win season for the Razorbacks, their seventh 40-win season in the last 10 years. Arkansas also hosted an NCAA Regional for the first time since 2010, reaching the final game against Missouri State in what was the sixth regional ever played at Baum Stadium.

A pivotal part of the season that led to that regional host came in the final month at the SEC Tournament. After multiple delays led to Arkansas not even playing its first game until two days after the scheduled date, the Hogs battled back from a first round loss to Mississippi State to run the table and reach the tournament final for the first time since 2007 and fourth time in school history.

The tournament turned out to be the Chad Spanberger show as he earned tournament MVP honors with two multi-home run games and tournament single-game records for home runs (3 vs. Auburn) and RBIs (7 vs. Auburn). In the five games of the tournament, Spanberger led all players with 10 RBIs, three doubles, five home runs, and 26 total bases.

Arkansas led all SEC teams during the season and finished tied for ninth in the nation with 83 home runs. Spanberger led the team with 20 home runs, good for second in the SEC and ninth in the nation. He was just the sixth player in program history to hit 20 or more home runs in a single season.

Across the board, Arkansas' hitters were among the best in the country in 2017. Joining Spanberger, catcher Grant Koch (13), and outfielder Dominic Fletcher (12) also hit 10 or more home runs making Arkansas one of two teams in the SEC to have three players with 10 or more home runs. For Fletcher, his 12 home runs were just one less than the Arkansas freshman record for home runs in a season as he not only earned a SEC All-Freshman Team nod, but was also named a Freshman All-American by the National College Baseball Writer's Association (NCBWA) and Baseball America.

With the monstrous final month performance by Spanberger, he joined five other Razorbacks that were drafted in the 2017 MLB First-Year Player Draft. Trevor Stephan (3rd round, New York Yankees) led the class, followed by Spanberger (6th round, Colorado), Cannon Chadwick (9th round, New York Mets), Dominic Taccolini (10th round, San Diego), Blaine Knight (29th round, Texas), and Josh Alberius (36th round, Miami). Knight opted to return to Fayetteville for his junior season.

The 2015 season might have been one of the most memorable in Razorback history. Arkansas rebounding from a 15-15 record on April 4 to win 18 of their final 25 regular season games and surge into postseason play. After going 2-2 in the SEC Tournament, the Hogs became one of five teams in the country to advance to 14 consecutive NCAA Tournaments, claiming the No. 2 seed in the Stillwater Regional hosted by Oklahoma State.



In what is likely Van Horn's best coaching job in his 27-year career, the Razorbacks went 3-0 in the Stillwater Regional and came back home to host the second Super Regional in program history, knocking off Missouri State in three games for the most improbable College World Series appearance in Arkansas' storied history. Van Horn made his sixth trip to Omaha, including his fourth as the Razorback skipper. He currently has the second-most College World Series appearances among all head coaches in the SEC.

During the run to Omaha, sophomore outfielder Andrew Benintendi put together arguably the finest season in Razorback history. Benintendi became the first Arkansas player to win the Golden Spikes Award, given annually to the nation's best amateur player. He also won the Dick Howser Trophy and was named Baseball America Player of the Year and Collegiate Baseball Player of the Year as the nation's best collegiate player.

Benintendi became just the third player in SEC history to lead the league in home runs and batting average as he joined Rafael Palmeiro (Mississippi State, 1984) and Jeff Abbott (Kentucky, 1994) as the only players in conference history to accomplish the feat. He became the first player in school history to lead the nation in home runs (20) and became the first Division I player since 2009 to hit 20 home runs and steal 20 bases in one season. His historic season was capped by being selected No. 7 overall by the Boston Red Sox in the 2015 MLB Draft, the highest a Razorback has been drafted since Jeff King went No. 1 overall in 1986.

The 2015 Razorbacks finished 40-25, the sixth time in the past seven seasons that Arkansas won 40 or more games. Four players were selected in the MLB Draft, including Benintendi, and four Razorbacks earned conference honors. Benintendi was named the SEC Player of the Year while relief pitcher Zach Jackson was named First Team All-SEC, third baseman Bobby Wernes earned SEC All-Defensive Team honors and right-handed pitcher Keaton McKinney was named to the SEC All-Freshman Team.

The Razorbacks finished 2015 at No. 2 in the country in average attendance for the third straight year with 8,290 fans per game. The 12,167 fans that attended the June 6 Super Regional game against Missouri State was the largest crowd in stadium history and the third-largest Super Regional crowd in NCAA history. Arkansas also set school records for actual attendance and tickets sold for a single game during the 2015 season.

In 2014, Van Horn led the Razorbacks to their 13th consecutive NCAA Tournament, making the program one of seven teams in the country to advance to the NCAA Tournament each of the last 13 seasons. Arkansas surged into the SEC Tournament as the No. 7 seed after winning six of its final seven regular season games. The Razorbacks made plenty of noise in Hoover, defeating Texas A&M in the opening round, before knocking off No. 10 Ole Miss twice and advancing to the semifinals against LSU.

Arkansas then received an at-large bid to the NCAA Charlottesville Regional as the No. 2 seed and defeated Liberty and Bucknell to advance to the program's sixth-straight regional final, but the Razorbacks saw their season come to an end against Virginia, who finished as the National Runner-up in Omaha.

Arkansas continued to push its best talent to the next level following the season, as six players were taken in the 2014 Major League Baseball First-Year Player Draft, with five of those signing professional deals.

Following the 2014 season, Van Horn's coaching duties were far from finished as he became the manager of the USA Baseball Collegiate National Team. Leading the best collegiate players in the country against some of the top teams in the world, Van Horn and Team USA battled Chinese Taipei in a five-game series, Japan in a three-game set and made trips to The Netherlands and Cuba. The squad finished with an overall record of 18-8-2 and captured the Haarlem-Honkbal Week Championship in The Netherlands after defeating Japan 6-3 in the title game. It was the second time Van Horn donned the Stars and Stripes in his coaching career, as he served as an assistant coach on the Collegiate National Team in the summer of 2011.

Arkansas finished the 2013 season with a 39-22 record and an 18-11 mark in SEC play. The Razorbacks' 18 wins in league play were the most since 2010 and Arkansas won seven of 10 conference series for the first time since the 2004 season. The Razorbacks reached the regional final of the NCAA Manhattan Regional. After dropping the opening game of the regional to Bryant, Arkansas bounced back with victories over Wichita State and Bryant before falling to host school Kansas State in the regional championship.

Following the season, Arkansas set a school record with 11 players taken in the 2013 Major League Baseball First-Year Player Draft. The 11 players drafted also was the most in the country, as 10 of those went on to sign professional contracts.



For the third time in his Arkansas tenure, Van Horn guided the Razorbacks to Omaha and the College World Series in 2012. Arkansas used a dominant pitching staff, timely hitting and strong defense to win the Houston Regional and Waco Super Regional to advance to the seventh College World Series in program history. The Razorbacks won their first two games of the College World Series and finished in a tie for third, equaling the second-best finish to a season in school history. Arkansas finished the season with a 46-22 record, the most wins for UA under Van Horn and the sixth-highest single-season win total in school history. The Razorbacks also won 40 games for the fourth straight season and for the 18th time in program history. Arkansas finished the season ranked in the top six in all four of the major college baseball polls, including a No. 3 national ranking in the USA Today/ESPN Coaches Poll, the NCBWA poll and the Collegiate Baseball poll.

Arkansas had a knack for winning the close games in 2012. The Razorbacks played 32 games decided by one or two runs and went 19-13 in those games. Arkansas was 14-9 in one-run games during the 2012 season and had a streak of seven straight one-run victories late in the season. Six of the Razorbacks' seven wins in the NCAA Tournament were by one run, including a pair of 1-0 victories.

Van Horn reached a milestone as the Razorback head coach in 2012 as he earned his 400th win at Arkansas during UA's NCAA Tournament run. Van Horn's 400th win was a significant one as it came against Rice in the Houston Regional. The 1-0 victory over the eighth-ranked Owls put the Razorbacks in the driver's seat of the regional, which they would eventually win with a 5-1 win over Sam Houston State.

In what many people saw as a rebuilding season in 2011, Van Horn guided the Razorbacks to the program's fourth SEC Western Division championship and to the NCAA Tournament. After posting a 38-20 overall record through the SEC Tournament, the Razorbacks were sent to the NCAA Tempe Regional hosted by Arizona State. After dropping its opening game of the regional, Arkansas rallied to reach the regional championship game before eventually falling to the Sun Devils. Arkansas finished the season with a 40-22 record and closed the season ranked in the top 25 of every major poll with an RPI of 14.

Van Horn led Arkansas to the NCAA Tournament for the ninth consecutive year in 2010. The Razorbacks also reached the Super Regional round in back-to-back years for the first time in program history. On the strength of a 40-18 record after the SEC Tournament, the Razorbacks were selected to host an NCAA Regional for the fifth time in school history. Arkansas advanced to the Super Regionals with a 7-2 victory over Washington State in a winner-take-all regional championship game. In the Super Regionals, the Razorbacks went toe-to-toe with the tournament's top seed, Arizona State, on its home field. Arkansas lost a pair of 12-inning heartbreakers to finish the season with a 43-21 record.

A || DAVE VAN HORN

Van Horn achieved three coaching milestones during the 2010 regular season. The Razorback skipper picked up his 300th win at Arkansas on April 9 in an 8-3 win over Mississippi State. On February 27 in a 10-8 win over Troy, Van Horn earned his 600th win as a Division I head coach. He recorded career win No. 900 on May 21 in a 4-3 victory at Vanderbilt.

For the second time in his Razorback coaching career, Van Horn and his team made the ultimate postseason push and collected the program's sixth trip to Omaha for the 2009 College World Series. Rebounding from a late-season slump, Arkansas advanced to the semifinals of the SEC Baseball Tournament, before earning its eighth-consecutive berth into an NCAA Regional. Supported by their fans, the Razorbacks hit the road and swept their way through the Norman Regional and Tallahassee Super Regional, besting Washington State and national seeds Oklahoma and Florida State along the way. In Omaha, Arkansas won two games and tied for a third-place national finish, equaling the 1985 team for the second-best finish in program history.

The 2009 regular season had its share of highlights, too. The Razorbacks jumped out to an 8-0 start in SEC play for the first time in program history. The club achieved another first when Collegiate Baseball released its April 6 poll with Arkansas ranked No. 1, the first top ranking by any publication in program history. Arizona State was also ranked No. 1 the same week in a different poll and were coming to Fayetteville for a pair of midweek games, marking the first No. 1 vs. No. 1 matchup at Baum Stadium. Arkansas solidified its top billing by knocking off the Sun Devils in both games.

In the finale against Arizona State, the Razorbacks had the support of a then-Baum Stadium-record 11,014 fans. That number is a significant reminder of the traditionally strong attendance figures for the Arkansas baseball team. In 2009, the Razorbacks finished No. 2 in national attendance with an average of 7,906 fans per game.

Hitting was the focal point in some seasons, while pitching dominated in others, but Van Horn knows that to accomplish his ultimate goal it takes a total team effort. In 2007, Arkansas won the Razorbacks' third SEC Western Division title, when they went 18-12 in league play. The Razorbacks were 43-21 overall, hosted their fourth NCAA Regional and finished the season No. 18 in the final Collegiate Baseball rankings.

That team was one of Van Horn's best in terms of individual pitching prospects. Two-time first-team All-American Nick Schmidt was taken by the San Diego Padres in the first round of the MLB Draft (No. 23 overall). Right-handers Jess Todd and Duke Welker were each taken in the second round by St. Louis and Pittsburgh, respectively. Todd also earned second-team All-America honors.

Schmidt's success on the mound was a continuation of his 2006 season, when the lefty was named the SEC Pitcher of the Year by the league coaches. The Razorbacks went 39-21 that season and hosted another NCAA Regional.

A hot start to the 2005 season had the Razorbacks ranked as high as No. 5 nationally as they opened the year 20-2, but a rash of bad luck sidetracked what was shaping up to be a magical year. Despite the setbacks, the Razorbacks did come just a breath away from pulling one of the nation's biggest upsets as it won its first two games at the NCAA Austin Regional. Arkansas would go all the way to the final game of the regional before losing to eventual national champion Texas.

Arkansas' 2004 season was one for the history books as the Razorbacks won 45 games, shared the SEC regular-season title, hosted NCAA Regional and Super Regional games and made its fifth appearance at the College World Series. The following all came true despite the Razorbacks getting picked to finish last in the SEC's Western Division by the league coaches. Along the way, Arkansas won 19 SEC games, swept a weekend series in Baton Rouge, Louisiana against No. 2 LSU and dispatched a tough Florida State team in the Super Regional in two games. The Razorback sweep of LSU was the first time since 1988 that the Tigers had been swept at home by a conference opponent. The Razorback accomplishments led to a top 10 finish in all four major collegiate baseball polls, including a No. 6 ranking by Baseball America.

Prior to taking the helm of the Arkansas program on June 21, 2002, Van Horn enjoyed a very successful five-year run as the head coach at the University of Nebraska. In a short period of time, he built a once-fledgling program into a national powerhouse. Prior to his arrival, the Cornhuskers had made just four postseason appearances in 108 years of baseball history. With their new skipper on the bench, Nebraska went to four NCAA Tournaments and two College World Series.

During his stint with Nebraska, Van Horn amassed a 214-92 (.699) record, won three consecutive Big 12 Tournament titles and earned Nebraska's first regular-season conference title in 51 years. He was twice named the American Baseball Coaches Association's Midwest

Region Coach of the Year and posted back-to-back 50-win seasons in 2000 and 2001. In his second season with Nebraska, Van Horn guided his club to its first NCAA Tournament berth in 18 years after it won the Big 12 Tournament, its first title of any kind in nearly 50 years.

Similar to what he has done at Arkansas, Nebraska's players shined with Van Horn at the helm. The Cornhuskers had at least one player named a finalist for national player of the year honors in three seasons including a pair of Dick Howser Award Finalists. Seven players were named first-team All-America and 26 earned All-Big 12 accolades including a school-record nine in 2000. The Cornhuskers also excelled in the classroom with 30 Phillips 66 Academic All-Big 12 selections (21 first-teamers) and seven players named academic all-district.

Prior to his move to Nebraska, Van Horn coached three seasons with Northwestern State in Natchitoches, Louisiana, his first foray as a head coach in Division I. He went 106-65 (.620) in those three seasons and won two Southland Conference regular-season titles (1995 and 1997). Each title also earned him Southland Conference Coach of the Year honors.

Van Horn spent one season at the Division II level, coaching Central Missouri State in 1994, and his effects there were awe-inspiring. Taking the reins of the program with just six weeks of preparation before the season, the Mules got off to a quick start by winning 12 of their first 13 games and eventually put together a 21-game winning streak. CMSU won the MIAA Conference Championship and the tournament title before eventually dominating at the NCAA Championships to win the school's first national championship. In 2000, Central Missouri honored Van Horn and his 1994 team by inducting them into the Central Missouri State Hall of Fame.

The storied career of Van Horn as a head coach began with a humble start at Texarkana (Texas) Community College in 1989. In five seasons with the Bulldogs, Van Horn guided Texarkana to a 214-72 (.748) record. He set records for single-season wins in four of his five seasons, beginning with his first, and guided his 1992 squad to the NJCAA Texas Eastern Conference Championships.

Prior to his first stint as a head coach, Van Horn worked with the man he replaced at Arkansas, DeBryn, for four seasons as a graduate assistant, assisting the Razorbacks to a pair of College World Series. Arkansas was 184-71-1 (.721) while he was a GA and made the NCAA Regional Tournament in each of his four seasons.

Van Horn's playing career was spent in the infield, where he was a highly touted player. Two seasons at McLennan (Texas) Community College earned him All-America, Region 5 Player of the Year, all-conference and all-region honors. The standout defensive third baseman was drafted by the Chicago White Sox, but instead Van Horn transferred to Arkansas.

In one year with the Razorbacks, Van Horn earned All-Southwest Conference honors as well as the team's most valuable player and SWC Newcomer of the Year accolades. Following his junior year, the Atlanta Braves selected Van Horn in the 10th round of the 1982 draft. Van Horn would spend three seasons with the Braves organization before returning to Fayetteville to begin his coaching career.

Van Horn is married to the former Karen Lee. The couple has two daughters, Hollan and Mariel.



The Van Horn Family (L to R): Mariel, Karen, Dave, Hollan Clark, and Jacob Clark.

THE DAVE VAN HORN FILE

PERSONAL

Born: Sept. 17, 1960
 Hometown: Kansas City, Mo.
 Alma Mater: Arkansas (1988)
 Masters of Science: East Texas State Univ. (1992)
 Wife: Karen
 Daughters: Hollan, Mariel
 Named Head Coach at Arkansas: June 21, 2002

COACHING HISTORY

2003-Present Arkansas (Head Coach)
 1998-2002 Nebraska (Head Coach)
 1995-1997 Northwestern State (Head Coach)
 1994 Central Missouri State (Head Coach)
 1989-1993 Texarkana CC (Head Coach)
 1985-1988 Arkansas (Graduate Assistant)

PLAYING HISTORY

1982-1984 Atlanta Braves Organization
 1982 MLB Draft: 10th Round (Atlanta Braves)
 1982 Arkansas
 1980-1981 McLennan (Texas) Community College

HEAD COACH BY THE NUMBERS

1,274-624 (31 Yrs) Overall Record as Head Coach
 1,060-552 (26 Yrs) Overall Four Year College Record
 1,009-541 (25 Yrs) Overall D1 Record
 689-384 (16 Yrs) Record at Arkansas
 214-92 (5 Yrs) Record at Nebraska
 106-65 (3 Yrs) Record at Northwestern State
 51-11 (1 Yr) Record at Central Missouri State
 214-72 (5 Yrs) Record at Texarkana Community College

COACHING HONORS

2004 SEC Coach of the Year
 2001 Baseball America National Coach of the Year
 2001 BIG 12 Coach of the Year
 2001 ABCA Midwest Region Coach of the Year
 2000 ABCA Midwest Region Coach of the Year
 1997 Southland Coach of the Year
 1995 Southland Coach of the Year
 1994 NCAA Division II Coach of the Year
 1994 ABCA Central Region Coach of the Year

HALL OF FAME

2019 Arkansas Sports Hall of Fame
 2013 Winnetonka High School Hall of Fame
 2012 Ban Johnson League Hall of Fame
 2001 Central Missouri State Hall of Fame



VAN HORN'S CAREER NUMBERS

Year	School	Record	Pct.	Conf.	Place	Tourn.	NCAA
1989	Texarkana CC	39-18	.684	NA	NA	NA	--
1990	Texarkana CC	44-14	.759	NA	NA	NA	--
1991	Texarkana CC	45-12	.789	NA	NA	NA	--
1992	Texarkana CC	48-10	.827	NA	1st	NA	--
1993	Texarkana CC	38-18	.678	NA	NA	NA	--
<i>Totals</i>		<i>214-72</i>	<i>.748</i>	--	--	--	--
1994	Central Missouri St.	51-11	.823	15-1	1st (Div.)	1st (4-1)	NCAA DII Champs
<i>Totals</i>		<i>51-11</i>	<i>.823</i>	<i>15-1</i>	--	<i>1 (4-1)</i>	--
1995	Northwestern St.	37-15	.711	19-5	1st	DNP (0-2)	--
1996	Northwestern St.	34-27	.557	14-16	2nd (Div.)	2nd (3-2)	--
1997	Northwestern St.	35-23	.603	19-9	1st	DNP (0-2)	--
<i>Totals</i>		<i>106-65</i>	<i>.620</i>	<i>52-30</i>	--	<i>3 (3-6)</i>	--
1998	Nebraska	24-20	.545	10-13	7th	DNQ	DNQ
1999	Nebraska	42-18	.700	16-9	5th	1st (4-0)	NCAA (1-2)
2000	Nebraska	51-17	.750	21-9	2nd	1st (5-1)	NCAA (4-2)
2001	Nebraska	50-16	.758	20-8	1st	1st (4-0)	CWS (5-2)
2002	Nebraska	47-21	.691	16-11	2nd	2nd (3-1)	CWS (5-3)
<i>Totals</i>		<i>214-92</i>	<i>.699</i>	<i>67-39</i>	--	<i>4 (16-2)</i>	<i>4 (15-9)</i>
2003	Arkansas	35-22	.612	14-16	6th West	T-7th (0-2)	NCAA (1-2)
2004	Arkansas	45-24	.652	19-11	T-1st Overall	4th (2-2)	CWS (6-3)
2005	Arkansas	39-22	.636	13-17	T-5th West	T-7th (0-2)	NCAA (2-2)
2006	Arkansas	39-21	.650	18-12	2nd West	T-7th (0-2)	NCAA (1-2)
2007	Arkansas	43-21	.672	18-12	1st West	2nd (3-1)	NCAA (2-2)
2008	Arkansas	34-24	.586	14-15	4th West	DNQ	NCAA (0-2)
2009	Arkansas	41-24	.631	14-15	4th West	4th (2-2)	CWS (7-2)
2010	Arkansas	43-21	.672	18-12	2nd West	T-7th (0-2)	NCAA (3-3)
2011	Arkansas	40-22	.645	15-15	1st West	T-3rd (2-2)	NCAA (2-2)
2012	Arkansas	46-22	.676	16-14	T-2nd West	T-9th (0-2)	CWS (7-3)
2013	Arkansas	39-22	.639	18-11	2nd West	T-3rd (2-1)	NCAA (2-2)
2014	Arkansas	40-25	.615	16-14	4th West	T-3rd (3-2)	NCAA (2-2)
2015	Arkansas	40-25	.615	17-12	3rd West	T-5th (2-2)	CWS (5-3)
2016	Arkansas	26-29	.473	7-23	7th West	DNQ	DNQ
2017	Arkansas	45-19	.703	18-11	2nd West	2nd (3-2)	NCAA (3-2)
2018	Arkansas	48-21	.696	18-12	T-1st West	T-3rd (2-1)	CWS Runner-Up (9-3)
2019	Arkansas	46-20	.697	20-10	T-1st West	T-5th (1-2)	CWS (5-3)
<i>Totals</i>		<i>689-384</i>	<i>.642</i>	<i>273-232</i>	--	<i>15 (22-27)</i>	<i>16 (57-38)</i>
<i>Career Totals</i>		<i>1,274-624</i>	<i>.671</i>	<i>407-302</i>	--	<i>45-36 (.556)</i>	<i>72-47 (.605)</i>

2020 RAZORBACKS



NATE THOMPSON

Assistant Coach • Recruiting Coordinator
2 College World Series
4 NCAA Super Regionals • 5 NCAA Regionals

30

Nate Thompson enters his third season as the assistant coach and recruiting coordinator for the Arkansas baseball team.

Following an impressive offensive showing in his debut season at Arkansas, Thompson's hitters in year two were even better, racking up a .298/.489/.393 line at the plate in 66 games. The Razorbacks ranked 17th in the nation in scoring, averaging 7.4 runs per game, totaling 491 runs scored in 2019, good for ninth in the NCAA. The Hogs also ranked in the top-10 four other offensive categories: hits (seventh) with 679, doubles (sixth) with 142, homers (seventh) with 88 and slugging percentage (10th) at .489.

Arkansas had five starters hit above the team average, with designated hitter Matt Goodheart leading the way with a .345 clip with 70 hits. Four Hogs recorded 80+ hits, with outfielder Heston Kjerstad pacing the group with 87 hits, 31 for extra bases, including a team-high 17 home runs. Six of Thompson's hitters landed on All-SEC teams, with Trevor Ezell, Casey Martin, Dominic Fletcher, Heston Kjerstad and Matt Goodheart all earning second team accolades, with Christian Franklin getting the nod on freshman All-SEC team. Jack Kenley was also recognized in the postseason by D1 Baseball as a third team All-America honoree.

The Razorback bats helped propel Arkansas to its second consecutive share of the SEC West Division behind a 20-10 conference record. The Hogs earned a No. 5 National Seed for their postseason run, which featured a 3-0 sweep of the Regionals and a Super Regional that featured two wins over SEC foe Ole Miss by a combined score of 25-3. For the second season under Thompson, Arkansas' season culminated in Omaha with the program's 10th overall trip to the College World Series.

Thompson's first year with the Razorbacks was nothing short of extraordinary as he guided one of the best hitting lineups in the nation in 2018 to a national runner-up finish at the College World Series. Led by freshman All-Americans Heston Kjerstad and Casey Martin, Arkansas, as a team, hit .296, its best season since 2010 and hit a school-record 98 home runs. The home runs were good for a tie for third-most in the nation as five different Razorbacks notched 10 or more long balls during the season.

As for Martin and Kjerstad, the duo combined for a .339 batting average, 27 home runs and 107 RBIs which led all freshman duos in the SEC. Martin led the team with a .345 average, while Kjerstad led in home runs (14) and RBIs (58). Those home runs also led all freshmen in the SEC.

Centerfielder Dominic Fletcher also turned in a strong sophomore season under Thompson's tutelage as he recorded a .288 batting average with 10 home runs and 49 RBIs becoming the first Razorback with 10 or more home runs in his first two years since Rodney Nye in 1998. Fletcher went on to play for the Team USA Collegiate National Team become the fourth hitter (Jeremy Eierman, Jake Burger, Tate Matheny) in the last four years under Thompson to don the Red, White and Blue.

As a team, Arkansas ranked in the top-25 in the country in sacrifice hits (42, 2nd), home runs (98, 3rd), hits (695, 4th), runs scored (482, 8th), walks (324, 12th), slugging percentage (.475, 13th), batting average (.296, 23rd) and runs per game (7.0, 23rd). The runs, RBIs and walks were Arkansas' best since 2000. In conference play, the Hogs were tops in batting average (.302), on-base percentage (.380), slugging (.486), hits (310), home runs (45), total bases (499) and sacrifice flies (19).

In 2017, his final season with Missouri State, Thompson helped it reach the NCAA Super Regionals as part of a 43-20 season and a Missouri Valley Conference championship. The Bears' offense hit .274 as a team and hit 80 home runs for the second-straight year. With Thompson on staff, Missouri State hit .270 or better in each of his three seasons and averaged just under seven runs per game. In his three years in Springfield, Thompson helped the Bears average a slash line of .287/.391/.453, while breaking the school record for walks in 2015 (317) and again in 2017 (351).

Thompson was a key reason for the emergence of All-American third baseman Jake Burger, who recently was taken 11th overall in this week's MLB First-Year Player Draft by the Chicago White Sox, and was the first player in Missouri State history to be selected in the first round. Burger led the Bears, offensively, last season, hitting .328 with 22 home runs, 65 RBIs, and a .648 slugging percentage. Burger was named a semifinalist for the Dick Howser Trophy and Golden Spikes Award for the second-straight year. He ranked second among all active Division I hitters with 47 career home runs, while his 241 career hits is the 11th-best total in Missouri State history. In 2017, he was named a first team All-American for the third consecutive season, becoming only the second player in MSU history to earn that distinction.

Shortstop Jeremy Eierman, another pupil of Thompson, put together his own All-American season in 2017, being named a first team All-American by Perfect Game/Rawlings as a shortstop. He hit .313 with 23 home runs and a team-leading 68 RBIs. His home runs were good for fifth nationally and he and Burger formed the nation's top home run hitting duo with 45 combined round-trippers. Eierman went on to get selected in the 2018 MLB Draft by the Oakland Athletics in the supplemental second round.





In 2016, the Bears blossomed at the plate under the tutelage of Thompson with an MVC-best .299 team batting mark—their top single-season average since 2009. MSU led the Valley in nearly every major offensive statistical category, including slugging (.500), on-base percentage (.391), runs scored (440), RBIs (412), doubles (121), triples (26), home runs (80) and total bases (1027). The Bears' 80 long balls ranked as the sixth-best total in club history, led by NCAA Division I home run leader Spencer Johnson (24), who earned All-America honors with Burger (21) after ranking No. 1 and No. 2 in the nation, respectively.

Three different position players signed professional contracts at the conclusion of Thompson's first season with the Bears, including MVC Defensive Player of the Year Joey Hawkins and all-MVC performer Dylan Becker, who signed with the St. Louis Cardinals, as well as first-team all-conference pick Tate Matheny, who agreed to terms with the Boston Red Sox after being selected in the fourth round of the MLB Draft. Johnson joined the group last year, signing with the Houston Astros after being selected in the 16th round of the 2016 MLB Draft. With Burger being drafted in 2017 and Eierman in 2018, Thompson has been responsible for the three highest draft picks in Missouri State history.

During the 2015 season, Burger became just the third Bear rookie, along with Mark Bailey (1980) and Bob Blakley (1974), in the 52-year history of the program to be selected for an All-America team (other than an all-freshman squad).

Additionally, Thompson's first full year with MSU produced one of the top recruiting classes in program history. Anchored by a home-grown crop of standouts that included nine players rated among the top 31 high school recruits in the state of Missouri by either Perfect Game USA or Prep Baseball Report, the Bears' 2015 recruiting class was ranked 35th in the nation by Collegiate Baseball. In 2016, Thompson was named the best recruiter in the Missouri Valley Conference by DIBaseball.com.

Thompson joined the Bears staff in July 2014 as MSU's lead hitting instructor and recruiting coordinator. An assistant coach at Hutchinson (Kan.) Community College for four years, Thompson filled the vacancy left by the retirement of Brent Thomas after 32 years of continuous service on the Bears' staff.

Thompson served as Hutchinson's primary hitting coach from 2011 through the 2014 season, over which time he helped lead the Blue Dragons to a pair of KJCCC West regular-season titles and two of the top five win totals in program history. This past spring Hutchinson broke 17 team or individual school records during a 43-17 campaign that saw it rank among the NJCAA's top 20 nationally in 14 offensive statistical categories. In 2014 alone,

Thompson helped mentor outfielder Matt Jones, a 25th round selection of the Los Angeles Dodgers in the 2014 MLB Draft, Jayhawk West Most Valuable Player Jake Schleppenbach and national pitcher of the year Kyle Simonds, who became the first player in Hutchinson history to earn first-team All-America recognition.

Over his four-year stint as an assistant coach in Hutchinson, Thompson helped steer a program that averaged 35 wins per season while posting a .613 winning percentage and producing 23 All-Jayhawk West Division selections, eight of which went on to earn NJCAA All-Region VI honors. In 2012, the Blue Dragons logged a 40-17 ledger, including a Jayhawk West Division crown with a 23-9 conference mark. Led by second-team All-American Tanner Lubach, seven Blue Dragons earned all-conference honors that season, with four players signing to continue their careers at the Division I level.

Thompson spent three seasons at Nebraska as the Cornhuskers' volunteer assistant prior to his arrival in Hutchinson. In that capacity, he instructed the Husker outfielders and assisted with the infield group, playing key roles in the development of 2008 All-Big 12 performers and MLB draftees Jake Opitz (12th round, Cubs) and Mitch Abeita (19th round, Yankees), as well as future MLB player Cody Asche, who helped Nebraska log an impressive 41-16-1 campaign and earn the right to host an NCAA Regional in Lincoln.

Following the completion of his own collegiate playing career at Dallas Baptist, Thompson began his coaching career as a student assistant with the Patriots. A two-year letterwinner in the DBU outfield, Thompson helped the Patriots claim the 2004 NCCAA national championship after turning in a standout two-year career at Garden City (Kan.) Community College. He was a key figure on the Busters' 2003 Jayhawk West Division championship team, earning NJCAA Distinguished Academic All-America honors.

During the 2006 season, Thompson aided a Dallas Baptist coaching staff that included current Patriots head coach Dan Heefner, working with the DBU outfielders while assisting with hitting instruction and the implementation of the club's strength and conditioning program. The Patriots recorded a .329 team batting mark en route to a 33-23 season and saw a school-record seven players taken in the MLB Draft. From there, Thompson moved into a graduate assistant role at Fort Hays (Kan.) State, where he served as the Tigers' primary hitting and outfield coach during the 2007 campaign. A pair of Tigers earned ABCA All-Central Region recognition under Thompson's tutelage as Fort Hays State finished with a 33-20 overall record.

Additionally, Thompson gained experience during the summer of 2007 as an assistant coach with the Mat-Su Miners of the Alaska Baseball League, where he was nominated for the league's assistant of the year honor. Thompson also served as director of Nebraska's summer baseball camps from 2008-10, overseeing program development and personnel while assisting with the instruction and skill development phases of the camps.

A native of Goodland, Kan., Thompson graduated cum laude with his bachelor's degree in kinesiology from Dallas Baptist in 2006 and earned a master's degree in sports administration at Fort Hays State in 2008. He married the former Anna Schardt in 2009, and the couple has three daughters, Nevaeh, Natalie and Nora.

PERSONAL

Born: Nov. 11, 1982
 Alma Mater: Dallas Baptist (2006)
 Wife: Anna
 Children: Nevaeh, Natalie, Nora

COACHING HISTORY

2018-Present	Arkansas (Assistant Coach/Recruiting Coordinator)
2015-17	Missouri State (Assistant Coach)
2011-2014	Hutchinson (Kan.) Community College (Assistant Coach)
2008-2010	Nebraska (Volunteer Assistant Coach)
Summer 2007	Mat-Su Miners (Assistant Coach)
2007	Fort Hays State (Graduate Assistant)
2006	Dallas Baptist (Student Assistant)

PLAYING HISTORY

2004-2005	Dallas Baptist
2002-2003	Garden City (Kan.) Community College



The Thompson Family (L to R): Anna, Nevaeh, Nora, Nate and Natalie.



MATT HOBBS

Assistant Coach • Pitching Coach
1 Big 12 Tournament Championship
2 NCAA Super Regional • 4 NCAA Regionals

47

Matt Hobbs enters his second season as the Arkansas pitching coach, joining the Razorbacks in November 2018.

Hobbs helped craft the Razorback pitching staff into one of the top groups in the country in his first year on the Hill, led by senior Isaiah Campbell. The Friday night staple Campbell put together a 12-1 season and recorded a 2.13 ERA over 118.1 innings, striking out 125 in 18 starts. He was named a consensus All-American for his performance in 2019, with a first team nod from the ABCA and second team honors from five other outlets.

Arkansas' pitching staff was bookended by junior Matt Cronin, who played the role of closer quite well, posting 12 saves and a 1-0 record in 25 appearances. He recorded 42 strikeouts over 29.0 innings pitched for a team-best 1.86 ERA. Opponents hit just .165 against Cronin, as he was delivered five All-America awards, including a second team honor from Baseball America.

A majority of Arkansas' game two & three starts came from a pair of freshmen in Connor Noland and Patrick Wicklander, as the duo combined to start 34 games and appear in 42, winning nine. The two totaled 145 strikeouts and put together a pair of low 4.00+ ERAs, as Noland picked up freshman All-America honors from Perfect Game.

The Razorback arms helped propel Arkansas to its second consecutive share of the SEC West Division behind a 20-10 conference record. The Hogs earned a No. 5 National Seed for their postseason run, which featured a 3-0 sweep of the Regionals and a Super Regional that featured two wins over SEC foe Ole Miss by a combined score of 25-3. For the second season under Thompson, Arkansas' season culminated in Omaha with the program's 10th overall trip to the College World Series.

Four of Arkansas' pitchers were taken in the 2019 MLB Draft, with Campbell getting selected in the second round by the Mariners. Cronin (fourth round, Nationals), Jacob Kostyshock (eighth round, Rockies) and Cody Scroggins (ninth round, Red Sox) were all drafted to pro squads and signed following the 2019 season.

Before Arkansas, Hobbs spent four years at Wake Forest. During his time in Winston-Salem, 12 Demon Deacon pitchers were drafted or signed free-agent contracts in four years (2014-18), including four each following the 2016 and 2017 seasons and three after the 2018 season. In his coaching career, 33 student-athletes have either been drafted or signed pro contracts, including 29 who were undrafted heading into college.

Hobbs has coached eight players that have been drafted in the top-10 rounds, including 2018 first-round pick Griffin Roberts, and has helped develop a total of seven big leaguers: Rob Zastryzny, Guido Knudson, Matt Stites, Dylan Axelrod, Jeff Stevens, Chuckie Fick and Tanner Scheppers and Kyle Zimmer.

In each of his first three years in Winston-Salem, the Demon Deacons improved in ERA (5.73 to 5.24 to 4.11), strikeouts (364 to 435 to a program-record 559), walks per nine (5.03 to 4.35 to 3.83) and opponent batting average (.281 to .280 to .247).

The 2018 Deacon pitching staff set a new program record for strikeouts per nine innings, fanning more than one batter per inning. The Demon Deacons also significantly improved their win totals the first three years under Hobbs, from 27 to 35 to 43, winning the 2017 NCAA Winston-Salem Regional and falling a game short of the College World Series at the Gainesville Super Regional.

The pitching staff excelled down the stretch in 2017, recording a 3.81 ERA, .240 opponent batting average and more than a strikeout per inning against the likes of Florida, West Virginia and UMBC in the NCAA Tournament.

Hobbs oversaw Parker Dunshee's development as he became a two-time all-conference starting pitcher, seventh-round draft pick and Wake Forest's all-time strikeout record holder. Fellow pitchers Donnie Sellers (11th round), Connor Johnstone (21st round) and Griffin Roberts (29th round - did not sign) were also drafted for the first time in their careers, as Johnstone and Roberts also earned All-ACC honors. Roberts was drafted No. 43 overall the following year, while Rayne Supple (13th round) and Chris Farish (free agent signee) also started their pro careers in 2018.

Before coming to Wake Forest, Hobbs spent four years as the pitching coach at Missouri, which is also his alma mater. During his four years in Columbia, Hobbs had seven of his pitchers drafted in three seasons and guided four players to all-conference honors.

In 2013, Missouri's first year in the SEC, Hobbs helped mentor Zastryzny, who was selected with the second pick of the second round in the draft. Hobbs also helped guide pitcher Keaton Steele to All-SEC First Team honors as Steele was the only player in the nation to lead his team in wins and saves.

2020 RAZORBACKS



The pitching staff in 2013, despite being made up of eight newcomers, ranked among the best in recent Mizzou history with a 3.87 ERA in 50 games. That was the best team mark by a Tiger team since 2006. His three regular starters all had ERAs 3.80 or lower and his staff allowed just 152 walks, which was third in the league.

In 2012, he mentored starter Zastryzny to honorable mention All-Big 12 honors and closer Dusty Ross to a spot on the All-Big 12 Second Team.

In 2011, three of his pitchers were selected in the MLB Draft and he coached All-Big 12 Freshman Team honoree Zastryzny and All-Big 12 honorable mention pick Phil McCormick.

Hobbs spent the 2010 season as the pitching coach at the University of San Francisco, where his staff ranked fourth in the West Coast Conference in ERA and was second in the league in fewest walks per nine innings. Also, Hobbs turned Kyle Zimmer from a third baseman into a pitcher. Hobbs' tutelage and foresight paid off for Zimmer, who was drafted fifth overall in the MLB Draft by the Kansas City Royals.

Before USF, Hobbs spent three years as the associate head coach, pitching coach and recruiting coordinator at UC-San Diego. The Tritons made a trip to the Division II College World Series in 2009. They finished that year ranked No. 3 after claiming the school's first ever Regional Championship.

Under Hobbs, UCSD's pitching staff allowed the fewest number of walks per nine innings in D-II in 2009 and ranked 12th nationally with a 3.73 ERA.

Prior to his stint at UC-San Diego, Hobbs spent two seasons as the pitching coach at Santa Barbara City College. In 2006, Hobbs' staff allowed the fewest walks in the Western State Conference, while the 2005 squad led the WSC with a 2.27 ERA. During the summers, Hobbs was the pitching coach for Foresters Baseball, which won the National Baseball Congress World Series in 2006 after finishing runner-up in 2005. Hobbs also served one season as an assistant coach at Chapman University, where he worked with the pitchers and catchers.

Hobbs pitched at Missouri from 1999-2002, where he won 13 games and struck out 125 batters. Hobbs was drafted twice, first by the San Diego Padres in 2001 and then by the Kansas City Royals in 2002.

Hobbs and his wife, Marta, have two daughters, Addison and Taylor, and a son, Will.



The Hobbs Family (L to R): Matt, Will, Addison, Taylor and Marta.

PERSONAL

Born: March 2, 1980
 Alma Mater: Missouri (2002)
 Wife: Marta
 Children: Addison, Taylor, Will

COACHING HISTORY

2019-Present	Arkansas (Pitching Coach)
2015-18	Wake Forest (Pitching Coach)
2011-14	Missouri (Pitching Coach)
2010	University of San Francisco (Pitching Coach)
2008-09	UC-San Diego (Associate Head Coach)
2006-07	Santa Barbara City College (Pitching Coach)
2005	Chapman University (Pitching Coach)

PLAYING HISTORY

2002	MLB Draft: 50th Round (Kansas City Royals)
2001	MLB Draft: 30th Round (San Diego Padres)
1999-2002	Missouri

2020 RAZORBACKS



A || SUPPORT STAFF



CLAY GOODWIN

Director of Baseball Operations
13th Season • Arkansas (2005)

Clay Goodwin is entering his 13th season with the Arkansas coaching staff as its Director of Baseball Operations.

In his capacity as the Director of Baseball Operations, Goodwin coordinates many of the behind-the-scenes aspects of the Razorback baseball program as he works in conjunction with the Arkansas coaching staff.

Prior to his appointment to Director of Operations, Goodwin spent the 2006 season as the Razorbacks' fifth-year student assistant coach. He assisted the UA coaching staff with practices, day-to-day administrative duties and game day activities. He then served as a graduate manager for Arkansas during the 2007 season.

Goodwin was an outstanding player for the Razorbacks over four seasons and his name is littered throughout the Arkansas record book. An excellent defensive third baseman, he was also known to have an effective bat as he finished his career with a .297 average, 49 doubles, 12 home runs and 127 RBI. At the conclusion of his four years, he ranked eighth in career at bats (750), tied for ninth in career hits (223) and tied for fifth in career singles (157). Goodwin appeared in 202 games as a Razorback, making 193 starts.

Goodwin was born on Oct. 1, 1981, and graduated from the University of Arkansas in May of 2005 with a degree in kinesiology. He completed his master's degree in the fall of 2006 at the University of Arkansas in workforce development.

Goodwin is married to the former Jill Johnson. They have one daughter, Caroline (8), and one son, Gage (5).



The Goodwin Family (L to R): Gage, Jill, Clay and Caroline.



TAYLOR SMART

Volunteer Assistant Coach
2nd Season • Tennessee (2017)

9

Former Tennessee standout and MLB Draft pick Taylor Smart will serve as the volunteer assistant for a second season for the Razorback baseball team in 2020.

Smart, a member of the Tennessee baseball program for the 2013 and 2014 seasons after transferring from Western Nevada College, was a 26th round draft pick by the Seattle Mariners after his senior season and spent one year in the minor leagues as a third baseman.

Smart recently worked at Arizona under head coach Jay Johnson as the Wildcats' graduate assistant. He was the camp coordinator for the Jay Johnson Baseball Academy and assisted in the day-to-day activities for the Wildcats. Prior to that, Smart was the student assistant at his alma mater for the 2017 season and worked with the infielders, hitters, as well as serving as the first base coach.

A native of Washington, Smart played two seasons (2011, 2012) at Western Nevada College prior to transferring to Tennessee. He led WNC to a 45-15 overall record and the Scenic West Conference championship in 2011. Smart recorded a .427 on-base percentage with 37 walks and nine stolen bases while hitting primarily out of the two-hole to earn All-Region and First Team All-Conference honors as a freshman.

In 2012, he led the team with 53 runs scored while posting a .407 on-base percentage with 34 RBIs and 12 stolen bases. He won All-Region honors again, claiming a spot on the second team and helped the Wildcats reach the 2012 JUCO World Series.

At Tennessee, Smart combined to hit .280 over 102 games, while totaling 100 hits, 18 doubles, six home runs, and 48 RBIs. As a junior, he led the Volunteers with 23 walks and three sacrifice flies. As a senior, Smart was the everyday third baseman, playing in 53 of 54 games and making 52 starts. He batted .292 in his final year with nine doubles, 37 runs scored and 29 RBIs.

Smart also tied his career-best six-game hitting streak (March 23-April 4) in which he was an impressive 11-for-24 (.458) with four doubles, five runs scored, one homer and eight RBIs.

After being selected by Seattle in the 2014 draft, Smart went on to play 44 games in the minor leagues with the Everett AquaSox at the Single-A Short Season level, tallying 12 RBI and 11 runs scored on 31 hits.

Smart played for the Amarillo Thunderheads in the Independent American Association in 2015, recording 33 hits and a team-leading five sacrifice hits. He also played a 17-game stint with the Wichita Wingnuts in which he notched 13 hits and 11 RBIs.

In 2016, Smart played for the Windy City Thunderbolts in the Independent Frontier League. He led the team in triples (3) and sacrifice hits (4), while also totaling 64 hits, 34 runs scored, seven doubles and 31 RBIs.

Smart graduated from Tennessee in 2017 with a degree in Sociology.





ZACH BARR

Director of Video and Scouting
3rd Season • Arkansas (2017)

Zach Barr enters his third season as director of video and scouting for Razorback Baseball.

His duties include studying video of games and practices with the team as well as scouting of opponents during the season.

Barr is a former player under Dave Van Horn as a transfer from Central Arkansas prior to the 2014 season. In his two years at UCA, he pitched in 22 games and had a 3-0 record with a 2.56 ERA and struck out 31 batters.

A native of White Hall, Arkansas, Barr earned all-state and all-conference honors twice in his high school career and played in the AAA All-Star Game and Central Arkansas All-Star Game.



BLAINE KINSLEY

Strength and Conditioning Coach
3rd Season • Lenoir-Rhyne (2010)

With experience at the college and professional level, Blaine Kinsley was named the strength and conditioning coach for the Razorback baseball team in the summer of 2017.

Kinsley joined the Razorbacks after spending nine months working as the head strength and conditioning coach with the St. Louis Cardinals Double-A affiliate Springfield. He also worked at the Cardinals spring training site in Jupiter, Fla.

Prior to the Cardinals, Kinsley was the assistant strength and conditioning coach at East Carolina University, working primarily with the baseball, soccer, and men's tennis teams. He also assisted with the football program that was the Conference USA Eastern Division Co-Champions in 2011 and 2012.

Kinsley's baseball teams at ECU advanced to the NCAA Regionals in 2014 and 2016, advancing to the Super Regionals in 2016. He's also coached 25 major leaguers in their offseason, including Mike Wright, Shawn Armstrong, and Chris Heston.

Before ECU, he spent 16 months working in the Chicago Cubs organization as the head strength coach for the Peoria Chiefs, the Cubs Low Class A affiliate. While in Peoria, Ill., he was responsible for implementing the strength and conditioning program and injury prevention program, which earned him 2012 Midwest League Strength Coach-of-the-Year honors.

Prior to his time in the Cubs organization, Kinsley interned at Hendricks Motor Sports where he was responsible for assisting with workouts for the pit crew in the summer of 2010.

Kinsley, who also has three years of coaching experience, served as an assistant Babe Ruth coach at the Greenville Parks and Recreation (2008-09), has worked baseball camps at the University of Virginia (2009) and was an assistant development JV Coach at Lenoir-Rhyne (2010) where he worked with the pitching staff and coached third base.

A native of Greenville, N.C., Kinsley earned his bachelor's degree in sports management with a minor in health and exercise science from Lenoir-Rhyne, where he was a four-year letterwinner in baseball and two-year letterman in football for the Bears.

He is married to Emily Hartley. They have one daughter, Hartley.



HARRISON HEFFLEY

Student Assistant
3rd Season

35

Harrison Heffley enters his third season on the Razorback support staff.

Heffley was a standout left-handed pitcher from Rogers High School and went 7-2 with a 2.65 ERA during his senior season. Over 55 innings, he had 67 strikeouts to help lead Rogers High to a 20-8 record in 2016.

During his junior season, Heffley had a 2.50 ERA over 30 innings pitched and pitched a one-hitter in his first varsity start against Siloam Springs in 2015.

Heffley is the son of Lester and Sarah Heffley. His dad played baseball and football at Princeton. He has one brother, Silas, and one sister, Claire, and is majoring in journalism.


-- **2020 TEAM MANAGERS** --




PHIL CEBUHAR



JOSH LANGHAM




JOHN MCELROY



SEAN O'NEILL



CALE PETRIE



CHANDLER TOLBERT

A || SUPPORT STAFF



DJ BAXENDALE

Student Assistant
1st Season

48

DJ Baxendale enters his first season as a student assistant for the Razorback baseball program in 2020.

Baxendale pitched at Arkansas from 2010-12, cementing himself as one of the Hogs' top hurlers during Arkansas' 2012 run to the College World Series. He won a team-best eight wins that season, tossing 107.0 innings, racking up 96 strikeouts for a 3.11 ERA.

His 2011 season was his arguably his best on the mound while donning the cardinal & white, posting a 10-2 record over 19 appearances and 12 starts, with three saves to go with it. He totaled 79 strikeouts, allowing 15 earned runs over 85.1 frames of work for a 1.58 ERA, the best among starting pitchers at Arkansas that year.

Following the 2012 season, Baxendale signed professionally after getting drafted in the 10th round by the Minnesota Twins. He spent eight years playing minor league baseball for the organization, including the past four seasons for the Twins' Class AAA affiliate in Rochester, New York.



KACEY MURPHY

Student Assistant
1st Season

44

Kacey Murphy begins his first season as a student assistant for the Razorbacks after recently wrapping up his professional career.

Murphy, a pitching standout from 2016-18, helped Arkansas baseball achieve one of its best seasons in school history in 2018 behind a runner-up finish at the College World Series. His junior campaign featured an 8-5 overall record in 17 starts, including a 3.20 ERA and 85 strikeouts over 101.1 innings pitched.

The Rogers, Ark., native made 19 appearances and 10 starts in 2017, compiling a then-best of 3.65 ERA over 49.1 innings of work. Murphy struck out 68 batters and gave up just 20 earned runs, as he was one of only two Hog pitchers to throw a complete game that season. A seven inning, two-hit, eight-strikeout performance in the SEC Tournament against Florida helped him garner SEC All-Tournament Team accolades to cap the 2017 season.

Murphy was taken in the 2018 MLB Draft by the Detroit Tigers in the 11th round.



COREY WOOD

Athletic Trainer
9th Season • East Carolina (2008)

Corey Wood is entering his ninth season with the Razorback baseball program as the team's athletic trainer.

Wood joined Razorbacks as part of the athletic training staff in June 2011. He spent the previous two years working with Wichita State as a graduate assistant trainer.

While working with WSU's baseball team, he was responsible for the Shockers' day-to-day injury prevention and rehabilitation. Wood also served as the host athletic trainer for the 2011 Missouri Valley Conference baseball tournament and was an intern for the WSU strength and conditioning staff for a year.

Prior to WSU, Wood worked as an intern with the Cleveland Indians through their spring training in 2009. He also directed the aquatic therapy sessions as well as oversaw the strength activities of the year.

Wood earned his bachelor's degree from East Carolina University in May of 2008 and his master's degree in May of 2011 from Wichita State.



KELLY MOORE

Administrative Assistant
17th Season • Arkansas (2004)

Kelly Moore is in her 17th season working for head coach Dave Van Horn in the Arkansas baseball office.

Her duties include coordinating team travel, administration of the equipment budget, organizing recruiting databases, and the day-to-day operations of the baseball office.

A native of Fort Smith, Arkansas, Moore also serves as the coordinator for the successful Razorback Baseball Camps.

Moore holds a bachelor's degree in adult education from the University of Arkansas and is married to Max Moore, a native of Fayetteville, Arkansas. The couple has three children, Maddux, Addi Grace, and Sawyer.





|| 2020 RAZORBACKS


A || NUMERICAL ROSTER

No.	Player	Pos.	B/T	Yr.	Ht.	Wt.	Hometown/Previous School
1	Robert Moore	INF	S/R	Fr.	5-9	165	Leawood, Kan. / Shawnee Mission East HS
3	Zack Gregory	INF	L/R	R-Fr.	5-10	185	Keller, Texas / Timber Creek HS
4	Cullen Smith	INF	L/R	R-Jr.	6-0	190	Nashville, Tenn. / Wilson Central HS / East Tenn. State
5	Jacob Nesbit	INF	R/R	R-So.	6-0	180	Coppell, Texas / Coppell HS
7	Dominic Tamez	C/OF	R/R	Fr.	5-11	200	San Antonio, Texas / Claudia Taylor Johnson HS
8	Braydon Webb	INF/OF	R/R	R-Jr.	6-0	195	McKinney, Texas / McKinney Boyd HS / Grayson CC
10	Matt Goodheart	INF/OF	L/R	Jr.	6-1	180	Magnolia, Ark. / Magnolia HS / San Jacinto CC
11	Cason Tollett	C/1B	R/R	Fr.	6-1	205	Little Rock, Ark. / Little Rock Christian Academy
12	Casey Opitz	C	S/R	Jr.	5-11	195	Centennial, Colo. / Heritage HS
13	Connor Noland	RHP	R/R	So.	6-2	215	Greenwood, Ark. / Greenwood HS
15	Casey Martin	INF	R/R	Jr.	5-11	175	Lonoke, Ark. / Lonoke HS
16	Cole Austin	INF	R/R	R-Sr.	6-2	195	Kennesaw, Ga. / Harrison HS/ West Virginia / Arizona St.
17	Jesse Pierce	INF/OF	R/R	Fr.	6-3	185	Las Vegas, Nev. / Arbor View HS
18	Heston Kjerstad	OF	L/R	Jr.	6-3	205	Amarillo, Texas / Randall HS
19	Trey Harris	OF	R/R	So.	5-10	175	Little Rock, Ark. / Little Rock Christian Academy
20	Elijah Trest	RHP	L/R	So.	6-3	205	White Oak, Texas / White Oak HS
21	Jacob Burton	RHP	R/R	So.	6-0	180	Diana, Texas / New Diana HS
22	Curtis Washington Jr	OF/INF	R/R	So.	6-2	175	West Memphis, Ark. / Academies of West Memphis HS
24	Bryce Matthews	OF	L/R	Fr.	6-4	200	Parker, Colo. / Chaparral HS
25	Christian Franklin	OF	R/R	So.	5-11	185	Overland Park, Kan. / Rockhurst HS
26	Travis Hester	RHP	R/R	R-Fr.	6-2	195	College Station, Texas / College Station HS
27	Blake Adams	RHP/OF	R/R	Fr.	6-2	205	Springdale, Ark. / Springdale Har-Ber HS
28	Kole Ramage	RHP	R/R	Jr.	6-1	200	Southlake, Texas / Southlake Carroll HS
29	Marshall Denton	RHP	R/R	R-Jr.	5-11	170	Beebe, Ark. / Beebe HS
31	Caleb Bolden	RHP	R/R	R-So.	6-2	190	Texarkana, Texas / Pleasant Grove HS
32	Zack Morris	LHP	L/L	Fr.	6-3	215	Cabot, Ark. / Cabot HS
33	Patrick Wicklander	LHP	R/L	So.	6-1	200	San Jose, Calif. / Valley Christian HS
34	Kevin Heinrich	RHP	R/R	Fr.	6-3	195	Coral Springs, Fla. / Marjory Stoneman Douglas HS
36	Peyton Pallette	RHP	R/R	Fr.	6-1	165	Benton, Ark. / Benton HS
37	Caden Monke	LHP	L/L	So.	6-3	170	Mt. Olive, Ill. / Mt. Olive HS
38	Mark Adamiak	RHP	R/R	Fr.	6-4	210	Shawnee, Kan. / Shawnee Mission Northwest HS
39	Evan Taylor	LHP	L/L	So.	6-4	250	Florence, Ala. / Florence HS
40	Corey Spain	LHP	L/L	Fr.	5-11	215	Monett, Mo. / Monett HS
41	Will McEntire	RHP	L/R	Fr.	6-4	225	Bryant, Ark. / Bryant HS
43	Miller Pleimann	RHP	R/R	So.	6-4	195	Fayetteville, Ark. / Fayetteville HS / Wichita State
44	Collin Taylor	RHP	R/R	R-Jr.	5-11	230	Florence, Ala. / Florence HS / Walters State CC
45	Kevin Kopps	RHP	R/R	R-Jr.	6-0	205	Sugar Land, Texas / George Ranch HS
46	Carter Sells	RHP	R/R	So.	6-0	200	Brentwood, Tenn. / Ravenwood HS
49	Liam Henry	LHP	L/L	So.	6-2	185	Kansas City, Mo. / Park Hill HS
51	Hunter Milligan	LHP	L/L	R-So.	6-4	215	Greenbrier, Ark. / Greenbrier HS
57	Nathan Rintz	RHP	R/R	Fr.	6-2	185	Schaumburg, Ill. / Schaumburg HS
58	Evan Gray	RHP	R/R	Fr.	6-4	195	Swansea, Ill. / Belleville East HS
88	Zebulon Vermillion	RHP	L/R	Jr.	6-4	225	Prairie Village, Kan. / Shawnee Mission East HS


Coaches and Support Staff

Head Coach:	2 Dave Van Horn, 18th Season (Arkansas, 1988)
Assistant Coach:	30 Nate Thompson, 3rd Season (Dallas-Baptist, 2006)
Assistant Coach:	47 Matt Hobbs, 2nd Season (Missouri, 2002)
Volunteer Assistant Coach:	9 Taylor Smart, 2nd Season (Tennessee, 2014)
Student Assistants:	35 Harrison Heffley, 3rd Season; 48 DJ Baxendale, 1st Season; 44 Kacey Murphy, 1st Season
Director of Operations:	Clay Goodwin, 13th Season (Arkansas, 2005)
Athletic Trainer:	Corey Wood (East Carolina, 2008)
Strength & Conditioning	Blaine Kinsley (Lenoir-Rhyne, 2010)
Director of Video and Scouting	Zach Barr (Arkansas, 2017)
Managers:	Cale Petrie, Chandler Tolbert, Sean O'Neill, Josh Langham, John McElroy; Graduate Manager: Phil Cebuhar

RADIO/TV ROSTER ||




1
ROBERT MOORE
Fr. • 5-9 • 165 • S/R
INF • Leawood, Kan.



3
ZACK GREGORY
R-Fr. • 5-10 • 185 • L/R
INF • Keller, Texas




4
CULLEN SMITH
R-Jr. • 6-0 • 190 • L/R
INF • Nashville, Tenn.




5
JACOB NESBIT
R-So. • 6-0 • 180 • R/R
INF • Coppell, Texas




7
DOMINIC TAMEZ
Fr. • 5-11 • 200 • R/R
C/OF • San Antonio, Texas



8
BRAYDON WEBB
R-Jr. • 6-0 • 195 • R/R
INF/OF • McKinney, Texas



10
MATT GOODHEART
Jr. • 6-1 • 180 • L/R
INF/OF • Magnolia, Ark.




11
CASON TOLLETT
Fr. • 6-1 • 205 • R/R
C/1B • Little Rock, Ark.




12
CASEY OPITZ
Jr. • 5-11 • 195 • S/R
C/UTL • Centennial, Colo.




13
CONNOR NOLAND
So. • 6-2 • 215 • R/R
RHP • Greenwood, Ark.



15
CASEY MARTIN
Jr. • 5-11 • 175 • R/R
INF • Lonoke, Ark.




16
COLE AUSTIN
R-Sr. • 6-2 • 195 • R/R
INF • Kennesaw, Ga.



17
JESSE PIERCE
Fr. • 6-3 • 185 • R/R
INF/OF • Las Vegas, Nev.




18
HESTON KJERSTAD
Jr. • 6-3 • 205 • L/R
OF • Amarillo, Texas



19
TREY HARRIS
So. • 5-10 • 175 • R/R
OF • White Oak, Texas



20
ELIJAH TREST
So. • 6-3 • 205 • L/R
RHP • White Oak, Texas




21
JACOB BURTON
So. • 6-0 • 180 • R/R
RHP • Diana, Texas




22
CURTIS WASHINGTON, JR.
So. • 6-2 • 175 • R/R
OF/INF • West Memphis, Ark.




24
BRUCE MATTHEWS
Fr. • 6-4 • 200 • L/R
OF • Parker, Colo.




25
CHRISTIAN FRANKLIN
So. • 5-11 • 185 • R/R
OF • Overland Park, Kan.




26
TRAVIS HESTER
R-Fr. • 6-2 • 195 • R/R
RHP • College Station, Texas



27
BLAKE ADAMS
Fr. • 6-2 • 205 • R/R
RHP/OF • Springdale, Ark.



28
KOLE RAMAGE
Jr. • 6-1 • 200 • R/R
RHP • Southlake, Texas



29
MARSHALL DENTON
R-Jr. • 5-11 • 170 • R/R
RHP • Beebe, Ark.




31
CALEB BOLDEN
R-So. • 6-2 • 190 • R/R
RHP • Texarkana, Texas



32
ZACK MORRIS
Fr. • 6-3 • 215 • L/L
LHP • Cabot, Ark.




33
PATRICK WICKLANDER
So. • 6-1 • 200 • R/L
LHP • San Jose, Calif.



34
KEVIN HEINRICH
Fr. • 6-3 • 195 • R/R
RHP • Coral Springs, Fla.




36
PEYTON PALLETTE
Fr. • 6-1 • 165 • L/L
LHP • Benton, Ark.



37
CADEN MONKE
So. • 6-3 • 170 • L/L
LHP • Mt. Olive, Ill.




38
MARK ADAMIAK
Fr. • 6-4 • 210 • R/R
RHP • Shawnee, Kan.




39
EVAN TAYLOR
So. • 6-4 • 250 • L/L
LHP • Florence, Ala.



40
COREY SPAIN
Fr. • 5-11 • 215 • L/L
LHP • Monett, Mo.




41
WILL MCENTIRE
Fr. • 6-4 • 225 • L/R
RHP • Bryant, Ark.



43
MILLER PLEIMANN
So. • 6-4 • 195 • R/R
RHP • Fayetteville, Ark.




44
COLLIN TAYLOR
R-Jr. • 5-11 • 230 • R/R
RHP • Florence, Ala.




45
KEVIN KOPPS
R-Jr. • 6-0 • 205 • R/R
RHP • Sugar Land, Texas



46
CARTER SELLS
So. • 6-0 • 200 • R/R
RHP • Brentwood, Tenn.



49
LIAM HENRY
Fr. • 6-2 • 185 • L/L
LHP • Kansas City, Mo.




51
HUNTER MILLIGAN
R-So. • 6-4 • 215 • L/L
LHP • Greenbrier, Ark.



57
NATHAN RINTZ
Fr. • 6-2 • 185 • R/R
RHP • Schaumburg, Ill.




58
EVAN GRAY
Fr. • 6-4 • 195 • R/R
RHP • Swansea, Ill.




88
ZEBULON VERMILLION
Jr. • 6-4 • 225 • L/R
RHP • Prairie Village, Kan.



2
DAVE VAN HORN
Head Coach
18th Season



30
NATE THOMPSON
Assistant Coach
3rd Season



47
MATT HOBBS
Assistant Coach
2nd Season




9
TAYLOR SMART
Volunteer Assistant
2nd Season



CLAY GOODWIN
Dir. of Operations
13th Season

2020 RAZORBACKS



CALEB BOLDEN

RHP • R/R • 6-2 • 190 • Redshirt-Sophomore
Texarkana, Texas • Pleasant Grove HS

31

As a Sophomore (2019)

Redshirted due to Tommy John surgery.

As a Freshman (2018)

Made 10 appearances with four starts ... Compiled a 4.40 ERA with a 3-0 record ... One of five freshmen to make at least one start during the season ... Made his first collegiate appearance against Bucknell (Feb. 18), throwing three scoreless innings and two hits allowed ... Made his first career start and picked up the victory vs. Dayton (Feb. 28), throwing six scoreless innings, scattering seven hits while striking out a season-high six batters ... Also earned the victory after three innings of scoreless relief against Texas (March 14) with one hit allowed and three strikeouts ... Matched his season-high strikeout total with six against Grambling State over five innings ... Went a season-long seven innings against ULM without giving up a run and striking out five on 94 pitches.

In the Draft

2017 - Tampa Bay Rays, 16th round (469 overall)

Pleasant Grove High School

Lost only two games in three seasons at Pleasant Grove High School ... Recorded a 0.91 ERA as a senior, one year after recording a 0.43 ERA as a junior ... The No. 53 right-handed pitcher in Texas, No. 174 overall according to Perfect Game ... Led Pleasant Grove to the Texas Class 4A state semifinals in 2016 and 2017 ... Earned first team all-state honors as a junior and senior with a combined record of 26-2 ... During his senior year, he went 14-2 with a 1.17 ERA, 150 strikeouts and 20 walks in 95.1 innings ... Held opponents to a .152 batting average in 2017 ... Unanimous selection as District 14-4A Player of the Year ... Played for Riley Fincher at Pleasant Grove High School.



2020 RAZORBACKS

Caleb Bolden Career Stats

Year	ERA	W	L	App	GS	CG	SHO	CBO	SV	IP	H	R	ER	BB	SO	2B	3B	HR	BF	B/Avg	WP	HBP	BK	SFA	SHA	PO	A	E	FLD%
2018	4.40	3	0	10	4	0	0	1	0	28.2	33	14	14	13	25	3	0	2	125	.306	5	2	0	0	2	3	5	0	1.000
TOTAL	4.40	3	0	10	4	0	0	1	0	28.2	33	14	14	13	25	3	0	2	125	.306	5	2	0	0	2	3	5	0	1.000



JACOB BURTON

RHP • R/R • 6-0 • 180 • Sophomore
Diana, Texas • New Diana HS

21

As a Freshman (2019)

Made 11 appearances, all in relief ... Compiled a 4.82 ERA in 9.1 innings and gave up five earned runs with seven strikeouts and six walks ... Held opponents to a .278 average ... Made two of his appearances in conference play, throwing 2.0 scoreless innings with one hit allowed and one strikeout ... Made his first collegiate appearance on Opening Weekend against Eastern Illinois (Feb. 16), giving up three earned runs in 2.0 innings ... Went on to make 10 more appearances throughout the season and never gave up more than one earned run ... Eight of his final 10 appearances were scoreless outings and never consisted of more than one inning of work ... Made his SEC debut against Tennessee (April 27), where he pitched one scoreless inning and struck out one ... Had at least one strikeout in seven of his 11 appearances ... Threw a season-high 32 pitches in his first collegiate appearance against EIU.

New Diana High School


Ranked in the top 500 in the nation by Perfect Game ... Named a Perfect Game Preseason Underclassmen All-American in 2016 and 2017 ... The No. 63-ranked player in the state of Texas and No. 33-ranked right-handed pitcher ... Was named a Perfect Game Preseason Second Team All-Region player ... Also played in the 2016 Junior National Showcase and 2016 Perfect Game Underclass All-American Games after his sophomore season ... Went 10-4 on the mound as a junior with 112 strikeouts and a 1.39 ERA ... Also hit .382 with eight doubles, five triples, two home runs, 22 RBIs, 46 runs scored, and 21 stolen bases as a junior ... Named back-to-back 16-3A Pitcher MVP as a sophomore and junior ... Selected to the TSWA All-State Team ... Played for Bernie Martinez at New Diana High School.



2020 RAZORBACKS

Jacob Burton Career Stats

Year	ERA	W	L	App	GS	CG	SHO	CBO	SV	IP	H	R	ER	BB	SO	2B	3B	HR	BF	B/Avg	WP	HBP	BK	SFA	SHA	PO	A	E	FLD%
2019	4.82	0	0	11	0	0	0	0	0	9.1	10	7	5	6	7	4	0	2	44	.278	1	2	0	0	0	0	0	1	.000
TOTAL	4.82	0	0	11	0	0	0	0	0	9.1	10	7	5	6	7	4	0	2	44	.278	1	2	0	0	0	0	0	1	.000



MARSHALL DENTON

RHP • R/R • 5-11 • 170 • R-Junior
Beebe, Ark. • Beebe HS

29

As a Redshirt-Sophomore (2019)

Made 24 appearances and four starts, compiling a 4.50 ERA over 30 innings and building up a 2-0 record ... Gave up just 15 earned runs and 30 hits, while striking out 31 ... Totaled just five walks during the season and never walked more than one in an outing ... Nine of his appearances came in SEC play as he threw 8.1 innings against league opponents and allowed just one run (1.08 ERA) ... Also struck out 11 in SEC play ... Finished the year with eight outings of 2.0 or more innings ... Made his first career start against Western Illinois (March 13), throwing 3.0 scoreless innings and allowing two hits, striking out three ... Made three other starts at Texas (vs. Oral Roberts (April 9) and vs. Northwestern State (April 24) ... Struck out a season-high four batters in two innings of work against Grambling State (April 30) ... Earned his first career save after retiring the final two batters at No. 6 Vanderbilt (April 14), both on strikeouts ... Appeared in both the NCAA Regional and Super Regional, throwing a combined 2.2 innings and allowing three earned runs and three hits.

As a Sophomore (2018)

Redshirted during his sophomore season.

As a Freshman (2017)

Appeared in eight games, one in conference play ... Threw 10.1 innings and struck out 10 batters, while allowing just six earned runs and three walks ... Worked a season-high 5.2 innings in his lone conference appearance (vs. Auburn - April 21), striking out a season-high five batters and throwing 79 pitches ... Did not give up a run in his first six appearances ... Made his collegiate debut against Bryant (Feb. 25).

Beebe High School


Ranked as the No. 489 right-handed pitcher and a top 1000 recruit in the nation according to Perfect Game ... Ranked the top right-handed pitcher and the No. 8 overall recruit in the state of Arkansas ... Named 2016 Rawlings-Perfect Game Southeast All-Region honorable mention ... Earned all-state honors ... Went 7-1 with a 0.46 earned run average in 2016 ... Recorded 92 strikeouts compared to nine walks in 46.0 innings pitched ... Also hit .442 with eight doubles, seven triples and was a perfect 13-for-13 in stolen base attempts in 2016 ... Struck out 96 batters in 51.0 innings and posted a 0.41 earned run average in 2015 ... Played summer ball for the Diamonds Baseball Club ... Pitched seven scoreless innings for Diamonds Baseball Club at the prestigious East Cobb Invitational in 2015 ... Played for head coach Mark Crafton at Beebe High School ... Also played for the Midland Redskins and played in the Connie Mack World Series.



2020 RAZORBACKS

Marshall Denton Career Stats

Year	ERA	W	L	App	GS	CG	SHO	CBO	SV	IP	H	R	ER	BB	SO	2B	3B	HR	BF	B/Avg	WP	HBP	BK	SFA	SHA	PO	A	E	FLD%
2017	5.23	0	0	8	0	0	0	0	0	10.1	10	6	6	3	10	3	0	3	45	.244	0	1	0	0	0	0	2	0	1.000
2019	4.50	2	0	24	4	0	0	0	1	30.0	30	17	15	3	31	6	1	4	128	.254	2	2	1	1	2	2	2	0	1.000
TOTAL	4.69	2	0	32	4	0	0	0	1	40.1	40	23	21	8	41	9	1	7	173	.252	2	3	1	1	2	2	4	0	1.000



CHRISTIAN FRANKLIN

OF • R/R • 5-11 • 185 • Sophomore
Overland Park, Kan. • Rockhurst HS

25

As a Freshman (2019)

>> SEC All-Freshman Team

Played in 64 games, starting 58 as Arkansas' primary left fielder ... Hit .274 with 55 hits, eight doubles, one triple, six home runs and 34 RBIs ... His average was highest among all Razorback freshmen and hit total was seventh-most on the team ... Also walked 24 times for a .361 on-base percentage ... Stole 12 bases, second-most on the team, and two in SEC play ... Hit .262 in SEC play, while playing in all 30 league games ... Seven of his 28 conference hits went for extra bases (4 doubles, 3 home runs) ... Also had 12 RBIs against SEC opponents ... Had six hits in the NCAA Tournament (.250), two in the NCAA Regional and a team-best four hits in the College World Series ... Led all Razorback hitters in Omaha, hitting .571 (4-for-7) with one double and one run scored ... Finished the season with 17 multi-hit games, seventh-most on the team and four games with three or more hits ... Eight of his multi-hit games came in conference play ... Also finished with nine multi-RBI games, six with three or more RBIs ... Began his Arkansas career going 16-for-42 (.381) in his first 14 games, with 16 RBIs, three doubles, two home runs and 11 runs scored ... Made his first collegiate appearance and start on Opening Day against Eastern Illinois (Feb. 16), going 2-for-5 (.400) with two-run scored and three RBIs ... Also hit a home run on Opening Day and had a stolen base ... Went a perfect 4-for-4 in game 2 against No. 18 Tennessee (April 27), a season-high, his only four-hit game this year and was the only freshman on the team to have a four-hit game during the season ... Had a season-high four RBIs against No. 9 Texas on the road, all four coming on a grand slam in an 11-4 Arkansas victory ... Stole a season-high two bases twice against USC (Feb. 22) and Central Connecticut (May 31) in the NCAA Regional ... In that game against CCSU, he went 2-for-3 at the plate with one RBI and one walk ... Had multi-hit performances in both games at the College World Series, earning a double against Florida State (June 15) and a stolen base against Texas Tech (June 17).

Rockhurst High School

Ranked as the top player in the state of Missouri by Perfect Game and No. 29 outfielder in the nation ... Named to back-to-back Perfect Game Preseason Underclassmen All-American Teams in 2016 and 2017 ... Named to 2018 Perfect Game Preseason All-Region Team ... Named to 2018 All-USA Missouri team ... Participated in 2016 WWBA Underclass World Championships and 2017 WWBA World Championships ... Has hit .361 over the last two seasons with 18 RBIs and 14 runs scored ... Played for Jim Degraw at Rockhurst High School.



2020 RAZORBACKS

Christian Franklin Career Stats

Year	Avg	GP	GS	AB	R	H	2B	3B	HR	RBI	TB	SLG%	BB	HBP	SO	GDP	OB%	SF	SH	SB	ATT	PO	A	E	FLD%
2018	.274	64	58	201	42	55	8	1	6	34	83	.413	24	4	66	8	.361	1	5	12	15	97	3	5	.952
TOTAL	.274	64	58	201	42	55	8	1	6	34	83	.413	24	4	66	8	.361	1	5	12	15	97	3	5	.952



MATT GOODHEART

INF/OF • L/R • 6-1 • 180 • Junior
Magnolia, Ark. • San Jacinto CC

10

As a Sophomore (2019)

- >> All-SEC Second Team
- >> SEC All-Tournament Team

Was Arkansas' top hitter, batting .345 over 58 games as the designated hitter with 70 hits, 16 doubles, two triples, five home runs and 47 RBIs ... Also walked 34 times and built up a .444 on-base percentage ... Hit .369 in conference play with 14 extra-base hits which led to his All-SEC Second Team selection ... Finished the year with the seventh-highest batting average among all league players and sixth-highest on-base percentage ... Ranked in the top-15 of the SEC in batting average (4th), slugging (14th - .544) and on-base percentage (4th - .463) ... Tied for the fourth-most doubles (11) against SEC opponents and was one of eight players with two or more triples (2) in conference play ... Led the team with a .273 batting average in the SEC Tournament and was named to the All-Tournament Team ... Hit .333 (11-for-33) in the NCAA Tournament with home runs against TCU (June 2) in the regional and Ole Miss (June 8) in the super regional ... Reached base safely in every game of the NCAA Tournament with hits in all but two games, including three multi-hit games ... Went 4-for-11 (.364) in the NCAA Regional and capped the weekend with a three-hit, one home run performance in the final against TCU (June 2) ... Notched 21 multi-hit games and 11 multi-RBI games, including five games of three or more hits and four games of three or more RBIs ... Hit his first career home run against Oral Roberts (April 9), part of a 2-for-4 game with a career-high four RBIs ... Tied a career-high three hits five times, the most recent coming in Game 2 of the NCAA Super Regional against Ole Miss (June 9), where he went 3-for-5 with a career-high two doubles and an RBI.

San Jacinto Community College (2018)

Batted .355 in 58 games, while hitting seven home runs and notching 43 RBIs with 55 runs scored and nine stolen bases ... Also walked 29 times and had 65 hits with 11 doubles and four triples ... His run total was good for fifth in the nation, while his average (13th), home runs (23rd), hits (11th), RBIs (18th) and walks (19th) were all top-25 totals in the country among junior college players ... Compiled a .464 on-base percentage, which was good for ninth in the nation ... Was named to the NJCAA Region XIV All-Conference Team ... Had a stellar month of March, hitting .418 (23-for-55) with 17 RBIs and a .500 on-base percentage ... Helped lead San Jacinto to an NJCAA Region XIV conference championship and a 52-15 record ... Played in the 2018 JUCO World Series, tallying a 4-for-15 (.267) performance at the plate over a five-game stretch with three runs scored and five RBIs.

Magnolia High School

Named Most Valuable Player (MVP) of the Class 5A state championship game as a junior ... Won state title with Magnolia in 2016 and finished as a runner-up in 2017.


2020 RAZORBACKS



2020 RAZORBACKS

Matt Goodheart Career Stats

Year	Avg	GP	GS	AB	R	H	2B	3B	HR	RBI	TB	SLG%	BB	HBP	SO	GDP	OB%	SF	SH	SB	ATT	PO	A	E	FLD%
2018 (SJCC)	.355	58	53	183	55	65	11	4	7	43	105	.574	29	8	25	5	.464	0	3	9	15	35	1	1	.973
2019	.345	58	51	203	35	70	16	2	5	47	105	.517	34	2	45	1	.444	0	1	5	7	6	0	0	1.000
TOTAL	.350	116	104	386	90	135	27	6	12	90	210	.544	63	10	70	6	.453	0	4	14	22	41	1	1	.977

**TREY HARRIS**

OF • R/R • 5-10 • 175 • Sophomore
Little Rock, Ark. • Little Rock Christian Academy

19**As a Freshman (2019)**

Appeared in 15 games, starting nine in the outfield ... Hit .257 with nine hits, three being doubles, and had nine RBIs ... Also scored five runs and had three walks ... Two of his games played occurred in SEC play (at Alabama - March 23; at Auburn - April 5), both were starts ... Tallied his first collegiate hit vs. Stony Brook (March 2), also scored twice in that game ... Had a season-high two hits against Louisiana Tech (March 9), one being a double ... Tallied a pinch-hit two-RBI double in the series-opener against Louisiana Tech (March 8) to push Arkansas ahead for the final tally (4-2) ... Also had hits against Western Illinois (March 13), at Alabama (March 23), Missouri State (March 26) and Northwestern State (April 23) ... Tallied a season-high two walks in his first career appearance against Memphis (Feb. 27).

Little Rock Christian Academy


The No. 5-ranked player in Arkansas and second-ranked outfielder ... A 2018 Perfect Game Preseason All-Southeast Region Honorable Mention ... Hit .408 in the fall of 2017 with the Arkansas Sticks travel team and was successful on all eight stolen base attempts ... Named MVP of the 2018 Arkansas High School Coaches Association All-Star Game ... Walked in all three of his plate appearances, stealing two bases and scoring two runs ... Named to 2018 All-USA Arkansas team ... Also named to 2018 AHSAA All-State team ... Led Little Rock Christian to the Arkansas Class 5A state semifinals ... Also played football at LRCA, hauling in 70 receptions as a senior for 1,184 yards and 16 touchdowns.



2020 RAZORBACKS

Trey Harris Career Stats

Year	Avg	GP	GS	AB	R	H	2B	3B	HR	RBI	TB	SLG%	BB	HBP	SO	GDP	OB%	SF	SH	SB	ATT	PO	A	E	FLD%
2019	.257	15	9	35	5	9	3	0	0	6	12	.343	3	2	6	0	.341	1	1	0	0	1	0	1	.500
TOTAL	.257	15	9	35	5	9	3	0	0	6	12	.343	3	2	6	0	.341	1	1	0	0	1	0	1	.500



LIAM HENRY

LHP • L/L • 6-2 • 185 • Sophomore
Kansas City, Mo. • Park Hill HS

49

As a Freshman (2019)

Made nine appearances, all in relief and built up a 4.32 ERA ... Pitched 8.1 innings and allowed four runs on six hits with seven strikeouts and eight walks ... Held opponents to a .200 batting average, the second-lowest on the pitching staff among pitchers with 8.0+ innings of work ... Also made two appearances in SEC play, throwing 2.0 scoreless innings and striking out two with three walks ... Made first career appearance against Memphis (Feb. 27), throwing one inning and allowing just one run on one hit, a home run ... Did not allow more than one run in all nine of his outings ... Threw a season-high 1.2 innings against Little Rock (April 2), allowing one run with two walks ... Matched a season-high two strikeouts twice, coming at Vanderbilt (April 13) and against Arkansas-Pine Bluff (April 16) ... Notched at least one strikeout in five of his nine appearances.

Park Hill High School

Ranked No. 229 player in the nation according to Perfect Game ... No. 2-ranked player in the state of Missouri according to Perfect Game and top-ranked left-handed pitcher ... A 2018 Perfect Game Preseason All-Central Region First Team selection ... Participated in 2016 Perfect Game Underclass All-American Game and 2017 National Showcase ... Named first team all-conference player after junior season ... Helped Park Hill reach the 2017 Class 4 District 16 tournament ... Served as ace of the pitching staff and also played center field ... Compiled a record of 3-3 with a 2.02 ERA in a team-high 34.2 innings in 2017 ... Struck out 47 batters and walked 19 ... Also hit .361 during his junior year with a team-best .529 on-base percentage ... Played football at Park Hill High School ... Played baseball for coach Bill Sobbe at Park Hill.



2020 RAZORBACKS

Liam Henry Career Stats

Year	ERA	W	L	App	GS	CG	SHO	CBO	SV	IP	H	R	ER	BB	SO	2B	3B	HR	BF	B/Avg	WP	HBP	BK	SFA	SHA	PO	A	E	FLD%
2019	4.32	0	1	9	0	0	0	0	0	8.1	6	4	4	8	7	1	0	1	40	.200	3	1	0	1	0	0	0	0	.000
TOTAL	4.32	0	1	9	0	0	0	0	0	8.1	6	4	4	8	7	1	0	1	40	.200	3	1	0	1	0	0	0	0	.000



HESTON KJERSTAD

OF • L/R • 6-3 • 205 • Junior
Amarillo, Texas • Canyon Randall HS

18

As a Sophomore (2019)

- >> *All-SEC Second Team*
- >> *Preseason Golden Spikes Watch List*

Finished with the third-highest batting average on the team (.327), playing 65 games ... Also matched his hit total (87) from 2018 and totaled 13 doubles, one triple and a career-best 17 home runs ... Notched 51 RBIs, becoming the first Razorback to have 50 or more RBIs in his first two seasons since Rodney Nye in 1998 and 1999 ... His home run total tied for second-most in the SEC and good for 28th in the nation ... His hit total was also good for 10th-best in the league and his team-best slugging percentage (.575) was the ninth-highest in the conference ... Totaled 153 bases, good for second on the team, fifth in the SEC and 18th most in the nation ... In conference play, hit .319 in 29 games, the second-highest average on the team with six home runs and 20 RBIs ... Also slugged .509 and had a .402 on-base percentage against conference opponents ... In the NCAA Tournament, he hit .313, the third-highest average on the team with a .688 slugging percentage, three home runs and seven RBIs ... Had a home run in the NCAA Fayetteville Regional (vs. Central Connecticut - May 31), in the NCAA Fayetteville Super Regional (vs. Ole Miss - June 10) and in the College World Series (vs. Texas Tech - June 17) and now has five postseason home runs in his career ... Finished the year with 24 multi-hit games and 13 multi-RBI games ... Half of his multi-hit games consisted of three hits or more, including two four-hit games (vs. Western Illinois - March 12; at #7 Vanderbilt - April 14) ... Had a 14-game hitting streak from March 31-April 24, matching a career-long and tying for the longest on the team ... Hit .369 during that hit streak with 24 hits, 16 RBIs and five home runs ... Also had seven multi-hit games during that streak, including two games with three hits or more (4 at Vanderbilt - April 14 & 3 vs. Northwestern St. - April 23) ... Against Vanderbilt, he tied his career high with four hits with three of those hits being singles and drove in one RBI in the 14-12 come-from-behind victory ... Tied his career high in hits earlier in the year against Western Illinois (March 13), going a perfect 4-for-4 with a triple and a home run falling a double short of the cycle, while also scoring a career-high three runs ... Had one of the best bats in the month of April, hitting .364 with a team-best eight home runs and 25 RBIs ... Had eight multi-hit games during the month and also had two 5-RBI games (vs. Oral Roberts -April 9; vs. #18 Tennessee - April 27) ... Against ORU, he only had two hits, but both were home runs, including his second-career grand slam ... Ten games later, he notched his fourth multi-home run game of his career against Tennessee (April 27), part of a three-hit game ... Was nearly held hitless in the NCAA Super Regional against Ole Miss, going 0-for-4 in Game 1 and just 1-for-4 in Game 2, but went 3-for-4 in Game 3 with four RBIs with a career-high two doubles and one home run in the 14-1 victory.

As a Freshman (2018)

- >> *SEC Freshman of the Year*
- >> *All-SEC Second Team*
- >> *SEC All-Freshman Team*
- >> *NCBWA First Team Freshman All-American*
- >> *Collegiate Baseball Freshman All-American*

Played in and started all 69 games in the outfield ... Hit .332, good for second on the team with 87 hits, 30 for extra bases, 16 doubles, 14 home runs, 58 RBIs and 145 total bases ... Won SEC Freshman of the Year honors, becoming only the third Razorback to win a major SEC award (Andrew Benintendi - 2015; Nick Schmidt - 2006) ... His 87 hits tied with fellow freshman Casey Martin for the Arkansas freshman single-season record ... His 65 runs scored and 14 home runs led the team and were good for fourth and ninth in the SEC, respectively ... The 14 home runs set an Arkansas freshman single-season record, previously set by Zack Cox (13 in 2009) ... His 145 total bases were the most by any freshman in the SEC and also set an Arkansas freshman single-season record, previously set by Danny Hamblin (122 in 2004) ... Hit .322 in SEC play with five home runs and 21 RBIs ... Also slugged .521 and had a .375 on-base percentage against league opponents ... In the NCAA Tournament, he hit .311, the third-highest average on the team with a .659 slugging percentage, three home runs and 11 RBIs ... In the College World Series, he hit .250 with six hits and four RBIs ... Finished the year with 24 multi-hit games and 13 multi-RBI games ... Tallied his first three-hit game on Opening Day vs. Bucknell (Feb. 16), part of a 3-for-4 day with three runs scored and one double ... Hit his first collegiate home run against Arizona (Feb. 21) in San Diego, California, a solo shot that was the only run of the game ... Combined in series at Charlotte (March 21) and Florida (March 23-25), went 9-for-16 (.563) at the plate with six extra-base hits, three home runs and a staggering 1.313 slugging percentage, while striking out just twice ... Had a season-high four RBIs against Dayton (March 1), Missouri State (April 17) and Oral Roberts (June 1) in the NCAA Fayetteville Regional ... In the game against Dayton, he was just 1-for-4, but his lone hit was his first career grand slam ... In the NCAA Regional opener against Oral Roberts, he went 3-for-5 with two home runs, his second multi-home run game of the year ... Finished the regional 5-for-10 (.500), leading all Razorbacks with five RBIs and three walks ... Established Arkansas' freshman single-season home run record (14) with a solo shot in game two of the NCAA Fayetteville Super Regional against South Carolina (June 10) ... Strung together a 14-game hitting streak from March 14 against Texas to April 4 against ULM, the longest hitting streak on the team ... Hit .439 during that streak with eight multi-hit games and three games with three hits or more ... Throughout the month of March, he hit .360 with six home runs and 22 RBIs ... Was one of five freshmen and the only freshman in the SEC to have a .330 batting average or higher and a .550 slugging percentage or higher.

In the Draft

2017 - Seattle Mariners, 36th round (1,083 overall)

Canyon Randall High School

Ranked No. 369 in the nation by Perfect Game and No. 26 in the state of Texas ... Attended the Perfect Game South Underclass Showcase as a freshman ... Named the District 3-5A Newcomer of the Year in 2015 ... Part of Canyon Randall team that finished 2015 with a 33-6 record and a district championship ... Was also a Third Team TSWA 5A All-State player as a sophomore ... Completed a stellar junior campaign by batting .477 at the plate with 32 RBI ... Named District 3-5A MVP and First Team 5A All-State player in 2016 ... Member of Amarillo Globe-News 2016 Baseball Super Team ... Attended the 2016 Perfect Game National Showcase ... Played summer ball with D-Bat 17u Robertson and was part of the AABC Connie Mack World Series ... Named to CMWS All-Tournament Team after batting .524 with five extra-base hits ... Played for Cory Hamilton at Canyon Randall High School.



2020 RAZORBACKS

Heston Kjerstad Career Stats

Year	Avg	GP	GS	AB	R	H	2B	3B	HR	RBI	TB	SLG%	BB	HBP	SO	GDP	OB%	SF	SH	SB	ATT	PO	A	E	FLD%
2018	.332	69	69	262	65	87	16	0	14	58	145	.553	26	18	55	3	.419	7	0	3	3	116	4	7	.945
2019	.327	65	65	266	53	87	13	1	17	51	153	.575	21	12	65	4	.400	1	0	5	5	110	2	2	.982
TOTAL	.330	134	134	528	118	174	29	1	31	109	298	.564	47	30	120	7	.409	8	0	8	8	226	6	9	.963



KEVIN KOPPS

RHP • R/R • 6-0 • 205 • R-Junior
 Sugar Land, Texas • George Ranch HS

45

As a Redshirt-Sophomore (2019)

Made a team-high 30 appearances, all in relief, one year after having Tommy John surgery ... Generated a 3.89 ERA and a 6-3 record in 41.2 innings ... The six wins were tied for the third-most on the team ... Also made 16 appearances in conference play, building up a 4-3 record and a 4.35 ERA ... Pitched 20.2 innings against SEC opponents with 10 runs allowed and 25 strikeouts ... Earned conference wins against Auburn (April 5), Mississippi State (April 19), Tennessee (April 26), LSU (May 10) ... Also earned the win in the SEC Tournament against Ole Miss (May 22), going 1.2 innings and allowing just one run on two hits and striking out two ... Only gave up one run in his first 10 appearances, coming off a home run against Stony Brook (March 1) ... Also walked just four over that same span and struck out 17 ... Only worked more than two innings four times, twice coming in the NCAA Tournament (vs. Ole Miss - June 9; vs. Texas Tech - June 17) ... Pitched a season-high 4.0 innings against LSU (May 10), giving up just one hit, one walk and striking out four ... The four strikeouts tied a season-high, which he matched four times throughout the season (at Alabama - March 24; vs. Central Connecticut St. - May 31; vs. Texas Tech - June 17) ... Notched 19 scoreless outings, five of two innings or more.

As a Sophomore (2018)

Did not appear in a game after going through Tommy John surgery ... Earned a medical redshirt.

As a Redshirt Freshman (2017)

Made 22 appearances with five starts in his first full season ... Generated a 3.31 ERA and a 3-1 record over 49.0 innings with 40 strikeouts ... Also totaled two saves against New Orleans (March 22) and at Texas A&M (May 20) ... Made 10 appearances in conference play, all out of the bullpen ... Allowed just nine earned runs in 25.0 innings for a 3.24 ERA, the second-lowest among all Razorbacks pitchers with 10.0 or more innings ... Earned a victory in his first collegiate start against Miami (Ohio) (Feb. 19), going 3.1 innings, while allowing one run with a career-high five strikeouts ... Also earned the win against Georgia (April 15) after a career-high 5.2 scoreless innings out of the bullpen with three strikeouts ... Earned the start in the SEC Tournament Championship against LSU (May 28) ... Gave up just one earned run over 3.0 innings with one strikeout and no walks ... Struck out four or more batters four times (Miami [Ohio] - Feb. 19; at Missouri - March 26; at Alabama - April 1; at Texas A&M - May 20) ... Started game one of the NCAA Fayetteville Regional final against Missouri State (June 4), throwing 2.0 innings and allowing two earned runs with two strikeouts in the 11-10 win ... Notched 11 scoreless outings, seven of two innings or more ... Named to SEC Spring Academic Honor Roll.

As a Freshman (2016)

Redshirted the 2016 season ... Named to First-Year SEC Academic Honor Roll

George Ranch High School

Played for head coach Greg Kobza ... 23-5A All-District MVP pitcher ... Two-time All-State honorable mention ... Two-time All-Greater Houston selection ... In his junior and senior seasons, struck out 172 out of 524 batters faced with a 17-4 overall record ... Batted over .300 in the regular season and playoffs combined ... Graduated with a 4.0 GPA ... Member of the National Honor Society ... Most memorable athletic moment was pitching in the Connie Mack World Series.



2020 RAZORBACKS

Kevin Kopps Career Stats

Year	ERA	W	L	App	GS	CG	SHO	CBO	SV	IP	H	R	ER	BB	SO	2B	3B	HR	BF	B/Avg	WP	HBP	BK	SFA	SHA	PO	A	E	FLD%
2016																													
2017	3.31	3	1	22	5	0	0	2	2	49.0	46	20	18	18	40	7	0	3	203	.254	5	3	0	0	1	4	7	1	.917
2018																													
2019	3.89	6	3	30	0	0	0	2	0	41.2	38	18	18	14	52	9	0	4	179	.242	3	3	0	1	4	2	4	0	1.000
TOTAL	3.57	9	4	52	5	0	0	4	2	90.2	84	38	36	32	92	16	0	7	382	.249	8	6	0	1	5	6	11	1	.944



CASEY MARTIN

INF • R/R • 5-11 • 175 • Junior
Lonoke, Ark. • Lonoke HS

15

As a Sophomore (2019)

- >> All-SEC Second Team
- >> SEC Player of the Week (April 22)
- >> Golden Spikes Award Watch List
- >> Preseason All-SEC First Team

Started all 66 games at shortstop ... Hit .286 with 81 hits and career-highs in doubles (21), home runs (15) and RBIs (57) ... Finished fourth on the team in slugging (.548) and third in stolen bases (10) ... Also had 155 total bases throughout the year, which was third-highest in the SEC and ranked 15th in the country ... His 21 doubles were seventh-highest in the SEC and 31st in the nation ... The home run total was fourth-highest in the league ... Had four triples, tying for second in the SEC with teammate Jack Kenley ... Finished tied for the team lead with 26 multi-hit games and second in multi-hit games (16) ... Seven of those multi-hit games were of three hits or more and seven of the multi-RBI games were of three RBIs or more ... Hit .295 in conference play, fourth-highest average on the team with 38 hits, 28 runs scored, a team-leading nine home runs and 22 RBIs ... Already has compiled 28 home runs in his career, which is five off the Arkansas all-time top-10 ... Had seven hits in the NCAA Tournament, four in the NCAA Fayetteville Super Regional against Ole Miss ... Three of the four hits were singles, the other being a double in the second game of the series (June 9) ... Went a combined 4-for-9 (.444) in the super regional with three RBIs to help Arkansas to its 10th College World Series appearance ... Was named the SEC Player of the Week on April 22, his third SEC weekly honor of his career ... Hit .471 during the award-winning week in a midweek win over Arkansas-Pine Bluff and series sweep over No. 2 Mississippi State ... Five of his eight hits and six of his 10 RBIs come against the Bulldogs to help Arkansas to its second SEC series sweep and second sweep over Mississippi State in the last three years ... Also totaled a career-high four RBIs twice during the week, once coming in the 16-4 win over Arkansas-Pine Bluff (April 16) and the other in a 12-5 series-clinching victory over MSU (April 20) ... Topped the career-high RBI total with five driven in a 2-for-5 game against Tennessee (April 27), three off the home run ... Had a career-high four hits in a game twice, coming against Oral Roberts (April 9) and No. 15 LSU (May 9) ... Notched his first career two-home run game at No. 17 Texas A&M (May 16), one being a lead-off home run in the 7-3 victory ... Finished the year with three inside-the-park home runs (vs. La. Tech - March 9; vs. Grambling - April 30; vs. Kentucky - May 3) ... Had his best postseason round in the NCAA Super Regionals against Ole Miss, hitting .308 (4-for-13 with one double, five runs scored and three RBIs ... Had two hits each in games one and two against the Rebels, including a two-RBI performance in the Game 1 win.

As a Freshman (2018)

- >> All-SEC Second Team
- >> SEC All-Freshman Team
- >> NCBWA First Team Freshman All-American
- >> Collegiate Baseball Freshman All-American

Played in 67 games with 62 starts, primarily at third base ... Hit a team-leading .345 with 87 hits, 14 doubles, 13 home runs and 49 RBIs ... Also led all Razorbacks with a .556 slugging percentage and was fourth with a .418 on-base percentage ... His 87 hits tied with teammate Heston Kjerstad for second-most on the team and setting an Arkansas freshman single-season record ... His 14 home runs also broke the previous Arkansas freshman single-season record, but were only two less than Kjerstad ... Stole a team-leading eight bases ... Had the third-best average on the team in SEC play (.333) and highest among freshmen ... Led all Razorbacks in the NCAA Tournament with a .352 average, including .357 in the College World Series ... Had 19 hits over 12 games in the NCAA Tournament, including five doubles and 12 runs scored ... Totaled 10 of his 19 tournament hits just in the CWS ... Led all Razorbacks with 29 multi-hit games and was fourth on the team in multi-RBI games (12) ... Had six games with three hits or more and three games with four or more ... His four-hit games came against Bucknell (Feb. 17), at Georgia (May 17) and vs. Florida (June 22) in the College World Series ... Made his first career appearance on Opening Day against Bucknell (Feb. 16) and first career start the next day at third base ... Notched a five-RBI game in his second appearance of the season, going 4-for-6 with a home run, a double and three runs scored ... Had a season-high six-RBI day against Dayton (Feb. 28) with a season-high two home runs ... Was named SEC Freshman of the Week after series against Dayton (Feb. 28-March 1) and USC (March 2-4), hitting .444 over the five-game stretch with seven RBIs and eight hits ... Strung together a 13-game hitting streak from Feb. 28 against Dayton to March 17 against Kentucky ... Hit an even .400 during that streak with 20 hits, three doubles, six home runs and 17 RBIs ... Earned SEC All-Tournament honors after going 4-for-12 (.333) with three home runs, helping Arkansas reach the semifinals ... Notched his second two home run game of the season in the SEC Tournament quarterfinals against South Carolina (May 23), part of a three-RBI day ... Led Arkansas with six hits and five runs scored in the NCAA Super Regional against South Carolina (June 9-11) ... Began the CWS with eight hits in his first 14 at-bats (.571), including a 4-for-5 day against Florida in the CWS Semifinals ... Was one of only two players (Dominic Fletcher) to record a four-hit game in the 2018 CWS ... Finished the CWS with the fourth-most hits (10) of any player in the field and fifth-highest batting average among players with 10 or more at-bats.

Lonoke High School

2018 Arkansas Gatorade Player of the Year ... Ranked No. 270 in the nation by Perfect Game and No. 3 overall in the state of Arkansas ... Batted .508 as a junior for Lonoke High School with 25 runs scored, 18 extra base hits and 30 RBIs ... Also stole 11 bases and compiled a 0.70 ERA on the mound with 18 strikeouts in 10.0 innings pitched ... Named First Team All-State by Arkansas Prep Baseball Report in 2016 ... Was also named to the Arkansas Democrat-Gazette All-Arkansas Baseball First Team ... Named to 4A All-State and All-Tournament Teams as a junior ... Played for Darrick Lowery at Lonoke High School.


2020 RAZORBACKS



2020 RAZORBACKS

Casey Martin Career Stats

Year	Avg	GP	GS	AB	R	H	2B	3B	HR	RBI	TB	SLG%	BB	HBP	SO	GDP	OB%	SF	SH	SB	ATT	PO	A	E	FLD%
2018	.345	67	62	252	50	87	14	0	13	49	140	.556	27	6	64	2	.418	2	3	8	9	55	92	15	.907
2019	.286	66	66	283	67	81	21	4	15	57	155	.548	30	5	79	0	.364	1	4	10	12	92	147	23	.912
TOTAL	.314	133	128	535	117	168	35	4	28	106	295	.551	57	11	143	2	.389	3	7	18	21	147	239	38	.910



CADEN MONKE

LHP • L/L • 6-3 • 170 • Sophomore
Mt. Olive, Ill. • Mt. Olives HS


37

As a Freshman (2019)

Made six appearances, all in non-conference play ... Threw 3.0 innings and allowed six runs on three hits with five strikeouts and five walks ... Made first collegiate appearance vs. Memphis (Feb. 27), throwing one scoreless inning and striking out the side, which was also a season-high strikeouts ... Saw the field against Stony Brook (March 2), Louisiana Tech (March 9), at Texas (March 20), Oral Roberts (April 9) and Northwestern State (April 24) ... Threw a season-high 1.0 inning twice vs. Memphis and ORU.

Mt. Olive High School

Ranked the No. 364 player in the nation by Perfect Game and is the No. 3 ranked player in the state of Illinois by Prep Baseball Report ... Named to 2016 and 2017 Perfect Game Preseason Underclassmen All-American Teams ... Played in 2017 Perfect Game National Showcase ... As a senior, struck out 57 over 26.2 innings with a 4.46 ERA over eight appearances ... Had seven wins and 100 strikeouts in 66.1 innings over the last three seasons at Mt. Olive High School ... Had his best season as a junior, compiling a 2.62 ERA with a career-high five wins and 66 strikeouts ... Named Prairie State All-Conference in 2016 and 2017 ... Plays under head coach Chris Monke at Mt. Olive High School.



2020 RAZORBACKS

Caden Monke Career Stats

Year	ERA	W	L	App	GS	CG	SHO	CBO	SV	IP	H	R	ER	BB	SO	2B	3B	HR	BF	B/Avg	WP	HBP	BK	SFA	SHA	PO	A	E	FLD%
2019	18.00	0	0	6	0	0	0	0	0	3.0	3	6	6	5	5	1	0	0	21	.231	1	3	0	0	0	0	0	0	.000
TOTAL	18.00	0	0	6	0	0	0	0	0	3.0	3	6	6	5	5	1	0	0	21	.231	1	3	0	0	0	0	0	0	.000



JACOB NESBIT

INF • R/R • 6-0 • 180 • R-Sophomore
Coppell, Texas • Coppell HS

5

As a Redshirt-Freshman (2019)

>> *SEC Freshman of the Week (March 25)*

Played in 64 games, starting 61 at third base and hit .255 with 54 hits, 10 doubles, three home runs and 42 RBIs ... Also walked 26 times and stole seven bases, one of six Razorbacks to steal seven or more during the season ... Only made four errors at third base for a .964 fielding percentage, one in non-conference play ... Hit .217 in SEC play, including five doubles, all three of his home runs and 23 RBIs ... Finished the season with 12 multi-hit games and 10 multi-RBI games ... Had a team-best 15-game hit streak from March 6-26 where he hit .412 with four extra-base hits (3 doubles, 1 home run) and 15 RBIs ... It was the longest hit streak by a Razorback since Tyler Spoon had a hit in 16-straight games back in 2015 and tied for the second-longest in the SEC in 2019 ... Also stole three bases during that stretch ... Reached base in a team-best 24-straight games to start the year (Feb. 16-March 30) ... Named the SEC Freshman of the Week after helping the Razorbacks split a two-game midweek series at No. 9 Texas and a road series win at Alabama where he went 8-for-19 (.421) and completing his 15-game hit streak ... Turned in a career-high six RBIs against No. 18 Tennessee (4/26), part of a 3-for-3 game with a run scored, one double and one home run.

As a Freshman (2018)

Nesbit redshirted during his first year on campus.

Coppell High School

Ranked No. 31 in the state of Texas by Perfect Game and the No. 4 shortstop ... Batted .294 with 21 RBIs, 15 runs, four doubles and one home run as a junior ... Hit .354 at the plate as a sophomore with 26 stolen bases ... Also added seven doubles, four triples and 15 RBIs in 2015 ... Named UIL All-District 7-6A Newcomer of the Year as a sophomore ... Third Team Rawlings-Perfect Game Preseason Underclass All-American as a junior ... Played for Kendall Clark at Coppell HS.



2020 RAZORBACKS

Jacob Nesbit Career Stats

Year	Avg	GP	GS	AB	R	H	2B	3B	HR	RBI	TB	SLG%	BB	HBP	SO	GDP	OB%	SF	SH	SB	ATT	PO	A	E	FLD%
2018																									
2019	.255	64	61	212	35	54	10	0	3	42	73	.344	26	3	56	3	.333	8	6	7	10	24	83	4	.964
TOTAL	.255	64	61	212	35	54	10	0	3	42	73	.344	26	3	56	3	.333	8	6	7	10	24	83	4	.964



CONNOR NOLAND

RHP • R/R • 6-2 • 215 • Sophomore
Greenwood, Ark. • Greenwood HS

13

As a Freshman (2019)

- >> SEC All-Freshman Team
- >> Perfect Game Freshman All-American

Made 20 appearances on the mound, 19 being starts ... Named to Opening Week rotation, starting game two against Eastern Illinois (Feb. 16) ... Built up a 4.02 ERA over 78.1 innings, the second most by a Razorback pitcher in 2019 ... Had six outings of five or more innings (Louisiana Tech - March 9, Mississippi State - April 20, Tennessee - April 28, LSU - May 11, Ole Miss - May 24, Central Connecticut - May 31) ... Went 3-5 with wins over Arkansas-Pine Bluff (April 16), Mississippi State (April 20) and Central Connecticut (May 31) in the NCAA Regional ... His lone relief appearance came against Missouri State (March 26) where he threw one scoreless inning on 12 pitches ... Struck out 55 batters during the season and walked only 14 for a 3.9 strikeout-to-walk ratio, the 14th-highest in the SEC ... Never allowed more than two walks in an appearance ... Walk total (14) tied for the 37th-lowest in the nation and tied for third-lowest in the SEC ... Pitched a season-high 7.2 scoreless innings in his 11th start of the year, coming against No. 2 Mississippi State (April 20), striking out five with no walks and only four hits allowed ... Followed it up with a second-straight 7+ inning outing, going 7.0 against No. 18 Tennessee (April 28) and striking out a season-high 10 batters with only two hits allowed and one walk ... Started the opening game of the NCAA Fayetteville Regional vs. Central Connecticut (May 31), going 5.1 innings with two hits allowed, one earned run, one walk and two strikeouts on 58 pitches ... Combined during the NCAA Tournament, made three starts, throwing 10.1 innings and allowing only one walk.

2020 RAZORBACKS

2018 FOOTBALL: Played in four games for the Razorbacks in 2018, starting once on homecoming against Tulsa (Oct. 20) ... Totaled 130 snaps over the course of his freshman year, with a season-high coming in his start vs. the Golden Hurricane at 57 ... Completed 21 passes on 42 attempts, throwing one touchdown while totaling 255 yards for a 50.0 completion percentage ... Entered against North Texas and went 4-for-7 for 25 yards, hitting a long of 11 yards in the contest ... Got the starting nod vs. Tulsa and led the Razorbacks to a win, going 10-of-16 for 124 yards and a touchdown in the 23-0 victory ... Connected with Grayson Gunter on a seven-yard pass in the second quarter to go up 10-0 ... Season-high passing yards and completions in the game ... Also played in the final two games on the road, with a 2-for-3 line for eight yards at Mississippi State ... Went 5-of-16 at Missouri, throwing for 98 yards while connecting on his longest pass of the year, a 43-yarder to Devwah Whaley in the third quarter ... Helped the Arkansas offense to 4,028 yards of total offense and 28 touchdowns, with 2,307 yards and 17 scores coming through the air.

Greenwood High School


A four-star athlete in football, according to ESPN and the No. 6 overall ranked player in the state of Arkansas by Perfect Game ... A 2018 Preseason All-American by Perfect Game and top-500 ranking among all players in the nation ... Compiled a 0.45 ERA over his final two years of high school, including a 0.42 ERA as a senior ... Was a perfect 10-0 on the mound in 2018, allowing just four earned runs in 66.2 innings ... Also struck out 123 batters and walked only 14 ... Notched seven games throughout the year with at least 10 strikeouts ... Did not allow a run in his final eight starts, including a 4-0 win over Benton in the Class 6A state championship game ... Struck out 12 in the championship game in 2018 ... 2018 Arkansas Democrat-Gazette All-Arkansas Preps baseball player of the year ... Also was a force, offensively, hitting .424 with four home runs and 37 RBIs ... Played for head coach Trey Holloway.



2020 RAZORBACKS

Connor Noland Career Stats

Year	ERA	W	L	App	GS	CG	SHO	CBO	SV	IP	H	R	ER	BB	SO	2B	3B	HR	BF	B/Avg	WP	HBP	BK	SFA	SHA	PO	A	E	FLD%
2019	4.02	3	5	20	19	0	0	0	0	78.1	73	42	35	14	55	6	0	12	323	.244	4	3	0	2	5	8	14	2	.917
TOTAL	4.02	3	5	20	19	0	0	0	0	78.1	73	42	35	14	55	6	0	12	323	.244	4	3	0	2	5	8	14	2	.917



CASEY OPITZ

C • S/R • 5-11 • 195 • Junior
Centennial, Colo. • Heritage HS

12

As a Sophomore (2019)

Was the Razorbacks' primary catcher, playing in 58 games, starting 50, and hitting a career-high .243 with 31 runs scored, 43 hits, three home runs and 33 RBIs, all career bests ... Also walked 38 times and stole seven bases ... Had a .379 on-base percentage, the sixth highest on the team ... Totaled 22 caught stolen bases, which was the most in the SEC and a career-high ... It was the most caught stolen bases by a Razorback catcher in the last three seasons ... Also had 14 caught stolen bases in SEC play ... Hit slightly better in conference play, going .265 at the plate with 15 RBIs and 17 walks ... Had six hits in the NCAA Tournament, four coming in the NCAA Super Regional vs. Ole Miss ... Finished with the second-highest average (.444) on the team in the super regional and slugged .778 with a team-high tying five RBIs ... Went a perfect 3-for-3 in the deciding game of the NCAA Super Regional against Ole Miss (June 10), including a career-high four RBIs and his third home run of the year ... Finished with two of Arkansas' walk-off hits (vs. Missouri - March 17; vs. No. 18 Tennessee - April 28) and also had the go-ahead hit on the road at No. 6 Vanderbilt (April 14) ... Also finished with six multi-hit games, four of three hits or more, and seven multi-RBI games ... Games of three hits or more include: 4 at Vanderbilt (April 14), 3 vs. Mississippi St. (April 19), 3 at Kentucky (May 3), 3 vs. Ole Miss in NCAA Super Regional June 10 ... His four hits against Vanderbilt were a career-high and included the go-ahead ninth-inning hit that helped Arkansas complete a two-run comeback in the final frame to avoid a sweep ... Tallied a career-high three walks in a 9-2 victory over Charlotte (March 6).

As a Freshman (2018)

Appeared in 19 games, starting seven ... Compiled a .222 batting average with six hits in 27 at-bats ... Two of his hits went for doubles and he had five RBIs ... Also walked three times and had two sacrifice flies ... Appeared in six conference games with two starts (at Mississippi State - April 21; at Georgia - May 17) ... Totaled two multi-hit games (at San Diego - Feb. 25; vs. Dayton - Mach 1) and had a double and an RBI in both games ... Also tallied RBIs against ULM (April 3), at Mississippi State (April 21) and against Texas A&M (May 13) ... Appeared in two NCAA Fayetteville Regional games (vs. Oral Roberts - June 1; vs. Southern Miss - June 2), both as a defensive replacement ... Caught seven would-be base stealers, two less than every day catcher Grant Koch.

In the Draft

2017 - Cleveland Indians, 27th round (822 overall)

Heritage High School

Ranked the No. 3 player in the state of Colorado and the top catcher overall by Perfect Game ... Combined to hit .313 in his first two years of high school with 27 runs scored, 10 extra-base hits and 32 RBIs ... Upped all of those totals as a junior in 2016, hitting .424 with 23 runs, seven extra-base hits and 11 RBIs in 21 games ... Threw out eight base runners in 11 stolen base attempts ... Named First Team All-Continental League as a sophomore and junior ... Attended the 2016 Perfect Game Rocky Mountain Showcase ... Played summer ball with the Midland Redskins, which made the AABC Connie Mack World Series ... Played for head coach Scott Hormann for Heritage High School.



2020 RAZORBACKS

Casey Opitz Career Stats

Year	Avg	GP	GS	AB	R	H	2B	3B	HR	RBI	TB	SLG%	BB	HBP	SO	GDP	OB%	SF	SH	SB	ATT	PO	A	E	FLD%
2018	.222	19	7	27	6	6	2	0	0	5	8	.296	3	1	8	0	.303	2	1	0	0	80	19	2	.980
2019	.243	58	50	177	31	43	3	0	3	33	55	.311	38	2	45	8	.379	2	1	7	7	473	54	4	.992
TOTAL	.240	77	57	204	37	49	5	0	3	38	63	.309	41	3	53	8	.369	4	2	7	7	553	73	6	.991



KOLE RAMAGE

RHP • R/R • 6-1 • 200 • Junior
 Southlake, Texas • Southlake Carroll HS

28

As a Sophomore (2019)

Made 24 appearances with two starts ... His appearance total tied for third-most on the team ... Compiled a 5.25 ERA and a 7-1 record, the second-most wins on the pitching staff ... Also totaled 53 strikeouts while giving up 35 earned runs in 60.0 innings ... Walked 29 batters and held opponents to a .260 batting average ... Made nine appearances in SEC play, going 1-0 with a 7.09 ERA in 26.2 innings ... Struck out 20 batters in league play and walked 11 for a 1.8 strikeout-to-walk ratio ... Pitched 2.0+ innings in 13 of his final 17 appearances of the season and eight of those outings were in conference play ... Threw 3.0+ innings in five of his seven victories ... Earned the win in his first three appearances, all in relief (vs. Eastern Illinois - Feb. 16; at USC - Feb. 21, vs. Stony Brook - March 1) ... All three of those appearances consisted of 2.0+ innings, the final two were 3.0+ innings ... Struck out 10 batters over that three-game stretch and allowed just one unearned run ... Did not give up an earned run in his first 12 innings of the season, walking only three during that same stretch ... Went a career-long 5.0 innings in his first start of the season (vs. Northwestern State - April 23), allowing just one run on five hits, striking out five and walking one ... Struck out a career-high seven batters in a 4.0-inning start against Grambling State (April 30) at Dickey-Stephens Park in North Little Rock ... Walked a career-high five batters at No. 15 Auburn (April 5) in 4.2 innings of relief, his longest relief appearance of his career and the first time he had allowed more than two walks in an outing in 33-straight appearances ... Made three appearances in the postseason, two coming in the SEC Tournament and one in the NCAA Super Regional against Ole Miss ... Gave up just one run in three innings of the SEC Tournament, coming against Georgia (May 23) and struck out a combined three.

As a Freshman (2018)

Made 21 appearances with two starts ... His appearances were the most for any freshman Razorback pitcher and the fourth-most on the pitching staff ... Compiled a 4.00 ERA over 36.0 innings with 50 strikeouts and only 16 earned runs ... Only walked 16 batters and held opponents to a .261 average ... Made six appearances in conference play and only gave up five earned runs over 11.1 innings, while striking out 16 ... Made four appearances in the NCAA Tournament, three coming in the College World Series ... Struck out six over 4.2 innings in the College World Series ... Made his first collegiate appearance against Bucknell (Feb. 16), striking out four over two innings while allowing just one hit ... Made his first collegiate start against Kentucky (March 17) ... Also started the regular-season finale against Georgia (May 19), throwing a season-high 4.2 innings and allowing only two earned runs with a season-high five strikeouts ... Picked up his first collegiate win against Missouri State (April 17) ... Had five appearances with four or more strikeouts (vs. Bucknell - Feb. 16; vs. Kent State - March 9; at Ole Miss - March 30; vs. Grambling State - April 10; at Georgia - May 19).

Southlake Carroll High School

Ranked No. 63 in the state of Texas by Perfect Game ... Attended the 2015 Perfect Game South Underclass Showcase ... Went 8-2 on the mound as a junior with a 1.10 ERA and 75 strikeouts in 70 innings pitched ... Named First Team 7-6A All-District in 2016 ... Was 3-1 as a sophomore with a 2.37 ERA and 40 strikeouts ... Also played football for Southlake Carroll ... Played summer ball with the Dallas Patriots-Stout Team ... Played for Larry Vucan at Southlake Carroll.



2020 RAZORBACKS

Kole Ramage Career Stats

Year	ERA	W	L	App	GS	CG	SHO	CBO	SV	IP	H	R	ER	BB	SO	2B	3B	HR	BF	B/Avg	WP	HBP	BK	SFA	SHA	PO	A	E	FLD%
2018	4.00	1	1	21	2	0	0	1	0	36.0	36	30	16	16	50	5	0	3	164	.261	8	2	0	2	6	4	8	0	1.000
2019	5.25	7	1	24	2	0	0	1	0	60.0	61	42	35	29	53	7	1	8	272	.260	7	4	0	2	2	4	11	1	.938
TOTAL	4.78	8	2	45	4	0	0	2	0	96.0	97	72	51	45	103	12	1	11	436	.260	15	6	0	4	8	8	19	1	.964



CARTER SELLS

RHP • R/R • 6-0 • 200 • Sophomore
Brentwood, Tenn. • Ravenwood HS


46

As a Freshman (2019)

Made three appearances, pitching two innings and striking out one ... Made first collegiate appearance against Charlotte (March 6), pitching 0.1 innings and allowing two runs on two walks with one strikeout ... Also appeared at Texas (March 20) and against Arkansas-Pine Bluff (April 16) ... Pitched 1.1 innings against Texas and 0.1 innings against UAPB ... His outing at Texas was his only scoreless outing and threw a season-high 25 pitches.

Ravenwood High School

Went 6-2 as a senior at Ravenwood High School with a 1.14 ERA and a WHIP of 0.69 ... Set Ravenwood High School and District 11-AAA single-season strike out record with 109 while pitching 55 innings (1.98 per inning) ... Pitched 22.2 consecutive innings without giving up an earned run ... Appeared in 11 games and did not give up an extra base hit for the entire year ... Opposing batters hit .102 against him ... Was one of four finalists for the WILCO Award, an award given to the top baseball player in the state of Tennessee ... Was District 11-AAA All-District and All-Tournament award winner ... Helped Ravenwood to a school record (tying) 26 wins, regional championship, and sub-State appearance ... Was the No. 10 ranked right-handed pitcher in Tennessee by Perfect Game ... Played for The Knights - the top-ranked team in Tennessee (2016 & 2017) and ranked No. 10 nationally in 2016 by Perfect Game where he recorded 18-of-18 save opportunities ... Participated in 2016 and 2017 Scout Team Games playing for the KC Royals ... Played under Teddy Craig, Ravenwood's all-time winningest coach.



2020 RAZORBACKS

Carter Sells Career Stats

Year	ERA	W	L	App	GS	CG	SHO	CBO	SV	IP	H	R	ER	BB	SO	2B	3B	HR	BF	B/Avg	WP	HBP	BK	SFA	SHA	PO	A	E	FLD%
2019	18.00	0	0	3	0	0	0	0	0	2.0	1	4	4	7	1	0	0	0	14	.143	0	0	0	0	0	0	0	0	.000
TOTAL	18.00	0	0	3	0	0	0	0	0	2.0	1	4	4	7	1	0	0	0	14	.143	0	0	0	0	0	0	0	0	.000



COLLIN TAYLOR

RHP • R/R • 5-11 • 230 • Redshirt-Junior
Florence, Ala. • Walters State CC

44

As a Freshman (2019)

Made seven appearances, one in conference play ... Threw 6.2 innings and generated a 4.05 ERA, allowing just three earned runs on four hits with three strikeouts ... Never gave up more than two runs in an outing ... Made first career appearance at Texas (March 20), throwing 0.1 innings with a walk allowed ... Made first and only conference appearance at Alabama (March 23), working one inning with one run allowed on one hit and walking one ... Pitched a season-high 1.2 innings against Northwestern State (April 24), allowing just one hit and one walk ... Struck out a season-high two batters in his final appearance of the season against Grambling State (April 30) over 1.1 scoreless innings.

Walters State/Florence High School


Was part of a Walters State team that went 60-8 during the 2018 season and reached the final of the NJCAA College World Series ... The No. 62-ranked player in Alabama according to Perfect Game and No. 5-ranked right-handed pitcher ... A 2016 Perfect Game Preseason Southeast Region Honorable Mention.



2020 RAZORBACKS

Collin Taylor Career Stats

Year	ERA	W	L	App	GS	CG	SHO	CBO	SV	IP	H	R	ER	BB	SO	2B	3B	HR	BF	B/Avg	WP	HBP	BK	SFA	SHA	PO	A	E	FLD%
2019	4.05	0	0	7	0	0	0	0	0	6.2	4	3	3	6	3	0	0	1	31	.174	3	1	0	1	0	0	1	0	1.000
TOTAL	4.05	0	0	7	0	0	0	0	0	6.2	4	3	3	6	3	0	0	1	31	.174	3	1	0	1	0	0	1	0	1.000



EVAN TAYLOR

LHP • L/L • 6-4 • 250 • Sophomore
Florence, Ala. • Florence HS

39

As a Freshman (2019)

Made eight appearances, all in relief and compiled a 6.43 ERA over 7.0 innings ... Gave up just five earned runs on three hits and struck out 13 batters ... Held opponents to a .136 batting average with two of his appearances coming in SEC play ... Made first career appearance against Memphis (Feb. 27), striking out the side in one inning of work ... Struck out a season-high four against Western Illinois (March 13) in two innings of work with no runs allowed and only one walk ... Did not give up a run in his first five appearances (5.1 innings) and allowing just three walks and combining for 11 strikeouts ... Made first SEC appearance at Alabama (March 22), working 0.2 innings ... Also saw the field against Ole Miss (March 31), walking two.

Florence High School


The No. 25-ranked player in the state of Alabama according to Perfect Game and the No. 6 left-handed pitcher ... A 2018 Perfect Game Preseason All-Region Honorable Mention ... Attended 2017 Perfect Game National Showcase ... Compiled a 2.20 ERA and 50 innings pitched as a junior ... Helped Florence High School to Area Championships in 2015 and 2016 ... Also played in the 2016 National High School Invitational ... Played travel ball for the Louisiana Knights.



2020 RAZORBACKS

Evan Taylor Career Stats

Year	ERA	W	L	App	GS	CG	SHO	CBO	SV	IP	H	R	ER	BB	SO	2B	3B	HR	BF	B/Avg	WP	HBP	BK	SFA	SHA	PO	A	E	FLD%
2019	6.43	0	0	8	0	0	0	1	0	7.0	3	5	5	9	13	0	0	0	33	.136	3	1	0	0	1	0	1	0	1.000
TOTAL	6.43	0	0	8	0	0	0	1	0	7.0	3	5	5	9	13	0	0	0	33	.136	3	1	0	0	1	0	1	0	1.000



ELIJAH TREST

RHP • L/R • 6-3 • 205 • Sophomore
White Oak, Texas • White Oak HS

20

As a Freshman (2019)

Made 15 appearances, all in relief and most among all Razorback freshmen ... Compiled a 7.58 ERA and a 1-1 record, his lone win coming against Tennessee (April 28) ... Threw 19.0 innings and allowed 16 earned runs with 19 strikeouts and 17 walks ... Held opponents to a .250 batting average and didn't give up an extra-base hit ... Five of his appearances came in conference play, where he compiled a 4.05 ERA in 6.2 innings ... Made his first collegiate appearance against Louisiana Tech (March 10), throwing one scoreless inning and striking out the side ... Appeared in two more games before making his SEC debut on the road at Alabama (March 22) ... Had another scoreless outing against the Tide, giving up no hits on 12 pitches ... Pitched a season-high 3.0 innings at No. 7 Vanderbilt (April 13), allowing just one hit and striking out one ... Made one appearance in the postseason, pitching 2.0 innings in the NCAA Super Regional against Ole Miss (June 9) and giving up two runs and striking out three.

Florence High School

Went 11-1 as a senior with a 0.68 ERA and two saves ... Also notched 130 strikeouts with only 30 walks in 91.2 innings ... Threw three no-hitters during the playoffs before falling in the regional finals ... Also batted .367 with eight home runs, seven doubles, six triples, 36 RBIs and 30 runs scored ... Was also 12-for-13 in stolen bases ... Was named the All-East Texas Baseball Player of the Year ... Missed most of junior season due to injury ... Went 7-1 on the mound as a sophomore with a 1.28 ERA and 44 strikeouts in 43.1 innings ... Hit .307 with a pair of home runs and 10 doubles in 2016 ... Also played football for White Oak High School and recorded nearly 200 tackles over the past two seasons ... Plays for head coach Skylar Stagner at White Oak High School.



2020 RAZORBACKS

Elijah Trest Career Stats

Year	ERA	W	L	App	GS	CG	SHO	CBO	SV	IP	H	R	ER	BB	SO	2B	3B	HR	BF	B/Avg	WP	HBP	BK	SFA	SHA	PO	A	E	FLD%
2019	7.58	1	1	15	0	0	0	1	0	19.0	18	17	16	17	19	0	0	2	96	.250	1	6	1	1	0	1	2	1	.750
TOTAL	7.58	1	1	15	0	0	0	1	0	19.0	18	17	16	17	19	0	0	2	96	.250	1	6	1	1	0	1	2	1	.750



ZEBULON VERMILLION

RHP • L/R • 6-4 • 225 • Junior
 Prairie Village, Kan. • Shawnee Mission East HS

88

As a Sophomore (2019)

Made a career-high 20 appearances, all in relief, with seven coming in league play ... Built up a 3.63 ERA and a 4-1 record, one of five Razorbacks with four or more wins during the year ... Threw 22.1 innings and allowed just nine earned runs with 21 strikeouts ... Earned his first career win against Memphis (Feb. 17), throwing 2.0 scoreless innings and allowing just one hit with one strikeout ... Also earned wins against Stony Brook (March 2), at Missouri State (March 26) and at Vanderbilt (April 14) ... Earned one save, his second of his career, coming at No. 15 Auburn (April 6), throwing the final three innings with just two hits allowed and striking out three, matching a season-high ... Allowed only one run in his first nine appearances, going 11.2 innings with only three walks and 11 combined strikeouts ... Gave up two or less hits in 18 of his 20 appearances.

As a Freshman (2018)

Made seven appearances, three in conference play ... Had a 4.82 ERA over 9.1 innings with five earned runs allowed and 11 strikeouts ... Also earned one save coming against Dayton (Feb. 28), one of six Razorbacks to earn a save during the season ... Made his first collegiate appearance against Bucknell (Feb. 17), throwing one inning and striking out one ... In his save against Dayton, threw a season-high three innings, allowing only one unearned run and three strikeouts ... Tallied a season-high four strikeouts in 2.1 innings against Florida with only one earned run allowed on three hits.

Shawnee Mission East High School

Ranked the No. 375 player in the nation by Perfect Game ... Played for the White Sox in the 2015 and 2016 Area Code Games ... Honorable mention for All-Sunflower League in 2015 ... 2016 Perfect Game Underclass High Honorable Mention ... Played for Shawnee Mission East Lancer for Jerrod Ryherd.



2020 RAZORBACKS

Zebulon Vermillion Career Stats

Year	ERA	W	L	App	GS	CG	SHO	CBO	SV	IP	H	R	ER	BB	SO	2B	3B	HR	BF	B/Avg	WP	HBP	BK	SFA	SHA	PO	A	E	FLD%
2018	4.82	0	0	7	0	0	0	0	1	9.1	12	6	5	0	11	1	0	0	40	.308	2	1	0	0	0	1	2	0	1.000
2019	3.63	4	1	20	0	0	0	1	1	22.1	21	10	9	9	21	6	0	1	101	.250	1	4	0	2	2	1	6	0	1.000
TOTAL	3.98	4	1	27	0	0	0	1	2	31.2	33	16	14	9	32	7	0	1	141	.268	3	5	0	2	2	2	8	0	1.000



CURTIS WASHINGTON JR.

OF/INF • R/R • 6-2 • 175 • Sophomore
West Memphis, Ark. • Academies of West Memphis HS

22

As a Freshman (2019)

Appeared in 30 games, starting six in the outfield ... Hit .353 primarily as a pinch hitter with 12 hits, including three doubles, one triple and one home run ... Also drove in three RBIs and walked seven times ... Was successful on 4-of-5 stolen base attempts ... Made 11 appearances in conference play, but only had two official at-bats ... Made his collegiate debut on Opening Weekend against Eastern Illinois (Feb. 16), entering the game as a pinch hitter ... Credited with his first collegiate hit the next day against EIU (Feb. 17), also had a walk in that game ... Went 2-for-2, which included a triple, against Stony Brook (March 2) after entering the game as a pinch hitter, his first multi-hit performance ... Made his first collegiate start against Western Illinois (March 13) , driving in one RBI ... Had a season-high three hits against Northwestern State (April 23), hitting a double, a home run and driving in one RBI ... Earned his second multi-hit game against Grambling State (April 30) in North Little Rock, going 2-for-4 with two runs scored, one double and a walk.

West Memphis High School

Had a combined .420 batting average over his junior and senior seasons ... A 2018 AHSAA Class 6A All-State player ... Notched 17 hits, three home runs and nine RBIs in 2018 ... Slugged .942 as a senior and had a 1.504 OPS ... Led West Memphis to the 2018 state baseball tournament ... Played travel ball for the Dulins Dodgers.



2020 RAZORBACKS

Curtis Washington Jr. Career Stats

Year	Avg	GP	GS	AB	R	H	2B	3B	HR	RBI	TB	SLG%	BB	HBP	SO	GDP	OB%	SF	SH	SB	ATT	PO	A	E	FLD%
2019	.353	30	6	34	14	12	3	1	1	3	20	.588	7	1	12	0	.476	0	1	4	5	17	2	2	.905
TOTAL	.353	30	6	34	14	12	3	1	1	3	20	.588	7	1	12	0	.476	0	1	4	5	17	2	2	.905



PATRICK WICKLANDER

LHP • R/L • 6-1 • 200 • Sophomore
San Jose, Calif. • Valley Christian HS

33

As a Freshman (2019)

>> SEC All-Freshman Team

Made 22 appearances, 15 being starts and generated a 6-2 record with a 4.32 ERA ... Pitched 66.2 innings and allowed just 32 earned runs on 50 hits and struck out 90 batters, the second-highest total among the pitching staff ... His strikeout total was 15th-most among all pitchers in the SEC and second among all freshman pitchers ... Held opponents to a .209 batting average, the second-lowest among Razorback starting pitchers ... Made nine appearances in SEC play, six being starts and garnered three wins (at Auburn - April 6; vs. Tennessee - April 27; at Kentucky - May 5) ... Pitched 28.0 innings against league opponents and struck out 35, the second-most on the pitching staff ... Struck out six or more in four of his six conference starts (at Auburn - April 6; vs. Mississippi State - April 19; vs. Tennessee - April 27; at Kentucky - May 5) ... Made two appearances in the NCAA Tournament (vs. TCU - June 2; vs. Ole Miss - June 10) and combined for 6.2 innings, allowing just one run on five hits and two walks, while striking out nine ... Made his first collegiate appearance against Eastern Illinois (Feb. 17), working 2.1 innings and allowing just one run on two hits with four strikeouts ... Made first collegiate start vs. Memphis (Feb. 27), going 3.0 innings and allowing two earned runs on three hits with four strikeouts ... Picked up first collegiate win vs. Charlotte (March 6) after throwing 5.0 scoreless innings with only one hit allowed ... Worked 5.0 or more innings six times, his longest outing coming against No. 18 Tennessee (April 27), where he struck out seven and allowed just two runs on four hits ... Struck out a season-high eight batters twice in back-to-back outings (vs. Charlotte - March 6; vs. Western Illinois - March 12) ... Gave up three hits in five scoreless innings in his first NCAA Tournament start vs. TCU (June 2), striking out seven and walking one ... Followed it up the next weekend in the NCAA Super Regional vs. Ole Miss (June 10) with 1.2 innings of work and one run allowed with two strikeouts.

Valley Christian High School

No. 267 player in the nation and No. 30 left-handed pitcher by Perfect Game ... Was the No. 5 ranked left-hander in the state of California according to Perfect Game ... Compiled a 1.57 ERA as a senior with seven wins in 15 appearances ... Struck out a career-high 102 batters during his final high school season and ended up with 350 strikeouts in his career ... Threw a no-hitter during his senior season, striking out 18 batters in the process with only one walk in a 7-0 win over San Francisco's Archbishop Riordan ... Compiled a 1.92 ERA as a junior with 94 strikeouts in 80.1 innings and a .192 opponent's batting average ... Helped Valley Christian to the 2017 CCS Open Division Championship ... 2017 Collegiate Baseball Preseason Second Team High School All-American ... Participated in 2017 Area Code Games for the A's ... Attended 2017 Perfect Game National Showcase ... Played under head coach John Diatte at Valley Christian.




2020 RAZORBACKS

Patrick Wicklander Career Stats

Year	ERA	W	L	App	GS	CG	SHO	CBO	SV	IP	H	R	ER	BB	SO	2B	3B	HR	BF	B/Avg	WP	HBP	BK	SFA	SHA	PO	A	E	FLD%
2019	4.32	6	2	22	15	0	0	3	0	66.2	50	35	32	37	90	12	0	6	294	.209	5	11	0	2	5	7	10	1	.944
TOTAL	4.32	6	2	22	15	0	0	3	0	66.2	50	35	32	37	90	12	0	6	294	.209	5	11	0	2	5	7	10	1	.944

A || REDSHIRTS/NEWCOMERS



ZACK GREGORY

INF • L/R • 5-10 • 185 • R-Freshman
Keller, Texas • Timber Creek HS

3

As a Freshman (2019)

Gregory redshirted during his freshman year at Arkansas.

Timber Creek High School

An honorable mention for Class 6A TSWA All-State Team in 2018 ... Hit .340 with two home runs, 14 RBIs, 29 runs and three triples as a junior at Timber Creek ... Named to 2016-17 UIL All-District 3-6A First Team ... Earned 5-6A Newcomer of the Year honors in 2016 ... Played summer ball with the NTXBC Dirtbags ... Played for coach Derek Watson at Timber Creek High School.



HUNTER MILLIGAN

LHP • L/L • 6-4 • 215 • R-Sophomore
Greenbrier, Ark. • Greenbrier HS

51

As a Sophomore (2019)


Milligan redshirted as a sophomore in 2019.

As a Freshman (2018)

Pitched in three games as a freshman in 2018 ... Made his first appearance against Bucknell on Feb. 17, tossing a scoreless inning ... Followed it up with a pair of starts vs. Dayton (March 1) and Texas (March 14) ... Tossed 2.0 shutout innings against Dayton, allowing two hits & a walk, while striking out four ... Gave up two runs & two walks in a one-inning performance vs. the Longhorns in his final outing of the year.

Greenbrier High School

Ranked as the top player in the state of Arkansas by Perfect Game and No. 155 overall in the nation ... Went 4-2 on the mound as a junior with a 1.50 ERA, giving up just 16 walks and striking out 69 batters over 42.0 innings ... Struck out 16 batters in one game against Harrison ... Also recorded a perfect game against Clarksville ... Named 5A All-State in 2016 and attended the 2016 Perfect Game National Showcase ... Plays travel ball for East Coast Sox ... Greenbrier pitching coach is former Major Leaguer Dustin Mosley.



TRAVIS HESTER

RHP • R/R • 6-2 • 195 • R-Freshman
College Station, Texas • College Station HS

26

As a Freshman (2019)

Hester redshirted during his freshman year at Arkansas.

College Station High School

A top-500 player in the nation according to Perfect Game ... Named a 2018 Collegiate Baseball All-American ... Went 9-1 as a senior with a 1.00 ERA and 70 strikeouts ... Finished his high school career with a 30-4 record ... Named a high honorable mention for the 2017 Perfect Game Preseason Underclassmen All-American Team ... Went 8-0 as a junior with a 0.38 ERA and 76 strikeouts in 55.1 innings ... Was named the 18-5A MVP ... Selected to the THSBFA 5A All-State First Team and the TSWA 5A All-State Third Team ... In 2016, went 10-1 with a 1.86 ERA and 68 strikeouts in 75.1 innings ... Named first team pitcher on 2016 18-5A All-District Team ... Was also 18-5A Newcomer of the Year in 2015 ... Played for coach Scott Holder at College Station High School.




MARK ADAMIAK

RHP • R/R • 6-4 • 210 • Freshman
Shawnee, Kan. • Shawnee Mission NW HS

38

Shawnee Mission Northwest High School

Top 500-player in the nation according to Perfect Game ... Rated as the No. 6 player in the state of Kansas and top RHP by PG ... Preseason PG 2019 All-American and All-Region honoree ... Was a four-year letterwinner and two-year starter for head coach Domenic Mussat at Shawnee Mission Northwest High School ... Also a team captain ... Ranked seventh overall and second as a pitcher in the state of Kansas, according to Prep Baseball Report ... Named second team all-state as a junior ... Posted a 5-1 record with a 2.33 ERA and 41 strikeouts in 33 innings of work in 2018 ... Was named All-Sunflower League honorable mention as a sophomore ... Personal: Son of Henry and Ginger Adamiak ... Plans to major in medicine.




BLAKE ADAMS

RHP/OF • R/R • 6-2 • 205 • Freshman
Springdale, Ark. • Har-Ber HS **27**

Springdale Har-Ber High School

Ranked No. 65 player in the nation and No. 1 player in the state of Arkansas according to Perfect Game ... Played in the Perfect Game 17U World Series in July with the Sticks Baseball Academy and was named to the All-Tournament Team ... Also pitched in the 17U WWBA National Championship last summer ... Took part in the Team USA Under 18 National Team Trials ... Led Springdale Har-Ber to an Arkansas Class 7A state title as a junior, throwing a complete game shutout in the title game victory over Conway ... Named the 2018 state tournament MVP ... Named to 2017-18 First Team All-USA Arkansas Baseball ... Completed his junior season with a 7-2 record and a 2.05 ERA and also hit .411 with eight home runs and 42 RBIs ... Enters his senior season with a 16-6 career record with a 1.62 ERA ... Named All-State in 2018 ... Played under head coach Ron Bradley at Springdale Har-Ber.




EVAN GRAY

RHP • R/R • 6-4 • 195 • Freshman
Swansea, Ill. • Belleville East HS **58**

Belleville East High School

Rated as the No. 2 RHP and seventh overall player in the state of Illinois by Perfect Game ... Ranked No. 225 player in the nation and 71st overall RHP in the country by PG ... Played for St. Louis Pirates 17U Select/Elite Baseball Training squad ... Named to the National Indoor Showcase Top Prospect Team (PG) ... 2019 Perfect Game Preseason All-American ... Central All-Region First Team ... Two-time PG Preseason Underclass All-American - High Honorable Mention (2018) & Honorable Mention (2017).



COLE AUSTIN

INF • R/R • 6-2 • 195 • R-Senior
Kennesaw, Ga. • Harrison HS / WVU / ASU **16**

At Arizona State

Played in 10 games as a redshirt-junior in 2019, all coming during the month of May, starting six ... Tallied five hits, including a double, with two runs and two RBI, as well as three walks ... Redshirted 2018.

At West Virginia

Started in 58 games during his sophomore season in 2017, batting .302 on the season while racking up 13 doubles, two triples and seven home runs, all tied for third on the Mountaineers ... Contributed three hits in four at-bats with a stolen base in an eventual Opening Night loss at Charlotte (3/17) ... Scored a season-high four runs with three hits and two RBIs in an 18-5 route of Tulane (3/5) ... Racked up four hits and an RBI at Baylor (3/18) ... Played a key role in a 5-3 extra-inning win over conference foe Oklahoma State, hitting an RBI-single and a two-run home run to propel the Mountaineers to a victory (4/1) ... Finished his freshman season with a .221 batting average, six doubles, a triple and four home runs in 41 games played (39 games started)

Harrison High School

Attended Harrison High School in Kennesaw, Georgia, a school that produced former major leaguers Corey and Eric Patterson as well as Adam Everett and Brian Rogers ... A 2015 First Team All-Cobb County Selection after capping off a fantastic high school career with a dynamic senior season ... Became one of three players in school history to earn Region 4-AAAAAA Player of the Year honors...also earned First Team All-Region 4-AAAAAA honors ... Named a 2015 Atlanta Braves 400 Club All-Star and participated in the Georgia Dugout Club All-State Game ... Helped lead the Hoyas to the Region 4 Championship and a run to the Round of 16 in the 2015 Georgia Boys Baseball Class AAAAAA State Championship Bracket ... His 23 career doubles place him eighth in school history while occupying a spot in the Top-10 in school history with five career triples ... The 12 doubles that he recorded in 2015 ties him for tenth in single-season school history ... Made seven different All-Tournament teams while participating in the club baseball circuit ... Perfect Game named him to their 2015 Preseason Southeast Region Honorable Mention team.




KEVIN HEINRICH

RHP • R/R • 6-3 • 195 • Freshman
Coral Springs, Fla. • Douglas HS **34**

Marjory Stoneman Douglas High School

Named a top-500 player by Perfect Game ... 2019 Preseason PG All-American - Florida All Region Second Team ... 2018 PG Underclass All-American High Honorable Mention ... Finished his junior season at Stoneman Douglas High School with a 4-2 record in nine appearances and struck out 25 batters, while walking 27 over 25 innings pitched ... His best outing came in a 4-1 win over Coral Glades on April 6, 2018 in which he went 5.1 innings, allowing two hits, one earned run and striking out eight ... Played for the 17U Elite Squad travel team at the 2018 Perfect Game World Series and was named to the all-tournament team ... Also played in the 2018 Perfect Game WWBA 18U East Memorial Day Classic with Elite Squad National and was named to the all-tournament team ... Played under head coach Todd Fitzgerald at Stoneman Douglas HS.

A || NEWCOMERS




BRYCE MATTHEWS

OF • L/R • 6-4 • 200 • Freshman
Parker, Colo. • Chaparral HS

24

Chaparral High School

Top-ranked player in the state of Colorado by Perfect Game and a top 500 player in the nation ... 2019 Perfect Game Preseason All-American - West All Region First Team ... 2017 & '18 PG Preseason Underclass High Honorable Mention All-American ... Played for the Colorado Yard Dawgs travel team and won the 2017 PGBA WWBA 17U Qualifier ... Played in 2017 Underclass Area Code Games ... Hit .379 as a junior at Chaparral High School with 13 runs scored, 25 hits and 19 RBIs ... Plays for head coach Alan DiGiosio at Chaparral High School.




ROBERT MOORE

INF • S/R • 5-9 • 165 • Freshman
Leawood, Kan. • Shawnee Mission East HS

1

Shawnee Mission East High School

Mid-year enrollee ... Ranked as No. 1 player in the state of Kansas and No. 20 player in the nation by Perfect Game ... A Preseason Underclass First Team All-American and competed in the 2019 Perfect Game All-American Classic ... Also competed in the 2017 and 2018 Junior National Showcase, as well as the 2019 National Showcase ... Played for the 15U USA National Team in the summer of 2018 ... Named a 2019 Class 6A Second Team All-State player ... Played in first-ever High School All-Star Game during MLB's All-Star Weekend in Cleveland ... Collected two hits in three at-bats in the game, lining a ball to the opposite field and smashing a hard grounder up the middle for an RBI in the seventh inning ... Batted .392 as a high school sophomore and voted second-team all-state by the league coaches ... A member of USA Baseball's national development team ... Is the son of current Kansas City Royals general manager Dayton Moore.



WILL McENTIRE

RHP • L/R • 6-4 • 225 • Freshman
Bryant, Ark. • Bryant HS

41

Bryant High School

Rated as the No. 5 RHP and 10th overall prospect in the state of Arkansas by Perfect Game ... Named a top-500 player by PG ... Played prep ball for the Bryant Black Sox ... 2019 PG Preseason All-American - Southeast Region Honorable Mention ... 2018 PG Preseason Underclass All-American Honorable Mention ... 2017 16U Perfect Game - East Cobb Invitational All-Tournament Team ... Earned All-State honors as a junior at Bryant HS after recording a 1.60 ERA over 48.0 innings, with 64 strikeouts ... Tossed a 7-1 record summer after junior year with the Bryant Black Sox, putting together a 2.15 ERA with 68 strikeouts over 61.2 IP.




ZACK MORRIS

LHP • L/L • 6-3 • 215 • Freshman
Cabot, Ark. • Cabot HS

32

Cabot High School

The No. 12 player in Arkansas according to Max Preps and had an even 2.00 ERA over his first three seasons at Cabot High School ... As a junior, generated a career-best 1.25 ERA with six victories in 10 appearances, while striking out 63 over 50.1 innings ... Held opponents to a .187 batting average during the 2018 season and helped Cabot High to the first round of the state tournament ... Part of 2017 Class 7A state championship team ... Played in 2018 Area Code Games ... Named to 2017-18 All-USA Arkansas Baseball Team ... Also named 2018 Class 7A All-State ... Plays for head coach Ronnie Goodwin at Cabot High School.



PEYTON PALLETTE

RHP • R/R • 6-1 • 165 • Freshman
Benton, Ark. • Benton HS

36

Benton High School

Ranked as the No. 2 RHP and fifth overall player in the state of Arkansas by Perfect Game ... A top 500 player in the nation according to Perfect Game and a member of the Arkansas Sticks travel team ... 2019 PG Preseason All-American - Southeast Region Honorable Mention ... Played primarily at third base at Benton High school as a junior before transitioning full time to pitching last summer with the Sticks ... Helped Benton HS to a runner-up finish in the Arkansas Class 6A state playoffs in 2018 ... 2018 All-Conference Honorable Mention ... Pitched only 8.2 innings for the Panthers last year, but struck out 15 and walked only five ... Has seen his fastball go from the mid-80s to low 90s since focusing on pitching during the summer months ... Played under Mark Balisterri at Benton High School and Chase Brewster of the Arkansas Sticks.



MILLER PLEIMANN

RHP • R/R • 6-1 • 200 • Sophomore
Fayetteville, Ark. • Fayetteville HS/Wichita State


43

At Wichita State

Pitched in 16 games as a freshman at Wichita State ... Started one game and picked up a save after tossing 19.2 innings ... Struck out 14 and walked 13 ... Put together scoreless outings in eight of 16 appearances ... Went a season-high 2.2 innings pitched in back-to-back games against Rhode Island (March 16) and Omaha (March 26).

Fayetteville High School

Was a three-year letterwinner at Fayetteville High School...Garnered all-state and all-conference honors as a junior and senior...2017 Perfect Game Underclass All-American and USA Today High School Sports Arkansas First Team honoree...Went 4-3 with a 2.40 ERA and 67 strikeouts as a senior...Posted a 7-2 record with a 1.40 ERA and 62 Ks as a junior ... Personal: Son of Jason and Leigh Ann Pleimann...Has four brothers, Mason Pleimann, Luke Womack, Jacob Womack and Garrett Womack... Plans to major in business-finance.



JESSE PIERCE

INF/OF • R/R • 6-3 • 185 • Freshman
Las Vegas, Nev. • Arbor View HS

17

Arbor View High School

Top-ranked player in the state of Nevada and No. 396 overall in the nation according to Perfect Game ... A PG Preseason Underclass All-American in 2017 and 2018 ... Most recently has played for the Rawlings National Scout Team for travel season ... Was named to the all-tournament team for the 2018 WWBA World Championship in October ... Also played for the Sticks Baseball Academy throughout the 2018 summer, earning all-tournament honors at the 17U Perfect Game World Series, 17U National Championship and the West MLK Championship ... Hit .402 in the spring of 2018 at Arbor View High School with 33 hits, 20 extra-base hits (12 doubles, 2 triples, six home runs) and 21 walks ... Played for Jordan Salazar at Arbor View High School and Chase Brewster of the Arkansas Sticks.



NATHAN RINTZ

RHP • R/R • 6-2 • 185 • Freshman
Schaumburg, Ill. • Schaumburg HS

57

Schaumburg High School

Rated as the No. 11 RHP and 35th overall player in the state of Illinois by Perfect Game ... A top-500 player in the nation according to Perfect Game ... 2019 Perfect Game Preseason All-American - Central All Region Second Team ... PG Preseason Underclass All-American High Honorable Mention in 2017 and 2018 ... Has a fastball that has touched 91 mph and also has a changeup, slider and curveball ... Has most recently played for the Rawlings National Scout Team and Top Tier.

A || NEWCOMERS



CULLEN SMITH

INF • L/R • 6-0 • 190 • R-Junior
Nashville, Tenn. • Central HS/East Tenn. State

4

As a Junior (2019)

Smith started all 55 games for the Blue and Gold with and was second on the squad with a .304 batting average...selected to the All-SoCon second team for the second straight year...totalled seven homers on the season, 30 RBI, 14 doubles and 42 walks...logged four three-hit games including two in SoCon play. Was second on the team with a .427 OBP and was second in the league with 42 walks throughout the season...finished 2019 with seven steals in 11 attempts.

As a Sophomore (2018)

Moved defensively to second base from the hot corner, starting 46 games with 47 appearances ... Selected to the All-Southern Conference second team ... Batted .295 for the season with 12 doubles, a triple, two homers, 22 RBI and 32 runs ... Went on a 13-game hit streak near the end of the season, working his way into the cleanup spot for seven games during the stretch ... Also hit safely in 20 of 21 games midway through the season with a 27-game reached base streak, the second longest of any ETSU player in 2018 ... Tied for the team lead in stolen bases, swiping eight bags in 10 attempts.

As a Freshman (2017)

Named to the Southern Conference All-Freshman team after starting all 59 games for the Bucs ... Batted .301 in 219 at-bats while racking up 66 hits and 38 RBI ... Batted from the six-hole in 46 of his 59 games, starting at the hot corner in every game ... Was one of three ETSU players to start every game at one position (Cook at SS, Maher in RF) ... Started his first career game with a bang, earning two hits and two runs while driving in a team-high three RBI to lead ETSU to an opening day 18-6 win over Central Michigan.

Wilson Central High School

Smith is a left-handed hitting infielder who was one of the top players in the Nashville area. He was named to the Tennessee Baseball Coaches Association All-Star team this summer as a shortstop. His father played at Southern Mississippi University and was a scout for a number of MLB organizations later in his career. Smith is a good defender and is athletic enough to play anywhere on the field. We anticipate Smith to become an excellent college hitter, and he has a great frame and is a strong kid. Smith will compete for a spot in our infield as a freshman.



COREY SPAIN

LHP • L/L • 5-11 • 215 • Freshman
Monett, Mo. • Monett HS

40

Monett High School

Played for Coach Michael Calhoun as a four-year letterwinner at Monett High School in Monett, Missouri ... Helped the Cubs to a share of the Big 8 West Division title in 2019 ... Became the school record holder in career strikeouts on senior night, wrapping up with 242 ... Also played left field ... Named Big 8 West Division Player of the Year after his 2019 performance, as well as First Team All-Conference honors ... Posted a 7-1 overall record as a senior with a 0.69 ERA, allowing just six earned runs all season ... Racked up 109 strikeouts and surrendered 18 walks over 60.2 innings ... Received MHSBCA Class 4 First Team All-State accolades.



DOMINIC TAMEZ

C/OF • R/R • 5-11 • 200 • Freshman
San Antonio, Texas • Johnson HS

7

Claudia Taylor Johnson High School

Ranked No. 308 in the nation according to Perfect Game and was a PG Underclass Preseason All-American in 2016, 2017 and 2018 ... Named to the all-tournament team at the 2018 WWBA World Championship with the Houston Astros Scout Team/Elite Squad ... Selected to play for the Nationals at the 2018 Area Code Games ... Went 4-for-9 with two RBIs and three walks at Area Code Games ... Selected to 2018 All-Area Code Team ... Named to USA Today All-USA Texas Team ... Hit .394 with nine home runs, nine doubles and 34 RBIs as a junior at Johnson High School ... Also named to Texas High School Baseball Coaches Association's Class 6A All-State Team and 6A All-District.



CASON TOLLETT

C/1B • R/R • 6-1 • 205 • Freshman
Little Rock, Ark. • LR Christian Academy

11

Little Rock Christian Academy

Top-ranked catcher in the state of Arkansas and No. 332 overall in the nation by Perfect Game ... Rated the third-best player in the state according to Prep Baseball Report ... A PG Preseason Underclass All-American in 2016, 2017 and 2018 ... Played in the 2017 Perfect Game Underclass All-American Games and the 2018 PG National Showcase ... Named MVP of the 2018 PG West MLK Championship (Underclass) with Sticks Baseball Academy ... Hit .513 as a junior with Little Rock Christian with seven home runs and 48 RBIs ... Named USA Today All-USA and Arkansas Class 5A All-State ... Led Little Rock Christian to the 2018 Class 6A State Quarterfinals.



BRAYDON WEBB

INF/OF • R/R • 6-0 • 195 • R-Junior
McKinney, Texas • Boyd HS/Grayson CC

8

Before Arkansas

NJCAA First Team All-American at Grayson Community College ... Hit .450 in 55 games with 91 hits, 49 for extras bases, including 25 doubles, six triples and 14 homers in 2019 ... Ranked second among the JUCO ranks in doubles and seventh in hits ... Notched 66 RBIs and 83 runs for Grayson last year ... Played in 11 games the year before for Grayson CC ... Was a 2016 Perfect Game Preseason All-American - Texas Region Honorable Mention ... Also earned 2015 PG Preseason Underclass All-American Honorable Mention honoree playing prep ball for the Dallas Patriots Stout.



Brooke Bailey
Spirit Squad Director



Meghan Springston
Assistant Coach

The RBI Girls have entertained Razorback baseball fans since the 1997 season, performing dance routines and leading cheers from the top of the dugouts prior to all home games and between innings. They have become an integral part of the game day experience at Baum Stadium. The RBI Girls are accompanied at all baseball games and events by Ribby, the Arkansas baseball mascot. The RBI Girls are coached by Brooke Bailey and Meghan Springston.



2020 RAZORBACKS



Emma Anderson
Overland Park, Kan.



Brighton Barnard
Little Rock, Ark.



Chloe Barton
Farmington, Mo.



Sophie Copelin
Jonesboro, Ark.



Payton Davis
Little Rock, Ark.



Anna Deren
Rockwell, Texas



Lauren Flohr
Bentonville, Ark.



Kamryn Good
Bixby, Okla.



Tira Haag
Overland Park, Kan.



Annabeth Hall
Little Rock, Ark.



Annastyn Henderson
Branson, Mo.



Katie Kertzman
St. Louis, Mo.



Lauren Long
Frisco, Texas



Emily McRae
St. Louis, Mo.



Abby Metz
St. Louis, Mo.



Emily Pennell
Conway, Ark.




Carly Perrine
Springdale, Ark.



Sophie Quandt
Bentonville, Ark.



Grace Rugger
Bentonville, Ark.



Haley Schauerl
Lee's Summit, Mo.



Sara Scheffler
Southlake, Texas



Olivia Sherrington
Dallas, Texas



Mariah Snyder
Grapevine, Texas



Emily Tracy
Lenexa, Kan.



Alexis Ungerank
Mountain Home, Ark.



Addyson Wilgus
Springfield, Mo.



Jordan Wishart
Lyndell, Texas



Keely Womack
Miami, Okla.



Dylan Duncan
Ribby

|| DIAMOND DOLLS



Cambry Knies
Coordinator

Under the supervision of coordinator Cambry Knies, the University of Arkansas Diamond Dolls are a select group of young women who devote countless hours to the Razorback baseball program. The Diamond Dolls' duties include selling scorecards, assisting with on-field promotions and serving as bat girls.



Bella Bain
Prarie Grove, Ark.



Madi Bigler
Springfield, Mo.



Kasey Davis
Houston, Texas



Lindsey Downey
Springdale, Ark.



Shelby Ficociello
Fullerton, Calif.



Hannah Humphrey
Pine Bluff, Ark.



Claire Kehoe
Jefferson City, Mo.



Michael McNeill
Fayetteville, Ark.



Meghan Mock
Navasota, Texas



Madison Mohnkern
Houston, Texas



Hope Phipps
Marion, Ark.



Madalynn Potter
Lake Village, Ark.




Amber Presley
Huntsville, Ark.



Hannah Pugh
Olathe, Kan.



Delaney Ream
West Plains, Mo.



Allie Rice
Edmond, Okla.



Sophia Schmidt
Overland Park, Kan.



Evynn Smith
North Little Rock, Ark.



Brooke Spencer
Frisco, Texas



Molly Valentine
Fayetteville, Ark.



Katie Wehmeyer
Mountain Home, Ark.



Madison Weimer
Edwardsville, Ill.



Anna Beth Williams
St. Vincent, Ark.



Brooke Zimmerman
Kennett, Mo.

CAPTAINS

2020



KEVIN
KOPPS



CASEY
OPITZ





II FACILITIES

A || BAUM-WALKER STADIUM

When discussing the best college baseball facilities in the country, Baum-Walker Stadium is consistently among one of the first places mentioned. With room for more than 10,000 spectators, an impeccable playing surface and amenities that rival most minor league ballparks, it is the crown jewel of the collegiate ranks. Of course the physical properties of Baum-Walker Stadium are only a portion of the baseball experience with the remainder in the form of fans that flock to the corner of Razorback Road and 15th Street to watch their Razorbacks take on all comers.

Officially named Baum Stadium at George Cole Field at its dedication on May 3, 1996, the facility derives its name from primary backers as well as from the history of Razorback baseball. Arkansas' facility prior to Baum-Walker Stadium was George Cole Field and the new park preserved the tradition with its current name. In 2018, the Willard and Pat Walker Charitable Foundation pledged \$5 million in support of the soon-to-come Baseball Performance Center. As a result of the commitment and pledge, Baum Stadium's name was changed to Baum-Walker Stadium.

In 1998, Baum-Walker Stadium received a special honor, when it was named the nation's No. 1 facility in *Baseball America's* poll of best college facilities. Five years later it took second in the same poll, cementing its legacy as one of the best facilities in the nation. Since its construction, Arkansas officials have received numerous solicitations by coaches and administrators from across the country for blueprints and tours of the Razorbacks' home ballpark in an attempt to capture some of its charm. Even though Baum-Walker Stadium has been replicated to some degree, no other place in the country has the atmosphere that Baum-Walker Stadium brings to college baseball, which is why it has been the host to eight NCAA Regionals and four NCAA Super Regionals.

Baum-Walker Stadium was one of the nation's best facilities when it was constructed, but since then it has undergone four renovations, making it the envy of visiting teams. The first upgrade came prior to the 2003 season, when the hitting and pitching cages were enclosed to ensure a place for Razorback players to practice year round. A total of 2,600 chair back seats also were added to the park, 1,300 of which reside on each foul line.

Baum-Walker Stadium's second renovation came a year later as 12 luxury boxes, coaches' offices, a new scoreboard and natural grass completely changed the feel of the park. A state-of-the-art scoreboard added full video, complete with a message center and an analog clock was added to the right-center field gap, which stood 45-foot high and 76-foot wide. The original turf field of Baum-Walker Stadium's construction was torn out and rye grass was grown for the 2004 campaign, but replaced by a hybrid Bermuda in 2005. A portion of the upgrades were made possible by contributions from the Willard and Pat Walker Charitable

Foundation, Bob & Marilyn Bogle, the Pagnozzi Charities, John Tyson and Stan Ley. The next renovation came prior to the 2007 season as 20 luxury boxes were built, 1,000 chair back seats were added, restrooms constructed and the Hog Pen and picnic area expanded. A new ticket office, field lights and wall pads were added as well. The final set of upgrades to the park brought capacity to 10,737 seats with 8,237 of those coming from chair backs and 34 from luxury boxes.

New LED ribbon boards were added in 2013, and the Fowler Family Baseball and Track Training Center opened in the fall of 2014, providing Arkansas with the finest collegiate indoor facility in the country. The facility provides approximately 52,000 square feet of climate-controlled practice space, including a full-size practice infield, throwing area, batting areas and ancillary team spaces.

In 2016, the university's partnership with South Dakota-based Daktronics produced the largest video board ever installed at an on-campus college baseball facility in the country. The massive 25 foot by 71 foot LED video board enhances an already memorable experience at Baum Stadium by providing 1,775 square feet of digital space for live high-definition video, instant replays, up-to-the-minute statistics, and game information, graphics and animations.

In 2018, the U of A Board of Trustees approved the construction of a baseball performance center at Baum-Walker Stadium. The new building, which will sit beyond the right field foul pole, will be approximately 40,000+-square feet and will focus on upgraded player amenities including new locker rooms, training rooms, player lounge areas and coaches offices. This new building will have a new weight room as well as an indoor practice area.

In 2004, Baum Stadium served as host to its second NCAA Regional and first NCAA Super Regional, drawing the largest total attendance in the nation for both events. The series-clinching win over Florida State drew 10,027 fans to Baum Stadium, eclipsing the previous night's record of 9,338, set less than 24 hours earlier. In all, a combined 58,138 attended the NCAA Regional and Super Regional during the 2004 season.

Arkansas' 2004 attendance numbers were no fluke as fans continued to pour into the ballpark. The 2005 and 2006 crowds continued to set records for both paid and actual attendance. While the NCAA and SEC recognize tickets sold as their method of ranking schools, Arkansas keeps both actual patrons as well as paid attendance figures and have seen steady increases in both areas.

In an informal study by the Baton Rouge (La.) *Advocate*, Arkansas led the nation in actual attendance between 2004 and 2007 and was edged by LSU in 2008 by 20 fans as patrons returned to Baton Rouge's Alex Box Stadium in its final season.





The combination of the upgrades prior to the 2007 season and a top-10 baseball team produced then-record attendance numbers as Arkansas smashed its school record for the fourth-straight year. The Razorbacks became the first team in NCAA history to average more than 8,000 tickets sold per game (8,069) as their attendance over 33 home games was 266,270. Arkansas also set a then-school record for actual attendance with 198,218 fans (6,007 per game) passing through the gates.

The attendance figures drawn to Baum-Walker Stadium allowed Fayetteville to host its third NCAA Regional in four years in 2007 and its fourth since 1999. Razorback fan support did not flounder as the Regional was the best attended of all 16 sites, averaging 6,452 fans over its six games.

In April 2009, Baum-Walker Stadium played host to its first No. 1 versus No. 1 battle when the Razorbacks took on Arizona State. In game two of the midweek series, 11,014 fans were in attendance while 11,434 tickets were sold. Both numbers were then-facility records, topping the previous mark of 10,581 fans to see Arkansas defeat LSU in 2007.

The two-game series against the Sun Devils brought 17,300 fans through the turnstiles, a Razorback midweek record, and the 19,776 tickets sold were also a midweek series highmark.

Razorback fans have continued to set the bar high when it comes to postseason attendance. Baum-Walker Stadium has been lucky to have been a host for the 2015 NCAA Super Regional, the 2017 NCAA Regional and the 2018 & 2019 NCAA Regionals and Super Regionals. Eight of the top 10 actual crowds in stadium history have occurred in one of those four postseasons.

On June 6, 2015, a school-record of 12,167 fans watched game two of the NCAA Fayetteville Super Regional between Arkansas and Missouri State. The day before, 11,869 fans came through the turnstiles to watch game one, which still ranks second on the all-time actual crowds list. In game three of that series, the Razorbacks completed the trifecta with the third-straight day of 11,500+ fans inside the stadium as they witnessed the Hogs lock up their eighth trip to the College World Series.

Three years later, Arkansas nearly matched that fan support in the 2018 Fayetteville Super Regional against SEC-foe South Carolina. More than 11,000 fans entered the grounds to see the Razorbacks earn their ninth trip to Omaha. In total for the entire 2018 postseason, 89,852 fans packed Baum-Walker stadium throughout the two rounds, more than any other postseason site.

The Razorback faithful accomplished it again in 2019 after hosting nine games during the NCAA Regionals and Super Regionals during the NCAA Tournament, welcoming more fans than any other ballpark in the nation. Arkansas saw 93,868 fans pack the stadium during the two postseason rounds that showcased the Hogs advancing to their 10th College World Series in program history. The total was 4,000 more than attended last year's Regionals and Super Regionals.

Baum-Walker Stadium was one of eight ballparks to host both postseason rounds and the only one to surpass 90,000 in total attendance. In the games featuring the Razorbacks, the average attendance was 10,845 - including 11,276 during Super Regionals. All three Super Regional crowds exceeded 11,000 and are some of the largest postseason paid attendances in stadium history.

Including the postseason, total attendance at Baum-Walker Stadium this season climbed to 348,775, the third-highest total in the nation. On average, Arkansas accumulated 8,719 fans per game, the fourth-highest in the country. It's the 16th-straight year that Arkansas has ranked in the top-five in the nation in attendance.

Baum-Walker Stadium is the culmination of a vision that was possible only through the dedication of former Arkansas head coach Norm DeBriyn, former U of A Athletics Director Frank Broyles and contributions by the families of Willard and Pat Walker and Charlie Baum.

While the efforts of DeBriyn and Broyles have been instrumental in maintaining a state-of-the-art home for Arkansas baseball since the original George Cole Field opened in 1975, it was the generosity of the Baums and Walkers that allowed Arkansas to abandon plans to renovate its former facility and replace it with a new standard in college baseball venues.

The support of the George Cole family has been an integral part of the program's growth since the former Razorback athlete, coach and athletics director donned the Cardinal and White many years ago.

"Without the support of the Charlie Baum, Willard Walker and George Cole families, this wouldn't have been possible," DeBriyn said when Baum Stadium opened. "It's an incredible facility and there is not one like it anywhere in the country. There is no way to describe the excitement our players and coaches have when they take the field."

Representatives of all three families attended the groundbreaking ceremony on Oct. 12, 1994. Eighteen months later, Arkansas' Matt Carnes delivered Baum Stadium's first pitch to Auburn's Russell Whittenburg, completing the dream. The Razorbacks defeated the Auburn Tigers 9-2 in the stadium's inaugural contest.

A || BAUM-WALKER STADIUM

Named for the late Razorback shortstop and athletics director, George Cole Field served as Arkansas' home field from 1975 until 1996.

With a capacity of 3,000, George Cole Field was located just north of John McDonnell Field.

When it opened in 1975, George Cole Field enabled the Razorbacks to leave the field at the Washington County Fairgrounds and move into an on-campus facility for the first time.

Setting the trend for Arkansas having the finest college baseball park in the nation, George Cole Field was one of the few with artificial turf.

Donations from former Razorbacks Tim Lollar, Johnny Ray and Kevin McReynolds and their agent, Tom Selakovich, provided for the installation of lights at George Cole Field in 1985. On March 22 of that season, the Hogs defeated Southwest Conference rival Texas 5-4 in the first night baseball game on the Arkansas campus. Later that season, George Cole Field played host to the Southwest Conference Tournament for the first time. Arkansas defeated Texas 10-6 in the championship game to win its first conference tournament title. The SWC tournament came to Fayetteville again in 1988.

When the Razorbacks entered the Southeastern Conference in 1992, UA officials recognized the need to improve the school's baseball facility. While plans originally called for the improvement of George Cole Field, generous donations from the Willard and Pat Walker and Charlie Baum families, along with former Razorback Tom Pagnozzi, enabled the Razorbacks to scrap the renovation plans and start from scratch with an entirely new state-of-the-art facility.

During its 21 seasons, George Cole Field was home to a number of future major-leaguers, including Pagnozzi, Ray, McReynolds, Lollar, Les Lancaster and Jeff King.

Although the original George Cole Field played host to its last game on March 31, 1995, the spirit endures in the official name of the Razorbacks' current facility: Baum-Walker Stadium at George Cole Field.

A native of Bauxite, Arkansas, Cole served as athletics director from July 1, 1970, until his retirement on July 1, 1973. A former All-SWC quarterback for the Razorback football team, Cole scored a then-school-record 85 points as a senior in 1927. He began his administrative career at Arkansas as a football line coach in 1936 and became an assistant athletics director under the legendary John Barnhill in 1957.



QUICK FACTS: BAUM-WALKER STADIUM AT GEORGE COLE FIELD

Architect: HOK Sport

Contractor: Kinco, Inc.

Capacity: 10,737

Chairback Seats: 8,237

Surface: Natural bermuda-hybrid grass (installed 2005)

Construction Cost: \$8.9 million (initial - 1996)

Parking: 1,100 spaces

Groundbreaking: Oct. 12, 1994

First Game: April 13, 1996 (Arkansas 9, Auburn 2)

Dedication: May 3, 1996 (Arkansas 9, Alabama 3)

Largest Crowd (Actual): June 6, 2015 - 12,167; Missouri St. 3, Arkansas 1

Field Dimensions (L-LC-C-RC-R): 320-375-400-365-312

Grandstand Canopy: Masted, cable-suspended

Dugouts: Built to MLB specifications with tunnel access to clubhouses

Batter's Eye: 40' x 80' wall behind center field

Bullpens: Allow field visibility

Concourse: Elevated, with unobstructed views of the playing field throughout from foul pole to foul pole.

Restrooms: On first- and third-base side of grandstand, in clubhouses, luxury boxes and in press box

Concession Stands: Eight (full-service)

Hog Pen: Beyond left-field fence with 12 picnic tables and 40 grills

Hog Heaven: 98 premium, outdoor seats on the press box level

Suites: 34 luxury suites on press level

Johnny Mike Walker Lounge: Located on press level, accessible to Hog Heaven ticket holders and Swatter's Club members

Press Box: Two seating rows and spacious work area

Press Level Booths: Two radio booths and a television booth

Sound System: Includes on-demand access to sound effects and music

Pitching Development Center: Workout area for pitching staff

Tom Pagnozzi Clubhouse: Includes big-screen television, lounge, oak lockers, pool table, custom chairs and tables

Umpire's Locker Room: Includes dressing, shower and restrooms

Offices: Spacious coaches' offices located on third base line overlooking the field

Training Room: Adjacent to home clubhouse; includes two whirlpools

Equipment Room: With laundry facilities

Novelty Stand: Located behind home plate and on third-base side of grandstand

Ticket Offices: Located in Razorback Foundation building down the left-field line

Terrazzo Hog: A Baum-Walker Stadium trademark; located outside the main entrance

Scoreboard: One of the largest video boards in college baseball, the LED's display's dimensions are 25 feet tall by 71 feet wide providing 1,775 square feet of digital space for live high-definition video, instant replays, up-to-the-minute statistics, and game information, graphics animations.



BAUM-WALKER STADIUM RECORDS

12,589

SINGLE GAME ATTENDANCE (2015)

8,719

SINGLE SEASON AVERAGE (2019)

348,775

SINGLE SEASON TICKETS (2019)


564

WINS AT BAUM-WALKER STADIUM

33,828

3-GAME SERIES ATTENDANCE (2019)

ARKANSAS YEAR-BY-YEAR RESULTS AT BAUM-WALKER STADIUM



Top 20 All-Time Crowds (tickets sold)


1.	USC	13,472	March 3, 2018
2.	Mississippi State	12,589	April 25, 2015
3.	LSU	11,827	April 8, 2017
4.	Tennessee	11,787	April 26, 2019
5.	Auburn	11,742	April 26, 2014
6.	LSU	11,714	May 10, 2019
7.	Tennessee	11,594	April 27, 2019
8.	LSU	11,462	April 9, 2011
9.	Arizona State	11,434	April 8, 2009
10.	Ole Miss*	11,383	June 9, 2019
11.	Ole Miss*	11,350	June 8, 2019
12.	Missouri State*	11,317	June 6, 2015
13.	Mississippi State	11,194	April 16, 2011
14.	South Carolina*	11,172	June 9, 2018
15.	Missouri State*	11,169	June 5, 2015
16.	Texas A&M	11,145	April 20, 2013
17.	Missouri State*	11,116	June 7, 2015
18.	Ole Miss*	11,095	June 10, 2019
19.	South Carolina*	11,093	June 10, 2018
20.	Oral Roberts^	11,088	June 2, 2017

* - NCAA Super Regional
^ - NCAA Regional

Top 20 All-Time Crowds (actual)

1.	Missouri State*	12,167	June 6, 2015
2.	Missouri State*	11,869	June 5, 2015
3.	South Carolina*	11,722	June 9, 2018
4.	Missouri State*	11,694	June 7, 2015
5.	South Carolina*	11,481	June 10, 2018
6.	South Carolina*	11,217	June 11, 2018
7.	LSU	11,103	April 9, 2011
8.	Arizona State	11,014	April 8, 2009
9.	Oral Roberts^	11,088	June 2, 2017
10.	LSU	10,987	April 8, 2017
11.	Mississippi State	10,837	April 25, 2015
12.	Mississippi State	10,784	April 16, 2011
13.	USC	10,732	March 3, 2018
14.	LSU	10,581	May 5, 2007
15.	Texas A&M	10,477	April 20, 2013
16.	Missouri State^	10,369	June 3, 2017
17.	Missouri State^	10,273	June 5, 2017
18.	Central Michigan	10,219	Feb. 20, 2016
19.	Auburn	10,217	April 26, 2014
20.	Southern Miss^	10,213	June 2, 2018

* - NCAA Super Regional
^ - NCAA Regional



2019 NCAA ATTENDANCE LEADERS
Average Home Attendance

Team	Average
1. LSU	10,634
2. Ole Miss	8,988
3. Mississippi State	8,900
4. Arkansas	8,719
5. South Carolina	5,998
6. Texas	5,493
7. Texas A&M	4,926
8. Louisiana-Lafayette	4,663
9. Nebraska	4,426
10. TCU	4,379

FACILITIES



FOWLER FAMILY TRAINING CENTER

The facility provides approximately 52,000 square feet of climate-controlled practice space, including a full size practice infield, throwing area, batting areas and ancillary team spaces.

Thanks in part to the generous \$2.5 million gift provided by the Wallace and Jama Fowler family, the University of Arkansas completed a brand new world class indoor training facility for baseball and track in the summer of 2015.

Dedicated on Sept. 20, 2014 as the Fowler Family Baseball and Track Center, the facility provides approximately 52,000 square feet of climate-controlled practice space, including a full size practice infield, throwing area, batting areas and ancillary team spaces.

The facility includes four batting cages with a drop down and raise up netting system that allows for baseball training and available surface space. The practice infield is suitable for live hitting with nets ensuring safe activity and observation outside the infield space and protective measures toward the facility structure.

The Fowler Family's gift marked substantial progress toward meeting the fundraising goal for the project. The fundraising goal for the facility was funded by a combination of capital gifts, athletic revenues and proceeds from a bond issue. The total project cost was \$9.1 million.





IT MEANS MORE THAN
175,000
NAMES
CHISELED INTO THE
SIDEWALK.



IT JUST MEANS MORE.™

SECsports.com #ItJustMeansMore

OMAHA HOGS
SZ



|| 2019 SEASON REVIEW

2019 RECORD: 46-20 • HOME: 33-7 • AWAY: 12-9 • NEUTRAL: 1-4 • SEC: 20-10 • NCAA TOURNAMENT: 5-3

Game date	Opposing team	Score	Arkansas		Inns	Overall	SEC	Pitcher of record	Attend	Time
			R-H-E	Opponent						
Feb 16, 2019	EASTERN ILLINOIS-1	W, 15-7	15-18-0	7-11-2	9	1-0-0	0-0-0	I. Campbell (W 1-0)	-	3:11
Feb 16, 2019	EASTERN ILLINOIS-2	W, 12-3	12-14-3	3-9-1	9	2-0-0	0-0-0	K. Ramage (W 1-0)	8838	3:10
Feb 17, 2019	EASTERN ILLINOIS	W, 3-2	3-6-0	2-7-1	9	3-0-0	0-0-0	M. Cronin (W 1-0)	7382	2:49
Feb 21, 2019	at USC	W, 6-3	6-8-1	3-4-2	9	4-0-0	0-0-0	K. Ramage (W 2-0)	377	3:28
Feb 22, 2019	at USC	W, 8-6	8-8-2	6-9-2	9	5-0-0	0-0-0	I. Campbell (W 2-0)	994	2:52
Feb 23, 2019	at USC	L, 6-4	4-11-1	6-9-1	(10)	5-1-0	0-0-0	P. Wicklander (L 0-1)	799	3:19
Feb 27, 2019	MEMPHIS	W, 10-3	10-8-0	3-6-3	9	6-1-0	0-0-0	Z. Vermillion (W 1-0)	6990	3:10
Mar 01, 2019	STONY BROOK-1	W, 3-1	3-6-0	1-6-0	9	7-1-0	0-0-0	I. Campbell (W 3-0)	-	2:17
Mar 01, 2019	STONY BROOK-2	W, 4-3	4-7-2	3-8-2	9	8-1-0	0-0-0	K. Ramage (W 3-0)	7234	2:42
Mar 02, 2019	STONY BROOK	W, 15-7	15-15-2	7-10-2	9	9-1-0	0-0-0	Z. Vermillion (W 2-0)	8117	3:35
Mar 06, 2019	CHARLOTTE	W, 9-2	9-9-1	2-3-0	9	10-1-0	0-0-0	P. Wicklander (W 1-1)	6976	2:45
Mar 08, 2019	LOUISIANA TECH	W, 4-2	4-6-0	2-7-0	9	11-1-0	0-0-0	K. Kopps (W 1-0)	8246	3:05
Mar 09, 2019	LOUISIANA TECH	L, 12-7	7-15-2	12-11-2	9	11-2-0	0-0-0	J. Kostyshock (L 0-1)	9272	3:36
Mar 10, 2019	LOUISIANA TECH	W, 11-0	11-12-1	0-3-2	9	12-2-0	0-0-0	C. Scroggins (W 1-0)	7572	3:03
Mar 12, 2019	WESTERN ILLINOIS	W, 8-0	8-11-2	0-1-0	9	13-2-0	0-0-0	P. Wicklander (W 2-1)	6926	2:45
Mar 13, 2019	WESTERN ILLINOIS	W, 11-1	11-12-0	1-4-3	8	14-2-0	0-0-0	M. Denton (W 1-0)	6869	2:58
Mar 15, 2019	MISSOURI*	W, 2-0	2-5-1	0-2-0	9	15-2-0	1-0-0	I. Campbell (W 4-0)	8150	2:37
Mar 16, 2019	MISSOURI*	W, 4-3	4-6-1	3-7-1	9	16-2-0	2-0-0	K. Ramage (W 4-0)	9521	2:39
Mar 17, 2019	MISSOURI*	W, 3-2	3-5-1	2-5-2	9	17-2-0	3-0-0	J. Kostyshock (W 1-1)	9281	2:28
Mar 19, 2019	at #9 Texas	W, 11-4	11-11-0	4-6-0	9	18-2-0	3-0-0	K. Ramage (W 5-0)	6208	2:39
Mar 20, 2019	at #9 Texas	L, 7-6	6-9-1	7-6-2	9	18-3-0	3-0-0	E. Trest (L 0-1)	6260	3:53
Mar 22, 2019	at Alabama*	W, 12-3	12-15-0	3-7-1	9	19-3-0	4-0-0	I. Campbell (W 5-0)	4060	2:50
Mar 23, 2019	at Alabama*	L, 10-0	0-4-1	10-9-1	9	19-4-0	4-1-0	C. Noland (L 0-1)	4317	2:45
Mar 24, 2019	at Alabama*	W, 10-2	10-14-3	2-5-2	9	20-4-0	5-1-0	C. Scroggins (W 2-0)	3687	2:58
Mar 26, 2019	at Missouri State	W, 8-2	8-10-1	2-7-1	9	21-4-0	5-1-0	Z. Vermillion (W 3-0)	2457	3:12
Mar 29, 2019	#21 OLE MISS*	W, 5-3	5-8-1	3-6-2	9	22-4-0	6-1-0	I. Campbell (W 5-0)	10251	3:03
Mar 30, 2019	#21 OLE MISS*	L, 4-3	3-6-0	4-12-0	9	22-5-0	6-2-0	K. Kopps (L 1-1)	9642	2:51
Mar 31, 2019	#21 OLE MISS*	L, 10-5	5-11-1	10-14-0	9	22-6-0	6-3-0	K. Kopps (L 1-2)	8433	3:39
Apr 02, 2019	LITTLE ROCK	L, 17-7	7-13-4	17-16-1	9	22-7-0	6-3-0	K. Ramage (L 5-1)	7956	4:10
Apr 05, 2019	at #15 Auburn-1*	L, 6-3	3-8-0	6-11-0	9	22-8-0	6-4-0	K. Kopps (L 1-3)	-	2:50
Apr 05, 2019	at #15 Auburn-2*	W, 9-6	9-14-2	6-11-2	(15)	23-8-0	7-4-0	K. Kopps (W 2-3)	-	5:40
Apr 06, 2019	at #15 Auburn*	W, 8-0	8-10-0	0-5-0	9	24-8-0	8-4-0	P. Wicklander (W 3-1)	3731	3:08
Apr 09, 2019	ORAL ROBERTS	W, 15-8	15-14-3	8-10-2	9	25-8-0	8-4-0	K. Ramage (W 6-1)	8723	4:00
Apr 12, 2019	at #7 Vanderbilt*	L, 3-2	2-7-0	3-6-0	9	25-9-0	8-5-0	I. Campbell (L 0-2)	3465	2:24
Apr 13, 2019	at #7 Vanderbilt*	L, 12-2	2-7-1	12-12-1	9	25-10-0	8-6-0	C. Noland (L 0-2)	3305	2:27
Apr 14, 2019	at #7 Vanderbilt*	W, 14-12	14-22-1	12-12-2	9	26-10-0	9-6-0	Z. Vermillion (W 4-0)	3488	4:01
Apr 16, 2019	ARK.-PINE BLUFF	W, 16-4	16-16-2	4-9-0	7	27-10-0	9-6-0	C. Noland (W 1-2)	7805	2:50
Apr 18, 2019	#2 MISSISSIPPI STATE*	W, 5-3	5-9-0	3-6-0	9	28-10-0	10-6-0	I. Campbell (W 7-1)	8338	2:50
Apr 19, 2019	#2 MISSISSIPPI STATE*	W, 12-5	12-12-1	5-5-2	9	29-10-0	11-6-0	K. Kopps (W 3-3)	9573	3:58
Apr 20, 2019	#2 MISSISSIPPI STATE*	W, 10-2	10-10-1	2-6-1	9	30-10-0	12-6-0	C. Noland (W 2-2)	11087	2:58
Apr 23, 2019	NORTHWESTERN STATE	W, 19-2	19-19-1	2-8-1	8	31-10-0	12-6-0	K. Ramage (W 7-1)	7659	3:07
Apr 24, 2019	NORTHWESTERN STATE	L, 10-7	7-10-2	10-10-1	9	31-11-0	12-6-0	L. Henry (L 0-1)	7626	3:26
Apr 26, 2019	#18 TENNESSEE*	W, 11-9	11-16-3	9-12-2	9	32-11-0	13-6-0	K. Kopps (W 4-3)	11787	3:45
Apr 27, 2019	#18 TENNESSEE*	W, 15-3	15-18-1	3-7-2	9	33-11-0	14-6-0	P. Wicklander (W 4-1)	11594	2:57
Apr 28, 2019	#18 TENNESSEE*	W, 4-3	4-9-1	3-6-1	(10)	34-11-0	15-6-0	E. Trest (W 1-1)	9419	3:07
Apr 30, 2019	GRAMBLING STATE&	W, 17-3	17-15-1	3-6-0	9	35-11-0	14-6-0	M. Denton (W 2-0)	10463	3:31
May 03, 2019	at Kentucky*	W, 5-2	5-12-0	2-6-1	9	36-11-0	16-6-0	I. Campbell (W 8-1)	4225	3:10
May 05, 2019	at Kentucky-1*	W, 9-1	9-10-1	1-4-2	7	37-11-0	17-6-0	P. Wicklander (W 5-1)	-	2:50
May 05, 2019	at Kentucky-2*	L, 4-3	3-5-1	4-6-0	7	37-12-0	17-7-0	C. Noland (L 2-3)	3749	2:07
May 09, 2019	#15 LSU*	W, 14-4	14-15-0	4-7-0	9	38-12-0	18-7-0	I. Campbell (W 9-1)	9220	3:07
May 10, 2019	#15 LSU*	W, 11-6	11-12-0	6-9-1	9	39-12-0	19-7-0	K. Kopps (W 5-3)	11714	3:27
May 11, 2019	#15 LSU*	L, 3-2	2-8-1	3-7-0	9	39-13-0	19-8-0	J. Kostyshock (L 1-2)	11037	2:47
May 16, 2019	at #19 Texas A&M*	W, 7-3	7-10-1	3-11-2	9	40-13-0	20-8-0	I. Campbell (W 10-1)	4639	3:08
May 17, 2019	at #19 Texas A&M*	L, 6-2	2-8-2	6-7-1	9	40-14-0	20-9-0	P. Wicklander (L 5-2)	5438	2:55
May 18, 2019	at #19 Texas A&M*	L, 6-1	1-5-4	6-9-1	9	40-15-0	20-10-0	C. Noland (W 2-4)	5550	2:32
May 22, 2019	vs Ole Miss\$	W, 5-3	5-5-1	3-5-2	9	41-15-0	20-10-0	K. Kopps (W 6-3)	5264	2:50
May 23, 2019	vs Georgia\$	L, 3-1	1-5-0	3-6-1	9	41-16-0	20-10-0	J. Kostyshock (L 1-3)	0	2:37
May 24, 2019	vs Ole Miss\$	L, 3-2	2-5-1	3-3-1	9	41-17-0	20-10-0	Z. Vermillion (L 4-1)	0	2:41
May 31, 2019	CENTRAL CONNECTICUT!	W, 11-5	11-13-3	5-5-1	9	42-17-0	20-10-0	C. Noland (W 3-4)	10037	2:36
Jun 01, 2019	TCU!	W, 3-1	3-9-0	1-4-1	9	43-17-0	20-10-0	I. Campbell (W 11-1)	10967	2:59
Jun 02, 2019	TCU!	W, 6-0	6-10-0	0-5-0	9	44-17-0	20-10-0	P. Wicklander (W 6-2)	10242	2:43
Jun 08, 2019	#14 OLE MISS+	W, 11-2	11-11-0	2-5-1	9	45-17-0	20-10-0	I. Campbell (W 12-1)	11350	2:48
Jun 09, 2019	#14 OLE MISS+	L, 13-5	5-12-0	13-12-0	9	45-18-0	20-10-0	C. Noland (L 3-5)	11383	3:20
Jun 10, 2019	#14 OLE MISS+	W, 14-1	14-12-0	1-7-0	9	46-18-0	20-10-0	C. Scroggins (W 3-0)	11095	3:10
Jun 15, 2019	vs Florida State~	L, 1-0	0-5-1	1-5-1	9	46-19-0	20-10-0	C. Scroggins (L 3-1)	26155	2:38
Jun 17, 2019	vs Texas Tech~	L, 5-4	4-8-0	5-9-0	9	46-20-0	20-10-0	C. Scroggins (L 3-2)	19236	3:09

* - SEC Game • & - Played at Dickey-Stephens Park (North Little Rock, Ark.) • \$ - SEC Tournament (Hoover, Ala.) •

! - NCAA Fayetteville Regional (Baum-Walker Stadium) • + - NCAA Fayetteville Super Regional (Baum-Walker Stadium) • ~ - College World Series (Omaha, Neb.)

2019 IN REVIEW

Team Batting

At bats:	58	at Auburn (Apr 05, 2019)
Runs scored:	19	vs Northwestern St. (Apr 23, 2019)
Hits:	22	at Vanderbilt (Apr 14, 2019)
RBI's:	17	vs Northwestern St. (Apr 23, 2019)
Doubles:	6	at Vanderbilt (Apr 14, 2019)
	6	vs Northwestern St. (Apr 23, 2019)
	6	vs Tennessee (Apr 27, 2019)
Triples:	2	vs Ark.- Pine Bluff (Apr 16, 2019)
Home runs:	5	vs Northwestern St. (Apr 23, 2019)
	5	vs LSU (May 09, 2019)
	5	at Texas A&M (May 16, 2019)
Total bases:	42	vs Northwestern St. (Apr 23, 2019)
Walks:	16	vs Mississippi St. (Apr 19, 2019)
Strikeouts:	20	at Auburn (Apr 05, 2019)
Sac hits:	3	vs Eastern Illinois (Feb 17, 2019)
	3	at Texas (Mar 20, 2019)
Sac flies:	2	vs Eastern Illinois (Feb 16, 2019)
	2	vs Western Illinois (Mar 12, 2019)
	2	vs Grambling St. (Apr 30, 2019)
Stolen bases:	5	at USC (Feb 22, 2019)
	5	vs Memphis (Feb 27, 2019)
Hit by pitch:	4	vs Western Illinois (Mar 13, 2019)
	4	at Texas (Mar 20, 2019)
Caught stealing:	1	(16 games)
Runners LOB:	18	at Auburn (Apr 05, 2019)
Hit into DP:	3	vs Eastern Illinois (Feb 16, 2019)

Fielding

Putouts:	45	at Auburn (Apr 05, 2019)
Assists:	24	at Auburn (Apr 05, 2019)
Errors:	4	vs Little Rock (Apr 02, 2019)
	4	at Texas A&M (May 18, 2019)
Passed balls:	1	at Alabama (Mar 22, 2019)
	1	vs Little Rock (Apr 02, 2019)
	1	at Texas A&M (May 18, 2019)
DPs turned:	2	(4 games)

Pitching

Innings pitched:	15.0	at Auburn (Apr 05, 2019)
Runs allowed:	17	vs Little Rock (Apr 02, 2019)
Earned runs:	13	vs Ole Miss (Jun 09, 2019)
Walks allowed:	14	at Texas (Mar 20, 2019)
Strikeouts:	18	vs Stony Brook (Mar 01, 2019)
Hits allowed:	16	vs Little Rock (Apr 02, 2019)
Doubles allowed:	4	vs Little Rock (Apr 02, 2019)
	4	at Auburn (Apr 05, 2019)
Triples allowed:	1	(6 games)
Homers allowed:	4	at Vanderbilt (Apr 14, 2019)
	4	vs Ole Miss (Jun 09, 2019)
Wild pitches:	4	at Auburn (Apr 05, 2019)
Hit batters:	4	vs Louisiana Tech (Mar 09, 2019)
	4	at Texas (Mar 20, 2019)
	4	vs Ole Miss (Jun 10, 2019)

Individual Batting

At bats:	8	Heston Kjerstad at Auburn (Apr 05, 2019)
Runs scored:	6	Trevor Ezell vs Grambling St. (Apr 30, 2019)
Hits:	4	(8 games)
RBI's:	6	Jacob Nesbit vs Tennessee (Apr 26, 2019)
Doubles:	3	Zack Plunkett vs Northwestern St. (Apr 23, 2019)
	3	Trevor Ezell vs TCU (Jun 01, 2019)
Triples:	1	(15 games)
Home runs:	2	(4 games)
Total bases:	10	Heston Kjerstad vs Tennessee (Apr 27, 2019)
Walks:	3	(10 games)
Strikeouts:	4	(4 games)
Sac hits:	2	Jacob Nesbit vs Eastern Illinois (Feb 17, 2019)
Sac flies:	1	(30 games)
Stolen bases:	2	(6 games)
Hit by pitch:	2	(4 games)
Caught stealing:	1	(15 games)
Runners LOB:	6	Jack Kenley vs Missouri (Mar 15, 2019)

Fielding

Putouts:	20	Trevor Ezell at Auburn (Apr 05, 2019)
Assists:	7	Jack Kenley vs Eastern Illinois (Feb 16, 2019)
	7	Jack Kenley vs LSU (May 11, 2019)
	7	Casey Martin vs Central Connecticut (May 31, 2019)
Errors:	2	(8 games)
Passed balls:	1	Casey Opitz at Alabama (Mar 22, 2019)
	1	Zack Plunkett vs Little Rock (Apr 02, 2019)
	1	Casey Opitz at Texas A&M (May 18, 2019)

Pitching

Innings pitched:	8.1	Isaiah Campbell vs Ole Miss (Jun 08, 2019)
Runs allowed:	7	Kole Ramage at Vanderbilt (Apr 13, 2019)
	7	Isaiah Campbell vs Tennessee (Apr 26, 2019)
Earned runs:	7	Kole Ramage at Vanderbilt (Apr 13, 2019)
Walks allowed:	6	Kole Ramage vs Ole Miss (Jun 09, 2019)
Strikeouts:	13	Isaiah Campbell vs Stony Brook (Mar 01, 2019)
Hits allowed:	7	(4 games)
Doubles allowed:	3	Isaiah Campbell at Vanderbilt (Apr 12, 2019)
Triples allowed:	1	(5 games)
Homers allowed:	3	Connor Noland at Kentucky (May 05, 2019)
Wild pitches:	2	(5 games)
Hit batters:	2	(8 games)



Trevor Ezell became a household name in 2019, playing only his senior season on the Hill after transferring to Arkansas from SE Missouri State. The first baseman started all 66 games and hit .329, recording 84 hits, 37, for extra bases, with 49 RBI's and 72 runs scored.



Isaiah Campbell was named a consensus All-American for his dominating performance as a senior in 2019. He went 12-1 overall in 18 starts, posting a 2.13 ERA with 125 strikeouts over 118.1 innings pitched.



2019 RECORD: 46-20 • HOME: 33-7 • AWAY: 12-9 • NEUTRAL: 1-4 • SEC: 20-10 • NCAA TOURNAMENT: 5-3

Individual Hitting

#	Player	AVG	GP	GS	AB	R	H	2B	3B	HR	RBI	TB	SLG%	BB	HBP	SO	GDP	OB%	SF	SH	SB	ATT	PO	A	E	FLD%
10	Matt Goodheart	.345	58	51	203	35	70	16	2	5	47	105	.517	34	2	45	1	.444	0	1	5	7	6	0	0	1.000
4	Trevor Ezell	.329	66	66	255	72	84	25	2	10	49	143	.561	47	4	57	3	.435	4	6	19	20	480	38	3	.994
18	Heston Kjerstad	.327	65	65	266	53	87	13	1	17	51	153	.575	21	12	65	4	.400	1	0	5	5	110	2	2	.982
24	Dominic Fletcher	.313	66	66	265	56	83	24	0	11	61	140	.528	28	5	54	3	.385	3	0	2	3	169	1	2	.988
7	Jack Kenley	.311	66	65	235	55	73	10	4	13	54	130	.553	42	9	55	4	.428	4	1	8	11	75	180	7	.973
15	Casey Martin	.286	66	66	283	67	81	21	4	15	57	155	.548	30	5	79	0	.364	1	4	10	12	92	147	23	.912
25	Christian Franklin	.274	64	58	201	42	55	8	1	6	34	83	.413	24	4	66	8	.361	1	5	12	15	97	3	5	.952
5	Jacob Nesbit	.255	64	61	212	35	54	10	0	3	42	73	.344	26	3	56	3	.333	8	6	7	10	24	83	4	.964
12	Casey Opitz	.243	58	50	177	31	43	3	0	3	33	55	.311	38	2	45	8	.379	2	1	7	7	473	54	4	.992
22	Curtis Washington	.353	30	6	34	14	12	3	1	1	3	20	.588	7	1	12	0	.476	0	1	4	5	17	2	2	.905
48	Zack Plunkett	.260	26	16	50	12	13	5	0	2	9	24	.480	15	4	19	0	.451	2	1	0	0	121	16	4	.972
17	Trey Harris	.257	15	9	35	5	9	3	0	0	6	12	.343	3	2	6	0	.341	1	1	0	0	1	0	1	.500
8	Jordan McFarland	.238	24	15	63	14	15	1	0	2	12	22	.349	6	3	22	0	.320	3	0	2	2	45	3	0	1.000
Totals		.298	66	66	2279	491	679	142	15	88	458	1115	.489	321	56	581	34	.393	30	27	81	97	1745	598	67	.972
Opponents		.225	66	66	2157	288	485	78	6	55	271	740	.343	238	57	615	28	.315	22	25	30	58	1691	550	69	.970

LOB - Team (534), Opp (466), DPs turned - Team (34), Opp (40). CI - Team (0), Opp (3). IBB - Team (10), H. Kjerstad 3, C. Opitz 2, C. Martin 2, J. Kenley 1, D. Fletcher 1, M. Goodheart 1, Opp (5). Picked off - J. Kenley 2, C. Opitz 1, C. Franklin 1, M. Goodheart 1, D. Fletcher 1, T. Ezell 1

Individual Pitching

#	Player	ERA	W	L	APP	GS	CG	SHO	CBO	SV	IP	H	R	ER	BB	SO	2B	3B	HR	B/Avg	WP	HBP	BK	SFA	SHA
55	Isaiah Campbell	2.13	12	1	18	18	0	0	1	0	118.1	87	36	28	22	125	13	2	5	.204	4	3	0	2	2
13	Connor Noland	4.02	3	5	20	19	0	0	0	0	78.1	73	42	35	14	55	6	0	12	.244	4	3	0	2	5
33	Patrick Wicklander	4.32	6	2	22	15	0	0	3	0	66.2	50	35	32	37	90	12	0	6	.209	5	11	0	2	5
32	Matt Cronin	1.86	1	0	25	0	0	0	2	12	29.0	16	6	6	14	42	0	1	4	.165	1	1	0	2	1
35	Jacob Kostyshock	2.64	1	3	22	1	0	0	3	1	30.2	24	11	9	10	29	6	0	2	.211	2	4	0	1	0
88	Zebulon Vermillion	3.63	4	1	20	0	0	0	1	1	22.1	21	10	9	9	21	6	0	1	.250	1	4	0	2	2
45	Kevin Kopps	3.89	6	3	30	0	0	0	2	0	41.2	38	18	18	14	52	9	0	4	.242	3	3	0	1	4
57	Cody Scroggins	4.01	3	2	19	7	0	0	3	0	49.1	40	25	22	26	62	7	1	3	.216	5	8	1	4	1
44	Collin Taylor	4.05	0	0	7	0	0	0	0	0	6.2	4	3	3	6	3	0	0	1	.174	3	1	0	1	0
49	Liam Henry	4.32	0	1	9	0	0	0	0	0	8.1	6	4	4	8	7	1	0	1	.200	3	1	0	1	0
29	Marshall Denton	4.50	2	0	24	4	0	0	0	1	30.0	30	17	15	5	31	6	1	4	.254	2	2	1	1	2
21	Jacob Burton	4.82	0	0	11	0	0	0	0	0	9.1	10	7	5	6	7	4	0	2	.278	1	2	0	0	0
28	Kole Ramage	5.25	7	1	24	2	0	0	1	0	60.0	61	42	35	29	53	7	1	8	.260	7	4	0	2	2
39	Evan Taylor	6.43	0	0	8	0	0	0	1	0	7.0	3	5	5	9	13	0	0	0	.136	3	1	0	0	1
20	Elijah Trest	7.58	1	1	15	0	0	0	1	0	19.0	18	17	16	17	19	0	0	2	.250	1	6	1	1	0
37	Caden Monke	18.00	0	0	6	0	0	0	0	0	3.0	3	6	6	5	5	1	0	0	.231	1	3	0	0	0
46	Carter Sells	18.00	0	0	3	0	0	0	0	0	2.0	1	4	4	7	1	0	0	0	.143	0	0	0	0	0
Totals		3.90	46	20	66	66	0	5	5	15	581.2	485	288	252	238	615	78	6	55	.225	46	57	3	22	25
Opponents		7.11	20	46	66	66	1	2	2	14	563.2	679	491	445	321	581	142	15	88	.298	64	56	12	30	27

PB - Team (3), C. Opitz 2, Z. Plunkett 1, Opp (9). Pickoffs - Team (5), C. Opitz 4, I. Campbell 1, Opp (7). SBA/ATT - C. Opitz (24-46), Z. Plunkett (6-11), I. Campbell (3-11), P. Wicklander (3-7), C. Scroggins (3-6), C. Noland (2-6), K. Ramage (5-6), M. Cronin (4-5), E. Trest (2-5), Z. Vermillion (3-3), M. Denton (3-3), K. Kopps (0-3), J. Kostyshock (2-2), J. Burton (0-1).

Position Player Fielding

#	Player	C	PO	A	E	FLD%	DPs	SBA	CSB	SBA%	PB	CI
8	Jordan McFarland	48	45	3	0	1.000	2	0	0	-	0	0
88	Zebulon Vermillion	7	1	6	0	1.000	0	3	0	1.000	0	0
45	Kevin Kopps	6	2	4	0	1.000	0	0	3	.000	0	0
10	Matt Goodheart	6	6	0	0	1.000	0	0	0	-	0	0
29	Marshall Denton	4	2	2	0	1.000	0	3	0	1.000	0	0
39	Evan Taylor	1	0	1	0	1.000	0	0	0	-	0	0
44	Collin Taylor	1	0	1	0	1.000	0	0	0	-	0	0
4	Trevor Ezell	521	480	38	3	.994	28	0	0	-	0	0
12	Casey Opitz	531	473	54	4	.992	1	24	22	.522	2	0
24	Dominic Fletcher	172	169	1	2	.988	0	0	0	-	0	0
18	Heston Kjerstad	114	110	2	2	.982	2	0	0	-	0	0
7	Jack Kenley	262	75	180	7	.973	23	0	0	-	0	0
48	Zack Plunkett	141	121	16	4	.972	1	6	5	.545	1	0
5	Jacob Nesbit	111	24	83	4	.964	2	0	0	-	0	0
25	Christian Franklin	105	97	3	5	.952	1	0	0	-	0	0
33	Patrick Wicklander	18	7	10	1	.944	0	3	4	.429	0	0
28	Kole Ramage	16	4	11	1	.938	0	5	1	.833	0	0
55	Isaiah Campbell	16	5	10	1	.938	1	3	8	.273	0	0

Position Player Fielding

#	Player	C	PO	A	E	FLD%	DPs	SBA	CSB	SBA%	PB	CI
13	Connor Noland	24	8	14	2	.917	0	2	4	.333	0	0
15	Casey Martin	262	92	147	23	.912	26	0	0	-	0	0
22	Curtis Washington	21	17	2	2	.905	1	0	0	-	0	0
35	Jacob Kostyshock	9	4	4	1	.889	2	2	0	1.000	0	0
57	Cody Scroggins	4	1	2	1	.750	0	3	3	.500	0	0
20	Elijah Trest	4	1	2	1	.750	0	2	3	.400	0	0
32	Matt Cronin	3	0	2	1	.667	0	4	1	.800	0	0
17	Trey Harris	2	1	0	1	.500	0	0	0	-	0	0
21	Jacob Burton	1	0	0	1	.000	0	0	1	.000	0	0
49	Liam Henry	0	0	0	0	.000	0	0	0	-	0	0
46	Carter Sells	0	0	0	0	.000	0	0	0	-	0	0
37	Caden Monke	0	0	0	0	.000	0	0	0	-	0	0
Totals		2410	1745	598	67	.972	34	30	28	.517	3	0
Opponents		2310	1691	550	69	.970	40	81	16	.835	9	3

Hitting minimums - 1 Game 2.5 AB/Game
Pitching minimums - 1 Game 20% of Games 1.0 IP/Game

2019 IN REVIEW

2019 SEC RECORD: 20-10 • HOME: 12-3 • AWAY: 8-7

Individual Hitting

#	Player	AVG	GP	GS	AB	R	H	2B	3B	HR	RBI	TB	SLG%	BB	HBP	SO	GDP	OB%	SF	SH	SB	ATT	PO	A	E	FLD%	
10	Matt Goodheart	.369	27	26	103	14	38	11	2	1	20	56	.544	17	1	21	1	.463	0	0	2	3	2	0	0	1.000	
18	Heston Kjerstad	.319	29	29	116	20	37	4	0	6	20	59	.509	8	8	34	3	.402	0	0	2	2	53	0	1	.981	
24	Dominic Fletcher	.305	30	30	128	20	39	10	0	5	27	64	.500	6	2	30	3	.346	0	0	0	0	87	0	1	.989	
15	Casey Martin	.295	30	30	129	28	38	5	2	9	22	74	.574	14	1	41	0	.358	0	0	5	5	37	62	12	.892	
7	Jack Kenley	.291	30	30	110	21	32	6	0	6	16	56	.509	18	3	31	4	.402	1	1	3	5	31	91	4	.968	
12	Casey Opitz	.265	30	29	102	15	27	1	0	2	15	34	.333	17	1	28	5	.375	0	1	0	0	243	34	3	.989	
25	Christian Franklin	.262	30	30	107	20	28	4	0	3	12	41	.383	9	1	39	1	.322	1	4	2	3	55	2	3	.950	
4	Trevor Ezell	.256	30	30	117	28	30	14	0	5	24	59	.504	22	1	32	2	.373	2	2	6	7	245	16	0	1.000	
5	Jacob Nesbit	.217	30	30	106	15	23	5	0	3	23	37	.349	14	0	29	1	.298	4	1	3	4	10	38	3	.941	

8	Jordan McFarland	.400	7	3	15	7	6	1	0	1	2	10	.667	1	2	6	0	.500	0	0	0	0	7	1	0	1.000	
48	Zack Plunkett	.286	7	1	7	3	2	1	0	0	0	3	.429	2	1	3	0	.500	0	0	0	0	9	4	0	1.000	
17	Trey Harris	.167	2	2	6	0	1	1	0	0	0	2	.333	0	0	1	0	.167	0	0	0	0	0	0	0	.000	
22	Curtis Washington	.000	11	0	2	2	0	0	0	0	0	0	.000	1	0	2	0	.333	0	0	1	1	1	1	0	1.000	
Totals		.287	30	30	1048	193	301	63	4	41	181	495	.472	129	21	297	20	.374	8	9	24	30	798	281	30	.973	
Opponents		.233	30	30	944	136	232	41	3	27	129	360	.362	112	19	261	9	.320	9	13	16	31	786	276	30	.973	

LOB - Team (237), Opp (213). DPs turned - Team (9), Opp (20). CI - Team (0), Opp (1). IBB - Team (5), M. Goodheart 1, D. Fletcher 1, H. Kjerstad 1, C. Opitz 1, J. Kenley 1, Opp (4). Picked off - J. Kenley 2, C. Opitz 1, D. Fletcher 1

Individual Pitching

#	Player	ERA	W	L	APP	GS	CG	SHO	CBO	SV	IP	H	R	ER	BB	SO	2B	3B	HR	B/Avg	WP	HBP	BK	SFA	SHA		
55	Isaiah Campbell	2.30	7	1	10	10	0	0	1	0	66.2	50	22	17	12	64	8	2	3	.206	3	2	0	1	1		
13	Connor Noland	3.95	1	4	10	10	0	0	0	0	43.1	44	22	19	7	34	4	0	6	.263	3	0	0	0	3		

49	Liam Henry	0.00	0	0	2	0	0	0	0	0	2.0	0	0	0	3	2	0	0	0	.000	1	0	0	0	0		
21	Jacob Burton	0.00	0	0	2	0	0	0	0	0	2.0	1	0	0	1	1	1	0	0	.143	0	0	0	0	0		
29	Marshall Denton	1.08	0	0	9	0	0	0	0	1	8.1	3	1	1	1	11	2	0	0	.115	1	0	0	0	2		
32	Matt Cronin	2.87	0	0	12	0	0	0	1	6	15.2	10	5	5	10	22	0	1	3	.182	1	1	0	0	0		
35	Jacob Kostyshock	3.97	1	1	11	0	0	0	1	0	11.1	10	5	5	6	13	2	0	2	.227	2	1	0	0	0		
20	Elijah Trest	4.05	1	0	5	0	0	0	0	0	6.2	4	3	3	3	3	0	0	0	.174	0	4	0	0	0		
45	Kevin Kopps	4.35	4	3	16	0	0	0	0	0	20.2	17	10	10	6	25	8	0	0	.224	2	2	0	0	2		
57	Cody Scroggins	4.74	1	0	9	4	0	0	1	0	24.2	24	16	13	20	22	5	0	2	.250	5	3	0	3	1		
88	Zebulon Vermillion	5.40	1	0	7	0	0	0	1	1	8.1	13	5	5	5	8	2	0	1	.361	0	0	0	1	0		
33	Patrick Wicklander	6.43	3	1	9	6	0	0	1	0	28.0	26	20	20	22	35	5	0	4	.248	1	3	0	1	2		
28	Kole Ramage	7.09	1	0	9	0	0	0	0	0	26.2	28	23	21	11	20	4	0	6	.269	3	3	0	2	2		
44	Collin Taylor	9.00	0	0	1	0	0	0	0	0	1.0	1	1	1	1	0	0	0	0	.333	1	0	0	1	0		
39	Evan Taylor	40.50	0	0	2	0	0	0	0	0	0.2	1	3	3	4	1	0	0	0	.333	1	0	0	0	0		
Totals		4.15	20	10	30	30	0	2	2	8	266.0	232	136	123	112	261	41	3	27	.233	24	19	0	9	13		
Opponents		6.05	10	20	30	30	1	1	1	5	262.0	301	193	176	129	297	63	4	41	.287	22	21	2	8	9		

PB - Team (2), C. Opitz 2, Opp (4). Pickoffs - Team (5), C. Opitz 4, I. Campbell 1, Opp (4). SBA/ATT - C. Opitz (16-30), I. Campbell (1-6), C. Scroggins (3-5), M. Cronin (4-5), Z. Vermillion (3-3), P. Wicklander (1-3), K. Ramage (2-3), E. Trest (1-2), C. Noland (0-2), K. Kopps (0-1), M. Denton (1-1).

Position Player Fielding

#	Player	C	PO	A	E	FLD%	DPs	SBA	CSB	SBA%	PB	CI
4	Trevor Ezell	261	245	16	0	1.000	9	0	0	-	0	0
48	Zack Plunkett	13	9	4	0	1.000	0	0	0	-	0	0
55	Isaiah Campbell	11	3	8	0	1.000	1	1	5	.167	0	0
28	Kole Ramage	8	1	7	0	1.000	0	2	1	.667	0	0
8	Jordan McFarland	8	7	1	0	1.000	0	0	0	-	0	0
45	Kevin Kopps	5	2	3	0	1.000	0	0	1	.000	0	0
88	Zebulon Vermillion	3	0	3	0	1.000	0	3	0	1.000	0	0
22	Curtis Washington	2	1	1	0	1.000	0	0	0	-	0	0
10	Matt Goodheart	2	2	0	0	1.000	0	0	0	-	0	0
35	Jacob Kostyshock	1	1	0	0	1.000	0	0	0	-	0	0
29	Marshall Denton	1	1	0	0	1.000	0	1	0	1.000	0	0
32	Matt Cronin	1	0	1	0	1.000	0	4	1	.800	0	0
20	Elijah Trest	1	0	1	0	1.000	0	1	1	.500	0	0
12	Casey Opitz	280	243	34	3	.989	0	16	14	.533	2	0
24	Dominic Fletcher	88	87	0	1	.989	0	0	0	-	0	0
18	Heston Kjerstad	54	53	0	1	.981	0	0	0	-	0	0
7	Jack Kenley	126	31	91	4	.968	7	0	0	-	0	0
25	Christian Franklin	60	55	2	3	.950	0	0	0	-	0	0
5	Jacob Nesbit	51	10	38	3	.941	0	0	0	-	0	0

Position Player Fielding

#	Player	C	PO	A	E	FLD%	DPs	SBA	CSB	SBA%	PB	CI
13	Connor Noland	11	5	5	1	.909	0	0	2	.000	0	0
15	Casey Martin	111	37	62	12	.892	8	0	0	-	0	0
33	Patrick Wicklander	9	4	4	1	.889	0	1	2	.333	0	0
57	Cody Scroggins	2	1	0	1	.500	0	3	2	.600	0	0
49	Liam Henry	0	0	0	0	.000	0	0	0	-	0	0
17	Trey Harris	0	0	0	0	.000	0	0	0	-	0	0
44	Collin Taylor	0	0	0	0	.000	0	0	0	-	0	0
21	Jacob Burton	0	0	0	0	.000	0	0	0	-	0	0
39	Evan Taylor	0	0	0	0	.000	0	0	0	-	0	0
Totals		1109	798	281	30	.973	9	16	15	.516	2	0
Opponents		1092	786	276	30	.973	20	24	6	.800	4	1

Hitting minimums - 1 Games 2.5 AB/Game
Pitching minimums - 1 Games 20% of Games 1.0 IP/Game

2019 IN REVIEW



2019 RECORD: 46-20 • HOME: 33-7 • AWAY: 12-9 • NEUTRAL: 1-4 • SEC: 20-10 • NCAA TOURNAMENT: 5-3

Date	Opponent	AB	R	H	RBI	2B	3B	HR	BB	IBB	SB	CS	HBP	SAC	SF	GDP	K	PO	A	E	Avg
Feb 16, 2019	EASTERN ILLINOIS	38	15	18	15	5	0	4	7	0	2	1	0	0	1	2	0	27	13	0	.474
Feb 16, 2019	EASTERN ILLINOIS	37	12	14	12	3	0	0	4	0	2	0	0	1	2	0	12	27	9	3	.427
Feb 17, 2019	EASTERN ILLINOIS	26	3	6	3	1	0	0	8	1	0	0	0	3	1	1	4	27	7	0	.376
Feb 21, 2019	at USC	33	6	8	5	2	0	0	7	0	3	1	0	0	1	1	10	27	5	1	.343
Feb 22, 2019	at USC	35	8	8	8	2	1	1	8	1	5	0	1	0	0	0	11	27	14	2	.320
Feb 23, 2019	at USC	42	4	11	3	3	0	1	2	1	3	0	0	0	0	0	12	29	11	1	.308
Feb 27, 2019	MEMPHIS	32	10	8	9	0	0	0	9	0	5	0	1	0	1	0	6	27	7	0	.300
Mar 01, 2019	STONY BROOK	28	3	6	2	2	1	0	2	0	2	1	0	0	0	1	4	27	5	0	.292
Mar 01, 2019	STONY BROOK	30	4	7	3	2	0	0	3	0	3	0	0	1	1	0	6	27	9	2	.286
Mar 02, 2019	STONY BROOK	40	15	15	14	2	1	4	6	0	1	0	1	0	0	0	6	27	10	2	.296
Mar 06, 2019	CHARLOTTE	29	9	9	8	1	1	2	7	0	0	0	2	2	1	0	6	27	11	1	.297
Mar 08, 2019	LOUISIANA TECH	28	4	6	4	1	0	0	6	0	0	0	2	1	0	1	7	27	6	0	.291
Mar 09, 2019	LOUISIANA TECH	41	7	15	7	3	0	2	3	0	0	0	0	0	1	0	12	27	11	2	.298
Mar 10, 2019	LOUISIANA TECH	33	11	12	10	1	1	1	5	0	3	0	0	1	1	1	7	27	6	1	.303
Mar 12, 2019	WESTERN ILLINOIS	31	8	11	8	1	1	2	4	0	2	0	3	0	2	1	7	27	7	2	.306
Mar 13, 2019	WESTERN ILLINOIS	32	11	12	9	3	0	0	8	1	2	1	4	2	1	0	8	24	12	0	.310
Mar 15, 2019	MISSOURI	28	2	5	2	3	0	0	3	0	1	0	1	1	1	0	8	27	6	1	.304
Mar 16, 2019	MISSOURI	26	4	6	3	0	0	0	2	0	2	0	2	1	1	2	10	27	9	1	.301
Mar 17, 2019	MISSOURI	30	3	5	2	0	0	1	1	0	1	0	0	0	0	0	5	27	7	1	.294
Mar 19, 2019	at Texas	37	11	11	10	3	0	2	6	0	2	1	0	0	0	0	7	27	9	0	.294
Mar 20, 2019	at Texas	33	6	9	5	3	0	0	4	0	1	1	4	3	0	1	8	24	12	1	.293
Mar 22, 2019	at Alabama	40	12	15	12	3	0	3	1	0	0	0	2	0	0	0	14	27	6	0	.298
Mar 23, 2019	at Alabama	29	0	4	0	1	0	0	4	0	0	1	0	0	0	1	4	24	8	1	.292
Mar 24, 2019	at Alabama	38	10	14	8	4	0	2	4	0	4	0	2	1	1	1	9	27	12	3	.295
Mar 26, 2019	at Missouri State	35	8	10	8	0	0	1	6	0	2	0	1	1	0	1	10	27	8	1	.295
Mar 29, 2019	OLE MISS	32	5	8	5	2	0	0	4	0	0	0	0	1	0	0	9	27	8	1	.293
Mar 30, 2019	OLE MISS	30	3	6	3	3	0	2	5	0	0	1	1	0	0	2	12	27	9	0	.290
Mar 31, 2019	OLE MISS	35	5	11	4	1	0	1	2	0	0	1	0	0	0	2	8	27	10	1	.291
Apr 02, 2019	LITTLE ROCK	36	7	13	7	1	0	1	8	0	1	0	2	1	1	0	8	27	10	4	.294
Apr 05, 2019	at Auburn	34	3	8	3	1	1	1	2	0	0	0	0	0	1	0	13	24	10	0	.292
Apr 05, 2019	at Auburn	58	9	14	9	3	1	2	11	2	0	1	1	1	1	0	20	45	24	2	.289
Apr 06, 2019	at Auburn	34	8	10	8	2	0	1	9	0	3	1	0	0	0	0	3	27	9	0	.289
Apr 09, 2019	ORAL ROBERTS	39	15	14	14	5	0	3	13	0	0	0	0	0	1	0	9	27	7	3	.291
Apr 12, 2019	at Vanderbilt	33	2	7	2	1	0	0	4	0	0	0	1	0	0	1	13	24	4	0	.289
Apr 13, 2019	at Vanderbilt	33	2	7	1	3	0	0	1	0	0	0	0	0	0	1	9	24	11	1	.287
Apr 14, 2019	at Vanderbilt	47	14	22	14	6	1	1	6	0	0	0	0	0	1	1	7	27	11	1	.294
Apr 16, 2019	ARK.- PINE BLUFF	34	16	16	16	1	2	3	8	0	2	0	1	0	0	0	4	21	8	2	.299
Apr 18, 2019	MISSISSIPPI ST.	31	5	9	5	2	0	1	2	0	0	1	0	1	0	0	10	27	9	0	.298
Apr 19, 2019	MISSISSIPPI ST.	35	12	12	11	0	1	1	16	0	0	0	0	0	0	2	10	27	9	1	.300
Apr 20, 2019	MISSISSIPPI ST.	34	10	10	8	2	0	1	4	0	0	0	1	0	0	1	7	27	12	1	.299
Apr 23, 2019	NORTHWESTERN ST.	42	19	19	17	6	1	5	10	0	1	0	1	0	1	0	6	24	9	1	.304
Apr 24, 2019	NORTHWESTERN ST.	36	7	10	7	2	1	1	5	0	1	0	0	0	1	0	12	27	14	2	.303
Apr 26, 2019	TENNESSEE	37	11	16	11	1	0	2	6	1	2	0	0	0	1	1	11	27	7	3	.307
Apr 27, 2019	TENNESSEE	42	15	18	15	6	0	4	3	0	0	0	1	0	0	0	6	27	8	1	.310
Apr 28, 2019	TENNESSEE	36	4	9	4	3	0	2	4	0	2	0	2	1	0	1	14	30	14	1	.308
Apr 30, 2019	GRAMBLING ST.	35	17	15	15	4	0	3	10	0	3	1	3	0	2	0	11	27	10	1	.311
May 03, 2019	at Kentucky	38	5	12	4	3	0	1	2	0	1	0	2	0	0	0	11	27	8	0	.311
May 05, 2019	at Kentucky	33	9	10	8	1	0	2	5	0	1	0	0	0	0	0	6	21	5	1	.311
May 05, 2019	at Kentucky	25	3	5	3	2	0	0	6	0	1	0	0	0	0	1	11	18	8	1	.309
May 09, 2019	LSU	37	14	15	13	1	0	5	7	0	2	0	1	0	1	1	8	27	12	0	.311
May 10, 2019	LSU	36	11	12	11	4	0	1	5	2	2	0	3	1	0	0	10	27	6	0	.312
May 11, 2019	LSU	31	2	8	2	2	0	0	5	0	1	0	0	1	0	2	5	27	11	1	.311
May 16, 2019	at Texas A&M	38	7	10	7	3	0	5	1	0	0	0	0	0	0	0	18	27	9	1	.310
May 17, 2019	at Texas A&M	35	2	8	2	0	0	1	3	0	0	0	0	0	0	0	15	24	9	2	.308
May 18, 2019	at Texas A&M	33	1	5	1	0	0	1	1	0	1	0	1	0	0	0	11	24	10	4	.306
May 22, 2019	vs Ole Miss	30	5	5	5	1	0	0	3	0	0	0	1	1	0	1	5	27	7	1	.304
May 23, 2019	vs Georgia	31	1	5	0	1	0	0	4	0	0	1	0	0	0	1	9	24	7	0	.301
May 24, 2019	vs Ole Miss	33	2	5	2	0	0	1	4	1	1	0	1	0	0	0	7	24	8	1	.299
May 31, 2019	CENTRAL CONNECTICUT	35	11	13	9	2	0	2	4	0	3	1	0	0	0	0	3	27	14	3	.300
Jun 01, 2019	TCU	34	3	9	3	4	0	0	4	0	1	0	1	1	0	0	12	27	8	0	.300
Jun 02, 2019	TCU	34	6	10	6	2	0	1	0	0	2	0	0	0	0	0	11	27	7	0	.299
Jun 08, 2019	OLE MISS	34	11	11	11	2	0	3	5	0	1	0	1	0	1	1	7	27	6	0	.300
Jun 09, 2019	OLE MISS	39	5	12	5	4	0	1	1	0	0	0	1	0	0	0	11	24	5	0	.300
Jun 10, 2019	OLE MISS	34	14	12	13	4	0	2	4	0	2	0	3	0	1	1	5	27	8	0	.301
Jun 15, 2019	vs. Florida State	30	0	5	0	1	0	0	2	0	0	1	0	0	0	0	10	27	8	1	.299
Jun 17, 2019	vs. Texas Tech	35	4	8	4	1	1	1	2	0	1	0	1	0	1	0	11	24	9	0	.298
	Totals	2279	491	679	458	142	15	88	321	10	81	16	56	27	30	34	581	1745	598	67	.298

2019 IN REVIEW



|| GAME-BY-GAME PITCHING

2019 RECORD: 46-20 • HOME: 33-7 • AWAY: 12-9 • NEUTRAL: 1-4 • SEC: 20-10 • NCAA TOURNAMENT: 5-3

Date	Opponent	IP	H	R	ER	BB	SO	2B	3B	HR	WP	BK	HBP	DP	IBB	Score	W	L	SV	ERA
Feb 16, 2019	EASTERN ILLINOIS	9.0	11	7	7	2	8	2	0	1	0	1	0	1	0	15-7	1	0	0	7.00
Feb 16, 2019	EASTERN ILLINOIS	9.0	9	3	0	3	12	0	0	0	0	0	0	2	0	12-3	2	0	0	3.50
Feb 17, 2019	EASTERN ILLINOIS	9.0	7	2	2	3	8	2	0	0	0	0	0	1	0	3-2	3	0	0	3.00
Feb 21, 2019	at USC	9.0	4	3	3	4	14	1	0	0	0	0	3	1	0	6-3	4	0	1	3.00
Feb 22, 2019	at USC	9.0	9	6	3	2	6	1	0	0	0	0	0	2	0	8-6	5	0	2	3.00
Feb 23, 2019	at USC	9.2	9	6	6	2	7	1	0	2	0	0	0	0	0	4-6	5	1	2	3.46
Feb 27, 2019	MEMPHIS	9.0	6	3	3	2	12	2	0	2	1	0	2	1	0	10-3	6	1	2	3.39
Mar 01, 2019	STONY BROOK	9.0	6	1	1	2	18	1	0	1	0	0	0	0	0	3-1	7	1	3	3.10
Mar 01, 2019	STONY BROOK	9.0	8	3	3	2	11	1	0	1	1	0	0	0	0	4-3	8	1	4	3.09
Mar 02, 2019	STONY BROOK	9.0	10	7	7	7	10	2	0	0	2	0	2	1	0	15-7	9	1	4	3.47
Mar 06, 2019	CHARLOTTE	9.0	3	2	2	6	14	0	0	0	0	0	0	1	0	9-2	10	1	4	3.34
Mar 08, 2019	LOUISIANA TECH	9.0	7	2	2	1	14	1	0	0	0	0	1	1	0	4-2	11	1	5	3.23
Mar 09, 2019	LOUISIANA TECH	9.0	11	12	7	2	9	2	0	3	1	0	4	0	0	7-12	11	2	5	3.52
Mar 10, 2019	LOUISIANA TECH	9.0	3	0	0	3	16	0	0	0	0	0	1	1	0	11-0	12	2	5	3.27
Mar 12, 2019	WESTERN ILLINOIS	9.0	1	0	0	3	14	0	0	0	0	0	0	0	0	8-0	13	2	5	3.05
Mar 13, 2019	WESTERN ILLINOIS	8.0	4	1	1	1	10	0	0	0	0	0	1	2	0	11-1	14	2	5	2.94
Mar 15, 2019	MISSOURI	9.0	2	0	0	3	15	0	0	0	2	0	0	0	0	2-0	15	2	6	2.77
Mar 16, 2019	MISSOURI	9.0	7	3	3	1	6	2	0	0	0	0	0	0	0	4-3	16	2	7	2.78
Mar 17, 2019	MISSOURI	9.0	5	2	2	3	11	0	0	1	1	0	2	0	0	3-2	17	2	7	2.74
Mar 19, 2019	at Texas	9.0	6	4	4	2	9	2	0	1	0	0	0	0	0	11-4	18	2	7	2.81
Mar 20, 2019	at Texas	8.0	6	7	6	14	5	1	0	0	1	0	4	1	0	6-7	18	3	7	2.97
Mar 22, 2019	at Alabama	9.0	7	3	3	3	8	1	0	0	2	0	1	0	0	12-3	19	3	7	2.97
Mar 23, 2019	at Alabama	8.0	9	10	10	7	2	1	0	1	2	0	0	0	0	0-10	19	4	7	3.30
Mar 24, 2019	at Alabama	9.0	5	2	1	5	10	0	0	0	1	0	0	0	0	10-2	20	4	7	3.20
Mar 26, 2019	at Missouri State	9.0	7	2	2	3	10	0	0	0	1	0	2	1	0	8-2	21	4	7	3.15
Mar 29, 2019	OLE MISS	9.0	6	3	3	4	8	2	0	1	0	0	0	0	0	5-3	22	4	8	3.15
Mar 30, 2019	OLE MISS	9.0	12	4	4	1	5	2	0	2	0	0	0	1	0	3-4	22	5	8	3.18
Mar 31, 2019	OLE MISS	9.0	14	10	10	12	6	2	0	1	1	0	2	1	0	5-10	22	6	8	3.42
Apr 02, 2019	LITTLE ROCK	9.0	16	17	10	6	8	4	0	1	2	0	3	0	0	7-17	22	7	8	3.65
Apr 05, 2019	at Auburn	8.0	11	6	6	3	5	3	0	0	0	0	0	0	0	3-6	22	8	8	3.75
Apr 05, 2019	at Auburn	15.0	11	6	4	9	12	4	0	1	4	0	3	1	2	9-6	23	8	8	3.67
Apr 06, 2019	at Auburn	9.0	5	0	0	4	10	1	0	0	1	0	1	1	0	8-0	24	8	9	3.56
Apr 09, 2019	ORAL ROBERTS	9.0	10	8	7	4	7	1	1	2	2	1	1	0	0	15-8	25	8	9	3.66
Apr 12, 2019	at Vanderbilt	8.0	6	3	3	0	10	3	1	0	1	0	0	1	0	2-3	25	9	9	3.66
Apr 13, 2019	at Vanderbilt	8.0	12	12	12	7	8	1	0	2	0	0	1	1	0	2-12	25	10	9	3.91
Apr 14, 2019	at Vanderbilt	9.0	12	12	12	11	9	2	0	4	1	0	2	0	0	14-12	26	10	10	4.13
Apr 16, 2019	ARK - PINE BLUFF	7.0	9	4	3	8	8	0	0	0	0	0	0	0	0	16-4	27	10	10	4.12
Apr 18, 2019	MISSISSIPPI ST.	9.0	6	3	3	1	13	1	0	2	1	0	1	0	0	5-3	28	10	11	4.09
Apr 19, 2019	MISSISSIPPI ST.	9.0	5	5	5	5	11	0	0	1	0	0	1	0	0	12-5	29	10	11	4.12
Apr 20, 2019	MISSISSIPPI ST.	9.0	6	2	2	3	6	0	0	0	2	0	0	0	0	10-2	30	10	11	4.07
Apr 23, 2019	NORTHWESTERN ST.	8.0	8	2	2	2	8	2	0	0	0	0	0	1	0	19-2	31	10	11	4.03
Apr 24, 2019	NORTHWESTERN ST.	9.0	10	10	10	5	9	2	0	3	2	1	0	0	0	7-10	31	11	11	4.17
Apr 26, 2019	TENNESSEE	9.0	12	9	5	3	11	3	0	1	0	0	0	0	0	11-9	32	11	12	4.19
Apr 27, 2019	TENNESSEE	9.0	7	3	3	3	11	2	0	1	1	0	1	0	0	15-3	33	11	12	4.16
Apr 28, 2019	TENNESSEE	10.0	6	3	2	1	11	0	0	0	1	0	0	1	0	4-3	34	11	12	4.10
Apr 30, 2019	GRAMBLING ST.	9.0	6	3	2	7	15	0	0	0	3	0	3	1	0	17-3	35	11	12	4.06
May 03, 2019	at Kentucky	9.0	6	2	2	4	10	1	1	0	0	0	1	0	0	5-2	36	11	13	4.01
May 05, 2019	at Kentucky	7.0	4	1	1	2	11	0	0	0	0	0	1	0	0	9-1	37	11	13	3.97
May 05, 2019	at Kentucky	6.0	6	4	4	1	8	1	0	3	0	0	0	0	0	3-4	37	12	13	4.00
May 09, 2019	LSU	9.0	7	4	4	2	5	1	0	2	0	0	0	0	0	14-4	38	12	13	4.00
May 10, 2019	LSU	9.0	9	6	6	3	10	2	1	1	0	0	1	1	0	11-6	39	12	13	4.04
May 11, 2019	LSU	9.0	7	3	3	3	7	1	0	1	2	0	0	1	0	2-3	39	13	13	4.02
May 16, 2019	at Texas A&M	9.0	11	3	2	2	7	2	0	0	0	0	0	0	0	7-3	40	13	13	3.98
May 17, 2019	at Texas A&M	8.0	7	6	6	6	9	2	0	2	0	0	0	0	2	2-6	40	14	13	4.02
May 18, 2019	at Texas A&M	8.0	9	6	2	0	6	1	0	0	1	0	1	0	0	1-6	40	15	13	3.99
May 22, 2019	vs Ole Miss	9.0	5	3	3	2	12	1	0	0	3	0	3	0	0	5-3	41	15	14	3.98
May 23, 2019	vs Georgia	8.0	6	3	3	5	6	3	0	0	1	0	1	1	1	1-3	41	16	14	3.97
May 24, 2019	vs Ole Miss	8.0	3	3	3	4	3	0	0	1	0	0	1	1	0	2-3	41	17	14	3.96
May 31, 2019	CENTRAL CONNECTICUT	9.0	5	5	4	1	7	1	0	1	0	0	0	0	0	11-5	42	17	14	3.96
Jun 01, 2019	TCU	9.0	4	1	1	1	9	1	0	0	0	0	0	1	0	3-1	43	17	15	3.91
Jun 02, 2019	TCU	9.0	5	0	0	1	14	2	0	0	0	0	0	0	0	6-0	44	17	15	3.84
Jun 08, 2019	OLE MISS	9.0	5	2	2	2	7	0	0	2	0	0	0	2	0	11-2	45	17	15	3.81
Jun 09, 2019	OLE MISS	8.0	12	13	13	8	5	0	1	4	1	0	1	0	0	5-13	45	18	15	3.97
Jun 10, 2019	OLE MISS	9.0	7	1	1	1	11	1	0	0	1	0	4	1	0	14-1	46	18	15	3.92
Jun 15, 2019	vs. Florida State	9.0	5	1	1	2	11	0	0	0	0	0	1	1	0	0-1	46	19	15	3.88
Jun 17, 2019	vs. Texas Tech	9.0	9	5	5	3	7	0	1	3	0	0	0	0	0	4-5	46	20	15	3.90
	Totals	582.2	485	288	252	238	615	78	6	55	46	3	57	34	5	491-288	46	20	15	3.90

2019 IN REVIEW



2019 RECORD: 46-20 • HOME: 33-7 • AWAY: 12-9 • NEUTRAL: 1-4 • SEC: 20-10 • NCAA TOURNAMENT: 5-3

Date	Opposing team	C	1B	2B	3B	SS	LF	CF	RF	DH
Feb. 16, 2019	EASTERN ILLINOIS-1	Opitz	Ezell	Kenley	Nesbit	Martin	Franklin	Fletcher	Kjerstad	Goodheart
Feb. 16, 2019	EASTERN ILLINOIS-2	Plunkett	Ezell	Kenley	Nesbit	Martin	Goodheart	Fletcher	Kjerstad	McFarland
Feb. 17, 2019	EASTERN ILLINOIS	Opitz	Ezell	Kenley	Nesbit	Martin	Goodheart	Fletcher	Kjerstad	McFarland
Feb. 21, 2019	at USC	Opitz	Ezell	Kenley	Nesbit	Martin	Franklin	Fletcher	Kjerstad	Goodheart
Feb. 22, 2019	at USC	Opitz	Ezell	Kenley	Nesbit	Martin	Franklin	Fletcher	Kjerstad	Goodheart
Feb. 23, 2019	at USC	Plunkett	Ezell	Kenley	Nesbit	Martin	Franklin	Fletcher	Kjerstad	McFarland
Feb. 27, 2019	MEMPHIS	Plunkett	Ezell	Kenley	Nesbit	Martin	Franklin	Fletcher	Kjerstad	Harris
March 1, 2019	STONY BROOK-1	Opitz	Ezell	Kenley	Nesbit	Martin	Franklin	Fletcher	Kjerstad	Goodheart
March 1, 2019	STONY BROOK-2	Plunkett	Ezell	Kenley	Nesbit	Martin	Franklin	Fletcher	Kjerstad	McFarland
March 2, 2019	STONY BROOK	Opitz	Ezell	Kenley	Nesbit	Martin	Franklin	Fletcher	Kjerstad	Harris
March 6, 2019	CHARLOTTE	Opitz	Ezell	Kenley	Nesbit	Martin	Franklin	Fletcher	Kjerstad	Harris
March 8, 2019	LOUISIANA TECH	Opitz	Ezell	Kenley	Nesbit	Martin	Franklin	Fletcher	Kjerstad	Goodheart
March 9, 2019	LOUISIANA TECH	Plunkett	Ezell	Kenley	Nesbit	Martin	Franklin	Fletcher	Kjerstad	Harris
March 10, 2019	LOUISIANA TECH	Opitz	Ezell	Kenley	Nesbit	Martin	Franklin	Fletcher	Kjerstad	Harris
March 12, 2019	WESTERN ILLINOIS	Opitz	McFarland	Ezell	Nesbit	Martin	Franklin	Fletcher	Kjerstad	Harris
March 13, 2019	WESTERN ILLINOIS	Plunkett	Ezell	Kenley	Nesbit	Martin	Washington, Jr.	Fletcher	Kjerstad	McFarland
March 15, 2019	MISSOURI*	Opitz	Ezell	Kenley	Nesbit	Martin	Franklin	Fletcher	Kjerstad	Goodheart
March 16, 2019	MISSOURI*	Opitz	Ezell	Kenley	Nesbit	Martin	Franklin	Fletcher	Kjerstad	Goodheart
March 17, 2019	MISSOURI*	Opitz	Ezell	Kenley	Nesbit	Martin	Franklin	Fletcher	Kjerstad	Goodheart
March 19, 2019	at Texas	Opitz	Ezell	Kenley	Nesbit	Martin	Franklin	Fletcher	Kjerstad	Goodheart
March 20, 2019	at Texas	Plunkett	Ezell	Kenley	Nesbit	Martin	Franklin	Fletcher	Kjerstad	McFarland
March 22, 2019	at Alabama*	Opitz	Ezell	Kenley	Nesbit	Martin	Franklin	Fletcher	Kjerstad	Goodheart
March 23, 2019	at Alabama*	Opitz	Ezell	Kenley	Nesbit	Martin	Franklin	Fletcher	Kjerstad	Harris
March 24, 2019	at Alabama*	Opitz	Ezell	Kenley	Nesbit	Martin	Franklin	Fletcher	Kjerstad	Goodheart
March 26, 2019	at Missouri State	Opitz	Ezell	Kenley	Nesbit	Martin	Franklin	Fletcher	Kjerstad	Goodheart
March 29, 2019	OLE MISS*	Opitz	Ezell	Kenley	Nesbit	Martin	Franklin	Fletcher	Kjerstad	Goodheart
March 30, 2019	OLE MISS*	Opitz	Ezell	Kenley	Nesbit	Martin	Franklin	Fletcher	Kjerstad	Goodheart
March 31, 2019	OLE MISS*	Opitz	Ezell	Kenley	Nesbit	Martin	Franklin	Fletcher	Kjerstad	Goodheart
April 2, 2019	LITTLE ROCK	Plunkett	Ezell	Kenley	Nesbit	Martin	Franklin	Fletcher	Kjerstad	Goodheart
April 5, 2019	at Auburn-1*	Opitz	Ezell	Kenley	Nesbit	Martin	Franklin	Fletcher	Kjerstad	Goodheart
April 5, 2019	at Auburn-2*	Plunkett	Ezell	Kenley	Nesbit	Martin	Franklin	Fletcher	Kjerstad	Harris
April 6, 2019	at Auburn*	Opitz	Ezell	Kenley	Nesbit	Martin	Franklin	Fletcher	Kjerstad	Goodheart
April 9, 2019	ORAL ROBERTS	Plunkett	McFarland	Ezell	Kenley	Martin	Washington, Jr.	Fletcher	Kjerstad	Goodheart
April 12, 2019	at Vanderbilt*	Opitz	Ezell	Kenley	Nesbit	Martin	Franklin	Fletcher	Kjerstad	Goodheart
April 13, 2019	at Vanderbilt*	Opitz	Ezell	Kenley	Nesbit	Martin	Franklin	Fletcher	Kjerstad	Goodheart
April 14, 2019	at Vanderbilt*	Opitz	Ezell	Kenley	Nesbit	Martin	Franklin	Fletcher	Kjerstad	Goodheart
April 16, 2019	ARK. - PINE BLUFF	Plunkett	McFarland	Ezell	Kenley	Martin	Washington, Jr.	Fletcher	Kjerstad	Goodheart
April 18, 2019	MISSISSIPPI STATE*	Opitz	Ezell	Kenley	Nesbit	Martin	Franklin	Fletcher	Kjerstad	Goodheart
April 19, 2019	MISSISSIPPI STATE*	Opitz	Ezell	Kenley	Nesbit	Martin	Franklin	Fletcher	Kjerstad	Goodheart
April 20, 2019	MISSISSIPPI STATE*	Opitz	Ezell	Kenley	Nesbit	Martin	Franklin	Fletcher	Goodheart	McFarland
April 23, 2019	NORTHWESTERN STATE	Plunkett	McFarland	Ezell	Kenley	Martin	Washington, Jr.	Fletcher	Kjerstad	Goodheart
April 24, 2019	NORTHWESTERN STATE	Plunkett	Ezell	Kenley	Nesbit	Martin	Franklin	Fletcher	Kjerstad	Goodheart
April 26, 2019	TENNESSEE*	Opitz	Ezell	Kenley	Nesbit	Martin	Franklin	Fletcher	Kjerstad	Goodheart
April 27, 2019	TENNESSEE*	Opitz	Ezell	Kenley	Nesbit	Martin	Franklin	Fletcher	Kjerstad	McFarland
April 28, 2019	TENNESSEE*	Opitz	Ezell	Kenley	Nesbit	Martin	Franklin	Fletcher	Kjerstad	McFarland
April 30, 2019	vs. Grambling St.	Plunkett	McFarland	Ezell	Kenley	Martin	Washington, Jr.	Fletcher	Kjerstad	Harris
May 3, 2019	at Kentucky*	Opitz	Ezell	Kenley	Nesbit	Martin	Franklin	Fletcher	Kjerstad	Goodheart
May 5, 2019	at Kentucky-1*	Opitz	Ezell	Kenley	Nesbit	Martin	Franklin	Fletcher	Kjerstad	Goodheart
May 5, 2019	at Kentucky-2*	Opitz	Ezell	Kenley	Nesbit	Martin	Franklin	Fletcher	Kjerstad	Goodheart
May 9, 2019	LSU*	Opitz	Ezell	Kenley	Nesbit	Martin	Franklin	Fletcher	Kjerstad	Goodheart
May 10, 2019	LSU*	Opitz	Ezell	Kenley	Nesbit	Martin	Franklin	Fletcher	Kjerstad	Goodheart
May 11, 2019	LSU*	Opitz	Ezell	Kenley	Nesbit	Martin	Franklin	Fletcher	Kjerstad	Goodheart
May 16, 2019	at Texas A&M*	Opitz	Ezell	Kenley	Nesbit	Martin	Franklin	Fletcher	Kjerstad	Goodheart
May 17, 2019	at Texas A&M*	Opitz	Ezell	Kenley	Nesbit	Martin	Franklin	Fletcher	Kjerstad	Goodheart
May 18, 2019	at Texas A&M*	Opitz	Ezell	Kenley	Nesbit	Martin	Franklin	Fletcher	Kjerstad	Goodheart
May 22, 2019	vs. Ole Miss	Opitz	Ezell	Kenley	Nesbit	Martin	Franklin	Fletcher	Kjerstad	Goodheart
May 23, 2019	vs. Georgia	Opitz	Ezell	Kenley	Nesbit	Martin	Franklin	Fletcher	Kjerstad	Goodheart
May 24, 2019	vs. Ole Miss	Plunkett	McFarland	Ezell	Kenley	Martin	Washington, Jr.	Fletcher	Kjerstad	Goodheart
May 31, 2019	CENTRAL CONN. ST.	Opitz	Ezell	Kenley	Nesbit	Martin	Franklin	Fletcher	Kjerstad	Goodheart
June 1, 2019	TCU	Opitz	Ezell	Kenley	Nesbit	Martin	Franklin	Fletcher	Kjerstad	Goodheart
June 2, 2019	TCU	Opitz	Ezell	Kenley	Nesbit	Martin	Franklin	Fletcher	Kjerstad	Goodheart
June 8, 2019	OLE MISS	Opitz	Ezell	Kenley	Nesbit	Martin	Franklin	Fletcher	Kjerstad	Goodheart
June 9, 2019	OLE MISS	Opitz	Ezell	Kenley	Nesbit	Martin	Franklin	Fletcher	Kjerstad	Goodheart
June 10, 2019	OLE MISS	Opitz	Ezell	Kenley	Nesbit	Martin	Franklin	Fletcher	Kjerstad	Goodheart
June 15, 2019	vs. Florida State	Opitz	Ezell	Kenley	Nesbit	Martin	Franklin	Fletcher	Kjerstad	Goodheart
June 17, 2019	vs. Texas Tech	Opitz	Ezell	Kenley	Nesbit	Martin	Franklin	Fletcher	Kjerstad	Goodheart

2019 IN REVIEW



|| GAME-BY-GAME BATTING ORDER

2019 RECORD: 46-20 • HOME: 33-7 • AWAY: 12-9 • NEUTRAL: 1-4 • SEC: 20-10 • NCAA TOURNAMENT: 5-3

Date	Opposing team	1	2	3	4	5	6	7	8	9
Feb. 16, 2019	EASTERN ILLINOIS-1	Martin	Kjerstad	Ezell	Fletcher	Goodheart	Opitz	Kenley	Nesbit	Franklin
Feb. 16, 2019	EASTERN ILLINOIS-2	Martin	Kjerstad	Ezell	Fletcher	Goodheart	McFarland	Kenley	Plunkett	Nesbit
Feb. 17, 2019	EASTERN ILLINOIS	Martin	Kjerstad	Ezell	Fletcher	Goodheart	Opitz	Kenley	McFarland	Nesbit
Feb. 21, 2019	at USC	Martin	Kjerstad	Ezell	Fletcher	Goodheart	Opitz	Kenley	Nesbit	Franklin
Feb. 22, 2019	at USC	Martin	Kjerstad	Ezell	Fletcher	Goodheart	Opitz	Kenley	Nesbit	Franklin
Feb. 23, 2019	at USC	Martin	Kjerstad	Ezell	Fletcher	McFarland	Kenley	Plunkett	Nesbit	Franklin
Feb. 27, 2019	MEMPHIS	Martin	Kjerstad	Ezell	Fletcher	Harris	Plunkett	Kenley	Nesbit	Franklin
March 1, 2019	STONY BROOK-1	Martin	Kjerstad	Ezell	Fletcher	Goodheart	Opitz	Kenley	Nesbit	Franklin
March 1, 2019	STONY BROOK-2	Martin	Kjerstad	Ezell	Fletcher	McFarland	Plunkett	Kenley	Nesbit	Franklin
March 2, 2019	STONY BROOK	Martin	Kjerstad	Ezell	Fletcher	Opitz	Harris	Kenley	Nesbit	Franklin
March 6, 2019	CHARLOTTE	Martin	Kjerstad	Ezell	Fletcher	Opitz	Harris	Kenley	Nesbit	Franklin
March 8, 2019	LOUISIANA TECH	Martin	Kjerstad	Ezell	Fletcher	Opitz	Goodheart	Kenley	Nesbit	Franklin
March 9, 2019	LOUISIANA TECH	Martin	Kjerstad	Ezell	Fletcher	Harris	Plunkett	Franklin	Kenley	Nesbit
March 10, 2019	LOUISIANA TECH	Martin	Kjerstad	Ezell	Fletcher	Opitz	Harris	Kenley	Nesbit	Franklin
March 12, 2019	WESTERN ILLINOIS	Martin	Kjerstad	Ezell	Fletcher	Harris	Opitz	McFarland	Nesbit	Franklin
March 13, 2019	WESTERN ILLINOIS	Martin	Kjerstad	Ezell	Fletcher	McFarland	Kenley	Plunkett	Nesbit	Washington, Jr.
March 15, 2019	MISSOURI*	Martin	Kjerstad	Ezell	Fletcher	Opitz	Goodheart	Kenley	Nesbit	Franklin
March 16, 2019	MISSOURI*	Martin	Kjerstad	Ezell	Fletcher	Opitz	Goodheart	Kenley	Nesbit	Franklin
March 17, 2019	MISSOURI*	Martin	Kjerstad	Ezell	Fletcher	Opitz	Goodheart	Kenley	Nesbit	Franklin
March 19, 2019	at Texas	Martin	Kjerstad	Ezell	Fletcher	Opitz	Goodheart	Kenley	Nesbit	Franklin
March 20, 2019	at Texas	Martin	Kjerstad	Ezell	Fletcher	McFarland	Kenley	Nesbit	Plunkett	Franklin
March 22, 2019	at Alabama*	Martin	Kjerstad	Ezell	Fletcher	Opitz	Goodheart	Kenley	Nesbit	Franklin
March 23, 2019	at Alabama*	Martin	Kjerstad	Ezell	Fletcher	Opitz	Harris	Kenley	Nesbit	Franklin
March 24, 2019	at Alabama*	Martin	Kjerstad	Ezell	Fletcher	Opitz	Goodheart	Kenley	Nesbit	Franklin
March 26, 2019	at Missouri State	Martin	Kjerstad	Ezell	Fletcher	Goodheart	Kenley	Nesbit	Plunkett	Franklin
March 29, 2019	OLE MISS*	Martin	Kjerstad	Ezell	Fletcher	Goodheart	Kenley	Nesbit	Opitz	Franklin
March 30, 2019	OLE MISS*	Martin	Kjerstad	Ezell	Fletcher	Goodheart	Kenley	Nesbit	Opitz	Franklin
March 31, 2019	OLE MISS*	Martin	Kjerstad	Ezell	Fletcher	Goodheart	Kenley	Opitz	Nesbit	Franklin
April 2, 2019	LITTLE ROCK	Ezell	Martin	Kjerstad	Fletcher	Goodheart	Kenley	Nesbit	Franklin	Plunkett
April 5, 2019	at Auburn-1*	Ezell	Kjerstad	Martin	Fletcher	Goodheart	Kenley	Nesbit	Franklin	Opitz
April 5, 2019	at Auburn-2*	Ezell	Kjerstad	Martin	Fletcher	Harris	Franklin	Nesbit	Kenley	Plunkett
April 6, 2019	at Auburn*	Ezell	Kjerstad	Martin	Fletcher	Goodheart	Kenley	Nesbit	Opitz	Franklin
April 9, 2019	ORAL ROBERTS	Ezell	Kjerstad	Martin	Fletcher	Goodheart	Kenley	McFarland	Plunkett	Washington, Jr.
April 12, 2019	at Vanderbilt*	Ezell	Kjerstad	Martin	Fletcher	Goodheart	Kenley	Nesbit	Opitz	Franklin
April 13, 2019	at Vanderbilt*	Ezell	Kjerstad	Martin	Fletcher	Goodheart	Kenley	Nesbit	Opitz	Franklin
April 14, 2019	at Vanderbilt*	Ezell	Martin	Goodheart	Fletcher	Kjerstad	Kenley	Nesbit	Opitz	Franklin
April 16, 2019	ARK.- PINE BLUFF	Ezell	Martin	Goodheart	Fletcher	Kjerstad	Kenley	McFarland	Plunkett	Washington, Jr.
April 18, 2019	MISSISSIPPI STATE*	Ezell	Martin	Goodheart	Fletcher	Kjerstad	Kenley	Nesbit	Opitz	Franklin
April 19, 2019	MISSISSIPPI STATE*	Ezell	Martin	Goodheart	Fletcher	Kjerstad	Kenley	Nesbit	Opitz	Franklin
April 20, 2019	MISSISSIPPI STATE*	Ezell	Martin	Goodheart	Fletcher	Kenley	McFarland	Opitz	Nesbit	Franklin
April 23, 2019	NORTHWESTERN STATE	Ezell	Martin	Goodheart	Fletcher	Kjerstad	Kenley	McFarland	Plunkett	Washington, Jr.
April 24, 2019	NORTHWESTERN STATE	Ezell	Martin	Goodheart	Fletcher	Kjerstad	Kenley	Nesbit	Plunkett	Franklin
April 26, 2019	TENNESSEE*	Ezell	Martin	Goodheart	Fletcher	Kjerstad	Kenley	Nesbit	Opitz	Franklin
April 27, 2019	TENNESSEE*	Ezell	Martin	Kjerstad	Fletcher	Kenley	Nesbit	Opitz	McFarland	Franklin
April 28, 2019	TENNESSEE*	Ezell	Martin	Kjerstad	Fletcher	Kenley	Nesbit	Opitz	McFarland	Franklin
April 30, 2019	vs. Grambling St.	Ezell	Martin	Kjerstad	Fletcher	Kenley	Harris	McFarland	Plunkett	Washington, Jr.
May 3, 2019	at Kentucky*	Ezell	Martin	Goodheart	Fletcher	Kjerstad	Kenley	Nesbit	Opitz	Franklin
May 5, 2019	at Kentucky-1*	Ezell	Martin	Goodheart	Fletcher	Kjerstad	Kenley	Nesbit	Opitz	Franklin
May 5, 2019	at Kentucky-2*	Ezell	Martin	Goodheart	Fletcher	Kjerstad	Kenley	Nesbit	Opitz	Franklin
May 9, 2019	LSU*	Ezell	Martin	Goodheart	Fletcher	Kjerstad	Kenley	Nesbit	Opitz	Franklin
May 10, 2019	LSU*	Ezell	Martin	Goodheart	Fletcher	Kjerstad	Kenley	Nesbit	Opitz	Franklin
May 11, 2019	LSU*	Ezell	Martin	Goodheart	Fletcher	Kjerstad	Kenley	Nesbit	Opitz	Franklin
May 16, 2019	at Texas A&M*	Ezell	Martin	Goodheart	Fletcher	Kjerstad	Kenley	Franklin	Opitz	Nesbit
May 17, 2019	at Texas A&M*	Ezell	Martin	Goodheart	Fletcher	Kjerstad	Kenley	Franklin	Opitz	Nesbit
May 18, 2019	at Texas A&M*	Ezell	Martin	Goodheart	Fletcher	Kjerstad	Kenley	Franklin	Opitz	Nesbit
May 22, 2019	vs. Ole Miss	Ezell	Martin	Goodheart	Fletcher	Kjerstad	Kenley	Franklin	Opitz	Nesbit
May 23, 2019	vs. Georgia	Ezell	Martin	Goodheart	Fletcher	Kjerstad	Kenley	Opitz	Nesbit	Franklin
May 24, 2019	vs. Ole Miss	Ezell	Martin	Goodheart	Fletcher	Kjerstad	Kenley	McFarland	Plunkett	Washington, Jr.
May 31, 2019	CENTRAL CONN. ST.	Ezell	Martin	Goodheart	Fletcher	Kjerstad	Kenley	Opitz	Nesbit	Franklin
June 1, 2019	TCU	Ezell	Martin	Goodheart	Fletcher	Kjerstad	Kenley	Franklin	Nesbit	Opitz
June 2, 2019	TCU	Ezell	Martin	Goodheart	Fletcher	Kjerstad	Kenley	Opitz	Nesbit	Franklin
June 8, 2019	OLE MISS	Ezell	Martin	Goodheart	Fletcher	Kjerstad	Kenley	Opitz	Nesbit	Franklin
June 9, 2019	OLE MISS	Ezell	Martin	Goodheart	Fletcher	Kjerstad	Kenley	Opitz	Nesbit	Franklin
June 10, 2019	OLE MISS	Ezell	Martin	Goodheart	Fletcher	Kjerstad	Kenley	Opitz	Nesbit	Franklin
June 15, 2019	vs. Florida State	Ezell	Martin	Goodheart	Fletcher	Kjerstad	Kenley	Opitz	Nesbit	Franklin
June 17, 2019	vs. Texas Tech	Ezell	Martin	Goodheart	Fletcher	Kjerstad	Kenley	Opitz	Nesbit	Franklin

2019 IN REVIEW

HOME RUN CHART ||



No.	Player	Gm#	Date	Opponent	Pitcher	On Base	Inn	Outs	Count	Score	Final
1.	T. Ezell	1	Feb 16	Eastern Illinois	JONES	0..	3	2	1-0	0-0	W 15-7
2.	C. Franklin	1	Feb 16	Eastern Illinois	JONES	.2.	4	1	0-0	1-0	W 15-7
3.	H. Kjerstad	1	Feb 16	Eastern Illinois	JONES	1..	4	1	1-0	4-0	W 15-7
4.	J. Kenley	1	Feb 16	Eastern Illinois	WOLFE	* 0..	6	0	1-1	13-4	W 15-7
5.	C. Martin	5	Feb 22	at USC	Hurt, K.	1..	5	0	3-1	3-4	W 8-6
6.	D. Fletcher	6	Feb 23	at USC	Clarke, C.	0..	10	1	0-0	3-3	L 4-6
7.	T. Ezell	10	Mar 02	Stony Brook	B. Clarke	1..	4	2	0-0	7-3	W 15-7
8.	J. Kenley	10	Mar 02	Stony Brook	B. Bonanno	1..	5	1	1-1	9-3	W 15-7
9.	C. Franklin	10	Mar 02	Stony Brook	B. Bonanno	0..	5	2	0-0	11-3	W 15-7
10.	J. Kenley	10	Mar 02	Stony Brook	L. Pulsipher	1..	6	2	1-0	12-3	W 15-7
11.	T. Ezell	11	Mar 06	Charlotte	Szczypinski	* 0..	6	0	3-1	2-0	W 9-2
12.	D. Fletcher	11	Mar 06	Charlotte	Gooding	1..	7	1	2-0	7-0	W 9-2
13.	Z. Plunkett	13	Mar 09	Louisiana Tech	Robbins	* 0..	2	0	1-1	0-1	L 7-12
14.	C. Martin	13	Mar 09	Louisiana Tech	Robbins	.2.	2	1	1-2	1-1	L 7-12
15.	C. Martin	14	Mar 10	Louisiana Tech	Bailey	.2.	2	2	3-2	1-0	W 11-0
16.	C. Martin	15	Mar 12	Western Illinois	DRAKE	0..	5	1	3-2	3-0	W 8-0
17.	H. Kjerstad	15	Mar 12	Western Illinois	CHEEK	1..	7	0	1-0	5-0	W 8-0
18.	J. Kenley	19	Mar 17	Missouri	LaPlante	* 0..	6	0	1-1	0-0	W 3-2
19.	C. Franklin	20	Mar 19	at Texas	Neely	...3	2	1	0-0	1-0	W 11-4
20.	H. Kjerstad	20	Mar 19	at Texas	Neely	0..	2	2	1-0	5-0	W 11-4
21.	H. Kjerstad	22	Mar 22	at Alabama	Finnerty	0..	1	1	2-2	0-0	W 12-3
22.	J. Nesbit	22	Mar 22	at Alabama	Cobb	1..	8	1	1-1	8-0	W 12-3
23.	D. Fletcher	22	Mar 22	at Alabama	Smith	0..	9	2	1-0	10-0	W 12-3
24.	C. Martin	24	Mar 24	at Alabama	Freeman	* 0..	1	0	1-0	0-0	W 10-2
25.	D. Fletcher	24	Mar 24	at Alabama	Medders	0..	8	2	3-2	9-2	W 10-2
26.	H. Kjerstad	25	Mar 26	at Missouri State	Wthrspoon,N.	* 0..	9	0	0-1	6-2	W 8-2
27.	J. Kenley	27	Mar 30	Ole Miss	D. Nikhazy	1..	4	0	1-2	0-1	L 3-4
28.	C. Franklin	27	Mar 30	Ole Miss	D. Nikhazy	0..	4	2	0-1	2-1	L 3-4
29.	C. Martin	28	Mar 31	Ole Miss	C. Green	1..	5	1	0-1	2-4	L 5-10
30.	J. Kenley	29	Apr 02	Little Rock	Daily,E	0..	8	2	1-2	6-16	L 7-17
31.	H. Kjerstad	30	Apr 05	at Auburn	Burns, T.	1..	5	1	1-1	1-0	L 3-6
32.	T. Ezell	31	Apr 05	at Auburn	Skipper, C.	1..	12	1	1-2	4-4	W 9-6
33.	H. Kjerstad	31	Apr 05	at Auburn	Skipper, C.	* 0..	15	0	2-2	6-6	W 9-6
34.	T. Ezell	32	Apr 06	at Auburn	Fitts, R.	.2.	5	1	1-1	2-0	W 8-0
35.	H. Kjerstad	33	Apr 09	Oral Roberts	S. Rainwater	...3	4	1	1-0	1-3	W 15-8
36.	H. Kjerstad	33	Apr 09	Oral Roberts	S. Henson	0..	8	1	0-0	11-8	W 15-8
37.	M. Goodheart	33	Apr 09	Oral Roberts	S. Henson	.2.	8	1	3-1	12-8	W 15-8
38.	C. Opitz	36	Apr 14	at Vanderbilt	Raby	* 0..	4	0	1-0	3-7	W 14-12
39.	D. Fletcher	37	Apr 16	Ark.- Pine Bluff	Race Tittle	.2.	3	1	0-0	9-1	W 16-4
40.	J. Kenley	37	Apr 16	Ark.- Pine Bluff	Peyton Burks	* 0..	5	0	2-1	12-2	W 16-4
41.	C. Martin	37	Apr 16	Ark.- Pine Bluff	Peyton Burks	.2.	5	2	0-1	13-2	W 16-4
42.	D. Fletcher	38	Apr 18	Mississippi St.	Self	1..	8	2	1-1	3-2	W 5-3
43.	C. Martin	39	Apr 19	Mississippi St.	Plumlee	...3	2	1	0-0	1-0	W 12-5
44.	J. Nesbit	40	Apr 20	Mississippi St.	Barlow	.2.	6	1	0-1	4-0	W 10-2
45.	J. McFarland	41	Apr 23	Northwestern St.	Swanson, K.	1..	2	1	1-0	0-0	W 19-2
46.	H. Kjerstad	41	Apr 23	Northwestern St.	Swanson, K.	0..	3	1	1-2	3-0	W 19-2
47.	J. Kenley	41	Apr 23	Northwestern St.	Vasquez, J.	0..	3	1	0-0	4-0	W 19-2
48.	C Washington	41	Apr 23	Northwestern St.	Daigle, E.	* 0..	7	0	3-1	9-2	W 19-2
49.	D. Fletcher	41	Apr 23	Northwestern St.	Ohnoutka, D.	1..	7	0	1-1	12-2	W 19-2
50.	D. Fletcher	42	Apr 24	Northwestern St.	Maddox, J	...3	1	0	1-0	0-1	L 10-7
51.	J. Nesbit	43	Apr 26	Tennessee	Crochet, G	.2.	5	1	0-1	4-7	W 11-9
52.	T. Ezell	43	Apr 26	Tennessee	Schultz, A	* 0..	6	0	2-1	7-7	W 11-9
53.	J. McFarland	44	Apr 27	Tennessee	Stallings, G	* 0..	3	0	0-0	0-0	W 15-3
54.	C. Martin	44	Apr 27	Tennessee	Stallings, G	.2.	3	0	2-1	1-0	W 15-3
55.	H. Kjerstad	44	Apr 27	Tennessee	Neely	* 0..	6	0	0-0	8-2	W 15-3
56.	H. Kjerstad	44	Apr 27	Tennessee	Heflin	.2.	7	1	0-0	11-2	W 15-3
57.	J. Kenley	45	Apr 28	Tennessee	Linginfelter	0...	2	1	1-1	0-0	W 4-3
58.	C. Franklin	45	Apr 28	Tennessee	Walsh	0...	9	1	2-1	2-3	W 4-3
59.	Z. Plunkett	46	Apr 30	Grambling St.	K. Woodard	.2.	1	2	1-2	3-1	W 17-3
60.	C. Martin	46	Apr 30	Grambling St.	J. Bonilla	1..	4	0	2-1	7-2	W 17-3
61.	H. Kjerstad	46	Apr 30	Grambling St.	Whitaker, Jr	.2.	8	1	1-0	14-3	W 17-3
62.	C. Martin	47	May 3	at Kentucky	J. Ramsey	0..	2	1	0-1	4-0	W 5-2
63.	D. Fletcher	48	May 5	at Kentucky	D. Marsh	1..	6	0	0-0	0-1	W 9-1
64.	C. Franklin	48	May 5	at Kentucky	T. Burchett	.2.	7	2	2-0	6-1	W 9-1
65.	C. Martin	50	May 9	LSU	Hilliard	0..	1	1	2-2	0-1	W 14-4
66.	C. Opitz	50	May 9	LSU	Hilliard	1..	2	2	0-0	1-2	W 14-4
67.	D. Fletcher	50	May 9	LSU	Hilliard	1..	3	1	3-2	4-2	W 14-4
68.	T. Ezell	50	May 9	LSU	Threadgill	* 0..	4	0	2-1	6-2	W 14-4
69.	J. Kenley	50	May 9	LSU	Threadgill	...3	4	1	1-0	7-2	W 14-4
70.	H. Kjerstad	51	May 10	LSU	Hess	0..	6	1	2-1	2-3	W 11-6
71.	T. Ezell	53	May 16	at Texas A&M	Weber	.2.	3	1	3-2	0-0	W 7-3
72.	C. Martin	53	May 16	at Texas A&M	Weber	0..	5	2	2-2	3-2	W 7-3
73.	M. Goodheart	53	May 16	at Texas A&M	Weber	0..	5	2	1-1	4-2	W 7-3
74.	J. Kenley	53	May 16	at Texas A&M	Jozwiak	0..	6	1	3-1	5-2	W 7-3
75.	C. Martin	53	May 16	at Texas A&M	Nelson	0..	9	2	1-0	6-3	W 7-3
76.	J. Kenley	54	May 17	at Texas A&M	Doxakis	1..	4	2	3-2	0-4	L 6-2
77.	C. Martin	55	May 18	at Texas A&M	Roa	0..	1	1	0-0	0-0	L 6-1
78.	M. Goodheart	58	May 24	vs. Ole Miss	G. Hoglund	1..	4	1	1-2	0-0	L 3-2
79.	H. Kjerstad	59	May 31	vs. Central Conn. St.	B. Fox	* 0..	4	0	0-1	2-1	W 11-5
80.	T. Ezell	59	May 31	vs. Central Conn. St.	A. Braun	1..	8	1	2-2	9-5	W 11-5
81.	M. Goodheart	61	June 2	vs. TCU	J. Janczak	1..	5	2	2-2	3-0	W 6-0
82.	J. Kenley	62	June 8	vs. Ole Miss	W. Etheridge	.2.	1	2	1-1	1-1	W 11-2
83.	M. Goodheart	62	June 8	vs. Ole Miss	T. Myers	1..	4	1	2-1	7-1	W 11-2
84.	T. Ezell	62	June 8	vs. Ole Miss	T. Myers	* 0..	6	0	1-2	9-1	W 11-2
85.	D. Fletcher	63	June 9	vs. Ole Miss	D. Nikhazy	1..	1	2	1-1	0-0	L 13-5
86.	H. Kjerstad	64	June 10	vs. Ole Miss	A. Miller	* 0..	5	0	1-0	8-1	W 14-1
87.	C. Opitz	64	June 10	vs. Ole Miss	P. Caracci	1..	6	2	0-0	12-1	W 14-1
88.	H. Kjerstad	66	June 17	vs. Texas Tech	C. Kilian	0..	2	1	0-0	1-0	L 5-4

* - indicates lead-off home run

2019 IN REVIEW

MISCELLANEOUS STATS

Hitting Streaks	Longest	Current	Reached Base Streaks	Longest	Current
5 Jacob Nesbit	15	-	10 Matt Goodheart	24	9
10 Matt Goodheart	14	1	5 Jacob Nesbit	24	1
18 Heston Kjerstad	14	1	7 Jack Kenley	22	-
4 Trevor Ezell	12	9	18 Heston Kjerstad	21	1
7 Jack Kenley	10	-	4 Trevor Ezell	18	9
15 Casey Martin	9	1	15 Casey Martin	13	1
8 Jordan McFarland	7	-	12 Casey Opitz	10	-
24 Dominic Fletcher	7	-	24 Dominic Fletcher	9	6
25 Christian Franklin	5	2	8 Jordan McFarland	8	-
12 Casey Opitz	5	-	48 Zack Plunkett	7	-
17 Trey Harris	4	-	25 Christian Franklin	6	3
48 Zack Plunkett	2	-	17 Trey Harris	5	2
22 Curtis Washington	2	-	22 Curtis Washington	4	-

Multiple Hit Games	2	3	4	5+	Tot
24 Dominic Fletcher	19	6	1	-	26
15 Casey Martin	19	5	2	-	26
18 Heston Kjerstad	12	10	2	-	24
7 Jack Kenley	21	2	-	-	23
4 Trevor Ezell	11	11	1	-	23
10 Matt Goodheart	16	5	-	-	21
25 Christian Franklin	13	3	1	-	17
5 Jacob Nesbit	10	2	-	-	12
12 Casey Opitz	2	3	1	0	6
8 Jordan McFarland	5	-	-	-	5
22 Curtis Washington	2	1	-	-	3
48 Zack Plunkett	1	1	-	-	2
17 Trey Harris	1	-	-	-	1
TEAM	132	49	8	0	189

STARTERS SUMMARY

Player	GS	p	c	1b	2b	3b	ss	lf	cf	rf	of	dh	1st	2nd	3rd	4th	5th	6th	7th	8th	9th	
Martin	66	66	28	32	6
Ezell	66	.	.	60	6	38	.	28
Fletcher	66	66	66
Kenley	65	.	.	60	5	5	50	19	2
Kjerstad	65	65	34	4	.	27
Nesbit	61	.	.	.	61	2	21	31	7	.	.	.
Franklin	58	58	1	6	2	49	.	.	.
Goodheart	51	2	1	48	.	.	.	28	.	16	7
Opitz	50	.	50	11	6	12	19	2	.	.	.
Noland	19	19
Campbell	18	18
Plunkett	16	.	16	3	2	9	2	.	.	.
McFarland	15	.	.	6	9	.	.	.	4	2	6	3	.	.	.
Wicklander	15	15
Harris	9	9	4	5
Scroggins	7	7
Washington	6	6	6
Denton	4	4
Ramage	2	2
Kostyshock	1	1

Multiple RBI Games	2	3	4	5+	Tot
24 Dominic Fletcher	12	4	1	1	18
15 Casey Martin	9	3	3	1	16
7 Jack Kenley	6	6	1	1	14
4 Trevor Ezell	6	6	1	-	13
18 Heston Kjerstad	8	1	2	2	13
10 Matt Goodheart	7	3	1	-	11
5 Jacob Nesbit	6	2	1	1	10
25 Christian Franklin	3	5	1	-	9
12 Casey Opitz	3	3	1	0	7
48 Zack Plunkett	1	1	-	-	2
8 Jordan McFarland	-	2	-	-	2
17 Trey Harris	1	-	-	-	1
TEAM	62	36	12	6	116



2019 SEC FINAL STANDINGS

Eastern Division

School	SEC	Pct.	GB	All	Pct.	Last 10	Streak
Vanderbilt#^	23-7	.767	--	59-12	.831	8-2	W2
Georgia	21-9	.700	2.0	46-17	.730	7-3	L1
Tennessee	14-16	.467	9.0	40-21	.656	6-4	L1
Missouri	13-16-1	.450	9.5	34-22-1	.605	3-7	L5
Florida	13-17	.433	10.0	34-26	.567	5-5	L1
South Carolina	8-22	.267	15.0	28-28	.500	4-6	L1
Kentucky	7-23	.233	16.0	26-29	.473	4-6	L3

Western Division

School	SEC	Pct.	GB	All	Pct.	Last 10	Streak
Arkansas%	20-10	.667	--	46-20	.697	5-5	L2
Mississippi State%	20-10	.667	--	52-15	.776	6-4	L2
LSU	17-13	.567	3.0	40-26	.606	6-4	L2
Texas A&M	16-13-1	.550	3.5	39-23-1	.627	5-5	L1
Ole Miss	16-14	.533	4.0	41-27	.603	7-3	L1
Auburn	14-16	.467	6.0	38-28	.576	5-5	L2
Alabama	7-23	.233	13.0	30-26	.536	4-6	L3

- SEC Champion • ^ - SEC Tournament Champion • % - SEC Western Division Co-Champion

2019 SEC HONORS

Player of the Year: JJ Bleday, Vanderbilt

Pitcher of the Year: Ethan Small, Mississippi State

Freshman of the Year: JT Ginn, Mississippi State

Coach of the Year: Tim Corbin, Vanderbilt

Scholar-Athlete of the Year: Garrett Stallings, Tennessee

All-SEC First Team

C:	Philip Clarke, Vanderbilt
1B:	Tanner Allen, Mississippi State
2B:	Justin Foscoe, Mississippi State
3B:	Austin Martin, Vanderbilt
SS:	Grae Kessinger, Ole Miss
OF:	JJ Bleday, Vanderbilt
OF:	Jake Mangum, Mississippi State
OF:	Alerick Soularie, Tennessee
DH/UT:	Nelson Maldonado, Florida
SP:	Ethan Small, Mississippi State
SP:	Emerson Hancock, Georgia
RP:	Tyler Brown, Vanderbilt

All-SEC Second Team

C:	Cooper Johnson, Ole Miss
1B:	Trevor Ezell, Arkansas
2B:	LJ Talley, Georgia
3B:	Aaron Schunk, Georgia
SS:	Casey Martin, Arkansas
OF:	Dominic Fletcher, Arkansas
OF:	Heston Kjerstad, Arkansas
OF:	Antoine Duplantis, LSU
DH/UT:	Matt Goodheart, Arkansas
SP:	TJ Sikkema, Missouri
SP:	Zack Thompson, Kentucky
RP:	Matt Cronin, Arkansas

All-Freshman Team

SP:	JT Ginn, Mississippi State
SP:	Kumar Rocker, Vanderbilt
SP:	Doug Nikhazy, Ole Miss
SP:	Cole Henry, LSU
SP:	Cole Wilcox, Georgia
SP:	Patrick Wicklander, Arkansas
SP:	Connor Noland, Arkansas
2B:	Ryan Bliss, Auburn
OF:	Christian Franklin, Arkansas
RP:	Joseph Menefee, Texas A&M
1B:	Kendrick Calilao, Florida
RP:	Brett Kerry, South Carolina

All-Defensive Team

C:	Cooper Johnson, Ole Miss
1B:	Trevor Ezell, Arkansas*
1B:	Julian Infante, Vanderbilt*
2B:	LJ Talley, Georgia
3B:	Austin Martin, Vanderbilt
SS:	Cam Shepherd, Georgia
OF:	Dominic Fletcher, Arkansas
OF:	Jake Mangum, Mississippi State
OF:	Zach Watson, LSU
P:	Garrett Stallings, Tennessee

*Tie (Ties are not broken)

SEC Player of the Week

Week 1:	Austin Martin, Vanderbilt
Week 2:	Thomas Dillard, Ole Miss
Week 3:	TJ Hopkins, South Carolina
Week 4:	Tucker Maxwell, Georgia
Week 5:	Elijah MacNamee, Mississippi State
Week 6:	Jordan Westburg, Mississippi State
Week 7:	Chris Reid, LSU/JJ Bleday, Vanderbilt
Week 8:	Josh Smith, LSU
Week 9:	TJ Collett, Kentucky
Week 10:	Casey Martin, Arkansas
Week 11:	Jake Mangum, Mississippi State
Week 12:	Cooper Johnson, Ole Miss
Week 13:	Andre Lipcius, Tennessee
Week 14:	Stephen Scott, Vanderbilt

2019 SEC TOURNAMENT

Tuesday, May 21

Game 1	9:30 a.m.	#6 Texas A&M 8, #11 Florida 7
Game 2	1:30 p.m.	#7 Ole Miss 2, #10 Missouri 1
Game 3	4:30 p.m.	#8 Auburn 5, #9 Tennessee 3
Game 4	8:50 p.m.	#5 LSU 8, #12 South Carolina 6

Wednesday, May 22

Game 5	9:30 a.m.	#3 Georgia 2, #6 Texas A&M 0
Game 6	12:50 p.m.	#2 Arkansas 5, #7 Ole Miss 3
Game 7	4:30 p.m.	#1 Vanderbilt 11, #8 Auburn 1
Game 8	8:20 p.m.	#4 Mississippi State 6, #5 LSU 5

Thursday, May 23

Game 9	9:30 a.m.	#7 Ole Miss 1, #6 Texas A&M 0
Game 10	12:45 p.m.	#5 LSU 4, #8 Auburn 3
Game 11	4:30 p.m.	#3 Georgia 3, #2 Arkansas 1
Game 12	7:40 p.m.	#1 Vanderbilt 1, #4 Mississippi State 0

Friday, May 24

Game 13	3 p.m.	#7 Ole Miss 3, #2 Arkansas 2
Game 14	6:20 p.m.	#5 LSU 12, #4 Mississippi State 2

Saturday, May 25

Game 15	Noon	#7 Ole Miss 5, #3 Georgia 3
Game 16	4:10 p.m.	#1 Vanderbilt 13, #5 LSU 4

Sunday, May 26

Game 17	2 p.m.	#1 Vanderbilt 11, #7 Ole Miss 10
---------	--------	----------------------------------

SEC Pitcher of the Week

Week 1:	John Doxakis, Texas A&M
Week 2:	Zach Linginfelter, Tennessee
Week 3:	Tanner Burns, Auburn
Week 4:	Jack Owen, Auburn
Week 5:	Christian Roa, Texas A&M
Week 6:	Drake Fellows, Vanderbilt
Week 7:	Zack Thompson, Kentucky
Week 8:	Sam Finnerty, Alabama/Tony Locey, Georgia
Week 9:	Garrett Stallings, Tennessee
Week 10:	Emerson Hancock, Georgia
Week 11:	TJ Sikkema, Missouri
Week 12:	Ethan Small, Mississippi State
Week 13:	Drake Fellows, Vanderbilt/Tony Locey, Georgia
Week 14:	Jack Leftwich, Florida/Garrett Stallings, Tennessee

SEC Freshman of the Week

Week 1:	Jaden Hill, LSU
Week 2:	JT Ginn, Mississippi State/Kendrick Calilao, Florida
Week 3:	JT Ginn, Mississippi State/Brett Kerry, South Carolina
Week 4:	Ty Coleman, Texas A&M
Week 5:	Kendrick Calilao, Florida
Week 6:	Jacob Nesbit, Arkansas
Week 7:	Christian Scott, Florida
Week 8:	Doug Nikhazy, Ole Miss
Week 9:	Kumar Rocker, Vanderbilt
Week 10:	Cole Henry, LSU/Connor Noland, Arkansas
Week 11:	Doug Nikhazy, Ole Miss
Week 12:	Ryan Bliss, Auburn/Cole Wilcox, Georgia
Week 13:	Brett Kerry, South Carolina
Week 14:	Joseph Menefee, Texas A&M/Landon Marceaux, LSU

Batting • Sorted by Batting Average

Team	AVG	G	AB	R	H	2B	3B	HR	RBI	TB	SLG%	BB	HP	SO	GDP	OB%	SF	SH	SB-ATT	PO	A	E	FLD%
Mississippi State	.315	67	2400	530	755	166	10	64	481	1133	.472	284	61	432	36	.397	29	19	61-80	1800	640	70	.972
Vanderbilt	.311	71	2477	578	770	164	19	100	541	1272	.514	389	63	603	39	.412	38	19	80-100	1901	598	50	.980
Arkansas	.298	66	2279	491	679	142	15	88	458	1115	.489	321	56	581	34	.393	30	27	81-97	1745	598	67	.972
Florida	.284	60	2031	409	577	108	10	77	364	936	.461	241	51	476	24	.370	25	15	48-72	1568	552	58	.973
Ole Miss	.282	68	2293	475	647	110	9	74	419	997	.435	351	78	502	44	.392	26	24	93-117	1786	581	53	.978
LSU	.273	66	2279	437	622	101	10	64	398	935	.410	257	65	485	36	.358	38	23	61-82	1781	575	56	.977
Georgia	.272	63	2124	401	578	103	9	75	374	924	.435	303	59	499	33	.374	27	30	55-67	1692	593	46	.980
Missouri	.266	57	1925	364	512	92	9	50	323	772	.401	285	57	473	31	.373	21	21	101-130	1525	550	53	.975
Auburn	.266	66	2281	387	606	111	9	50	351	885	.388	280	59	553	47	.357	27	23	63-76	1795	626	67	.973
Alabama	.263	56	1888	300	496	87	9	47	270	742	.393	285	60	448	33	.372	27	15	60-81	1497	485	44	.978
Tennessee	.263	61	2010	378	528	109	11	53	327	818	.407	302	49	428	24	.368	27	33	108-121	1625	622	48	.979
Kentucky	.252	55	1792	307	452	98	5	58	263	734	.410	218	83	527	23	.357	17	36	85-116	1434	427	71	.963
Texas A&M	.251	63	2073	346	520	80	12	42	311	750	.362	224	44	408	29	.333	28	35	46-63	1666	538	65	.971
South Carolina	.236	56	1826	308	431	95	14	75	284	779	.427	224	53	511	18	.333	20	23	52-72	1466	504	56	.972
Totals	.275	875	29678	5711	8173	1566	151	917	5164	1279	.431	3964	838	6926	451	-0.423	380	343	994-1274	2328	7889	804	.975

CI - LSU 3, Missouri 2, Florida 1, Miss. State 1, Alabama 1, Texas A&M 1


Pitching • Sorted by Earned Run Average

Team	ERA	W-L	G	CG	SHO	SV	IP	H	R	ER	BB	SO	2B	3B	HR	B/AVG	WP	HP	BK	SFA	SHA
Texas A&M	3.21	39-23	63	2	6/5	16	555.1	468	234	198	202	673	92	5	45	.227	48	52	6	13	22
Georgia	3.24	46-17	63	3	6/5	19	564.0	401	235	203	242	601	69	3	46	.200	75	51	3	23	17
Missouri	3.24	34-22	57	2	3/3	14	508.1	415	233	183	234	559	78	8	23	.222	56	54	10	12	21
Mississippi State	3.51	52-15	67	1	5/5	16	600.0	505	269	234	232	718	91	7	38	.226	58	57	4	16	23
Tennessee	3.59	40-21	61	2	10/8	17	541.2	483	243	216	186	551	74	7	55	.239	38	56	2	12	18
Vanderbilt	3.72	59-12	71	3	6/4	32	633.2	537	291	262	268	765	111	9	33	.227	63	68	8	20	22
Arkansas	3.90	46-20	66	0	5/5	15	581.2	485	288	252	238	615	78	6	55	.225	46	57	3	22	25
Alabama	4.27	30-26	56	1	6/5	12	499.0	491	264	237	183	469	85	7	46	.255	36	37	3	19	16
Auburn	4.45	38-28	66	2	7/5	16	598.1	601	343	296	267	568	111	6	53	.260	64	43	3	19	28
Ole Miss	4.46	41-27	68	0	4/4	18	595.1	586	338	295	216	571	129	6	59	.258	42	56	3	26	31
LSU	4.64	40-26	66	0	3/3	13	593.2	567	338	306	268	585	108	5	63	.249	48	60	3	19	32
Kentucky	5.10	26-29	55	2	4/3	8	478.0	477	344	271	241	526	102	13	51	.257	50	48	5	16	25
Florida	5.37	34-26	60	2	2/1	14	522.2	557	359	312	210	437	100	6	65	.270	41	66	8	23	33
South Carolina	5.51	28-28	56	0	3/3	13	488.2	511	342	299	205	488	85	11	46	.266	70	48	7	15	25
Totals	4.13	553-320	875	20	70/59	223	7760.1	7084	4121	3564	3192	8126	1313	99	678	.242	735	753	68	255	338

PB - Florida 19, Missouri 19, LSU 16, S. Carolina 15, Vanderbilt 13, Auburn 13, Ole Miss 13, Georgia 12, Tennessee 11, Kentucky 11, Miss. State 6, Alabama 5, Texas A&M 4, Arkansas 3. Pickoffs - Tennessee 13, Ole Miss 9, Kentucky 8, Vanderbilt, 7, Auburn 7, Texas A&M 6, Arkansas 5, Missouri 5, Miss. State 5, S. Carolina 5, Georgia 4, Florida 3, Alabama 3, LSU 1.

Fielding • Sorted by Fielding Percentage

Team	C	PO	A	E	FLD%	DP	SBA	CSB	SBA%	PB	CI
Vanderbilt	2549	1901	598	50	.980	36	44	18	.710	13	0
Georgia	2331	1692	593	46	.980	49	36	22	.621	12	0
Tennessee	2295	1625	622	48	.979	47	69	22	.758	11	0
Alabama	2026	1497	485	44	.978	34	41	13	.759	5	1
Ole Miss	2420	1786	581	53	.978	46	33	21	.611	13	0
LSU	2412	1781	575	56	.977	42	92	14	.868	16	3
Missouri	2128	1525	550	53	.975	42	37	18	.673	19	2
Florida	2178	1568	552	58	.973	26	50	11	.820	19	1
Auburn	2488	1795	626	67	.973	42	67	17	.798	13	0
South Carolina	2026	1466	504	56	.972	35	58	19	.753	15	0
Arkansas	2410	1745	598	67	.972	34	31	27	.534	3	0
Mississippi State	2510	1800	640	70	.972	38	55	29	.655	6	1
Texas A&M	2269	1666	538	65	.971	37	37	22	.627	4	1
Kentucky	1932	1434	427	71	.963	25	30	14	.682	11	0
Totals	31974	23281	7889	804	.975	533	680	267	.718	160	9



Arkansas had one of the top offenses in the SEC in 2019, ranking third in batting average at .298, launching the second-most homers (88) with the second-most RBIs at 458 on its way to its second consecutive trip to Omaha.



|| HISTORY AND RECORDS

A || PROGRAM HISTORY

Few schools in America enjoy as rich a history as that of the Arkansas Razorback baseball program. With nine College World Series appearances - including national runner-up finishes in 1979 and 2018 - and 31 NCAA postseason appearances to its credit, the University of Arkansas has long been considered one of the nation's elite programs.

Entering their 98th season of play, the Razorbacks fielded their first team in 1897. Arkansas played for 24 years before seeing its team discontinued from 1930 to 1946. Hugo Bezdek, E.T. Pickering, T.T. McConnell, Claude Watts, Norman Coyle and Francis Schmidt served as coaches during the early days of the program. All but Watts and Coyle also served as head football coaches at the university.

The Razorbacks got back in the baseball business again in 1947 with Deke Brackett serving the first of three seasons as head coach. It was in 1950, with Razorback athletic trainer Bill Ferrell taking the reins, that modern day interest in the sport ignited for the first time. Though compiling only a 139-149 record during his 16-year tenure, the foundation was laid for what was to come.

Wayne Robbins took over for the popular Ferrell in 1966 and coached four seasons, going 50-51. His successor was a fiery young coach from Wisconsin who would eventually build the program into one of national prominence.


Norm DeBriyn was hired by Arkansas Athletics Director George Cole in 1970 and charged with making the Razorbacks competitive on a conference and national level. Arkansas baseball had not been a baseball-playing member of a league since dropping out of Southwest Conference play in 1926. One of DeBriyn's first tasks was to resume a SWC schedule, a feat which was accomplished in time for the 1974 season. His teams proved competitive in one of the nation's toughest baseball leagues and Arkansas would end up qualifying for 14 of the 15 SWC Tournaments held during the Razorbacks' membership in the league.

The Razorbacks became competitive on a larger scale as well under DeBriyn. Arkansas participated in its first NCAA postseason in 1973, DeBriyn's fourth season, and made its first trip to the NCAA College World Series in just his 10th campaign.

That trip to Omaha in 1979 saw the Razorbacks finish as national runners-up to Cal State Fullerton.

In his final season as coach in 2002, DeBriyn guided Arkansas to an NCAA Super Regional after winning the Wichita Regional with a perfect 3-0 mark. The Razorbacks came within two runs of advancing to their fifth NCAA College World Series, losing the Super Regional two games to one to host Clemson.

A new chapter in Arkansas baseball history began in 2003 when former Razorback player and graduate assistant coach Dave Van Horn was named head coach after DeBriyn retired. Since taking over at his alma mater, Van Horn has continued to grow the Razorback program with trips to the College World Series in 2004, 2009, 2012, 2015 and 2018, 15 NCAA Tournament berths and six super regional appearances in his first 16 seasons.



Head coach Norm DeBriyn led the Razorbacks to their first SEC title in 1999. In his career, he guided Arkansas to three conference titles combined in the SWC and SEC.



With the installation of lights at George Cole Field, Arkansas was able to host its first night game and the Southwest Conference Tournament in 1985.

Facilities have played an important role in the history of Razorback baseball. Upon DeBriyn's arrival, the Razorbacks were playing games at the run-down and disheveled Washington County Fairgrounds field barely fit for pasture land. By 1975, Arkansas had moved into George Cole Field, one of the few college ballparks in the country with an artificial playing surface. The park gave the program immediate respectability and Arkansas would advance five times to NCAA postseason play and twice to the NCAA College World Series in its first decade in the park.

Lights were added in 1985 with the help of former standouts Kevin McReynolds, Johnny Ray and Tim Lollar, a move that again advanced the program to another level.

George Cole Field was the site of the Razorback baseball program's coming of age. The Razorbacks would go 567-142-2 at the facility for a winning percentage of .799. It was the site of the school's first league tournament championship, in 1985, and home to a parade of all-conference and All-America players. McReynolds, Ray, Lollar and Tom Pagnozzi - some of the first Razorbacks to make a significant impact in Major League Baseball - were just a few of many DeBriyn pupils who honed their skills at George Cole Field and went on to excel in the majors.

Although he retired following the 2002 season, the magic continued with DeBriyn's subtle influence on the lives of Charlie Baum and Willard and Pat Walker families, key contributors to perhaps the crowning achievement of DeBriyn's tenure - Baum Stadium at George Cole Field.

The 8,237-seat stadium, which can accommodate a crowd of 10,737, is unparalleled in the country in form and function and moved the program to an even higher level of achievement.

Designed by the nationally acclaimed firm HOK, designers of such jewels as Oriole Park at Camden Yards, Coors Field and Progressive Field, Baum Stadium at George Cole Field played host to its first game on April 13, 1996, as a crowd of 3,328 saw the Razorbacks defeat Auburn in a doubleheader sweep.

Named the best college baseball facility in the nation by Baseball America in 1998 and 2018, the stadium has ignited the interest of Razorback fans throughout the region and helped Arkansas lead the nation in tickets sold in 2007 with 8,069 per game and set a then-NCAA record in the process.

Since 2004, the Hogs' second season under Van Horn, Arkansas has ranked in the top-five nationally in average attendance each year, bringing in 7,617 fans per game.

Another crown jewel of Razorback baseball is the new Fowler Family Baseball and Track Training Center. The 52,000 square-foot climate-controlled indoor facility opened in the fall of 2014 and includes a full-size practice infield that is suitable for live hitting, fielding and base running. The facility also includes four batting cages and protective netting around the facility to ensure safe activity and observation while taking protective measures toward the facility structure.

Arkansas baseball is not just about those who have been able to play the game for a living. The Razorbacks have produced 93 all-conference selections (all since 1976 when Bill Montgomery was named All-Southwest Conference), 27 All-America picks (Lollar was the first in 1978), 22 freshman All-America selections, 59 conference all-tournament selections, four conference titles (1989, 1990, 1999, 2004), one conference tournament championship and 11 NCAA Regional Tournament championships.

Since joining the SEC in 1992, Arkansas has already placed 53 players on All-SEC lists. Throughout the years, 59 former Razorbacks have played in the big leagues and eight were major league first-round draft picks in McReynolds (1981), Jeff King (1986), David Walling (1999), Nick Schmidt (2007), Logan Forsythe (2008), Zack Cox (2010), Ryne Stanek (2013) and Andrew Benintendi (2015).

Many former Razorbacks have given something back to the program that helped propel them to the professional ranks, but none so much as the all-star catcher Tom Pagnozzi. In addition to contributing the funds which made possible the Razorback clubhouse that bears his name, the annual Tom Pagnozzi Invitational Golf Tournament and surrounding events raise thousands of dollars each year for the Arkansas baseball program.

Memorable moments of Arkansas baseball vary with the observer. Arkansas' first NCAA postseason appearance in 1973 at Arlington Stadium in Arlington, Texas, will long be considered a watershed moment for DeBriyn's program. Though the Razorbacks lost two straight, it was a signal the program had arrived. Just six years later, the Razorbacks raced through the NCAA East Regional in Tallahassee, Florida, in four games to advance to the College World Series in Omaha, Nebraska, for the first time.

Three more wins in the then-true double elimination event put Arkansas in the championship game against Cal State Fullerton. Fullerton, playing with one loss, won the first championship game, 13-10, to force a winner-take-all rematch. Fullerton won that one 2-1, sending the disappointed Razorbacks home with the national runner-up trophy.

A third-place finish at the 1985 CWS also saw the Razorbacks go through Tallahassee and started a five-year stretch in which Arkansas advanced to Omaha three times, each time on an odd year. Fifth-place finishes in 1987 and 1989 were outstanding achievements for those teams.

Arkansas played host to its first Southwest Conference Tournament in 1985, winning three straight games at George Cole Field with an opening win over Baylor and

back-to-back victories over rival Texas. It was another example of facilities playing a role in the program's success - only the addition of lights that season enabled the school to snare the tournament host honor from traditional sites Texas and Texas A&M.

Memorable moments are hard to narrow to such a small space but would include some hard-to-forget home runs and pitching performances. Ralph Kraus ushered in the school's first night game in classic style with a home run in the bottom of the ninth inning to defeat Texas before thousands in 1985.

There have been 13 no-hitters in school history, the most recent by the combination of Dominic Taccolini, Matt Cronin, and Josh Alberius in the 2017 SEC Tournament. They blanked Auburn to join former Razorbacks Rich Erwin (1976), David Rhodes (1977), Scott Glanz (1982), Tim Deitz (1983), Fred Faust (1984), Steve Parker (1986), Dennis Fletcher-Tim Sherrill-Tim Peters (1987), Brian Cook-Brian Dennison (1991), Todd Abbott (1994), Richie Nye (1996), Scott Roehl (2001), and Nick Schmidt-Brian McLelland, Devin Collis (2006) as no-hit specialists.

Another Nye helped the Razorbacks make history again on the final day of the 1999 regular season. Rodney Nye homered in each of his first three trips to the plate to help the Razorbacks to a victory that gave UA its first SEC Western Division and overall titles.

Baum Stadium has already seen its share of memorable games in its short lifespan, such as Arkansas' 11-run rally to beat South Carolina, 17-16, in 1998 and a 16-0 win over Eastern Illinois in which David Walling fanned 16 batters to help give Norm DeBriyn his 1,000th career victory.

In 1999, the Razorbacks took their home field advantage to a new level, going 14-1 in home SEC games and ending the season with 13 consecutive conference victories at the facility. The solid play in home league games helped the Razorbacks earn division and overall league titles and brought an NCAA regional to the UA campus for the first time in school history.

In 2004, Arkansas duplicated the feat again earning a share of the SEC crown and topping the SEC West. Picked last in the division to begin the season, head coach Dave Van Horn guided this gritty bunch of Razorbacks to their second league title since joining the SEC. For their efforts, Arkansas earned a coveted national seed in the NCAA Tournament draw and hosted its second regional in school history.

The Razorbacks hosted, at the time, the largest attended NCAA Regional as 38,773 fans packed Baum Stadium for the three-day event. Arkansas didn't disappoint, although it took a historic comeback to send the home crowd away happy.



Former Razorbacks Ronn Reynolds, Kevin McReynolds, Tim Lollar and Johnny Ray with long-time Arkansas head coach Norm DeBriyn (middle). All four #ProHogs played in the Major Leagues for at least six years and each played in at least 100 games or more during their careers.



Arkansas clinched its eighth trip to the College World Series in 2015 after defeating Missouri State in game three of the NCAA Fayetteville Super Regional. Arkansas won 21 of its final 29 games that year to reach its 14th-straight NCAA Tournament. In game two of the Super Regional, fans set a single-game Baum Stadium attendance record (12,167) that still stands today.

Down to its last out in an elimination game against Wichita State, Arkansas got a grand slam from junior catcher Brady Toops to complete an improbable 11-9 comeback win against Wichita State. Arkansas held off the Shockers, 4-3, in the regional final to secure the school's first-ever NCAA Super Regional.

The following weekend, Arkansas dominated No. 12 Florida State in a two-game sweep of the Seminoles televised nationally by ESPN. Razorback fans set a new NCAA record for super regional attendance at an on-campus venue drawing 9,338 on Friday and 10,027 on Saturday. With the 4-2 win in game two, Arkansas clinched its fifth College World Series berth.

During the 2009 regular season, Arkansas earned its first No. 1 ranking and defeated Arizona State in front of a then-Baum-record 11,014 fans in the facility's first matchup between top-ranked teams; the Sun Devils were also ranked No. 1 at the time in other national polls.

That same year, the Hogs swept through the Norman Regional and Tallahassee Super Regional, upsetting national seeds Oklahoma and Florida State, respectively, to earn the program's sixth trip to Omaha.

On college baseball's grandest stage at historic Rosenblatt Stadium, Arkansas split its first two games of the 2009 College World Series, besting Cal State Fullerton and then losing to LSU. The Razorbacks found themselves one out away from elimination against Virginia before Brett Eibner lifted a two-run shot to left field to tie the game. Arkansas went on to win the instant classic, 4-3, in 12 innings, and finished the series in third place.

The Razorbacks reached the College World Series for the third time under Van Horn in 2012 as Arkansas put together a memorable postseason run that saw them down old SWC rivals Rice and Baylor on their home fields. Arkansas opened its tournament run in Houston as it defeated Sam Houston State twice and downed eighth-ranked Rice in a 1-0 shutout.

The next week, Arkansas returned to the state of Texas and faced No. 4 national seed Baylor. After dropping the opener of the Super Regional, Arkansas responded by winning the next two games to punch its ticket to Omaha.

A scoreless game until the top of the 10th inning, Arkansas broke through on Jake Wise's RBI single, scoring Brian Anderson. Randall Fant, Nolan Sanburn, Brandon

Moore, Trent Daniel and Colby Suggs combined to shut down the high-powered Baylor offense and send Arkansas to Omaha.

In the College World Series, the Razorbacks opened by winning its first two games, defeating Kent State, 8-1, in the opener and then downing South Carolina, 2-1, to snap the Gamecocks' 22-game NCAA postseason win streak. Arkansas would finish tied for third in the CWS after eventual-runner up South Carolina defeated the Razorbacks twice.

The 2015 season saw the greatest individual performance ever by an Arkansas baseball player as outfielder Andrew Benintendi became the first Razorback to win the Golden Spikes Award given to the national player of the year. The sophomore wowed the crowds at Baum Stadium as he became just the third player in SEC history to lead the league in home runs (20) and batting average (.376).

With the help of Benintendi, Arkansas had an improbable run culminating in one of the most memorable seasons in Razorback history. Entering April at 14-14, Arkansas went on a tear, going 21-8 in its final 29 games and earned a two-seed in the NCAA Tournament.

Arkansas headed to the Stillwater Regional and cruised through, winning all three games they played. The Hogs won the Regional and won the right to host a Super Regional the following week against national-seed Missouri State.

The Razorbacks split the first two games of the Fayetteville Super Regional setting up a winner-take-all third game. Behind a raucous and stadium-record crowd of 12,167 fans, first team All-SEC closer Zach Jackson took the mound with a one run lead and 11 outs standing between the Razorbacks and Omaha. Jackson retired 11 straight, including a series-ending strikeout that sent Baum Stadium into hysteria and the Razorbacks to the College World Series for the third time in the past seven years.

Arkansas continued its trend of making it to Omaha every three seasons as it returned to the College World Series in 2018, the fifth time under head coach Dave Van Horn and ninth time overall. In turn, the Razorbacks made its deepest run since 1979.

The road to its ninth College World Series was not easy as Arkansas' regular-season schedule was, arguably, the toughest in the nation. The Hogs faced four of the seven other teams (Mississippi State, Florida, Texas, Texas Tech) that made the CWS

field and went on to win 35 games at home, never losing a series at Baum Stadium in the process.

For the third time in its history, Arkansas was awarded a national seed (No. 5) for the NCAA Tournament ultimately giving it home field advantage all the way to the College World Series. The Hogs won three-straight games in the regional and two of three games in the Super Regional against SEC foe, South Carolina to earn the coveted spot in Omaha. The fans responded with the opportunity of having postseason baseball at Baum Stadium, making it the highest attended regional and super regional for 2018.

In Omaha, the Razorbacks won their first three games of the series, defeating Texas, Texas Tech and Florida to earn its first trip to the CWS final since 1979. Arkansas won game one of the final against Oregon State, 4-1, utilizing another stellar pitching performance from junior Blaine Knight, who ended his Razorback career setting the Arkansas single-season record for wins with a perfect 14-0 record. His closer, Matt Cronin, also set the Arkansas single-season saves record (14) in the same game.

Arkansas came within one strike of winning its first national championship in game two against Oregon State, but the Beavers scored three runs in the ninth inning and claimed game three the next day to give Arkansas its second national runner-up trophy in school history.

For the first time in program history, the Razorbacks secured a trip to the College World Series in back-to-back seasons, reaching the promised land in 2019. The Hogs rode a 41-17 overall record and a 20-10 mark in SEC play to a West Division title and a No. 5 National Seed, ensuring the Road to Omaha continued to run through Fayetteville.

In Regional action, Arkansas made light work of Central Connecticut State (11-5) and TCU twice (3-1 & 6-0) to move on to Super Regional play, where a familiar foe awaited them. Arkansas got the privilege of facing Ole Miss for the sixth, seventh & eighth times in 2019, taking games one & three by scores of 11-2 & 14-1 to earn the program's 10th trip to the College World Series.



Head coach Dave Van Horn has reached the College World Series eight times in his career, six with Arkansas. His eight trips to Omaha is tied for the most of any active coach in the nation.

A rich history with legendary players, coaches and games make Arkansas baseball a unique and treasured program. With Baum-Walker Stadium as a backdrop for the Razorbacks' continued competition in the toughest league in the nation, Arkansas baseball promises to bring fans many more great moments for many years to come.

HISTORY AND RECORDS



A || 1979 COLLEGE WORLD SERIES



RAZORBACKS FINISH SECOND IN FIRST CWS APPEARANCE

Overall Record: 49-15 | **SWC Record:** 19-5

SWC Finish: 2nd

SWC Tournament Finish: 2nd

College World Series Finish: 2nd

All-America Selections: Ronn Reynolds, C

CWS All-Tournament Team: Marc Brumble, OF

All-SWC Selections: Steve Krueger, LHP; Johnny Ray, 2B; Ronn Reynolds, C; Ed Wallace, 1B

All-SWC Tournament Selections: Marc Brumble, OF; John Hennell, 1B; Johnny Ray, 2B; Ronn Reynolds, C; Scott Tabor, P; Larry Wallace, SS

1979 Roster

Head Coach: Norm DeBriyn

Assistant Coaches: Doug Clark, Tom Hilton, Ban Ormsby

Name	Pos.	Yr.	Hometown (Last School)
Tim Alexander	RHP	So.	Ft. Smith, Ark. (Southside)
Jeff Ash	OF	Jr.	Shawnee Mission, Kan. (North)
Donald Atkins	INF/OF	Fr.	Little Rock, Ark. (Parkview)
Bill Bakewell	RHP	Sr.	Tulsa, Okla. (Hale)
Powell Bowers	2B	Fr.	Mt. Pleasant, Texas (Mt. Pleasant)
Jeff Boyd	RHP	Jr.	Springfield, Mo. (Glendale)
Marc Brumble	OF	Sr.	Tulsa, Okla. (Hale)
Mark Bulgarelli	C	Sr.	Littleton, Colo. (Arapahoe)
Randal Carter	SS/3B	Jr.	Springfield, Mo. (Hillcrest)
Tim Clancy	C/1B	Jr.	Tulsa, Okla. (Bishop Kelley)
Steve Coker	3B	So.	Fayetteville, Ark. (Fayetteville)
Chris Day	LHP	So.	Houston, Texas (Sharpstown)
Rich Erwin	RHP	Sr.	Littleton, Colo. (Littleton)
Kevin Grover	LHP	Fr.	Janesville, Wis. (Craig)
Bill Grubb	INF/OF	Jr.	Tulsa, Okla. (Hale)
Jeff Haun	INF	Fr.	Overland Park, Kan. (South)
John Hennell	1B	Jr.	Ashland, Wis. (Ashland)
Stuart Huchingson	RHP	Fr.	West Memphis, Ark. (West Memphis)
Jeff Huddleston	RHP	So.	Texarkana, Texas (Liberty)
Albert Jiron	SS	Fr.	Lakewood, Colo. (Bear Creek)
Danny Johnson	RHP	Fr.	Pine Bluff, Ark. (Watson Chapel)
Rob Kauffman	3B	Jr.	Tulsa, Okla. (Hale)
Mike Kreymborg	RHP	Fr.	Tulsa, Okla. (Bishop Kelley)
Dave King	OF	Jr.	Elkins, Ark. (Elkins)
Steve Krueger	LHP	Jr.	Topeka, Kan. (West)
Bruce Lahay	LHP	So.	St. Louis, Mo. (Oakville)
Mike Martin	OF	Sr.	Moore, Okla. (Moore)
Dale McDaniel	RHP	Jr.	Kansas City, Mo. (Hickman)
Pat McGurk	RHP	Jr.	Muskogee, Okla. (Muskogee)
Bob McHale	RHP	Jr.	Tobyhanna, Pa. (Pocono)
Kevin McReynolds	OF	Fr.	North Little Rock, Ark. (Sylvan Hills)
Kevin Radford	2B	Jr.	Tulsa, Okla. (Memorial)
Johnny Ray	2B	Sr.	Chouteau, Okla. (Chouteau)
Ronn Reynolds	C	Jr.	Wichita, Kan. (Southeast)
Rickey Riddley	OF	Jr.	Hot Springs, Ark. (Hot Springs)
Billy Schock	RHP	Fr.	Deer Park, Texas (Deer Park)
John Stanley	LHP	Jr.	Little Rock, Ark. (Hall)
Scott Tabor	RHP	Fr.	Little Rock, Ark. (McClellan)
Ed Wallace	LHP	Sr.	Florissant, Mo. (McClure)
Larry Wallace	2B/SS	Sr.	Pine Bluff, Ark. (Pine Bluff)
Manual Warrior	RHP	Sr.	Sapulpa, Okla. (Kellyville)
Ron Waymire	RHP	Jr.	Tulsa, Okla. (Cascia Hall)
Andy White	RHP	So.	Newport, Ark. (Newport)
Luis Zambrana	OF	So.	Carolina, Puerto Rico




1979 Results

Date	Result	Opponent	Location
2/23	W, 7-1	William Jewell	Fayetteville
2/23	W, 13-2	William Jewell	Fayetteville
2/27	W, 5-0	Missouri Southern	Fayetteville
2/27	W, 3-2	Missouri Southern	Fayetteville
3/2	W, 2-0	Texas*	Fayetteville
3/3	L, 3-2	Texas*	Fayetteville
3/3	L, 1-0	Texas*	Fayetteville
3/4	L, 3-2	Southern Illinois	Fayetteville
3/4	L, 18-5	Southern Illinois	Fayetteville
3/5	W, 5-0	Southwest Baptist	Fayetteville
3/5	W, 9-2	Southwest Baptist	Fayetteville
3/6	W, 4-1	Tulsa	Fayetteville
3/6	W, 8-1	Tulsa	Fayetteville
3/9	W, 6-3	Rice*	Houston, Texas
3/10	W, 7-2	Rice*	Houston, Texas
3/10	W, 12-3	Rice*	Houston, Texas
3/16	W, 12-1	Baylor*	Fayetteville
3/17	W, 5-1	Baylor*	Fayetteville
3/17	L, 4-0	Baylor*	Fayetteville
3/19	W, 13-0	Missouri Western	Fayetteville
3/19	W, 7-6 (11)	Missouri Western	Fayetteville
3/23	W, 7-1	TCU*	Fort Worth, Texas
3/24	W, 10-1	TCU*	Fort Worth, Texas
3/24	W, 9-4	TCU*	Fort Worth, Texas
3/26	W, 6-2	Eastern Michigan	Fayetteville
3/26	W, 1-0	Eastern Michigan	Fayetteville
3/27	W, 7-4	Iowa	Fayetteville
3/27	W, 6-0	Eastern Michigan	Fayetteville
3/30	W, 3-1	SMU*	Fayetteville
3/31	W, 3-1	SMU*	Fayetteville
3/31	W, 9-2	SMU*	Fayetteville
4/3	W, 5-1	SMS	Fayetteville
4/3	W, 4-3	SMS	Fayetteville
4/6	L, 9-8	Texas Tech*	Lubbock, Texas
4/7	W, 6-2	Texas Tech*	Lubbock, Texas
4/7	W, 12-9	Texas Tech*	Lubbock, Texas
4/13	W, 4-0	South Dakota	Fayetteville
4/13	W, 7-0	South Dakota	Fayetteville
4/14	W, 7-1	South Dakota	Fayetteville
4/14	W, 8-1	South Dakota	Fayetteville
4/17	L, 5-2	Oral Roberts	Tulsa, Okla.
4/20	W, 5-3	Houston*	Fayetteville
4/21	W, 3-0	Houston*	Fayetteville
4/21	W, 11-10 (8)	Houston*	Fayetteville
4/27	L, 6-0	Texas A&M*	College Station, Texas
4/28	W, 2-0 (11)	Texas A&M*	College Station, Texas
4/28	W, 9-1	Texas A&M*	College Station, Texas
4/30	L, 9-8	Missouri Southern	Joplin, Mo.
4/30	W, 6-5	Missouri Southern	Joplin, Mo.
5/4	L, 7-6	Wichita State	Wichita, Kan.
5/4	L, 5-4	Wichita State	Wichita, Kan.
5/12	W, 6-1	Baylor!	Austin, Texas
5/13	L, 6-2	Texas!	Austin, Texas
5/14	W, 6-2	Texas A&M!	Austin, Texas
5/14	L, 12-6	Texas!	Austin, Texas
5/25	W, 12-11	George Washington+	Tallahassee, Fla.
5/26	W, 9-1	Florida+	Tallahassee, Fla.
5/26	W, 8-6	Delaware+	Tallahassee, Fla.
5/27	W, 4-3	Delaware+	Tallahassee, Fla.
6/1	W, 5-4	Pepperdine#	Omaha, Neb.
6/3	W, 10-3	Arizona#	Omaha, Neb.
6/5	W, 9-4	Texas#	Omaha, Neb.
6/6	L, 13-10	Cal State Fullerton#	Omaha, Neb.
6/8	L, 2-1	Cal State Fullerton#	Omaha, Neb.

* - SWC Game; ! - SWC Tournament; + - NCAA East Regional;

- College World Series



RAZORBACKS WIN 51 GAMES, FINISH THIRD AT CWS

Overall Record: 51-15 | **SWC Record:** 13-7

SWC Finish: 3rd

SWC Tournament Finish: 1st

College World Series Finish: 3rd

All-America Selections: Mike Loggins, OF

CWS All-Tournament Team: Jeff King, 3B; Ralph Kraus, OF

All-SWC Selections: Tim Deitz, P; Fred Farwell, P; Jeff King, 3B; Mike Loggins, OF; Norm Roberts, OF

All-SWC Tournament Selections: Tim Deitz, P; Fred Farwell, P; Jeff King, 3B; Mike Loggins, OF; Dave Patterson, 1B (MVP); Norm Roberts, OF; Doyle Wilson, C

1985 Roster

Head Coach: Norm DeBryin

Assistant Coaches: Doug Clark, Dave Jorn, Rex Dickerson (GA), Rude Garcia (GA), Dave Van Horn (GA)

Name	Pos.	Yr.	Hometown (Last School)
Joe Blair	2B	Fr.	Orlando, Fla. (Bishop)
Kevin Campbell	RHP	So.	Des Arc, Ark. (Des Arc)
Dera Clark	RHP	So.	Artesia, N.M. (Artesia)
Steve Clements	OF	Sr.	Vancouver, British Columbia (S. Idaho JC)
Jay Cleveland	RHP	So.	Amarillo, Texas (UTEP)
Tim Deitz	RHP	Jr.	Tulsa, Okla. (Hale)
Joe DiLeo	INF	Fr.	Scranton, Pa. (Central)
Bobby Joe Edmonds	OF	So.	St. Louis, Mo. (Luthern North)
Fred Farwell	LHP	Jr.	Nashua, N.H. (Crowder JC)
Fred Faust	RHP	Jr.	Fayetteville, Ark. (Fayetteville)
David Ferrell	2B	Jr.	West Fork, Ark. (Northark JC)
Chris Flake	OF	Fr.	North Little Rock, Ark. (Northeast)
Rob Gee	LHP	Jr.	North Little Rock, Ark. (Westark JC)
Ray Harris	LHP	Fr.	Jacksonville, Ark. (Jacksonville)
Jim Hartman	OF	Fr.	Bedford, Texas (Trinity)
Keith Helton	LHP	So.	North Little Rock, Ark. (Ole Main)
Howard Hilton	RHP	Sr.	Oxnard, Calif. (Oxnard JC)
Rick Huntze	RHP	Sr.	Tulsa, Okla. (Bacone JC)
Mark Jackson	OF	Jr.	North Little Rock, Ark. (Northeast)
Joe Jakonczuk	1B	Fr.	Cabot, Ark. (Cabot)
Kevin Kee	RHP	Fr.	Wichita Falls, Texas (Hirschi)
Keith Kerns	2B	Jr.	Salina, Okla. (Bacone JC)
Jeff King	3B	So.	Colorado Springs, Colo. (Rampart)
Ralph Kraus	1B/OF	Jr.	Plano, Texas (Plano)
Jim Kremers	INF	Fr.	North Little Rock, Ark. (Catholic)
Mike Loggins	OF	Jr.	Crossett, Ark. (Crossett)
Chris Lusker	C	Jr.	Pittsburg, Kan. (Labette JC)
Ron Meilleur	RHP	Fr.	Winnipeg, Canada (Winnipeg)
Gary Murphy	RHP	Jr.	Hazleton, Pa. (Luzerne JC)
Greg Murtha	C	Fr.	Little Rock, Ark. (Westark JC)
David Patterson	INF	Jr.	Ventura, Calif. (Ventura JC)
Tony Peters	C	Jr.	Nicholson, Pa. (Lackawanna)
Pat Rice	RHP	Jr.	Colorado Springs, Colo. (Academy)
Derrick Richardson	INF	Sr.	Fort Smith, Ark. (Northside)
Norm Roberts	OF	Sr.	Texarkana, Texas (Texas)
Ellis Roby	SS	Jr.	North Little Rock, Ark. (Ole Main)
Doyle Wilson	C	Jr.	Chandler, Ariz. (Mesa JC)




1985 Results

Date	Result	Opponent	Location
2/9	L, 5-2	Miami (Fla.)	Coral Gables, Fla.
2/9	L, 2-1	Miami (Fla.)	Coral Gables, Fla.
2/10	L, 4-0	Miami (Fla.)	Coral Gables, Fla.
2/16	W, 4-0	Oklahoma City	Fayetteville
2/16	W, 20-13	Oklahoma City	Fayetteville
2/17	W, 5-2	Oklahoma City	Fayetteville
2/22	W, 5-1	Kansas State	Fayetteville
2/25	W, 12-1	Missouri Southern	Fayetteville
2/25	W, 8-3	Missouri Southern	Fayetteville
3/1	W, 15-4	Lubbock Christian	Fayetteville
3/2	W, 15-1	Lubbock Christian	Fayetteville
3/2	W, 4-1	Lubbock Christian	Fayetteville
3/3	W, 11-3	Northwest Missouri State	Fayetteville
3/4	W, 18-8	Northeast Missouri State	Fayetteville
3/5	W, 15-6	Southeast Oklahoma State	Fayetteville
3/8	W, 9-7	Indiana State	Fayetteville
3/9	W, 7-2	Indiana State	Fayetteville
3/9	W, 3-1	Indiana State	Fayetteville
3/17	W, 8-4	Rice*	Houston, Texas
3/17	L, 13-2	Rice*	Houston, Texas
3/18	W, 10-0	Missouri Western	Fayetteville
3/18	W, 4-0	Missouri Western	Fayetteville
3/19	W, 4-3	School of the Ozarks	Fayetteville
3/19	W, 6-0	School of the Ozarks	Fayetteville
3/22	W, 5-4	Texas*	Fayetteville
3/23	W, 2-1	Texas*	Fayetteville
3/23	L, 13-3	Texas*	Fayetteville
3/26	L, 3-1	Oklahoma State	Stillwater, Okla.
3/29	L, 6-2	Texas A&M*	College Station, Texas
3/31	W, 6-4	Texas A&M*	College Station, Texas
3/31	W, 15-4	Texas A&M*	College Station, Texas
4/2	L, 6-14	Oklahoma State	Fayetteville
4/5	W, 16-12	Houston*	Fayetteville
4/6	W, 5-4	Houston*	Fayetteville
4/6	L, 10-9	Houston*	Fayetteville
4/12	W, 14-4	Texas Tech*	Lubbock, Texas
4/13	W, 14-11	Texas Tech*	Lubbock, Texas
4/13	W, 22-5	Texas Tech*	Lubbock, Texas
4/16	W, 6-5	SMS	Fayetteville
4/19	W, 19-7	TCU*	Fort Worth, Texas
4/20	L, 4-3	TCU*	Fort Worth, Texas
4/20	W, 12-6	TCU*	Fort Worth, Texas
4/26	L, 7-6	Baylor*	Fayetteville
4/27	W, 5-4	Baylor*	Fayetteville
4/27	L, 11-8	Baylor*	Fayetteville
4/30	L, 16-2	Mississippi State	Greenville, Miss.
5/1	W, 13-1	Mississippi State	Little Rock, Ark.
5/3	W, 10-4	Kansas	Fayetteville
5/4	W, 6-5	Kansas	Fayetteville
5/4	W, 6-2	Kansas	Fayetteville
5/6	W, 14-4	Oklahoma Christian	Fayetteville
5/9	W, 6-4	Oral Roberts	Fayetteville
5/10	W, 5-1	Oral Roberts	Fayetteville
5/11	W, 9-5	Oral Roberts	Tulsa, Okla.
5/15	W, 11-2	Louisiana-Lafayette!	Fayetteville
5/17	W, 6-4	Baylor!	Fayetteville
5/18	W, 9-5	Texas!	Fayetteville
5/19	W, 10-6	Texas!	Fayetteville
5/23	W, 20-13	Eastern Kentucky+	Tallahassee, Fla.
5/24	W, 13-9	George Mason+	Tallahassee, Fla.
5/25	W, 7-6	Florida State+	Tallahassee, Fla.
5/26	W, 7-5	Georgia Tech+	Tallahassee, Fla.
5/31	W, 1-0	South Carolina#	Omaha, Neb.
6/3	L, 5-4	Mississippi State#	Omaha, Neb.
6/6	W, 10-4	Stanford#	Omaha, Neb.
6/8	L, 8-7	Texas#	Omaha, Neb.

* - SWC Game; ! - SWC Tournament; + - NCAA South II Regional; # - College World Series

HISTORY AND RECORDS

A || 1987 COLLEGE WORLD SERIES



RAZORBACKS MAKE 3RD CWS APPEARANCE, FINISH 5TH

Overall Record: 51-16 | SWC Record: 17-4

SWC Finish: 2nd

SWC Tournament Finish: 2nd

College World Series Finish: 5th

All-America Selections: Andy Skeels, C

CWS All-Tournament Team: None

All-SWC Selections: Bobby Edwards, P; Tim Peters, P; Andy Skeels, C

All-SWC Tournament Selections: Andy Skeels, C

1987 Roster

Head Coach: Norm DeBryin

Assistant Coaches: Doug Clark, Dave Jorn, Dave Van Horn (GA), Jerry Puffall (GA)


Name	Pos.	Yr.	Hometown (Last School)
Jim Anderson	C/OF	Fr.	St. Louis, Mo. (Lindbergh)
Bob Bailey	INF	Fr.	Newport, Ark. (Newport)
Randy Bobb	1B	Jr.	Broken Arrow, Okla. (Broken Arrow)
Jim Calhoun	INF	Fr.	Jacksonville, Ark. (Jacksonville)
Dan Campbell	OF	Jr.	Palos Verdes, Calif. (L.A. Harbor JC)
Kyle Caple	C	Fr.	Plano, Texas (Plano)
Bubba Carpenter	OF/LHP	Fr.	Winslow, Ark. (West Fork)
John Cebuhar	LHP	Jr.	Tulsa, Okla. (East Oklahoma JC)
Jay Cleveland	RHP	Sr.	Amarillo, Texas (UTEP)
Stan Click	OF	Jr.	Crossett, Ark. (Garden City JC)
Greg D'Alexander	3B	Fr.	Allen Park, Mich. (Cabrini)
Bob Edwards	RHP	Jr.	Salt Lake City, Utah (Coll. of S. Idaho)
Troy Eklund	1B/OF	So.	Kansas City, Mo. (Parkhill)
Dennis Fletcher	RHP	So.	Farmington, Ark. (Farmington)
Shawn Gore	1B/OF	Fr.	West Fork, Ark. (Farmington)
Bill Gunger	OF	So.	Auburn, N.Y. (Quinnipiac College)
Ray Harris	LHP	Jr.	Jacksonville, Ark. (Jacksonville)
Keith Helton	LHP	Sr.	North Little Rock, Ark. (Ole Main)
Mickey House	OF	So.	DeKalb, Texas (Texarkana JC)
Greg King	INF	Fr.	Lenexa, Kan. (Shawnee Mission South)
Jim Kremers	C/OF	Jr.	North Little Rock, Ark. (Catholic)
Allen Lester	LHP	Fr.	Fort Smith, Ark. (Southside)
Rod Moore	OF	Sr.	Oklahoma City, Okla. (Seminole JC)
Mike Oquist	RHP	Fr.	LaJunta, Colo. (Lajunta)
Tim Peters	RHP	Sr.	Portland, Ore. (Coll. of S. Idaho)
Tony Peters	C	Sr.	Nicholson, Pa. (Lackawana JC)
Jim Phillips	1B	Jr.	Texarkana, Texas (Seminole JC)
Scott Pose	INF	So.	West Des Moines, Iowa (Iowa West CC)
Ken Reese	INF	Jr.	Texarkana, Texas (Panola JC)
Tim Sherrill	LHP	Sr.	Harrison, Ark. (North Arkansas CC)
Britt Shoptaw	RHP	Fr.	Little Rock, Ark. (McClellan)
Mike Sisco	SS	Sr.	Des Peres, Mo. (Merramec JC)
Andy Skeels	C/OF	Sr.	Thousand Oaks, Calif. (Oxnard JC)
Don Thomas	3B/OF	So.	Pine Bluff, Ark. (Dollarway)
Kendall Trainor	OF	So.	Fredonia, Kan. (Fredonia)
Spencer Wilkinson	RHP	Jr.	Muskogee, Okla. (Connors State CC)
Kelly Zane	INF	Jr.	Wichita, Kan. (Butler County CC)



1987 Results

Date	Result	Opponent	Location
2/14	W, 3-1	Memphis	Memphis, Tenn.
2/14	T, 2-2	Memphis	Memphis, Tenn.
2/21	W, 21-5	Memphis	Fayetteville
2/22	W, 14-7	Memphis	Fayetteville
2/23	W, 4-3	Missouri Southern	Fayetteville
2/23	W, 13-10	Missouri Southern	Fayetteville
2/25	L, 6-4	Hawaii Pacific	Honolulu, Hawaii
2/26	W, 10-7	Hawaii Pacific	Honolulu, Hawaii
2/27	L, 8-4	Hawaii	Honolulu, Hawaii
2/28	L, 6-5 (10)	Hawaii	Honolulu, Hawaii
3/1	W, 9-7 (10)	Hawaii	Honolulu, Hawaii
3/2	W, 7-4	Hawaii	Honolulu, Hawaii
3/6	L, 4-3	Kansas State	Fayetteville
3/7	W, 12-7	Kansas State	Fayetteville
3/8	W, 13-4	North Texas	Fayetteville
3/9	W, 13-3	Lubbock Christian	Fayetteville
3/10	W, 20-10	St. Louis	Fayetteville
3/11	W, 9-0	St. Louis	Fayetteville
3/11	W, 15-5	St. Louis	Fayetteville
3/13	W, 10-3	Northern Iowa	Fayetteville
3/14	W, 8-3	Western Kentucky	Fayetteville
3/15	W, 5-2	Western Kentucky	Fayetteville
3/15	L, 11-5	Washington State	Fayetteville
3/20	W, 17-10	Texas A&M*	College Station, Texas
3/21	W, 8-2	Texas A&M*	College Station, Texas
3/21	W, 7-3	Texas A&M*	College Station, Texas
3/25	L, 8-1	Oklahoma State	Stillwater, Okla.
3/27	L, 4-3	Houston*	Fayetteville
3/28	W, 10-3	Houston*	Fayetteville
3/28	W, 12-6	Houston*	Fayetteville
3/31	W, 11-2	Missouri-St. Louis	Fayetteville
3/31	W, 14-2	Missouri-St. Louis	Fayetteville
4/3	W, 2-0	Texas Tech*	Lubbock, Texas
4/4	W, 8-6	Texas Tech*	Lubbock, Texas
4/4	W, 9-0	Texas Tech*	Lubbock, Texas
4/7	W, 16-2	Evangel	Fayetteville
4/10	W, 9-7	TCU*	Fort Worth, Texas
4/11	L, 7-6	TCU*	Fort Worth, Texas
4/11	W, 13-7	TCU*	Fort Worth, Texas
4/15	W, 12-11	Oklahoma	Fayetteville
4/17	W, 5-3	Baylor*	Fayetteville
4/18	W, 8-0	Baylor*	Fayetteville
4/18	W, 6-5	Baylor*	Fayetteville
4/20	W, 12-1	School of the Ozarks	Fayetteville
4/21	W, 9-8	Oklahoma State	Fayetteville
4/24	W, 4-3	Rice*	Houston, Texas
4/25	W, 5-1	Rice*	Houston, Texas
4/25	W, 3-0	Rice*	Houston, Texas
4/28	W, 14-10	Southeast Oklahoma State	Fayetteville
4/29	W, 20-5	Missouri Southern	Fayetteville
5/1	L, 9-5	Texas*	Fayetteville
5/2	W, 9-3	Texas*	Fayetteville
5/2	L, 4-1	Texas*	Fayetteville
5/7	W, 14-4	Oral Roberts	Fayetteville
5/8	W, 17-5	Oral Roberts	Fayetteville
5/10	L, 10-2	Oral Roberts	Tulsa, Okla.
5/10	L, 12-11 (10)	Missouri	Columbia, Mo.
5/15	W, 4-3	Texas A&M!	Austin, Texas
5/17	L, 10-3	Texas!	Austin, Texas
5/17	W, 14-9	Houston!	Austin, Texas
5/18	L, 3-2	Texas!	Austin, Texas
5/22	W, 10-7	Middle Tennessee+	Huntsville, Ala.
5/22	W, 7-2	West Virginia+	Huntsville, Ala.
5/23	W, 6-5 (10)	Clemson+	Huntsville, Ala.
5/24	W, 4-2	Clemson+	Huntsville, Ala.
5/30	L, 13-6	Texas#	Omaha, Neb.
5/31	W, 5-4	Georgia#	Omaha, Neb.
6/3	L, 5-2	LSU#	Omaha, Neb.

* - SWC Game; ! - SWC Tournament; + - NCAA South I Regional; # - College World Series



ARKANSAS MAKES THIRD CWS IN FIVE YEARS, FINISH 4TH

Overall Record: 51-16 | **SWC Record:** 17-4

SWC Finish: T-1st

SWC Tournament Finish: 2nd

College World Series Finish: 5th

All-America Selections: Troy Eklund, OF

CWS All-Tournament Team: None

All-SWC Selections: Bubba Carpenter, 1B/OF; Greg D'Alexander, 3B; Troy Eklund, OF;

Mike Oquist, P; Scott Pose, OF; Phillip Stidham, P; Mark Swope, P


All-SWC Tournament Selections: None

1989 Roster

Head Coach: Norm DeBriyn

Assistant Coaches: Doug Clark, John Luedtke, Abraham Flores (GA), Rod Moore (GA), Shannon Rhea (GA)

Name	Pos.	Yr.	Hometown (Last School)
Bill Abbott	RHP	Jr.	Springfield, Mo. (Labette CC)
Doug Bennett	RHP	Fr.	Springfield, Mo. (Hillcrest)
Brent Birch	LHP	Fr.	North Little Rock, Ark. (Northeast)
Greg Boyd	C	Jr.	Paragould, Ark. (Three Rivers JC)
Chris Bryan	LHP	So.	Pine Bluff, Ark. (Pine Bluff)
Jim Calhoon	INF	Jr.	Jacksonville, Ark. (Jacksonville)
Bubba Carpenter	INF/OF	So.	Brentwood, Ark. (West Fork)
Jay Carpenter	INF/OF	Jr.	Brentwood, Ark. (Arkansas Tech)
Brian Cook	RHP	Fr.	Tulsa, Okla. (Memorial)
Greg D'Alexander	3B	Jr.	Allen Park, Mich. (Cabrini)
Charles Downey	SS	Fr.	League City, Texas (Dickinson)
Troy Eklund	OF	Sr.	Kansas City, Kan. (Park Hill)
Scott Epps	SS	Fr.	Jenks, Okla. (Jenks)
Haden Etheridge	OF	So.	North Little Rock, Ark. (Northeast)
Dennis Fletcher	RHP	Sr.	Farmington, Ark. (Farmington)
Tony Gilmore	C	Jr.	Tulsa, Okla. (Eastern Oklahoma JC)
Juju Harshaw	C/OF	Fr.	North Little Rock, Ark. (Northeast)
Glen Ray Hines	1B/3B	So.	Houston, Texas (Rice)
Todd Hobson	OF	Fr.	Indianapolis, Ind. (Lawrence North)
Dan Hreha	INF	Fr.	Brooklyn Center, Minn. (Park Center)
Cole Hyson	RHP	Jr.	Durango, Colo. (Eastern Utah)
Brett Kemohah	C/OF	Fr.	Vinita, Okla. (Vinita)
Greyson Liles	1B/OF	Fr.	Houston, Texas (Bellair)
Ron Moore	OF	So.	Oklahoma City, Okla. (Murray State JC)
Mike Oquist	RHP	Jr.	LaJunta, Colo. (LaJunta)
Scott Osmon	RHP	Sr.	Mountain Home, Ark. (North Ark CC)
Kirk Piskor	C	Fr.	Plano, Texas (Plano East)
Scott Pose	OF	Sr.	West Des Moines, Iowa (Iowa West JC)
Peter Raether	RHP	Fr.	Edina, Minn. (Edina)
Phillip Stidham	RHP	Fr.	Tulsa, Okla. (Nathan Hale)
Rod Stillwell	SS	Sr.	Thousand Oaks, Calif. (Moorpark JC)
Mark Swope	RHP	So.	Spring Hill, Kan. (Spring Hill)
Jim Tejcek	RHP	Jr.	San Diego, Calif. (Southern Idaho)
Don Thomas	OF	Sr.	Pine Bluff, Ark. (Dollarway)
Tim Thomas	2B	So.	St. Paul, Minn. (Iowa Western JC)




1989 Results

Date	Result	Opponent	Location
2/19	W, 5-1	Wichita State	Fayetteville
2/24	W, 6-2	Missouri Southern	Fayetteville
2/25	W, 3-2	Kansas	Fayetteville
2/25	W, 7-0	Kansas	Fayetteville
2/26	W, 18-4	Kansas	Fayetteville
2/28	W, 8-4	Kentucky	Lakeland, Fla.
3/1	W, 2-1	Penn State	Lakeland, Fla.
3/1	L, 6-2	Kentucky	Lakeland, Fla.
3/2	L, 6-2	Western Michigan	Lakeland, Fla.
3/3	W, 8-2	Eckerd	Lakeland, Fla.
3/4	W, 15-0	Western Michigan	Lakeland, Fla.
3/10	W, 1-0	Iowa State	Fayetteville
3/11	W, 9-4	Iowa State	Fayetteville
3/12	W, 4-1	Nebraska	Fayetteville
3/13	W, 9-1	Stephen F. Austin	Fayetteville
3/14	W, 13-4	Wisconsin-Osh Kosh	Fayetteville
3/15	W, 9-4	Wisconsin-Osh Kosh	Fayetteville
3/17	W, 3-2	Northwestern State	Shreveport, La.
3/18	L, 10-2	Oklahoma State	Shreveport, La.
3/19	L, 8-4	Louisiana-Lafayette	Shreveport, La.
3/20	W, 14-4	Northern Iowa	Fayetteville
3/21	W, 12-1	Southwest Baptist	Fayetteville
3/22	W, 14-5	School of the Ozarks	Fayetteville
3/22	W, 10-0	School of the Ozarks	Fayetteville
3/24	W, 10-1	Houston*	Fayetteville
3/25	W, 3-0	Houston*	Fayetteville
3/25	W, 8-3	Houston*	Fayetteville
3/27	W, 11-3	St. Olaf	Fayetteville
3/31	W, 12-0	Texas Tech*	Lubbock, Texas
4/1	W, 3-2	Texas Tech*	Lubbock, Texas
4/1	W, 6-5	Texas Tech*	Lubbock, Texas
4/4	W, 10-4	Oklahoma State	Stillwater, Okla.
4/5	W, 6-4	Evangel	Fayetteville
4/7	W, 5-4	TCU*	Fort Worth, Texas
4/8	W, 8-6	TCU*	Fort Worth, Texas
4/8	W, 11-3	TCU*	Fort Worth, Texas
4/9	W, 11-1	Southeastern (Okla.) State	Fayetteville
4/10	L, 10-8	Dallas Baptist	Fayetteville
4/11	W, 7-4	Missouri	Columbia, Mo.
4/14	W, 8-4	Baylor*	Fayetteville
4/15	W, 9-1	Baylor*	Fayetteville
4/15	W, 10-3	Baylor*	Fayetteville
4/19	W, 9-8	Northeastern (Okla.) State	Fayetteville
4/21	W, 10-2	Rice*	Houston, Texas
4/22	L, 3-1	Rice*	Houston, Texas
4/22	W, 8-4	Rice*	Houston, Texas
4/26	L, 3-2	Oklahoma	Fayetteville
4/28	L, 5-4	Texas*	Fayetteville
4/29	W, 8-4	Texas*	Fayetteville
4/29	W, 14-7	Texas*	Fayetteville
4/30	W, 9-4	Kansas State	Fayetteville
5/1	L, 7-2	Kansas State	Fayetteville
5/5	W, 11-9 (16)	Texas A&M*	College Station, Texas
5/6	L, 3-2	Texas A&M*	College Station, Texas
5/7	L, 9-0	Texas A&M*	College Station, Texas
5/10	W, 10-6	Oklahoma State	Fayetteville
5/18	L, 8-3	Texas!	College Station, Texas
5/19	W, 5-4	Houston!	College Station, Texas
5/20	L, 9-1	Texas!	College Station, Texas
5/25	L, 7-5	Le Moyne+	Waterbury, Conn.
5/26	W, 8-2	George Washington+	Waterbury, Conn.
5/28	W, 9-2	Illinois+	Waterbury, Conn.
5/29	W, 1-0	Arizona State+	Waterbury, Conn.
5/29	W, 6-5	Le Moyne+	Waterbury, Conn.
6/2	L, 3-1	Wichita State#	Omaha, Neb.
6/4	W, 7-3	North Carolina#	Omaha, Neb.
6/6	L, 8-4	Wichita State#	Omaha, Neb.

* - SWC Game; ! - SWC Tournament; + - NCAA Midwest Regional; # - College World Series

HISTORY AND RECORDS



ARKANSAS RETURNS TO OMAHA UNDER DAVE VAN HORN

Overall Record: 45-24 | **SEC Record:** 19-11

SEC Finish: T-1st Overall/1st in Western Division

SEC Tournament Finish: 3rd

College World Series Finish: 7th

All-America Selections: None

CWS All-Tournament Selections: None

All-SEC Selections: Scott Hode, SS

All-SEC Tournament Selections: Jake Dugger, OF

2004 Roster

Head Coach: Dave Van Horn

Assistant Coaches: Matt Deggs, Dave Jorn, Tom Pagnozzi


No.	Name	Pos.	Yr.	Hometown (Last School)
1	Casey Rowlett	INF/OF	Jr.	Jones, Okla. (Jones)
3	Danny Hamblin	3B/1B	Fr.	Rowlett, Texas (Rowlett)
5	Brady Toops	C	Jr.	New London, Minn. (New London)
6	Scott Hode	INF	Jr.	Crystal Lake, Ill. (Crystal Lake)
7	Trey Holloway	LHP	Jr.	Booneville, Ark. (Booneville)
8	Kern Watts	OF	Fr.	Brampton, Ontario (Brampton Centennial)
9	Bubbs Merrill	INF	Sr.	Omaha, Neb. (Millard North)
11	Scott Bridges	INF/OF	Jr.	White Hall, Ark. (White Hall)
12	Devin Day	INF	Jr.	Gilbert, Ariz. (Gilbert)
14	Stephen Robison	OF	Fr.	Tulsa, Okla. (Union)
17	Justin White	RHP	Fr.	Fort Gibson, Okla. (Fort Gibson)
18	Clay Goodwin	1B/3B	Jr.	Benton, Ark. (Benton)
20	Blake Parker	C/1B/OF	Fr.	Fayetteville, Ark. (Fayetteville)
22	Haas Pratt	INF	Sr.	San Diego, Calif. (Rancho Bernardo)
24	Jake Dugger	OF	Fr.	Omaha, Neb. (Millard West)
25	Brett Hagedorn	INF	Sr.	Fort Smith, Ark. (Southside)
27	Caton Hall	RHP	Sr.	McCrary, Ark. (McCrary)
28	Daryl Maday	RHP	Fr.	Bristol, Wis. (Westosha)
30	James Gilbert	LHP	Fr.	Katy, Texas (James E. Taylor)
32	Ryan Lennerton	LHP	So.	Langley, British Columbia (Brookwood)
34	Boyd Goodner	RHP	Sr.	Benton, Ark. (Benton)
35	Brian McLelland	RHP	Fr.	DeQueen, Ark. (DeQueen)
36	Clint Brannon	LHP	Jr.	Bradford, Ark. (Bradford)
37	Jay Sawatski	LHP	Sr.	Little Rock, Ark. (Pulaski Academy)
38	Matt Stallings	RHP	So.	Colleyville, Texas (Missouri)
40	Robby Daniel	RHP	Fr.	Poyen, Ark. (Poyen)
41	Knox McCorquodale	C/1B	Fr.	Orange, Texas (Little Cypress)
43	Joe Skinner	LHP	Fr.	Grand Rapids, Mich. (South Christian)
45	Charley Boyce	RHP	So.	Broken Arrow, Okla. (Tulsa Union)
47	Josh Smith	RHP	So.	Lake Havasu City, Ariz. (Lake Havasu)
48	Jason Deere	C/OF	So.	Conway, Ark. (Conway)



2004 Results

Date	Result	Opponent	Location
2/13	W, 2-0	Louisiana Tech	Fayetteville
2/14	W, 22-2	Louisiana Tech	Fayetteville
2/15	W, 13-2	Louisiana Tech	Fayetteville
2/20	W, 14-7	St. John's	Fayetteville
2/21	W, 6-5	St. John's	Fayetteville
2/22	W, 14-3	St. John's	Fayetteville
2/24	W, 7-1	McNeese State	Fayetteville
2/25	W, 7-2	McNeese State	Fayetteville
2/27	L, 3-1	New Mexico	College Station, Texas
2/27	L, 7-5	Texas A&M	College Station, Texas
2/28	W, 13-3	New Mexico	College Station, Texas
2/28	W, 6-4	Texas A&M	College Station, Texas
2/29	L, 9-7	Texas A&M	College Station, Texas
2/29	W, 5-2	New Mexico	College Station, Texas
3/6	L, 4-1	Texas-Pan American	Edinburg, Texas
3/7	L, 11-4	Texas-Pan American	Edinburg, Texas
3/12	W, 4-3	Illinois-Chicago	Fayetteville
3/14	L, 9-1	Illinois-Chicago	Fayetteville
3/16	W, 10-9	Centenary	Fayetteville
3/17	W, 15-3	Centenary	Fayetteville
3/19	L, 11-1	Florida*	Gainesville, Fla.
3/20	W, 8-2	Florida*	Gainesville, Fla.
3/21	L, 7-6 (10)	Florida*	Gainesville, Fla.
3/26	W, 5-3	South Carolina*	Fayetteville
3/27	W, 5-4	South Carolina*	Fayetteville
3/28	L, 10-2	South Carolina*	Fayetteville
3/30	W, 10-4	Wichita State	Fayetteville
4/2	L, 6-3	Alabama*	Fayetteville
4/3	W, 7-2	Alabama*	Fayetteville
4/4	W, 11-6	Alabama*	Fayetteville
4/6	L, 6-5 (16)	SMS	Fayetteville
4/9	W, 11-8	LSU*	Baton Rouge, La.
4/10	W, 11-10	LSU*	Baton Rouge, La.
4/11	W, 7-5	LSU*	Baton Rouge, La.
4/13	L, 6-4	Oral Roberts	Fayetteville
4/16	W, 6-3	Vanderbilt*	Nashville, Tenn.
4/17	W, 9-4	Vanderbilt*	Nashville, Tenn.
4/18	L, 14-8	Vanderbilt*	Nashville, Tenn.
4/20	W, 5-2	Oklahoma State	Fayetteville
4/23	W, 9-4	Kentucky*	Fayetteville
4/24	W, 5-4	Kentucky*	Fayetteville
4/25	W, 11-10	Kentucky*	Fayetteville
4/27	W, 8-4	Oral Roberts	Tulsa, Okla.
4/30	L, 9-3	Tennessee*	Fayetteville
5/1	W, 4-1	Tennessee*	Fayetteville
5/2	W, 5-3	Tennessee*	Fayetteville
5/7	L, 1-0	Ole Miss*	Oxford, Miss.
5/8	W, 3-1	Ole Miss*	Oxford, Miss.
5/9	L, 5-3	Ole Miss*	Oxford, Miss.
5/11	W, 13-2	Texas-Pan American	Fayetteville
5/15	L, 3-2	Mississippi State*	Starkville, Miss.
5/16	L, 5-4	Mississippi State*	Starkville, Miss.
5/16	W, 4-2	Mississippi State*	Starkville, Miss.
5/21	W, 9-7	Auburn*	Fayetteville
5/22	L, 7-4	Auburn*	Fayetteville
5/23	W, 15-3	Auburn*	Fayetteville
5/26	L, 8-6	Tennessee!	Hoover, Ala.
5/27	W, 4-3	Ole Miss!	Hoover, Ala.
5/28	W, 4-1	Tennessee!	Hoover, Ala.
5/29	L, 3-2	South Carolina!	Hoover, Ala.
6/4	W, 4-1	Le Moyne+	Fayetteville
6/5	L, 4-1	Wichita State+	Fayetteville
6/5	W, 10-7	Missouri+	Fayetteville
6/6	W, 11-9	Wichita State+	Fayetteville
6/6	W, 4-3	Wichita State+	Fayetteville
6/11	W, 7-5	Florida State\$	Fayetteville
6/12	W, 4-2	Florida State\$	Fayetteville
6/18	L, 13-2	Texas#	Omaha, Neb.
6/19	L, 7-2	Arizona#	Omaha, Neb.

* - SEC; ! - SEC Tournament; + - NCAA Fayetteville Regional;
\$ - NCAA Fayetteville Super Regional; # - College World Series



POSTSEASON PUSH LEADS ARKANSAS TO SIXTH CWS

Overall Record: 41-24 | **SEC Record:** 14-15
SEC Finish: 7th Overall/4th in Western Division
SEC Tournament Finish: 3rd
College World Series Finish: 3rd
All-America Selections: Zack Cox, INF/RHP (Freshman)
CWS All-Tournament Selections: None
All-SEC Selections: None
All-SEC Tournament Selections: Bo Bigham, INF; Zack Cox, INF; Ben Tschepikow, INF

2009 Roster

Head Coach: Dave Van Horn
Assistant Coaches: Todd Butler, Dave Jorn, Chris Curry

No.	Name	Pos.	Yr.	Hometown (Last School)
1	Ben Tschepikow	INF	Sr.	Fayetteville, Ark. (Fayetteville HS)
3	Scott Lyons	INF	Sr.	Covina, Calif. (Mt. San Antonio [Calif.] JC)
5	Seth Gardner	OF	Fr.	Dallas, Texas (Highland Park HS)
6	Ryan Cisterna	C	Sr.	Gilbert, Ariz. (Chandler-Gilbert [Ariz.] JC)
7	Zack Cox	INF/RHP	Fr.	Louisville, Ky. (Pleasure Ridge Park HS)
8	Chase Leavitt	OF	Sr.	St. George, Utah (Dixie College/CCSN)
9	Jacob House	OF/INF	So.	Mansfield, Texas (Timberview HS)
10	Kendall Wehrle	INF/RHP	Fr.	Papillion, Neb. (Papillion-La Vista South HS)
11	Jonathan Perlman	INF	Fr.	Dallas, Texas (Highland Park HS)
12	Bo Bigham	INF	Fr.	Texarkana, Ark. (Arkansas HS)
14	Jarrold McKinney	OF	Fr.	Hughes Springs, Texas (Hughes Springs HS)
15	T.J. Forrest	RHP	Jr.	Bossier City, La. (Bossier Parish CC)
16	Travis Sample	OF	So.	Dallas, Texas (Howard JC)
17	Andy Wilkins	INF	So.	Broken Arrow, Okla. (Broken Arrow HS)
18	Tim Carver	INF	Fr.	Fayetteville, Ark. (Fayetteville HS)
19	Tom Hauskey	C	Jr.	Springdale, Ark. (Springdale HS)
20	Zac Russell	C	Fr.	Bulverde, Texas (Smithson Valley HS)
21	Kyle Atkins	OF	Fr.	DeQueen, Ark. (DeQueen HS)
24	Brett Eibner	OF/RHP	So.	Houston, Texas (The Woodlands HS)
25	Collin Kuhn	OF/INF	Fr.	Beaver Dam, Wis. (Beaver Dam HS)
27	James McCann	C	Fr.	Santa Barbara, Calif. (Dos Pueblos HS)
29	Dallas Keuchel	LHP	Jr.	Tulsa, Okla. (Bishop Kelley HS)
30	Justin Wells	RHP	Sr.	Bryant, Ark. (Texarkana College)
32	Mike Bolsinger	RHP	Jr.	McKinney, Texas (Grayson [Texas] CC)
33	Drew Smyly	LHP	Fr.	Little Rock, Ark. (Central HS)
34	Jeremy Heatley	RHP	Jr.	Breckenridge, Texas (North Lake College)
35	Christian Kowalchuk	LHP	Jr.	Saskatoon, Saskatchewan (Seward CC)
36	Scott Limbocker	LHP	So.	Overland Park, Kan. (Blue Valley North HS)
37	Trevor Cousineau	LHP	Fr.	Davison, Mich. (Davison HS)
38	Bryan Bigham	RHP	Jr.	Allen, Texas (Navarro College)
42	James Mahler	RHP	So.	Sandy, Utah (Jordan HS)
44	Andrew Darr	OF/INF	Sr.	Gilbert, Ariz. (Chandler-Gilber [Ariz.] JC)
45	Sam Murphy	RHP	So.	Omaha, Neb. (Westside HS)
47	Geoffrey Davenport	LHP	Fr.	Ft. Worth, Texas (Paschal HS)
48	Zack Hall	LHP	Fr.	Springdale, Ark. (Har-Ber HS)
49	Stephen Richards	LHP	Jr.	Plano, Texas (Plano East HS)



2009 Results

Date	Result	Opponent	Location
2/20	W, 4-2	Washington State-1	Fayetteville
	W, 7-5	Washington State-2	Fayetteville
2/22	W, 4-3	Washington State	Fayetteville
2/24	L, 9-3	Kansas	Fayetteville
2/25	W, 9-8	Kansas	Fayetteville
2/27	W, 8-7	Western Illinois	Fayetteville
3/3	W, 7-3	Valparaiso	Fayetteville
3/4	W, 9-6	Valparaiso	Fayetteville
3/6	W, 5-4	California	Fayetteville
3/7	L, 12-6	California	Fayetteville
3/8	W, 13-3	California	Fayetteville
3/10	L, 8-3	at Centenary	Shreveport, La.
3/13	W, 11-4	#18 Florida*	Fayetteville
3/14	W, 8-4	#18 Florida*	Fayetteville
3/15	W, 4-2	#18 Florida*	Fayetteville
3/17	W, 7-3	Nebraska	Fayetteville
3/18	L, 7-4	Nebraska	Fayetteville
3/20	W, 3-2	at Auburn*	Auburn, Ala.
3/21	W, 10-6	at Auburn*	Auburn, Ala.
3/22	W, 12-6	at Auburn*	Auburn, Ala.
3/25	W, 10-0	Missouri State	Fayetteville
3/27	W, 20-9	Mississippi State*	Fayetteville
3/29	W, 5-1	Mississippi State-1*	Fayetteville
	L, 12-4	Mississippi State-2*	Fayetteville
3/31	W, 2-0	at Missouri State	Springfield, Mo.
4/3	W, 6-4	at South Carolina*	Columbia, S.C.
4/4	L, 9-1	at South Carolina*	Columbia, S.C.
4/5	W, 7-4	at South Carolina*	Columbia, S.C.
4/7	W, 7-3	#1 Arizona State	Fayetteville
4/8	W, 8-7	#1 Arizona State	Fayetteville
4/10	L, 9-0	Vanderbilt*	Fayetteville
4/11	L, 13-6	Vanderbilt*	Fayetteville
4/14	L, 3-2	Louisiana-Monroe	Fayetteville
4/15	W, 10-9	Louisiana-Monroe	Fayetteville
4/17	L, 4-3	at #1 Georgia*	Athens, Ga.
4/18	L, 4-3	at #1 Georgia*	Athens, Ga.
4/19	W, 2-0	at #1 Georgia*	Athens, Ga.
4/21	W, 9-6	at Oral Roberts	Tulsa, Okla.
4/24	W, 9-3	at Tennessee*	Knoxville, Tenn.
4/25	L, 5-4	at Tennessee*	Knoxville, Tenn.
4/26	W, 15-8	at Tennessee*	Knoxville, Tenn.
4/28	W, 8-7	#9 Oklahoma	Fayetteville
5/2	W, 11-4	#4 LSU-1*	Fayetteville
	L, 5-0	#4 LSU-2*	Fayetteville
5/3	L, 4-3	#4 LSU*	Fayetteville
5/8	L, 2-1	at #21 Alabama*	Tuscaloosa, Ala.
5/9	L, 8-6	at #21 Alabama*	Tuscaloosa, Ala.
5/10	L, 6-5	at #21 Alabama*	Tuscaloosa, Ala.
5/12	W, 3-2	Oral Roberts	Fayetteville
5/14	L, 7-5	#9 Ole Miss*	Fayetteville
5/15	L, 9-3	#9 Ole Miss*	Fayetteville
5/16	L, 16-3	#9 Ole Miss*	Fayetteville
5/20	W, 8-5	vs. #9 Florida!	Hoover, Ala.
5/21	L, 2-1	vs. #21 Georgia!	Hoover, Ala.
5/22	W, 10-7	vs. #9 Florida!	Hoover, Ala.
5/23	L, 11-1	vs. Vanderbilt!	Hoover, Ala.
5/29	W, 10-3	vs. #24 Washington State+	Norman, Okla.
5/30	W, 17-6	at #9 Oklahoma+	Norman, Okla.
5/31	W, 11-0	at #9 Oklahoma+	Norman, Okla.
6/5	W, 7-2	at #5 Florida State\$	Tallahassee, Fla.
6/6	W, 9-8	at #5 Florida State\$	Tallahassee, Fla.
6/13	W, 10-6	vs. #3 Cal State Fullerton#	Omaha, Neb.
6/15	L, 9-1	vs. #1 LSU#	Omaha, Neb.
6/17	W, 4-3	vs. #6 Virginia#	Omaha, Neb.
6/19	L, 14-5	vs. #1 LSU#	Omaha, Neb.

* - SEC; ! - SEC Tournament; + - NCAA Norman Regional
 \$ - NCAA Tallahassee Super Regional; # - College World Series

HISTORY AND RECORDS



STRONG PITCHING, TIMELY HITTING LEAD TO SEVENTH CWS

Overall Record: 46-22 | **SEC Record:** 16-14

SEC Finish: T-5th Overall/T-2nd in Western Division

SEC Tournament Finish: T-9th

College World Series Finish: T-3rd

All-America Selections: Matt Reynolds, 3B

CWS All-Tournament Selections: None

All-SEC Selections: Bo Bigham, 2B; Dominic Ficociello, 1B; Matt Reynolds, 3B

All-SEC Tournament Selections: None

2012 Roster

Head Coach: Dave Van Horn

Assistant Coaches: Todd Butler, Dave Jorn, Brian Walker, Matt Willard

No.	Name	Pos.	Yr.	Hometown (Last School)
1	Brian Anderson	INF	Fr.	Edmond, Okla. (Deer Creek HS)
3	Jacob Mahan	INF	Jr.	Camarillo, Calif. (Oxnard College)
4	Jacob Morris	OF/RHP	So.	Coppell, Texas (Coppell HS)
5	Matt Reynolds	INF	Jr.	Tulsa, Okla. (Bishop Kelley HS)
6	Jimmy Bosco	OF	So.	Granite Bay, Calif. (California)
7	David Masters	INF	Fr.	Lake St. Louis, Mo. (Timberland HS)
8	Tyler Spoon	INF/OF	Fr.	Van Buren, Ark. (Van Buren HS)
9	Derrick Bleeker	OF/RHP	Jr.	Longmont, Colo. (Howard JC)
10	Joe Serrano	INF	Fr.	Tucson, Ariz. (Salpointe Catholic HS)
12	Bo Bigham	INF	Sr.	Texarkana, Ark. (Arkansas HS)
13	Michael Gunn	OF/LHP	Fr.	Wilson, Ark. (Christian Brothers HS)
14	John Clay Reeves	C	Fr.	Monroe, La. (Neville HS)
15	Nolan Sanburn	RHP	So.	Kokomo, Ind. (Kokomo HS)
16	Sam Bates	OF	Sr.	Cabot, Ark. (Crowder JC)
17	Barrett Astin	RHP	So.	Forrest City, Ark. (Forrest City HS)
18	Tim Carver	INF	Sr.	Fayetteville, Ark. (Fayetteville HS)
19	Jake Wise	C	So.	Houston, Texas (Cypress Falls HS)
20	Matt Vinson	OF	Jr.	Alma, Ark. (Alma HS)
24	DJ Baxendale	RHP	Jr.	Jacksonville, Ark. (Sylvan Hills HS)
25	Dominic Ficociello	INF	So.	Fullerton, Calif. (Fullerton Union HS)
27	Jean Ramirez	C	Fr.	Ft. Worth, Texas (Boswell HS)
28	Conor Costello	OF/RHP	Fr.	Edmond, Okla. (Santa Fe HS)
30	Brandon Moore	RHP	So.	Van Buren, Ark. (Van Buren HS)
32	Randall Fant	LHP	Jr.	Texarkana, Texas (Texas HS)
33	Greg Milhorn	RHP	Fr.	Texarkana, Ark. (Arkansas HS)
34	Colby Suggs	RHP	So.	Sulphur Springs, Texas (Sulphur Springs HS)
35	Mark Reyes	LHP	Fr.	Hot Springs Village, Ark. (Jessieville HS)
36	Jeff Harvill	LHP	So.	Keithville, La. (Evangel Christian Academy)
37	Trent Daniel	LHP	Jr.	Bryant, Ark. (Arkansas-Fort Smith)
39	Chris Oliver	RHP	Fr.	Farmington, Ark. (Shiloh Christian HS)
45	Landon Simpson	RHP	Fr.	Magnolia, Ark. (Magnolia HS)
47	Tyler Wright	LHP	Jr.	Houston, Texas (San Jacinto CC)
51	Cade Lynch	LHP	Jr.	Jonesboro, Ark. (Panola JC)
55	Ryne Stanek	RHP	So.	Overland Park, Kan. (Blue Valley HS)



2012 Results

Date	Result	Opponent	Location
2/17	W, 11-5	Villanova	Fayetteville
2/18	W, 13-1	Villanova	Fayetteville
2/19	W, 17-1	Villanova	Fayetteville
2/21	W, 8-7	Northwestern State	Fayetteville
2/22	W, 6-2	Northwestern State	Fayetteville
2/24	W, 7-3	Valparaiso	Fayetteville
2/25	W, 4-3	Valparaiso	Fayetteville
2/26	L, 10-9 (10)	Valparaiso	Fayetteville
2/28	W, 5-0	BYU	Fayetteville
2/29	W, 8-1	BYU	Fayetteville
3/2	W, 3-1	vs. Texas Tech	Houston, Texas
3/3	L, 4-1	vs. Houston	Houston, Texas
3/4	W, 7-3	vs. #21 Texas	Houston, Texas
3/9	W, 4-0	Binghamton	Fayetteville
3/10	W, 5-3	Binghamton	Fayetteville
3/10	W, 6-0	Binghamton	Fayetteville
3/13	W, 1-0	Gonzaga	Fayetteville
3/14	W, 5-3	Gonzaga	Fayetteville
3/16	W, 4-3 (12)	Alabama*	Fayetteville
3/17	W, 8-4	Alabama*	Fayetteville
3/18	W, 7-4	Alabama*	Fayetteville
3/21	W, 10-2	Nevada	Fayetteville
3/23	L, 11-2	at Mississippi State*	Starkville, Miss.
3/24	W, 8-0	at Mississippi State*	Starkville, Miss.
3/25	W, 8-5 (11)	at Mississippi State*	Starkville, Miss.
3/30	L, 10-6	at #15 LSU*	Baton Rouge, La.
3/31	L, 2-1	at #15 LSU*	Baton Rouge, La.
4/1	L, 3-2 (11)	at #15 LSU*	Baton Rouge, La.
4/6	L, 4-2	Georgia*	Fayetteville
4/7	W, 8-3	Georgia*	Fayetteville
4/8	W, 8-0	Georgia*	Fayetteville
4/10	L, 4-0	at Oklahoma	Norman, Okla.
4/13	W, 8-7	#3 Kentucky*	Fayetteville
4/14	L, 5-4	#3 Kentucky-1*	Fayetteville
	L, 2-1	#3 Kentucky-2*	Fayetteville
4/17	W, 8-3	Stephen F. Austin-1	Fayetteville
	W, 4-3	Stephen F. Austin-2	Fayetteville
4/20	L, 8-2	at #22 Ole Miss*	Oxford, Miss.
4/21	L, 1-0	at #22 Ole Miss*	Oxford, Miss.
4/22	W, 11-3	at #22 Ole Miss*	Oxford, Miss.
4/24	W, 6-1	Oral Roberts	Fayetteville
4/27	L, 3-2	at #5 Florida*	Gainesville, Fla.
4/28	W, 5-1	at #5 Florida*	Gainesville, Fla.
4/29	W, 3-1 (10)	at #5 Florida*	Gainesville, Fla.
5/1	W, 6-3	Missouri	Fayetteville
5/2	W, 2-0	Missouri	Fayetteville
5/4	L, 8-6 (10)	#5 South Carolina*	Fayetteville
5/5	W, 7-6	#5 South Carolina*	Fayetteville
5/6	L, 10-7	#5 South Carolina*	Fayetteville
5/10	L, 3-2 (10)	Auburn*	Fayetteville
5/11	W, 5-4	Auburn*	Fayetteville
5/12	L, 12-5	Auburn*	Fayetteville
5/15	W, 6-5 (10)	Louisiana Tech	N. Little Rock, Ark.
5/17	W, 8-0	at Tennessee*	Knoxville, Tenn.
5/18	W, 10-3	at Tennessee*	Knoxville, Tenn.
5/19	W, 8-2	at Tennessee*	Knoxville, Tenn.
5/22	L, 9-1	vs. #24 Mississippi State!	Hoover, Ala.
5/23	L, 2-0	vs. Ole Miss!	Hoover, Ala.
6/1	W, 5-4	vs. Sam Houston State+	Houston, Texas
6/2	W, 1-0	at Rice+	Houston, Texas
6/3	W, 5-1	at Sam Houston State+	Houston, Texas
6/9	L, 8-1	at #4 Baylor\$	Waco, Texas
6/10	W, 5-4	at #4 Baylor\$	Waco, Texas
6/11	W, 1-0 (10)	at #4 Baylor\$	Waco, Texas
6/16	W, 8-1	vs. Kent State#	Omaha, Neb.
6/18	W, 2-1	vs. #7 South Carolina#	Omaha, Neb.
6/21	L, 2-0	vs. #7 South Carolina#	Omaha, Neb.
6/22	L, 3-2	vs. #7 South Carolina#	Omaha, Neb.

* - SEC; ! - SEC Tournament; + - NCAA Houston Regional;
\$ - NCAA Waco Super Regional; # - College World Series



BIG SECOND HALF LEADS TO EIGHTH CWS APPEARANCE

Overall Record: 40-25 | **SEC Record:** 17-12
SEC Finish: 5th Overall/3rd in Western Division
SEC Tournament Finish: 5th
College World Series Finish: 7th
All-America Selections: Andrew Benintendi, OF; Keaton McKinney, RHP (Freshman)
CWS All-Tournament Selections: None
SEC Player of the Year: Andrew Benintendi, OF
Golden Spikes Award: Andrew Benintendi, OF
All-SEC Selections: Andrew Benintendi, OF; Zach Jackson, RHP; Keaton McKinney, RHP (Freshman); Bobby Wernes, 3B (Defense)
All-SEC Tournament Selections: None

2015 Roster

Head Coach: Dave Van Horn
Assistant Coaches: Tony Vitello, Dave Jorn, Christian Kowalchuck, Tim Carver, Jake Wise

No.	Name	Pos.	Yr.	Hometown (Last School)
1	Rick Nomura	INF	Jr.	Waipahu, Hawaii (Alvin CC)
3	Michael Bernal	INF	Jr.	El Paso, Texas (New Mexico JC)
5	Brett McAfee	INF	Jr.	Longview, Texas (Panola JC)
6	Blake Wiggins	INF/C	Fr.	Little Rock, Ark. (Pulaski Academy)
7	Bobby Wernes	INF	Jr.	Overland Park, Kan. (Neosho CC)
8	Tyler Spoon	OF/INF	Jr.	Van Buren, Ark. (Van Buren HS)
9	Clark Eagan	OF/INF	So.	Appleton, Wis. (Appleton North HS)
10	Joe Serrano	OF	Sr.	Tucson, Ariz. (Salpointe Catholic HS)
11	Keaton McKinney	RHP/1B	Fr.	Ankeny, Iowa (Centennial HS)
12	Max Hogan	INF	Jr.	Belton, Texas (McLennan CC)
13	Josh Alberius	RHP	So.	Little Rock, Ark. (Little Rock Christian Academy)
14	Matt Campbell	INF	Jr.	Chesapeake, Va. (McLennan CC)
16	Andrew Benintendi	OF	So.	Cincinnati, Ohio (Madeira HS)
17	Luke Bonfield	OF	Fr.	Skillman, N.J. (IMG Academy)
20	Carson Shaddy	C/OF	Fr.	Fayetteville, Ark. (Fayetteville HS)
21	Trey Killian	RHP	Jr.	Mountain Home, Ark. (Mountain Home HS)
24	Chad Spanberger	C/1B	Fr.	Granite City, Ill. (Granite City HS)
25	Dominic Taccolini	RHP	So.	Sugar Land, Texas (Kempner HS)
26	Jack Benninghoff	OF	Fr.	Overland Park, Kan. (Rockhurst HS)
27	Tucker Pennell	C	Jr.	Georgetown, Texas (Temple JC)
28	James Teague	RHP	So.	Bartlesville, Okla. (Bartlesville HS)
29	Cullen Gassaway	INF	Jr.	Bedford, Texas (Blinn JC)
30	Jacob Stone	RHP	Sr.	Fort Worth, Texas (Weatherford JC)
32	Zach Jackson	RHP	So.	Berryhill, Okla. (Berryhill HS)
33	Krisjon Wilkerson	OF	Sr.	Bay St. Louis, Miss. (Pearl River CC)
34	Parker Sanburn	RHP	Fr.	Kokomo, Ind. (Kokomo HS)
35	Jackson Lowery	RHP	Sr.	Little Rock, Ark. (Meridian CC)
36	Cannon Chadwick	RHP	So.	Paris, Texas (Paris JC)
38	Lance Phillips	RHP	Sr.	Nacogdoches, Texas (Bossier Parish CC)
39	Kyle Pate	LHP	Fr.	Fayetteville, Ark. (Fayetteville HS)
40	Kevin Silky	INF	Fr.	Dublin, Calif. (Dublin HS)
41	Darien Simms	OF	Fr.	Spring, Texas (Northland Christian HS)
44	Alex Gosser	C	So.	North Little Rock, Ark. (North Little Rock HS)
48	Jonah Patten	RHP	Fr.	Indianapolis, Ind. (Norwell HS)
49	Ryan Fant	LHP	Fr.	Texarkana, Texas (Texas HS)



2015 Results

Date	Result	Opponent	Location
2/13	W, 11-4	North Dakota	Fayetteville
2/14	W, 13-2	North Dakota	Fayetteville
2/14	W, 12-1	North Dakota	Fayetteville
2/20	L, 9-5	vs. #22 UCF	Mobile, Ala.
2/21	W, 7-0	at South Alabama	Mobile, Ala.
2/22	L, 13-6	vs. #13 Maryland	Mobile, Ala.
3/2	W, 4-1	Eastern Illinois	Fayetteville
3/2	W, 8-1	Eastern Illinois	Fayetteville
3/3	W, 7-0	Eastern Illinois	Fayetteville
3/6	W, 2-1	Loyola Marymount	Fayetteville
3/7	W, 13-7	Loyola Marymount	Fayetteville
3/8	L, 9-0	Loyola Marymount	Fayetteville
3/10	L, 6-2	Gonzaga	Fayetteville
3/11	L, 15-5	Gonzaga	Fayetteville
3/14	L, 8-7 (12)	at #5 Vanderbilt-1*	Nashville, Tenn.
	L, 9-1	at #5 Vanderbilt-2*	Nashville, Tenn.
3/15	L, 1-0	at #5 Vanderbilt*	Nashville, Tenn.
3/17	W, 4-3	Southeast Missouri St.	Fayetteville
3/18	L, 12-11	Southeast Missouri St.	Fayetteville
3/19	W, 5-1	#1 LSU*	Fayetteville
3/20	L, 16-3	#1 LSU*	Fayetteville
3/21	L, 7-4	#1 LSU*	Fayetteville
3/24	L, 5-4	Memphis	N. Little Rock, Ark.
3/25	W, 7-3	at Memphis	Memphis, Tenn.
3/26	W, 10-3	Ole Miss*	Fayetteville
3/27	L, 5-4	Ole Miss*	Fayetteville
3/28	W, 5-2	Ole Miss*	Fayetteville
3/31	L, 2-0	Missouri State	Fayetteville
4/3	W, 10-7	at Auburn*	Auburn, Ala.
4/4	L, 3-2	at Auburn*	Auburn, Ala.
4/5	W, 6-4	at Auburn*	Auburn, Ala.
4/7	W, 8-1	Miss. Valley State	Fayetteville
4/8	W, 14-0	Miss. Valley State	Fayetteville
4/10	W, 5-3	Kentucky*	Fayetteville
4/11	L, 16-4	Kentucky*	Fayetteville
4/12	W, 7-3	Kentucky*	Fayetteville
4/14	W, 8-2	Stephen F. Austin	Fayetteville
4/15	W, 15-3	Stephen F. Austin	Fayetteville
4/18	L, 16-3	at #1 Texas A&M-1*	College Station, Texas
	W, 9-8	at #1 Texas A&M-2*	College Station, Texas
4/19	W, 8-2	at #1 Texas A&M*	College Station, Texas
4/24	W, 7-6	Mississippi State*	Fayetteville
4/25	W, 6-1	Mississippi State*	Fayetteville
4/26	L, 2-1	Mississippi State*	Fayetteville
4/30	W, 5-1	at Alabama*	Tuscaloosa, Ala.
5/1	W, 8-4	at Alabama*	Tuscaloosa, Ala.
5/2	W, 4-0	at Alabama*	Tuscaloosa, Ala.
5/8	L, 5-4	Tennessee*	Fayetteville
5/10	W, 5-2	Tennessee*	Fayetteville
5/12	W, 6-2	at Creighton	Omaha, Neb.
5/14	L, 10-1	at Georgia*	Athens, Ga.
5/15	W, 9-0	at Georgia*	Athens, Ga.
5/16	W, 8-1	at Georgia*	Athens, Ga.
5/19	W, 2-1	vs. Tennessee!	Hoover, Ala.
5/20	W, 7-6	vs. Florida!	Hoover, Ala.
5/21	L, 10-5	vs. LSU!	Hoover, Ala.
5/22	L, 10-0	vs. Florida!	Hoover, Ala.
5/29	W, 8-6	vs. Oral Roberts+	Stillwater, Okla.
5/30	W, 7-5	at #11 Oklahoma St.+	Stillwater, Okla.
5/31	W, 4-3	vs. St. John's+	Stillwater, Okla.
6/5	W, 18-4	#9 Missouri State\$	Fayetteville
6/6	L, 3-1	#9 Missouri State\$	Fayetteville
6/7	W, 3-2	#9 Missouri State\$	Fayetteville
6/13	L, 5-3	vs. Virginia#	Omaha, Neb.
6/15	L, 4-3	vs. Miami#	Omaha, Neb.

* - SEC; ! - SEC Tournament; + - NCAA Stillwater Regional;
 \$ - NCAA Fayetteville Super Regional; # - College World Series

HISTORY AND RECORDS

A || 2018 COLLEGE WORLD SERIES



EXPERIENCE LEADS HOGS TO NINTH CWS; RUNNER-UP FINISH

Overall Record: 48-21 | **SEC Record:** 18-12

SEC Finish: T-2nd Overall/ T-1st in Western Division

SEC Tournament Finish: T-3rd

College World Series Finish: Runner-up

All-America Selections: Blaine Knight, RHP; Carson Shaddy, INF; Casey Martin, INF (Freshman); Heston Kjerstad, OF (Freshman)

CWS All-Tournament Selections: Jared Gates, 1B; Casey Martin, 3B; Dominic Fletcher, OF; Heston Kjerstad, OF; Blaine Knight, RHP

SEC Freshman of the Year: Heston Kjerstad, OF

All-SEC Selections: Heston Kjerstad, OF; Carson Shaddy, INF; Eric Cole, OF; Blaine Knight, RHP; Casey Martin, INF; Grant Koch, C (Defense); Dominic Fletcher, OF (Defense)

All-SEC Tournament Selections: Casey Martin, INF

2018 Roster

Head Coach: Dave Van Horn

Assistant Coaches: Wes Johnson, Nate Thompson, Craig Parry, Colby Suggs, Jake Arledge


No.	Name	Pos.	Yr.	Hometown (Last School)
3	Jared Gates	INF	Sr.	Wichita, Kan. (Iowa West. CC)
4	Bryce Bonnin	RHP	Fr.	Mont Belvieu, Texas (Barbers Hill HS)
5	Jacob Nesbit	INF	Fr.	Coppell, Texas (Coppell HS)
6	Hunter Wilson	INF	R-Jr.	Spiro, Okla. (Eastern OK St. JC)
7	Jack Kenley	INF	So.	Germantown, Tenn. (Houston HS)
8	Eric Cole	OF	Jr.	Southlake, Texas (Southlake Carroll HS)
9	Jax Blggers	INF	Jr.	Missouri City, Texas (Cisco JC)
10	Easton Murrell	INF	Fr.	Prosper, Texas (Prosper HS)
11	Keaton McKinney	RHP	R-Jr.	Ankeny, Iowa (Centennial HS)
12	Casey Opitz	C/INF	Fr.	Centennial, Colo. (Heritage HS)
13	Jordan McFarland	INF	So.	Waterloo, Ill. (Waterloo HS)
14	Cole Turney	OF	Fr.	Richmond, Texas (Fort Bend Travis HS)
15	Casey Martin	INF	Fr.	Lonoke, Ark. (Lonoke HS)
16	Blaine Knight	RHP	Jr.	Bryant, Ark. (Bryant HS)
17	Luke Bonfield	OF	Sr.	Skillman, N.J. (IMG Academy)
18	Heston Kjerstad	OF	Fr.	Amarillo, Texas (Randall HS)
19	Brady Disher	C/INF	Fr.	Trophy Club, Texas (Byron Nelson HS)
20	Carson Shaddy	INF	R-Sr.	Fayetteville, Ark. (Fayetteville HS)
21	Kacey Murphy	LHP	Jr.	Rogers, Ark. (Rogers Heritage HS)
22	Ben McClain	OF	Fr.	Lee's Summit, Mo. (Lee's Summit West HS)
24	Dominic Fletcher	OF	So.	Cypress, Calif. (Cypress HS)
26	Ryan Drake	INF	Fr.	Grapevine, Texas (Grapevine HS)
27	Evan Lee	LHP/OF	So.	Bryant, Ark. (Bryant HS)
28	Kole Ramage	RHP	Fr.	Southlake, Texas (Southlake Carroll HS)
29	Angus Denton	RHP	So.	Beebe, Ark. (Beebe HS)
31	Caleb Bolden	RHP	Fr.	Texarkana, Texas (Pleasant Grove HS)
32	Matt Cronin	LHP	So.	Navarre, Fla. (Navarre HS)
33	Grant Koch	C	Jr.	Fayetteville, Ark. (Fayetteville HS)
34	Jake Reindl	RHP	Jr.	Fayetteville, Ark. (Shiloh Christian)
35	Jacob Kostyshock	RHP	So.	O'Fallon, Mo. (Francis Howell HS)
37	Weston Rogers	LHP	Jr.	Springdale, Ark. (Har-Ber HS)
44	Derek Ripp	INF	Fr.	Olathe, Kan. (St. James Academy HS)
45	Kevin Koppas	RHP	R-So.	Sugar Land, Texas (George Ranch HS)
46	Barrett Loseke	RHP	Jr.	Tulsa, Okla. (Jenks HS)
47	Hunter Milligan	LHP	Fr.	Greenbrier, Ark. (Greenbrier HS)
48	Zack Plunkett	C	R-Jr.	Hurst, Texas (TCU)
55	Isaiah Campbell	RHP	R-So.	Olathe, Kan. (Olathe South HS)
57	Cody Scroggins	RHP	R-So.	Bentonville, Ark. (Bentonville HS)
88	Zebulon Vermillion	RHP	Fr.	Prairie Village, Kan. (Shawnee Mission East)
99	Jackson Rutledge	RHP	Fr.	St. Louis, Mo. (Rockwood Summit HS)



2018 Results

Date	Result	Opponent	Location
2/16	W, 14-2	Bucknell	Fayetteville
2/17	W, 32-4	Bucknell	Fayetteville
2/18	W, 3-1	Bucknell	Fayetteville
2/21	W, 1-0	vs. Arizona@	San Diego, Calif.
2/23	L, 4-3	vs. Cal Poly^	San Diego, Calif.
2/24	W, 5-2	at San Diego State^	San Diego, Calif.
2/25	L, 7-6	at San Diego^	San Diego, Calif.
2/28	W, 18-1	Dayton	Fayetteville
3/1	W, 11-0	Dayton	Fayetteville
3/2	W, 4-0	USC	Fayetteville
3/3	L, 3-1	USC	Fayetteville
3/4	W, 7-6 (8)	USC	Fayetteville
3/9	W, 7-2	Kent State-1	Fayetteville
	L, 10-4	Kent State-2	Fayetteville
3/11	W, 11-4	Kent State	Fayetteville
3/13	W, 13-4	Texas	Fayetteville
3/14	W, 7-5	Texas	Fayetteville
3/16	W, 9-4	#4 Kentucky*	Fayetteville
3/17	W, 14-2	#4 Kentucky-1*	Fayetteville
	W, 16-9	#4 Kentucky-2*	Fayetteville
3/21	L, 6-3	at Charlotte	Charlotte, N.C.
3/23	W, 6-3	at #2 Florida*	Gainesville, Fla.
3/24	L, 17-2	at #2 Florida*	Gainesville, Fla.
3/25	L, 5-4	at #2 Florida*	Gainesville, Fla.
3/27	W, 8-7	at Memphis-	Memphis, Tenn.
3/29	W, 6-4	at #4 Ole Miss*	Oxford, Miss.
3/30	L, 5-4	at #4 Ole Miss*	Oxford, Miss.
3/31	L, 11-10	at #4 Ole Miss*	Oxford, Miss.
4/3	W, 10-9 (10)	ULM	Fayetteville
4/4	W, 4-0	ULM	Fayetteville
4/6	W, 3-1	#13 Auburn*	Fayetteville
4/7	W, 13-2	#13 Auburn*	Fayetteville
4/8	W, 5-4	#13 Auburn*	Fayetteville
4/10	W, 7-6	Grambling State&	North Little Rock, Ark.
4/12	L, 3-2	South Carolina*	Fayetteville
4/14	W, 2-0	South Carolina-1*	Fayetteville
	W, 3-0	South Carolina-2*	Fayetteville
4/17	W, 11-7	Missouri State	Fayetteville
4/20	L, 6-5	at Mississippi State*	Starkville, Miss.
4/21	L, 5-3	at Mississippi State-1*	Starkville, Miss.
	L, 7-5	at Mississippi State-2*	Starkville, Miss.
4/24	W, 5-1	#4 Texas Tech	Fayetteville
4/27	W, 7-3	Alabama*	Fayetteville
4/28	W, 7-4	Alabama*	Fayetteville
4/29	W, 9-7	Alabama*	Fayetteville
5/4	W, 5-4	at LSU*	Baton Rouge, La.
5/5	L, 6-4	at LSU*	Baton Rouge, La.
5/6	L, 7-5	at LSU*	Baton Rouge, La.
5/11	W, 9-3	#21 Texas A&M*	Fayetteville
5/12	W, 3-1	#21 Texas A&M*	Fayetteville
5/13	W, 6-3	#21 Texas A&M*	Fayetteville
5/17	W, 8-6	at #13 Georgia*	Athens, Ga.
5/18	L, 8-7 (10)	at #13 Georgia*	Athens, Ga.
5/19	L, 3-2	at #13 Georgia*	Athens, Ga.
5/23	W, 13-8	vs. South Carolina\$	Hoover, Ala.
5/25	W, 8-2	vs. Florida\$	Hoover, Ala.
5/26	L, 2-1	vs. LSU\$	Hoover, Ala.
6/1	W, 10-2	Oral Roberts!	Fayetteville
6/2	W, 10-2	Southern Miss!	Fayetteville
6/3	W, 4-3	Dallas Baptist!	Fayetteville
6/9	W, 9-3	South Carolina%	Fayetteville
6/10	L, 8-5	South Carolina%	Fayetteville
6/11	W, 14-4	South Carolina%	Fayetteville
6/17	W, 11-5	Texas+	Omaha, Neb.
6/20	W, 7-4	Texas Tech+	Omaha, Neb.
6/22	W, 5-2	Florida+	Omaha, Neb.
6/26	W, 4-1	Oregon State+	Omaha, Neb.
6/27	L, 5-3	Oregon State+	Omaha, Neb.
6/28	L, 5-0	Oregon State+	Omaha, Neb.

@ - Tony Gwynn Stadium; ^ - Tony Gwynn Legacy Tournament; * - SEC; ~ - AutoZone Park & - Dickey-Stephens Park; \$ - SEC Tournament; ! - NCAA Fayetteville Regional; % - NCAA Fayetteville Super Regional; + - College World Series



HOGS MAKE BACK-TO-BACK TRIPS TO OMAHA FOR FIRST TIME

Overall Record: 46-20 | **SEC Record:** 20-10

SEC Finish: T-2nd Overall/ T-1st in Western Division

SEC Tournament Finish: T-5th

College World Series Finish: T-7th

All-America Selections: Isaiah Campbell, RHP; Matt Cronin, RHP; Jack Kenley, INF; Connor Noland, RHP (Freshman)

All-SEC Selections: Trevor Ezell, 1B; Casey Martin, SS; Dominic Fletcher, OF; Heston Kjerstad, OF; Matt Goodheart, DH/UT; Matt Cronin, RP; Patrick Wicklander, SP (Freshman); Connor Noland, SP (Freshman); Christian Franklin, OF (Freshman); Trevor Ezell, 1B (Defense); Dominic Fletcher, OF (Defense).

All-SEC Tournament Selections: Matt Goodheart, DH

2019 Roster

Head Coach: Dave Van Horn

Assistant Coaches: Nate Thompson, Matt Hobbs, Taylor Smart

No.	Name	Pos.	Yr.	Hometown (Last School)
3	Zack Gregory	INF	Fr.	Keller, Texas (Timber Creek HS)
4	Trevor Ezell	INF	R-Sr.	Bryant, Ark. (SE Missouri State)
5	Jacob Nesbit	INF	R-Fr.	Coppell, Texas (Coppell HS)
7	Jack Kenley	INF	Jr.	Germantown, Tenn. (Houston HS)
8	Jordan McFarland	INF	Jr.	Waterloo, Ill. (Waterloo HS)
10	Matt Goodheart	INF/OF	So.	Magnolia, Ark. (San Jacinto CC)
12	Casey Opitz	C/INF	So.	Centennial, Colo. (Heritage HS)
13	Connor Noland	RHP	Fr.	Greenwood, Ark. (Greenwood HS)
14	Caleb Denny	INF	Fr.	Owasso, Okla. (Owasso HS)
15	Casey Martin	INF	So.	Lonoke, Ark. (Lonoke HS)
16	Andrew Stanley	C	Fr.	Searcy, Ark. (IMG Academy)
17	Trey Harris	OF	Fr.	Little Rock, Ark. (LR Christian Academy)
18	Heston Kjerstad	OF	So.	Amarillo, Texas (Randall HS)
19	Coby Boulware	INF	So.	Anthem, Ariz. (TCU)
20	Elijah Trest	RHP	Fr.	White Oak, Texas (White Oak HS)
21	Jacob Burton	RHP	Fr.	Diana, Texas (New Diana HS)
22	Curtis Washington Jr.	OF/INF	Fr.	West Memphis, Ark. (Academies of West Memphis HS)
24	Dominic Fletcher	OF	Jr.	Cypress, Calif. (Cypress HS)
25	Christian Franklin	OF	Fr.	Overland Park, Kan. (Rockhurst HS)
26	Travis Hester	RHP	Fr.	College Station, Texas (College Station HS)
27	Dillon Lifrieri	OF/INF	Fr.	Wilton, Ct. (Wilton HS)
28	Kole Ramage	RHP	So.	Southlake, Texas (Southlake Carroll HS)
29	Angus Denton	RHP	R-So.	Beebe, Ark. (Beebe HS)
31	Caleb Bolden	RHP	So.	Texarkana, Texas (Pleasant Grove HS)
32	Matt Cronin	LHP	Jr.	Navarre, Fla. (Navarre HS)
33	Patrick Wicklander	LHP	Fr.	San Jose, Calif. (Valley Christian HS)
34	Steven Sanchez	LHP	Fr.	Mundelein, Ill. (Mundelein HS)
35	Jacob Kostyshock	RHP	Jr.	O'Fallon, Mo. (Francis Howell HS)
37	Caden Monke	LHP	Fr.	Mt. Olive, Ill. (Mt. Olive HS)
39	Evan Taylor	LHP	Fr.	Florence, Ala. (Florence HS)
44	Collin Taylor	RHP	R-So.	Florence, Ala. (Walters State CC)
45	Kevin Koppis	RHP	R-Jr.	Sugar Land, Texas (George Ranch HS)
46	Carter Sells	RHP	Fr.	Brentwood, Tenn. (Ravenwood HS)
48	Zack Plunkett	C	R-Jr.	Hurst, Texas (TCU)
49	Liam Henry	LHP	Fr.	Kansas City, Mo. (Park Hill HS)
54	Will Barker	RHP	Fr.	Sherwood, Ark. (Pulaski Academy)
55	Isaiah Campbell	RHP	R-Jr.	Olathe, Kan. (Olathe South HS)
57	Cody Scroggins	RHP	R-Jr.	Bentonville, Ark. (Bentonville HS)
88	Zebulon Vermillion	RHP	So.	Prairie Village, Kan. (Shawnee Mission East)



2019 Results

Date	Result	Opponent	Location
2/16	W, 15-7	Eastern Illinois-2	Fayetteville
	W, 12-3	Eastern Illinois-2	Fayetteville
2/17	W, 3-2	Eastern Illinois	Fayetteville
2/21	W, 6-3	at USC	Los Angeles, Calif.
2/22	W, 8-6	at USC	Los Angeles, Calif.
2/23	WL, 6-4 (10)	at USC	Los Angeles, Calif.
2/27	W, 10-3	Memphis	Fayetteville
3/1	W, 3-1	Stony Brook-1	Fayetteville
	W, 4-3	Stony Brook-2	Fayetteville
3/2	W, 15-7	Stony Brook	Fayetteville
3/6	W, 9-2	Charlotte	Fayetteville
3/8	W, 4-2	Louisiana Tech	Fayetteville
3/9	L, 12-7	Louisiana Tech	Fayetteville
3/10	W, 11-0	Louisiana Tech	Fayetteville
3/12	W, 8-0	Western Illinois	Fayetteville
3/13	W, 11-1 (8)	Western Illinois	Fayetteville
3/15	W, 2-0	Missouri*	Fayetteville
3/16	W, 4-3	Missouri*	Fayetteville
3/17	W, 3-2	Missouri*	Fayetteville
3/19	at #9 Texas		Austin, Texas
3/20	L, 7-6	at #9 Texas	Austin, Texas
3/22	W, 12-3	at Alabama*	Tuscaloosa, Ala.
3/23	L, 10-0	at Alabama*	Tuscaloosa, Ala.
3/24	W, 10-2	at Alabama*	Tuscaloosa, Ala.
3/26	W, 8-2	at Missouri State	Springfield, Mo.
3/29	W, 5-3	#21 Ole Miss*	Fayetteville
3/30	L, 4-3	#21 Ole Miss*	Fayetteville
3/31	L, 10-5	#21 Ole Miss*	Fayetteville
4/2	L, 17-7	Little Rock	Fayetteville
4/5	L, 6-3	at #15 Auburn-1*	Auburn, Ala.
	W, 9-6 (15)	at #15 Auburn-2*	Auburn, Ala.
4/6	W, 8-0	at #15 Auburn*	Auburn, Ala.
4/9	W, 15-8	Oral Roberts	Fayetteville
4/12	L, 3-2	at #6 Vanderbilt*	Nashville, Tenn.
4/13	L, 12-2	at #6 Vanderbilt*	Nashville, Tenn.
4/14	W, 14-12	at #6 Vanderbilt*	Nashville, Tenn.
4/16	W, 16-4 (7)	Arkansas-Pine Bluff	Fayetteville
4/18	W, 5-3	#2 Mississippi State*	Fayetteville
4/19	W, 12-5	#2 Mississippi State*	Fayetteville
4/20	W, 10-2	#2 Mississippi State*	Fayetteville
4/23	W, 19-2	Northwestern State	Fayetteville
4/24	L, 10-7	Northwestern State	Fayetteville
4/26	W, 11-9	#18 Tennessee*	Fayetteville
4/27	W, 15-3	#18 Tennessee*	Fayetteville
4/28	W, 4-3 (10)	#18 Tennessee*	Fayetteville
4/30	W, 17-3	Grambling State&	North Little Rock, Ark.
5/3	W, 5-2	at Kentucky*	Lexington, Ky.
5/5	W, 9-1	at Kentucky-1*	Lexington, Ky.
5/5	L, 4-3	at Kentucky-2*	Lexington, Ky.
5/9	W, 14-4	#15 LSU*	Fayetteville
5/10	W, 11-6	#15 LSU*	Fayetteville
5/11	L, 3-2	#15 LSU*	Fayetteville
5/16	W, 7-3	at #17 Texas A&M*	College Station, Texas
5/17	L, 6-2	at #17 Texas A&M*	College Station, Texas
5/18	L, 6-1	at #17 Texas A&M*	College Station, Texas
5/22	W, 5-3	vs. Ole Miss\$	Hoover, Ala.
5/23	L, 3-1	vs. Georgia\$	Hoover, Ala.
5/24	L, 3-2	vs. Ole Miss\$	Hoover, Ala.
5/31	W, 11-5	Central Connecticut State!	Fayetteville
6/1	W, 3-1	TCU!	Fayetteville
6/2	W, 6-0	TCU!	Fayetteville
6/8	W, 11-2	Ole Miss%	Fayetteville
6/9	L, 13-5	Ole Miss%	Fayetteville
6/10	W, 14-1	Ole Miss%	Fayetteville
6/15	L, 1-0	Florida State+	Omaha, Neb.
6/17	L, 5-4	Texas Tech+	Omaha, Neb.

* - SEC; & - Dickey-Stephens Park; \$ - SEC Tournament; ! - NCAA Fayetteville Regional; % - NCAA Fayetteville Super Regional; + - College World Series

HISTORY AND RECORDS

NCAA Tournament (79-66, .545)

Regional Record:	60-41 (.594)
Super Regional Record:	13-8 (.619)
CWS Record:	15-20 (.429)

2019 College World Series (0-2)

TD Ameritrade Park • Omaha, Neb.		
Florida State	L	1-0
Texas Tech	L	5-4

2019 Fayetteville Super Regional (2-1)

Baum-Walker Stadium • Fayetteville, Ark.		
Ole Miss	W	11-2
Ole Miss	L	13-5
Ole Miss	W	14-1

2019 Fayetteville Regional (3-0)

Baum-Walker Stadium • Fayetteville, Ark.		
Central Connecticut St.	W	11-5
TCU	W	3-1
TCU	W	6-0

2018 College World Series (4-2)

TD Ameritrade Park • Omaha, Neb.		
Texas	W	11-5
Texas Tech	W	7-4
Florida	W	5-2
Oregon State	W	4-1
Oregon State	L	5-3
Oregon State	L	5-0

2018 Fayetteville Super Regional (2-1)

Baum Stadium • Fayetteville, Ark.		
South Carolina	W	9-3
South Carolina	L	8-5
South Carolina	W	14-4

2018 Fayetteville Regional (3-0)

Baum Stadium • Fayetteville, Ark.		
Oral Roberts	W	10-2
Southern Miss	W	10-2
Dallas Baptist	W	4-3

2017 Fayetteville Regional (3-2)

Baum Stadium • Fayetteville, Ark.		
Oral Roberts	W	3-0
Missouri State	L	5-4
Oral Roberts	W	4-3
Missouri State	W	11-10
Missouri State	L	3-2

2015 Stillwater Regional (3-0)

Allie P. Reynolds Stadium • Stillwater, Okla.		
Oral Roberts	W	8-6
Oklahoma State	W	7-5
St. John's	W	4-3

2015 Fayetteville Super Regional (2-1)

Baum Stadium • Fayetteville, Ark.		
Missouri State	W	18-4
Missouri State	L	3-1
Missouri State	W	3-2

2015 College World Series (0-2)

TD Ameritrade Park • Omaha, Neb.		
Virginia	L	5-3
Miami (Fla.)	L	4-3

2014 Charlottesville Regional (2-2)

Davenport Field • Charlottesville, Va.		
Liberty	W	3-2
Virginia	L	3-0
Bucknell	W	10-0
Virginia	L	9-2

2013 Manhattan Regional (2-2)

Tointon Stadium • Manhattan, Kan.		
Bryant	L	4-1
Wichita State	W	3-1
Bryant	W	12-3
Kansas State	L	4-3

2012 Houston Regional (3-0)

Reckling Park • Houston, Texas		
Sam Houston State	W	5-4
Rice	W	1-0
Sam Houston State	W	5-1

2012 Waco Super Regional (2-1)

Baylor Ballpark • Waco, Texas		
Baylor	L	8-1
Baylor	W	5-4
Baylor	W	1-0 (10)

2012 College World Series (2-2)

T.D. Ameritrade Park • Omaha, Neb.		
Kent State	W	8-1
South Carolina	W	2-1
South Carolina	L	2-0
South Carolina	L	3-2

2011 Tempe Regional (2-2)

Packard Stadium • Tempe, Ariz.		
Charlotte	L	3-2
New Mexico	W	3-0
Charlotte	W	11-3
Arizona State	L	13-4

2010 Fayetteville Regional (3-1)

Baum Stadium • Fayetteville, Ark.		
Grambling State	W	19-7
Washington State	W	6-4
Washington State	L	10-7
Washington State	W	7-2

2010 Tempe Super Regional (0-2)

Packard Stadium • Tempe, Ariz.		
Arizona State	L	7-6 (12)
Arizona State	L	7-5 (12)

2009 Norman Regional (3-0)

Mitchell Park • Norman, Okla.		
Washington State	W	10-3
Oklahoma	W	17-6
Oklahoma	W	11-0

2009 Tallahassee Super Regional (2-0)

Howser Stadium • Tallahassee, Fla.		
Florida State	W	7-2
Florida State	W	9-8

2009 College World Series (2-2)

Rosenblatt Stadium • Omaha, Neb.		
Cal State Fullerton	W	10-6
LSU	L	9-1
Virginia	W	4-3 (12)
LSU	L	14-5

2008 Stanford Regional (0-2)

Klein Field • Palo Alto, Calif.		
Pepperdine	L	4-3
Stanford	L	5-1

2007 Fayetteville Regional (2-2)

Baum Stadium • Fayetteville, Ark.		
Albany	W	9-0
Oklahoma State	L	14-3
Creighton	W	6-0
Oklahoma State	L	7-6

2006 Fayetteville Regional (1-2)

Baum Stadium • Fayetteville, Ark.		
Oral Roberts	L	4-3 (11)
Princeton	W	6-2
Oklahoma State	L	6-5

2005 Austin Regional (2-2)

Disch-Falk Field • Austin, Texas		
Miami (Ohio)	W	9-5
Texas	W	9-2
Texas	L	19-8
Texas	L	5-2

2004 Fayetteville Regional (4-1)

Baum Stadium • Fayetteville, Ark.		
Le Moyne	W	4-1
Wichita State	L	4-3
Missouri	W	10-7
Wichita State	W	11-9
Wichita State	W	4-3

2004 Fayetteville Super Regional (2-0)

Baum Stadium • Fayetteville, Ark.		
Florida State	W	7-5
Florida State	W	4-2

2004 College World Series (0-2)

Rosenblatt Stadium • Omaha, Neb.		
Texas	L	13-2
Arizona	L	7-2

2003 Austin Regional (1-2)

Disch-Falk Field • Austin, Texas		
Lamar	L	3-2
Bucknell	W	10-7
Lamar	L	7-6

2002 Wichita Regional (3-0)

Eck Stadium • Wichita, Kan.		
Oklahoma	W	8-5
Oral Roberts	W	7-6
Oral Roberts	W	11-6

2002 Clemson Super Regional (1-2)

Kingsmore Stadium • Clemson, S.C.		
Clemson	W	9-6
Clemson	L	8-7
Clemson	L	7-4

1999 Fayetteville Regional (1-2)

Baum Stadium • Fayetteville, Ark.		
Delaware	W	10-6
SMS	L	9-8 (10)
Clemson	L	12-4

1998 Midwest Regional (1-2)

Eck Stadium • Wichita, Kan.		
Arizona State	L	8-4
Wichita State	W	3-2 (11)
Georgia Tech	L	2-0

1996 Central II Regional (0-2)

Dan Law Field • Lubbock, Texas		
Oklahoma State	L	6-5
Southern California	L	15-5

1995 Midwest I Regional (0-2)

Eck Stadium • Wichita, Kan.		
Stanford	L	10-3
Texas Tech	L	14-10

1990 Midwest Regional (0-2)

Eck Stadium • Wichita, Kan.		
Fordham	L	8-5
Wichita State	L	7-6



1989 Northeast Regional (4-1)

Municipal Stadium • Waterbury, Conn.		
Le Moyne	L	7-5
George Washington	W	8-2
Illinois	W	9-2
Arizona State	W	1-0
Le Moyne	W	6-5

1989 College World Series (1-2)

Rosenblatt Stadium • Omaha, Neb.		
Wichita State	L	3-2
North Carolina	W	7-3
Wichita State	L	8-4

1988 Midwest Regional (0-2)

Allie P. Reynolds Stadium • Stillwater, Okla.		
Loyola-Marymount	L	8-3
Oklahoma State	L	13-7

1987 NCAA South I Regional (4-0)

Joe W. Davies Stadium • Huntsville, Ala.		
Middle Tenn. State	W	10-7
West Virginia	W	7-2
Clemson	W	6-5 (10)
Clemson	W	4-2

1987 College World Series (1-2)

Rosenblatt Stadium • Omaha, Neb.		
Texas	L	13-6
Georgia	W	5-4
LSU	L	5-2

1986 NCAA Midwest Regional (1-2)

Allie P. Reynolds Stadium • Stillwater, Okla.		
Oregon State	W	4-3
Stanford	L	2-0
Oregon State	L	1-0

1985 South II Regional (4-0)

Seminole Stadium • Tallahassee, Fla.		
Eastern Kentucky	W	20-13
George Mason	W	13-9
Florida State	W	7-6
Georgia Tech	W	7-5

1985 College World Series (2-2)

Rosenblatt Stadium • Omaha, Neb.		
South Carolina	W	1-0
Mississippi State	L	5-4
Stanford	W	10-4
Texas	L	8-7

1983 Midwest Regional (0-2)

Allie P. Reynolds Stadium • Stillwater, Okla.		
Oral Roberts	L	7-6
Wichita State	L	6-3

1980 Midwest Regional (1-2)


J.L. Johnson Stadium • Tulsa, Okla.		
Oral Roberts	W	3-2
Missouri	L	6-0
California	L	7-1

1979 East Regional (4-0)

Seminole Stadium • Tallahassee, Fla.		
George Washington	W	12-11
Florida	W	9-1
Delaware	W	8-6
Delaware	W	4-3

1979 College World Series (3-2)

Rosenblatt Stadium • Omaha, Neb.		
Pepperdine	W	5-4
Arizona	W	10-3
Texas	W	9-4
Cal State Fullerton	L	13-10
Cal State Fullerton	L	2-1



All-American catcher Ronn Reynolds was a pivotal piece in leading Arkansas to its first College World Series appearance in 1979 and a runner-up finish. Reynolds led the offense by hitting .347 and driving in 42 runs. He was a unanimous All-SWC selection and made the SWC All-Tournament team.

1973 NCAA District VI (0-2)

Arlington Stadium • Arlington, Texas		
Trinity	L	6-0
Texas-Pan American	L	4-2

SEC Tournament (34-42)

2019 SEC Tournament (1-2)

Hoover Metropolitan Stadium • Hoover, Ala.		
Ole Miss	W	5-3
Georgia	L	3-1
Ole Miss	L	3-2

2018 SEC Tournament (2-1)

Hoover Metropolitan Stadium • Hoover, Ala.		
South Carolina	W	13-8
Florida	W	8-2
LSU	L	2-1

2017 SEC Tournament (3-2)

Hoover Metropolitan Stadium • Hoover, Ala.		
Mississippi State	L	4-3
Auburn	W	12-0 (7)
Mississippi State	W	9-2
Florida	W	16-0 (7)
LSU	L	4-2

2015 SEC Tournament (2-2)

Hoover Metropolitan Stadium • Hoover, Ala.		
Tennessee	W	2-1
Florida	W	7-6
LSU	L	10-5
Florida	L	10-0

2014 SEC Tournament (3-2)

Hoover Metropolitan Stadium • Hoover, Ala.		
Texas A&M	W	4-0
Ole Miss	W	2-1
LSU	L	7-2
Ole Miss	W	8-7
LSU	L	11-1

2013 SEC Tournament (2-1)

Hoover Metropolitan Stadium • Hoover, Ala.		
Ole Miss	W	2-1 (10)
LSU	W	4-1
LSU	L	3-1

2012 SEC Tournament (0-2)

Regions Park • Hoover, Ala.		
Mississippi State	L	9-1
Ole Miss	L	2-0

2011 SEC Tournament (2-2)

Regions Park • Hoover, Ala.		
Alabama	L	7-4
Mississippi State	W	7-2
Alabama	W	4-1
Vanderbilt	L	3-2

2010 SEC Tournament (0-2)

Regions Park • Hoover, Ala.		
Vanderbilt	L	2-0
Florida	L	5-4

2009 SEC Tournament (2-2)

Regions Park • Hoover, Ala.		
Florida	W	8-5
Georgia	L	2-1
Florida	W	10-7
Vanderbilt	L	11-1

2007 SEC Tournament (3-1)

Regions Park • Hoover, Ala.		
Alabama	W	6-0
South Carolina	W	6-0
South Carolina	W	3-2
Vanderbilt	L	7-4

2006 SEC Tournament (0-2)

Hoover Metropolitan Stadium • Hoover, Ala.		
Ole Miss	L	9-4
Alabama	L	4-3

2005 SEC Tournament (0-2)

Hoover Metropolitan Stadium • Hoover, Ala.		
Florida	L	9-8
Alabama	L	5-4

2004 SEC Tournament (2-2)

Hoover Metropolitan Stadium • Hoover, Ala.		
Tennessee	L	8-6
Ole Miss	W	4-3
Tennessee	W	4-1
South Carolina	L	3-2

2003 SEC Tournament (0-2)

Hoover Metropolitan Stadium • Hoover, Ala.		
LSU	L	5-4
Ole Miss	L	8-7

2002 SEC Tournament (1-2)

Hoover Metropolitan Stadium • Hoover, Ala.		
South Carolina	L	10-1
Auburn	W	8-5
South Carolina	L	6-2

1999 SEC Tournament (4-2)

Hoover Metropolitan Stadium • Hoover, Ala.		
Kentucky	W	6-4
Auburn	L	3-2 (11)
LSU	W	9-8
Auburn	W	9-5
Auburn	W	9-6
Alabama	L	9-3

1998 SEC Tournament (3-1)

Hoover Metropolitan Stadium • Hoover, Ala.		
LSU	W	8-4
Mississippi State	W	10-3
Mississippi State	W	7-3
Auburn	L	7-5

1997 SEC Tournament (0-1)

Golden Park • Columbus, Ga.		
Auburn	L	7-3

1996 SEC Tournament (0-1)

Hoover Metropolitan Stadium • Hoover, Ala.		
Kentucky	L	7-5

1995 SEC W. Div. Tournament (2-2)

Dudy Noble Field • Starkville, Miss.		
Ole Miss	W	5-2
Alabama	W	5-2
Alabama	L	8-7
LSU	L	7-6

1994 SEC W. Div. Tournament (0-2)

Swayze Field • Oxford, Miss.		
Auburn	L	3-1 (17)
LSU	L	5-2

1993 SEC W. Div. Tournament (1-2)

Alex Box Stadium • Baton Rouge, La.		
Mississippi State	W	5-2
Auburn	L	3-1
LSU	L	13-7

1992 SEC Tournament (1-2)

Superdome • New Orleans, La.		
South Carolina	W	8-6
LSU	L	8-1
South Carolina	L	9-5

SWC Tournament (18-25)

1990 SWC Tournament (1-2)

Disch-Falk Field • Austin, Texas		
Rice	W	7-5
Texas	L	11-4
Houston	L	7-1

1989 SWC Tournament (1-2)

Olsen Field • College Station, Texas		
Texas	L	8-3
Houston	W	5-4
Texas	L	9-1

1988 SWC Tournament (0-2)

George Cole Field • Fayetteville, Ark.		
Texas A&M	L	4-3
Texas	L	7-1

1987 SWC Tournament (2-2)

Disch-Falk Field • Austin, Texas		
Texas A&M	W	4-3
Texas	L	10-3
Houston	W	14-9
Texas	L	3-2

1986 SWC Tournament (0-1)

Olsen Field • College Station, Texas		
Texas A&M	L	4-0

1985 SWC Tournament (3-0)

George Cole Field • Fayetteville, Ark.		
Baylor	W	6-4
Texas	W	9-5
Texas	W	10-6

1984 SWC Tournament (0-2)

Disch-Falk Field • Austin, Texas		
Texas	L	8-1
Rice	L	8-1

1983 SWC Tournament (3-2)

Disch-Falk Field • Austin, Texas		
Houston	W	4-3
Texas	L	9-2
Houston	W	9-7
Texas	W	5-4
Texas	L	14-0

1982 SWC Tournament (1-2)

Olsen Field • College Station, Texas		
Houston	W	9-6
Texas	L	8-0
Houston	L	9-8

1981 SWC Tournament (2-2)

Disch-Falk Field • Austin, Texas		
Houston	L	7-2
Rice	W	5-4
Houston	W	9-3
Texas	L	11-1

1980 SWC Tournament (3-2)

Olsen Field • College Station, Texas		
Texas A&M	W	19-10
Texas	L	6-4
Texas Tech	W	6-5
Texas	W	8-7
Texas	L	9-4

1979 SWC Tournament (2-2)

Disch-Falk Field • Austin, Texas		
Baylor	W	6-1
Texas	L	6-2
Texas A&M	W	6-2
Texas	L	12-6

1978 SWC Tournament (0-2)


Disch-Falk Field • Austin, Texas		
Baylor	L	1-0
Texas A&M	L	5-0

1977 SWC Tournament (0-2)

Disch-Falk Field • Austin, Texas		
Texas A&M	L	5-2
Texas	L	8-1




|| ALL-AMERICANS (27)



Tim Lollar
P/DH - 1978



Ronn Reynolds
C - 1979




Steve Krueger
LHP - 1980




Kevin McReynolds
OF - 1980, 81




Jeff King
3B - 1985, 86




Mike Loggins
OF - 1985




Ralph Kraus
OF - 1986




Andy Skeels
C - 1987



Troy Eklund
OF - 1989



Greg D'Alexander
3B - 1990



Phillip Stidham
RHP - 1990, 91




Kenderick Moore
2B - 1996



Ryan Lundquist
OF - 1997



Charlie Isaacson
RHP - 1999




David Walling
RHP - 1998, 99



Jess Todd
RHP - 2007




Nick Schmidt
LHP - 2006, 07



Zack Cox
INF - 2010



Brett Eibner
OF/RHP - 2010



Matt Reynolds
INF - 2012




Ryne Stanek
RHP - 2013



Andrew Benintendi
OF - 2015



Blaine Knight
RHP - 2018



Carson Shaddy
INF - 2018



Isaiah Campbell
RHP - 2019




Matt Cronin
RHP - 2019




Jack Kenley
INF - 2019


FRESHMAN ALL-AMERICANS (22)



Jeff King
3B - 1984



Phillip Stidham
RHP - 1989



Matt Carnes
RHP - 1995



Matt Erickson
3B - 1995



Brian Kirby
OF - 1998



Charlie Isaacson
RHP - 1999



Jake Dugger
OF - 2004



Danny Hamblin
DH - 2004



Nick Schmidt
LHP - 2005



Shaun Seibert
RHP - 2005



James Ewing
2B - 2006



Brett Eibner
OF/RHP - 2008



Zack Cox
3B - 2009



Barrett Astin
RHP - 2011



Dominic Ficociello
INF - 2011



Nolan Sanburn
RHP - 2011



Tyler Spoon
OF - 2013



Keaton McKinney
RHP - 2015



Dominic Fletcher
CF - 2017



Heston Kjerstad
OF - 2018




Casey Martin
INF - 2018



Connor Noland
RHP - 2019




Allen Williams
INF - 1992 (2nd),
1994 (2nd)




Ty Bilderback
OF - 1995 (1st)




Kit Pellow
DH - 1995 (1st)




Matt Carnes
RHP - 1996 (2nd),
1997 (2nd)




Kenderick Moore
2B - 1996 (1st)



Matt Erickson
3B - 1996 (2nd),
1997 (1st)




Jeremy Jackson
OF - 1997 (1st)



Ryan Lundquist
OF - 1997 (1st),
1998 (2nd)



Charlie Isaacson
RHP - 1999 (1st)



Rodney Nye
3B - 1999 (2nd)



David Walling
RHP - 1998 (1st),
1999 (2nd)



Ryan Fox
OF - 2003 (1st)



Scott Hode
SS - 2004 (2nd)



Clint Arnold
OF - 2005 (Fr.)




Jake Dugger
OF - 2006 (2nd)



Jess Todd
RHP - 2007 (1st)



Nick Schmidt
LHP - 2005 (Fr.),
2006 (1st), 2007 (1st)



Dallas Keuchel
LHP - 2007 (Fr.)



Logan Forsythe
3B - 2008 (1st)



Zack Cox
INF - 2010 (1st)



Brett Eibner
OF/RHP - 2010 (2nd)



Drew Smyly
LHP - 2010 (2nd)



DJ Baxendale
RHP - 2011 (2nd)



Dominic Ficociello
INF - 2011 (Fr., Def.),
2012 (Def.)



Bo Bigham
INF - 2012 (2nd)



Matt Reynolds
INF - 2012 (1st)



Brian Anderson
OF - 2013 (2nd)



Ryne Stanek
RHP - 2013 (1st)



Jake Wise
C - 2014 (Def.)




Eric Fisher
1B - 2014 (2nd, Def.)




Andrew Benintendi
OF - 2014 (Fr.),
2015 (1st)



Zach Jackson
RHP - 2015 (1st)



Keaton McKinney
RHP - 2015 (Fr.)



Bobby Wernes
3B - 2015 (Def.)



Jax Biggers
SS - 2017 (2nd)



Grant Koch
C - 2017 (1st),
2018 (Def.)



Dominic Fletcher
CF - 2017 (Fr.),
2018 (Def.),
2019 (2nd, Def.)



Heston Kjerstad
OF - 2018 (2nd, Fr.);
2019 (2nd)



Carson Shaddy
INF - 2018 (1st)



Eric Cole
OF - 2018 (2nd)



Blaine Knight
RHP - 2018 (2nd)



Casey Martin
INF - 2018 (2nd, Fr.),
2019 (2nd)



Trevor Ezell
1B - 2019 (2nd, Def.)



Matt Goodheart
DH/UT - 2019 (2nd)



Matt Cronin
RP - 2019 (2nd)



Patrick Wicklander
SP - 2019 (Fr.)



Connor Noland
SP - 2019 (Fr.)



Christian Franklin
OF - 2019 (Fr.)

|| ALL-SWC / ALL-TOURNAMENT



All-SWC Selections

Player, Pos.	Year(s)
Marc Brumble, OF	1977
Kevin Campbell, RHP	1984
Bubba Carpenter, 1B/OF	1989-91
Charlie Corbell, RHP	1982
Greg D'Alexander, 3B	1989-90
Billy Dees, 1B	1982-83
Tim Deitz, RHP	1985
Bobby Edwards, RHP	1987-88
Troy Eklund, OF	1988-89
Fred Farwell, RHP	1985
Tony Gilmore, C	1990
Jeff Hemm, C	1978
John Hennell, 1B	1981
Mark Johnson, OF	1990-91
Jeff King, 3B	1985-86
Ralph Kraus, OF	1986
Steve Krueger, LHP	1979-80
Mike Loggins, OF	1984-85
Tim Lollar, LHP/DH	1978
Scott Loseke, OF	1983
Kevin McReynolds, OF	1980-81
Bill Montgomery, OF	1976
Mike Oquist, RHP	1989
Tom Pagnozzi, C	1983
Steve Parker, RHP	1986
Dave Patterson, 1B	1986
Tim Peters, RHP	1987
Kirk Piskor, C/OF	1991
Scott Pose, OF	1989
Johnny Ray, 2B	1978-79

Ronn Reynolds, C	1979
Norm Roberts, OF	1983, 85
Kenny Rogers, 3B	1981
Andy Skeels, C	1987
Phillip Stidham, RHP	1989-91
Mark Swope, RHP	1989-90
Scott Tabor, RHP	1981-82
Tim Thomas, 2B	1990
Dave Van Horn, 2B	1982
Ed Wallace, 1B	1979
Larry Wallace, SS	1979
Doyle Wilson, C	1986

SWC All-Tournament Selections

Player, Pos.	Year(s)
Marc Brumble, OF	1979
Bubba Carpenter, 1B	1990
Don Carter, OF	1981
Randell Carter, 2B	1980
Charlie Corbell, P	1983
Tim Deitz, P	1985
Fred Farwell, P	1985
Jeff Hemm, C	1977
John Hennell, 1B	1979-81
Jeff Houck, OF	1990
Jeff King, 3B	1984, 1985
Ralph Kraus, OF	1986
Mike Loggins, OF	1985
Scott Loseke, OF	1982, 1983
Kevin McReynolds, OF	1980 (MVP)
Dave Patterson, 1B	1985 (MVP)
Kirk Piskor, OF	1990

Johnny Ray, 2B	1979
Ronn Reynolds, C	1979, 1980
Norm Roberts, OF	1983, 1985
Mike Robinson, OF	1982
Kenny Rogers, 3B	1981
Andy Skeels, C	1987
Scott Tabor, P	1979
Reggie Thomas, DH/OF	1980, 1981
Dave Van Horn, 2B	1982
Reggie Thomas, DH/OF	1980, 1981
Dave Van Horn, 2B	1982
Larry Wallace, SS	1979
Doyle Wilson, C	1985


SEC All-Tournament Selections

Player, Pos.	Year(s)
Bo Bigham, 2B	2009
Luke Bonfield, OF/DH	2017
Mark Burnett, 2B	1999
Brent Caldwell, C	1998
Matt Carnes, RHP	1995
Cody Clark, C	2002
Casey Coon, OF	2007
Zack Cox, 3B	2009
Jake Dugger, OF	2004
Scott Epps, C	1992
Matt Goodheart, DH/UT	2019
Danny Hamblin, 1B	2007
Joe Jester, SS	1998-99
Casey Martin, 3B	2018
James McCann, C	2011
Kenderick Moore, 1B/OF	1994, 99

Kacey Murphy, LHP	2017
Rodney Nye, 1B	1998, 1999 (MVP)
Nick Pitts, OF	2003
Kyle Robinson, OF	2011
Nick Schmidt, LHP	2007
David Skeels, C	1995
Chad Spanberger, 1B	2017 (MVP)
Tyler Spoon, OF	2013
Ryne Stanek, RHP	2013
Jess Todd, RHP	2007
Ben Tschepikow, SS	2009
Matt Vinson, OF	2013
Jack Welsh, OF	1998

CWS All-Tournament Selections

Player, Pos.	Year(s)
Marc Brumble, OF	1979
Dominic Fletcher, CF	2018
Jared Gates, 1B	2018
Jeff King, 3B	1985
Heston Kjerstad, LF	2018
Blaine Knight, RHP	2018
Ralph Kraus, OF	1985
Steve Krueger, LHP	1979
Casey Martin, 3B	2018
Kevin McReynolds, OF	1979
Larry Wallace, SS	1979



Outfielder Kevin McReynolds earned the distinction as one of the greatest Razorbacks of all time after his three years in Fayetteville. McReynolds was named an All-American and All-SWC player in 1980 and 1981. He was a member of Arkansas' first College World Series team in 1979 and went on to have a productive MLB career, playing 12 seasons combined between the San Diego Padres, New York Mets and Kansas City Royals.

A

Key: Players selected in the June first-year player draft unless otherwise noted. Following the 1987 season there has only been one draft (June Draft). The first MLB Draft was held in 1965. Prior to 1965, players just signed professional contracts once their collegiate careers were over.

\$ - Selected in January draft
% - Selected in June secondary draft
* - Played or plays in the Major Leagues
^ - Returned to school

First-Round Razorbacks

Year	Player	Team	Rd (Pick)
1981	Kevin McReynolds, OF	Padres	1st (6)
1986	Jeff King, SS/3B	Pirates	1st (1)
1999	David Walling, RHP	Yankees	1st (27)
2007	Nick Schmidt, LHP	Padres	1st (23)
2008	Logan Forsythe, 3B	Padres	1st (46)
2010	Zack Cox, 3B	Cardinals	1st (25)
2013	Ryne Stanek, RHP	Rays	1st (29)
2015	Andrew Benintendi, OF	Red Sox	1st (7)

1965 (1)

Bill Gray, OF	Twins	37th (665)
---------------	-------	------------

1973 (4)

Keith Cochran, 2B	Cardinals	33rd (683)
Thurman Smith, OF	Cardinals	45th (733)
Tommy Neal, OF	Cardinals	47th (737)
Stephen Ballard, 1B	Cardinals	48th (739)

1975 (1)

Richard Miller, P	Astros	15th (350)
-------------------	--------	------------

1976 (1)

Byron Ormsby, SS	Red Sox	16th (382)
------------------	---------	------------

1977 (1)

Tim Lollar, LHP**	Indians	5th (115)
-------------------	---------	-----------

1978 (3)

Tim Lollar, LHP*	Yankees	4th (104)
Arvis Harper, OF	Astros	14th (349)
Bill Bakewell, RHP^	Reds	28th (657)

1979 (2)

Ronn Reynolds, C**	White Sox	5th (109)
Johnny Ray, 2B*	Astros	12th (294)

1980 (5)

Steve Krueger, LHP	Mariners	4th (84)
Ronn Reynolds, C*	Mets	5th (105)
John Hennell, 1B^	Mets	15th (365)
Randall Carter, 2B	Rangers	19th (482)
Todd Zacher, 3B^	Dodgers	28th (684)

1981 (7)

Kevin McReynolds, OF*	Padres	1st (6)
Reggie Thomas, OF	Tigers	8th (197)
Scott Tabor, RHP^	Braves	12th (296)
Don Carter, OF	Expos	12th (302)
John Hennell, 1B	Padres	13th (316)
Todd Zacher, 3B	Giants	23rd (579)
Ed Vidmar, P	White Sox	32nd (770)

1982 (5)

Chris Shaddy, SS	Blue Jays	8th (186)
Dave Van Horn, 2B	Braves	10th (245)
Scott Tabor, RHP	Tigers	11th (282)
Ed Myers, RHP	Athletics	12th (313)
Scott Glanz, P	Angels	13th (321)

1983 (5)

Mike Robinson, OF	Cardinals	5th (130)
Tom Pagnozzi, C*	Cardinals	8th (208)
Scott Loseke, OF	Reds	11th (264)
Charlie Corbell, RHP	Giants	21st (534)
Bobby Joe Edmonds, OF%	Cardinals	3rd (55)

1984 (4)

Brett Harrison, SS	Cardinals	4th (87)
Jim Ward, 2B	Dodgers	5th (129)
Mark Berry, C	Reds	6th (137)
Derrick Richardson, 3B%^	Cubs	2nd (39)

1985 (10)

Mike Loggins, OF	Royals	3rd (71)
Ellis Roby, 2B	Braves	5th (120)
Tim Deitz, RHP	Reds	6th (136)
Mark Jackson, INF/OF	Cardinals	8th (202)
Norm Roberts, OF	Orioles	8th (203)
Fred Farwell, LHP	Dodgers	10th (246)
Gary Murphy, RHP	Astros	14th (352)
Gary Curtis, SS	Reds	20th (500)
Derrick Richardson, INF	Phillies	21st (538)
Howard Hilton, RHP*	Cardinals	22nd (566)

MLB DRAFT (231) ||

1986 (7)

Jeff King, SS/3B*	Pirates	1st (1)
Kevin Campbell, RHP*	Dodgers	5th (120)
Doyle Wilson, C	Indians	10th (239)
Ralph Kraus, OF	Yankees	10th (262)
Steve Parker, LHP	Cubs	12th (298)
Dave Patterson, 1B	Giants	14th (344)
Bob Chadwick, P%	Brewers	6th (92)

1987 (8)

Andy Skeels, C	Padres	7th (172)
Jim Kremers, 3B/OF**	Reds	8th (206)
Keith Helton, LHP	Mariners	14th (344)
Spencer Wilkinson, RHP	Rangers	14th (362)
Ray Harris, LHP^	Angels	14th (368)
Tim Sherrill, LHP*	Cardinals	18th (461)
Mike Sisco, SS	Mariners	20th (500)
John Cebuhar, LHP^	Reds	22nd (569)

1988 (4)

Jim Kremers, C*	Braves	2nd (33)
John Cebuhar, LHP	Cardinals	14th (366)
Ray Harris, LHP	Athletics	22nd (567)
Troy Eklund, OF^	Indians	35th (891)

1989 (7)

Cole Hyson, RHP	Astros	9th (228)
Mike Oquist, RHP*	Orioles	13th (321)
Troy Eklund, OF	Rangers	25th (637)
Dennis Fletcher, P	Cardinals	28th (716)
Greg D'Alexander, 3B/C^	Orioles	31st (789)
Scott Pose, OF*	Reds	34th (885)
Rod Stillwell, SS	Royals	60th (1,417)

1990 (3)

Tony Gilmore, C	Astros	8th (218)
Phil Stidham, RHP**	Braves	11th (282)
Mark Swope, RHP	Twins	11th (293)

1991 (4)

Doug Bennett, RHP	Dodgers	5th (144)
Phil Stidham, RHP*	Tigers	15th (401)
Mark Johnson, OF	Royals	17th (445)
Brian Dennison, LHP	Brewers	23rd (599)

1992 (1)

Allen Williams, 3B	Red Sox	46th (1,290)
--------------------	---------	--------------

1993 (3)

Tom Czanstkowski, RHP	Astros	26th (728)
Ryan Whitaker, RHP	Athletics	27th (769)
Kortney Paul, C^	Cardinals	48th (1,332)

1994 (4)

Bob Hughes, OF	Expos	18th (504)
Doyle Preston, 3B/1B	Reds	35th (968)
Scott Cunningham, RHP	Cardinals	37th (1,034)
Todd Abbott, RHP^	Indians	38th (1,053)

1995 (6)

Jeff Parsons, SS	Mets	5th (133)
Alan Mahaffey, LHP	Twins	16th (436)
Tim Mosley, RHP	Cubs	27th (756)
Ty Bilderback, OF	Angels	31st (844)
Chris Clark, OF^	Tigers	35th (966)
Todd Abbott, RHP	Athletics	44th (1,212)

1996 (4)

Jason Stephens, RHP	Angels	9th (265)
Kit Pellow, OF*	Royals	22nd (649)
Richie Nye, RHP	Twins	23rd (667)
Barry Lunney Jr., LHP^	Twins	45th (1,316)

1997 (6)

Matt Carnes, RHP	Twins	7th (213)
Matt Erickson, 3B*	Marlins	7th (216)
Jeremy Jackson, OF	Rockies	8th (252)
Chris Clark, OF	Marlins	34th (1,026)
Dan Wright, RHP**	Braves	46th (1,359)
Jason McConnell, 2B	Twins	48th (1,384)

1998 (2)

Ryan Lundquist, OF^	Twins	10th (289)
Eric Hinske, 3B*	Cubs	17th (496)



Jeff King was selected with the No. 1 overall pick of the 1986 draft by the Pittsburgh Pirates. He played 11 seasons with the Pirates and Kansas City Royals. He is one of eight Razorbacks to be drafted in the first round.

|| MLB DRAFT (231)



1999 (7)

David Walling, RHP	Yankees	1st (27)
Dan Wright, RHP*	White Sox	2nd (64)
Rodney Nye, 3B	Mets	7th (226)
Joe Jester, INF	Giants	7th (228)
Ryan Lundquist, OF	Reds	8th (248)
Kevin Vent, RHP	Giants	8th (258)
Mark Burnett, 2B	Reds	20th (608)

2000 (3)

Cliff Lee, LHP*	Expos	4th (104)
Matt Riethmaier, RHP	Phillies	5th (145)
Brad Bohannon, RHP	White Sox	28th (832)

2001 (3)

Wes McCroty, LHP	Marlins	23rd (692)
Brian Kirby, C	Indians	31st (937)
Charlie Isaacson, RHP^	Cubs	34th (1,008)

2002 (2)

Charlie Isaacson, RHP	Yankees	29th (876)
Gary Hogan, RHP	Rangers	32nd (952)

2003 (4)

Scott Roehl, RHP	Indians	10th (288)
Andrew Wishy, OF	Rangers	12th (346)
Jarrett Gardner, RHP	Red Sox	19th (564)
Ryan Fox, OF	Rockies	21st (617)

2004 (5)

Jay Sawatski, LHP	Twins	8th (241)
Brady Toops, C	Cardinals	10th (300)
Haas Pratt, 1B	Athletics	30th (907)
Clint Brannon, LHP	Rangers	34th (1,011)
Adam Burton, C	Cardinals	38th (1,140)

2005 (3)

Scott Bridges	Giants	8th (278)
Scott Hode, SS	Cubs	24th (730)
Casey Rowlett, OF/INF	Cardinals	32nd (980)

2006 (5)

Danny Hamblin, 1B^	Athletics	9th (278)
Craig Gentry, OF*	Rangers	10th (298)
Blake Parker, C*	Cubs	16th (479)
Devin Collis, LHP	Rockies	26th (768)
Daryl Maday, RHP	Giants	30th (896)

2007 (9)

Nick Schmidt, LHP	Padres	1st (23)
Duke Welker, RHP*	Pirates	2nd (68)
Jess Todd, RHP*	Cardinals	2nd (82)
Danny Hamblin, 1B/3B	Athletics	10th (330)
Chris Rhoads, RHP	Phillies	28th (863)
Brian Walker, C	Angels	29th (898)
Jacob Julius, OF	Orioles	33rd (997)
Jake Dugger, OF	Nationals	49th (1,417)
Matt Willard, SS	Indians	49th (1,423)

2008 (4)

Logan Forsythe, 3B*	Padres	1st (46)
Cliff Springston, LHP	Rangers	11th (333)
Jeff Nutt, C	Yankees	25th (770)
Aaron Murphree, OF	Padres	27th (825)

2009 (6)

Dallas Keuchel, LHP*	Astros	7th (221)
Stephen Richards, LHP	Marlins	8th (248)
Scott Lyons, INF	Royals	15th (452)
Ben Tschepikow, INF	Royals	17th (512)
Mike Bolsinger, RHP^	Athletics	33rd (993)
Ryan Cisterna, C	Angels	34th (1,041)

2010 (8)

Zack Cox, 3B	Cardinals	1st (25)
Brett Eibner, CF*	Royals	2nd (54)
Drew Smyly, LHP*	Tigers	2nd (68)
Andy Wilkins, 1B*	White Sox	5th (158)
Mike Bolsinger, RHP*	Diamondbacks	15th (451)
Collin Kuhn, LF^	Tigers	15th (463)
Jordan Pratt, RHP	Tigers	16th (493)
Jeremy Heatley, RHP	Marlins	22nd (677)



2011 (6)

James McCann, C*	Tigers	2nd (76)
Collin Kuhn, OF	White Sox	17th (531)
Trent Daniel, LHP^	Tigers	23rd (707)
Kyle Robinson, OF	White Sox	28th (861)
Jarrod McKinney, OF	Astros	31st (940)
Geoffrey Davenport, LHP	Indians	43rd (1,298)

2012 (8)

Matt Reynolds, INF*	Mets	2nd (71)
Nolan Sanburn, RHP	Athletics	2nd (74)
DJ Baxendale, RHP	Twins	10th (310)
Tim Carver, INF	Phillies	19th (608)
Sam Bates, OF	Royals	28th (893)
Randall Fant, LHP^	Indians	29th (893)
Derrick Bleeker, OF/RHP	Orioles	37th (1,122)
Jacob Morris, OF^	Indians	37th (1,133)

2013 (11)

Ryne Stanek, RHP*	Rays	1st (29)
Colby Suggs, RHP	Marlins	2nd (73)
Barrett Astin, RHP*	Brewers	3rd (90)
Dominic Ficociello, INF	Tigers	12th (366)
Trent Daniel, LHP	Rockies	17th (499)
Brandon Moore, RHP	Brewers	17th (512)
Jacob Morris, OF	White Sox	24th (723)
Tyler Wright, LHP	Mariners	26th (777)
Randall Fant, LHP	Astros	29th (857)
Eric Fisher, INF^	Marlins	30th (892)
Matt Vinson, OF	Diamondbacks	37th (1,110)

2014 (6)

Brian Anderson, INF*	Marlins	3rd (76)
Chris Oliver, RHP	Phillies	4th (112)
Jalen Beeks, LHP*	Red Sox	12th (374)
Michael Gunn, RHP	Red Sox	16th (494)
Eric Fisher, 1B	Marlins	17th (497)
Tyler Spoon, OF^	Athletics	36th (1,092)

2015 (4)

Andrew Benintendi, OF*	Red Sox	1st (7)
Trey Killian, RHP	Rockies	9th (257)
Bobby Wernes, INF	Astros	30th (889)
Tyler Spoon, OF	Red Sox	35th (1,041)

2016 (6)

Zach Jackson, RHP	Blue Jays	3rd (102)
Clark Eagan, OF	Pirates	9th (285)
Dominic Taccolini, RHP^	Blue Jays	16th (492)
Michael Bernal, SS	Giants	29th (876)
Doug Willey, RHP	Angels	32nd (966)
James Teague, RHP	Orioles	37th (1,111)

2017 (6)

Trevor Stephan, RHP	Yankees	3rd (92)
Chad Spanberger, INF	Rockies	6th (176)
Cannon Chadwick, RHP	Mets	9th (277)
Dominic Taccolini, RHP	Padres	10th (288)
Blaine Knight, RHP^	Rangers	29th (884)
Josh Albers, RHP	Marlins	36th (1,079)

2018 (11)

Blaine Knight, RHP	Orioles	3rd (87)
Eric Cole, OF	Royals	4th (122)
Grant Koch, C	Pirates	5th (144)
Jax Biggers, INF	Rangers	8th (239)
Carson Shaddy, INF	Nationals	10th (311)
Kacey Murphy, LHP	Tigers	11th (315)
Evan Lee, LHP	Nationals	15th (461)
Barrett Loseke, RHP	Yankees	17th (517)
Jake Reindl, RHP	Cubs	17th (518)
Isaiah Campbell, RHP^	Angels	24th (721)
Zack Plunkett, C^	Diamondbacks	37th (1,119)

2019 (7)

Dominic Fletcher, OF	Diamondbacks	CBB (75)
Isaiah Campbell, RHP	Mariners	CBB (76)
Matt Cronin, RHP	Nationals	4th (123)
Jack Kenley, INF	Tigers	8th (232)
Jacob Kostyshock, RHP	Rockies	8th (249)
Cody Scroggins, RHP	Red Sox	9th (287)
Zack Plunkett, RHP	Dodgers	20th (611)

59

Former Arkansas players have made an appearance in Major League Baseball, starting with Chuck Tompkins in 1912.

DRAFT STREAK

Arkansas has had at least one player selected in each of the past 44 MLB Drafts, dating back to 1975. In the 2018 MLB Draft, Arkansas tied the school record with 11 players selected, marking the third time (1985, 2013) it has had double figure players taken in a single draft.

BENINTENDI WINS WORLD SERIES WITH BOSTON

Former Razorback and national player of the year Andrew Benintendi became a World Series champion with the Boston Red Sox in 2018 after going five games against the Los Angeles Dodgers. Benintendi is the fourth former Razorback to win a World Series title, joining Dick Hughes (1967 - St. Louis), Eric Hinske (2007 - Boston; 2009 - NY Yankees) and Dallas Keuchel (2017 - Houston).

BEEKS MAKES MAJOR LEAGUE DEBUT

In early June 2018, left-handed pitcher Jalen Beeks became the 59th former Razorback to make an appearance in an MLB game when he earned the spot start for the Boston Red Sox against the Detroit Tigers. Beeks was one of Boston's top pitching prospect in AAA Pawtucket prior to his debut. He was traded to Tampa Bay later in the year and he made 12 appearances for the Rays out of the bullpen.

BEST OF THE BEST

Kevin McReynolds leads all #ProHogs with 211 career home runs, while Johnny Ray has a career-best 1,502 hits. Cliff Lee holds nearly every pitching record, including 143 wins on the mound and 1,824 strikeouts in 2,156.2 innings of work.

#PROHOGS AT THE PLATE

Name	Yrs	From	To	ASG	G	PA	AB	R	H	2B	3B	HR	RBI	SB	CS	BB	SO	BA	OBP	SLG	OPS	Yrs at Ark
Brian Anderson	3	2017	2019	0	307	1285	1133	155	303	74	6	31	139	7	5	116	271	.267	.349	.425	.775	2012-14
Andrew Benintendi	4	2016	2019	0	471	2052	1798	275	498	118	13	51	259	52	11	210	383	.277	.354	.442	.796	2014-15
Bud Bloomfield	2	1963	1964	0	8	7	7	1	1	0	0	0	0	0	0	0	0	.143	.143	.143	.286	1955-56
Bubba Carpenter	1	2000	2000	0	15	31	27	4	6	0	0	3	5	0	0	4	13	.222	.323	.556	.878	1988-91
Cody Clark	1	2013	2013	0	16	40	38	1	4	1	0	0	0	0	0	1	15	.105	.128	.132	.260	2001-02
Chuck Corgan	2	1925	1927	0	33	113	104	7	23	2	1	0	1	0	0	7	13	.221	.270	.260	.530	1922-25
Al Cypert (Boyd)	1	1914	1914	0	1	1	1	0	0	0	0	0	0	0	0	0	1	.000	.000	.000	.000	1912
Brett Eibner	2	2016	2017	0	87	244	220	24	42	10	1	8	28	0	2	21	67	.191	.263	.355	.618	2008-10
Babe Ellison	5	1916	1920	0	135	395	348	32	75	13	4	1	39	9	1	30	55	.216	.282	.284	.566	1914-16
Matt Erickson	1	2004	2004	0	4	6	6	0	1	0	0	0	0	0	0	0	1	.167	.167	.167	.333	1995-97
Logan Forsythe	9	2011	2019	0	958	3502	3086	387	758	149	13	70	305	42	16	339	745	.227	.327	.370	.698	2006-08
Craig Gentry	10	2009	2018	0	601	1402	1242	180	325	47	14	7	104	94	20	102	250	.262	.339	.339	.672	2005-06
Eric Hinske	12	2002	2013	0	1387	4310	3797	549	947	240	18	137	522	61	21	452	949	.249	.332	.430	.762	1996-98
Randy Jackson	10	1950	1959	2	955	3549	3203	412	835	115	44	103	415	36	16	281	382	.261	.320	.421	.741	1944
Skeeter Kell	1	1952	1952	0	75	236	213	24	47	8	3	0	17	5	1	14	18	.221	.275	.286	.561	1948-51
Jeff King	11	1989	1999	0	1201	4812	4262	600	1091	222	18	154	709	75	32	442	584	.256	.324	.425	.749	1984-86
Jimmy Kremers	1	1990	1990	0	29	79	73	7	8	1	1	1	2	0	0	6	27	.110	.177	.192	.369	1985-88
James McCann	6	2014	2019	1	570	2134	1975	197	488	84	9	58	237	6	6	121	543	.247	.297	.387	.683	2009-11
Kevin McReynolds	12	1983	1994	0	1502	6039	5423	727	1439	284	35	211	807	93	32	522	707	.265	.328	.447	.775	1979-81
Tom Pagnozzi	12	1987	1998	1	927	3142	2896	247	733	153	11	44	320	18	21	189	450	.253	.299	.359	.658	1983
Kit Pellow	3	2002	2004	0	99	227	202	27	52	9	2	4	19	2	1	17	68	.257	.335	.381	.716	1995-96
Scott Pose	4	1993	2000	0	202	353	313	52	75	7	1	0	21	9	6	38	50	.240	.321	.268	.589	1987-89
Johnny Ray	10	1981	1990	1	1353	5664	5188	604	1502	294	36	53	594	80	49	353	329	.290	.333	.391	.724	1978-79
Matt Reynolds	3	2016	2018	0	127	240	215	24	48	9	2	4	19	0	2	19	75	.223	.295	.340	.635	2010-12
Ronn Reynolds	6	1982	1990	0	143	381	356	22	67	12	0	4	21	0	1	18	96	.188	.228	.256	.483	1979-80
John Vann	1	1913	1913	0	1	1	1	0	0	0	0	0	0	0	0	0	1	.000	.000	.000	.000	1910
Andy Wilkins	2	2014	2016	0	43	72	67	5	9	3	0	1	5	1	0	5	32	.134	.194	.224	.418	2008-10
Roy Wood	3	1913	1915	0	119	362	333	33	77	12	4	1	20	7	11	16	47	.231	.285	.300	.585	1912-13

#PROHOGS ON THE MOUND

Name	Yrs	From	To	ASG	W	L	W-L%	ERA	G	GS	GF	CG	SHO	SV	IP	H	R	ER	HR	BB	IBB	SO	HBP	BK	WP	BF	Yrs at Ark
Darrel Akerfelds	5	1986	1991	0	9	10	.474	5.08	125	13	33	1	0	3	233.2	216	146	132	36	127	16	129	13	1	21	1047	1981-82
Barrett Astin	1	2017	2017	0	0	0	--	6.75	6	0	1	0	0	0	8.0	9	6	6	2	7	0	2	0	0	4	1	2011-13
Jalen Beeks	2	2018	2019	0	11	4	.733	4.70	47	4	5	0	0	1	185.0	167	87	81	18	64	1	131	2	0	3	687	2013-14
Sid Benton	1	1922	1922	0	0	0	--	--	1	0	0	0	0	0	0.0	0	0	0	0	2	--	0	0	0	0	2	1912
Mike Bolsinger	4	2014	2017	0	8	19	.296	4.92	48	41	2	0	0	0	230.2	251	138	126	34	98	5	210	6	2	9	1022	2008-10
Kevin Campbell	5	1991	1995	0	4	3	.571	4.55	77	5	18	0	1	138.1	127	72	70	11	80	4	83	3	0	5	604	1984-86	
Gerald Hannahs	4	1976	1979	0	3	7	.300	5.07	16	12	2	0	0	1	71.0	76	51	40	11	42	1	42	0	0	7	326	1971-74
Howard Hilton	1	1990	1990	0	0	0	--	0.00	2	0	1	0	0	0	3.0	2	0	0	0	3	0	2	0	0	0	14	1984-85
Dick Hughes	3	1966	1968	0	20	9	.690	2.79	68	34	17	13	4	8	307.0	221	101	95	29	76	12	230	7	2	8	1205	1957-58
Lefty Jamerson	1	1924	1924	0	0	0	--	18.00	1	0	1	0	0	0	1.0	1	2	2	0	3	--	0	0	0	0	7	1919-21
Dallas Keuchel	8	2012	2019	2	84	71	.542	3.67	211	202	12	4	0	1302.0	1259	571	531	131	382	8	1036	30	0	50	5424	2007-09	
Les Lancaster	7	1987	1993	0	41	28	.594	4.05	323	39	110	3	1	22	703.2	715	345	317	60	261	45	408	11	14	28	3032	1982-84
Cliff Lee	13	2002	2014	4	143	91	.611	3.52	328	324	1	29	12	0	2156.2	2116	923	843	223	464	12	1824	50	2	41	8917	2000
Dixie Leverett	5	1922	1929	0	29	34	.460	4.51	122	77	30	33	4	7	637.0	725	374	319	25	221		193	17	5	11	2838	1914
Tim Lollar	7	1980	1986	0	47	52	.475	4.27	199	131	20	9	4	4	906.0	841	459	430	93	480	21	600	17	12	47	3941	1977-78
Mike Oquist	7	1993	1999	0	25	31	.446	5.46	133	79	13	1	0	0	555.0	623	348	337	73	243	19	351	21	0	14	2492	1987-89
Blake Parker	7	2012	2019	0	11	10	.524	3.56	289	2	112	0	0	34	285.2	246	122	113	43	90	4	321	11	0	19	1182	2004-06
Robert Person	9	1995	2003	0	51	42	.548	4.64	206	135	26	4	2	9	897.1	813	496	463	129	438	12	773	35	3	39	3896	1988
Pat Rice	1	1991	1991	0	1	1	.500	3.00	7	2	0	0	0	0	21.0	18	10	7	3	10	1	12	1	0	0	91	1984-86
Tim Sherrill	2																										

|| ALL-TIME LETTERMEN




A	
Abbott, Todd	1994, '95
Abbott, Williams Lewis	1970
Abramczyk, John Paul	1959, '60, '61
Achenback, C.H.	1913
Adams, Harold Eugene	1948, '49
Aikman, Bruce Lynn	1951
Akerfelds, Darrel	1981, '82
Alberius, Josh	2014, '15, '16, '17
Alexander, George Baker	1958
Alexander, John	1949
Alexander, Otto	1908
Alexander, Tim	1978
Allen, Joe	1911
Anderson, Brian	2012, '13, '14
Anderson, Pat	1977, '78
Andree, James M.	1972, '73, '74
Arledge, Jake	2016, '17
Arnold, Charles	1965
Arnold, Clint	2005, '06
Asbill, Teddy	1976, '77
Ash, Jeff	1979, '80
Astin, Barrett	2011, '12, '13
Atha, Larry D.	1979, '80, '81
Atkins, Donald	1979, '80, '81
Atkins, Howard Cullin Jr.	1966
Atkins, Kyle	2010, '11
Austell, Tom	1903
Ayers, James	1926

B	
Baber, Oscar	1910, '11, '12
Backham, David C.	1972, '73
Bailey, Kenneth	1966
Baker, J.P.	1929
Baker, Terry Lee	1967, '68
Bakewell, Bill	1977, '78, '79
Ballard, Keach	1982
Ballard, Stephen D.	1972, '73
Balay, John	1949, '50, '51
Bane, James Harrison	1963, '64
Barksdale, Ronald Douglas	1964, '65
Barr, Brandon	2007
Barton, Larry	1982, '83
Bates, Sam	2011, '12
Baxendale, Blake	2014
Baxendale, DJ	2010, '11, '12
Beckemeyer, Lyle	1992, '93
Beeks, Jalen	2013, '14
Benard, Joe	1905, '06
Benberg, John	1982
Benintendi, Andrew	2014, '15
Bennett, Dick	1925
Bennett, Doug	1989, '90, '91
Bennett, George	1927
Bennett, J.G.	1921, '22
Benninghoff, Jack	2016
Benton, Sid	1912
Bernal, Michael	2014, '15, '16
Berry, Layne	2001, '02
Berry, Mark	1983, '84
Bertotti, Mike	1984
Biggers, Jax	2017, '18
Bigham, Bo	2009, '10, '11, '12
Bigham, Bryan	2009
Bilderback, Ty	1992, '93, '94, '95
Birch, Brent	1990, '91, '92, '93
Birel, William George	1967, '68
Bishop, William E.	1969, '70
Black, Dave	1903
Black, H.	1912
Black, John	1919, '20, '21
Black, Neeley	1905
Blackburn, W.D.	1929
Blackwood, Jerry Don	1968, '69, '70
Blagg, Billy Justin	1950, '52, '53
Blair	1906

Bleeker, Derrick	2010, '12
Block, Dave	1903, '05
Bloomfield, Bud	1955, '56
Blum, Greg	1999, 2000
Bobb, Randy	1987, '88
Boever, David	1988
Bogan, Charles	1954, '55
Bohannon, Brad	1999, 2000
Bohart, G.T.	1905, '06
Bolden, Caleb	2018
Bollman, Brett	2005
Bolsinger, Mike	2008, '09, '10
Bond, Brock	2005
Bone, George Thomas	1955, '56
Bone, Jim	1961, '62, '63
Bonfield, Luke	2015, '16, '17, '18
Bonnin, Bryce	2018
Booker, P.	1903
Bosco, Jimmy	2012
Boyce, Charley	2003, '04, '05, '06
Bowden, William P.	1952, '53, '54
Bowen, Luther	1994, '96
Bradbury, Ralph	1974, '75, '76, '77
Bradford, Hollis	1922
Bradford, James	1976, '77
Bradley, Eugene Alford	1953
Bradley, Keith	1995, '96
Brail, Rick	1991
Brannon, Clint	2000, '03, '04
Brazil, Ernest	1919
Breeden, Bill	1969, '70, '71
Brenton, Gene Thomas	1963, '64, '65
Brewer, Dale	1928, '29
Brewer, Timothy	1973, '74
Bridges, Scott	2002, '03, '04, '05
Briggs, Oscar	1899, 1902
Brocail, Scott	1991, '92, '93, '94
Broadway, Barry	1980
Brown, Charles Arthur	1952
Brown, Dale	1977
Brown, Dan	1990, '91
Brown, John	1924, '25
Brown, Silas Christian	1949, '50, '51
Broyles, Franco	2011
Brumble, Marc	1976, '77, '78
Bryan, Chris	1988, '89
Bryan, Lemuel	1902, '03
Buchanan, F.E.	1908
Buckley, S.S.	1913
Buckley, Virgil	1912
Bulgarelli, Mark	1976, '77, '78, '79
Bull, Scott	1972, '76
Bumpers, Mike	1992
Burch, Matt	2017
Burgess, John	1986
Burnett, Mark	1998, '99
Burton, Jacob	2019
Burton, P.O.	1898

C	
Caldwell, Brent	1997, '98
Caldwell, Robert	1947
Calhoon, Jim	1987, '88, '89
Callaway, Jerry	1978
Campbell, Dan	1987
Campbell, Isaiah	2016, '18, '19
Campbell, Kevin	1984, '85, '86
Campbell, Mike	1968
Caple, Donald Lee	1963, '64, '65
Carlton, Jerry	1960, '61, '62
Carnes, Matt	1995, '96, '97
Carpenter, Bubba	1988, '89, '90, '91
Carpenter, Jay	1988, '89, '90
Carpenter, Preston	1954, '55, '56



Zack Cox earned All-America nods during both of his seasons (2009, 2010) with the Razorbacks.

Carr, J.F.	1898
Carson, Randall	1976, '77
Carter, Don	1981
Carter, Harry	1947
Carter, Marl D.	1962, '63
Carter, Randall	1979, '80
Carver, Tim	2009, '10, '11, '12
Catron, Austin	2016
Cebuhar, John	1987, '88
Cecil	1905
Center, Jerry	1976
Chadwick, Bob	1986
Chadwick, Cannon	2015, '16, '17
Charlton, Aaron	1993
Childress, Robert M.	1956, '57
Chipman, Marvin	1926, '27
Christian, Carroll	1923, '24
Christian, O.	1898
Cisterna, Ryan	2008, '09
Clancy, Tim	1978, '79, '80
Clark, Cody	2001, '02
Clark, Chris	1993, '94, '95, '97
Clark, Dera	1984
Clark, Kyle	1997, '98
Clark, M.D.	1898
Clayton, Walker B.	1923
Clements, Charles M.	1972
Clements, Steve	1984, '85
Clinkenbeard, Bob	1981
Cloninger, Chris	1996
Cobb, David	1994
Cochran, Keith	1971, '72, '73
Cole, Eric	2016, '17, '18
Cole, George Sr.	1926, '27, '28
Cole, John Conway Jr.	1951
Cole, Kenneth	1908
Coleman, Walter C.	1972, '73, '74
Collis, Devin	2005, '06
Conner, Michael	2001, '02
Conway, George	1902
Cook, Brian	1990, '91, '92, '93
Cook, Damon Lee	1966
Cook, Joe	1908, '09
Coon, Casey	2007, '08
Coppock, Mark	1990, '91
Corbell, Charlie	1982, '83
Corgan, Chuck	1922, '23, '24, '25
Costello, Conor	2012

Cotton, Delano Talbert	1962, '63
Cox, Evan	2007, '08
Cox, Harold Earl	1948, '49
Cox, Zack	2009, '10
Coyle, Norman	1910, '11
Craig, Charles	1924
Crawford, C.	1929
Crawford, Rick	1982
Creekmore, Stephen W.	1910, '11
Cronin, Matt	2017, '18, '19
Crossett, Scott	1998, '99, 2000, '01
Crouse, Cliff	2000, '01, '02
Crossdale, E.W.	1913
Cunard, Craig	1981
Cunningham, Scott	1993, '94
Curtis, Gary	1983
Cusack, Thomas	1953, '54, '55
Cypert, Boyd	1912
Czanstkowski, Tom	1992, '93

D	
D'Alexander, Greg	1987, '88, '89, '90
D'Amico, Joe	1992, '93
Dahl, Anthony	2016
Dailey, Randy	1971, '72
Daly, Cory	1995
Daniel, Trent	2011, '12, '13
Darr, Andrew	2008, '09
Davenport, Geoffrey	2009, '10, '11
Davis, Joe	1991
Davis, Matt	1998
Davis, Menar	1912
Davis, Mike	1910, '11, '12
Dawson, Bill	1988
Day, Chris	1978
Day, Devin	2004
DeBriyn, Marty	1997
Deason, Jesse Wayne	1956
Deere, Jason	2004
Dees, Billy	1981, '82
Deitz, Tim	1983, '84, '85
Dellasega, Joe	1980
Dennison, Brian	1991
Denton, Marshall	2017, '19
Dickinson, Wallace	1924, '25
DiLeo, Joe	1985, '86
Dipper, Wayne	1968
Dodd, Rob	1990

A



All-SEC shortstop Scott Hode played four years for Arkansas and was a career .282 hitter while playing in 210 games.

Donathan, Jeff	1926, '27, '28
Dorothy, William N.	1969, '70
Dougherty, Harry K.	1947, '48
Douglas, Hall	1928, '29
Dowell, O.	1903
Downey, Charles	1990
DuBose, Dave	1976, '77
Dudley, Kirk	1981, '82
Dugger, Jake	2004, '05, '06, '07
Duka, Michael	1953
Dunlap, Tyrie	1974

E	
Eagan, Clark	2014, '15, '16
Eason, Alcuin	1903
East, Jack	1920, '21
Edmonds, Bobby Joe	1986
Edwards, Bobby	1987, '88
Edwards, Delmar Butch	1965, '66, '67
Eibner, Brett	2008, '09, '10
Eklund, Troy	1986, '87, '88, '89
Elliot, Lynn Blaine	1961, '62, '63
Ellis, Scott	1996, '97, '98
Ellison, Babe	1914, '15, '16
Epps, Scott	1989, '90, '91, '92
Erickson, Matt	1995, '96, '97
Erwin, Richard	1976, '77, '78, '79
Erwin, Wally	1979
Etheridge, Haden	1988, '89, '90, '91
Ewing, James	2006
Ezell, Trevor	2019


F	
Falwell, Chris	2014
Fanning, Chris	1991
Fant, Randall	2010, '11, '12, '13
Farris, Jordan	2013
Farwell, Fred	1985
Faust, Fred	1983
Feeny, Chris	1995
Ferguson, Rick	1981, '82
Fernell, David	1984
Ficociello, Dominic	2011, '12, '13
Fields, James E.	1970
Fincher, L.J.	1921
Fischel, Frank James	1949, '50, '51, '52
Fishback, Herbert	1897
Fisher, Eric	2011, '13, '14
Fisher, Joe	1994
Fisk, Gregory Michael	1967
Fleming, P.A.	1898
Fletcher, Dennis	1986, '87, '88, '89
Fletcher, Dominic	2017, '18, '19
Fletcher, Jeff	1999, 2000, '01, '02

Flowers, Jeremy	1998
Forrest, TJ	2009, '10
Forsythe, Logan	2006, '07, '08
Foster, Herbert R.	1957
Foster, Pat Duane	1959, '60, '61
Foster, Rodney	1992
Foster, Virgil Lynn	1966
Foundren, Price	1927, '28, '29
Fox, Ryan	2001, '02, '03
Franklin, Christian 2019	
Franks, Lance	1996, '97
Freeman, Wallace Britton	1964, '65
Fry, Jeff	1993
Fulmer, Doyle	1928
Fuqua, Jason	2010

G	
Gaffney, W.C.	1919, '20, '21
Garcia, Rudy	1982, '83, '84
Gardner, Jarrett	2002, '03
Garrett, John Doyle Jr.	1956
Garrison, Johnny	1950
Gassaway, Cullen	2015, '16
Gates, Jared	2017, '18
Gatling, Tom	1908
Geis, Clarence	1928
Gentry, Aaron	1994
Gentry, Craig	2005, '06
Geren, J.M.	1913
Gessner, Tom	1998
Gilbert, James	2004, '05, '06, '07
Giles, Danny	1997, '98
Gilleland, Greg	1998, '99
Gilmore, Kale	1991, '92
Gilmore, Tony	1989, '90
Glanz, Scott	1980, '81, '82
Glaze, Thomas Arthur	1958, '59
Glynn, Josh	2002
Gonring, Doug	1981
Goodheart, Matt 2019	
Goodner, Boyd	2003, '04
Goodwin, Clay	2002, '03, '04, '05
Gorman, Henry F.	1981
Gosser, Alex	2014, '15, '16, '17
Grant, Dale	1986
Graves, Aaron	2001, '02
Gray, William Lewis	1963, '64, '65
Green, Doyle	1974, '76
Grubb, Bill	1979
Gunn, Michael	2012, '13, '14

ALL-TIME LETTERMEN ||

H	
Haaser, Steven L.	1972, '73
Hadley, Ray C.	1925, '27, '28
Hagedorn, Brad	1997, '98, '99, '00
Hagedorn, Brett	2001, '02, '03, '04
Haizlip, Ralph	1926, '27, '28
Hall, Caton	2003, '04
Hall, H.C.	1959, '60
Hall, Zack	2010, '11
Hamblin, Danny	2004, '05, '06, '07
Hamilton, Jim	1994
Hancock, Doy	1924, '25
Hannahs, Gerald	1971, '72, '73, '74
Hargroves, Willie	1977, '78
Harper, Arvis	1976, '77, '78
Harper, Bland Robert	1965
Harris, Gary	1990
Harris, Kyle	1992, '93, '94
Harris, Ray	1985, '86, '87, '88
Harris, Trey 2019	
Harris, Ty	2016
Harrison, Brett	1983, '84
Hart, Hunter	2016
Hartman, Jim	1985
Harvill, Jeff	2011
Hatfield, Kenneth Wahl	1963, '64, '65
Hauskey, Thomas	2007, '08, '09, '10
Haynie, Arnold Augustus	1962, '63, '64
Haynie, Bracey	1922, '23
Hays, Ben	2011
Heather, Scott	1997, '98
Heatley, Jeremy	2009, '10
Heiss, Brenden	2017
Hellbusch, Isaac	2013
Helton, Keith	1984, '85, '86, '87
Hemm, Jeff	1975, '76, '77, '78
Hemm, Warren	1975, '76
Henderson, DeMatt	1899, 1900, '01
Hendricks, Charles Lowber	1947, '48
Hendey, Waldersee	1921
Hennell, John	1978, '79, '80, '81
Hennesey	1911
Henson, James W.	1972
Henry, Liam	2019
Henry, Thomas Walter	1967
Hernandez, Darin	1986
Hester, Bart	1998, '99, 2000
Hicks, Quazar	1994
Highfill, H.H.	1912
Hill, Thomas Jasper Jr.	1964
Hill, Travis	2007, '08
Hilton, Howard	1984, '85
Hindman, Randy	1982
Hinds, Hubert	1919, '20
Hines, Glen Ray	1989
Hinske, Eric	1996, '97, '98
Hinton, Percy	1911, '12, '13
Hobson, Edward Louis	1957, '58, '59
Hobson, Todd	1989, '90
Hode, Scott	2002, '03, '04, '05
Hoefler, Jeff	2000, '01
Hogan, Gary Jr.	2000, '01, '02
Hogan, Max	2015
Hollensworth, Chris	2005, '06
Holloway, Max Marvin	1958, '59, '60
Holloway, Trey	2004, '05, '06
Holt, Henry Cecil	1912
Hom	1906, '09
Hon, Jackson	1925
Hopkins, Thomas Hugh	1966, '67, '68
Horn, Jack	1908
Horne, David Buford	1959, '61
Horton, Donald Clyn	1956, '57, '58
Horton, Ralph H.	unknown
Hotchkiss, Henry	1910
Houck, Jeff	1990, '91, '92, '93
House, Herbert Claude	1967, '68
House, Jacob	2008, '09
Howard, Fred	1970
Hreha, Dan	1989, '90, '92
Hrozek, Wayne	2006, '07
Huchingson, Stuart	1979, '80, '81
Huddleston, Jeff	1978, '79, '80
Hughes, Bob	1993, '94
Hughes, Howard (Dick)	1957, '58
Hunt, Claude Ruse	1957
Huntze, Rick	1983, '84, '85
Hum, David	2006
Hurley, Scott	1998, '99
Hyatt, Robert F	1905, '06, '08
Hyson, Cole	1989
I	
Isaacson, Charlie	1999, 2000, '01, '02



Logan Forsythe played three years with Arkansas and was drafted in the first round of the 2008 MLB Draft by the San Diego Padres.

|| ALL-TIME LETTERMEN



J		
Jackson, Jeremy	1997	
Jackson, Mark	1983, '84, '85	
Jackson, Randy	1944	
Jackson, Zach	2014, '15, '16	
Jacobs, Robert	1924, '26	
Jamerson, Charles (Lefty)	1919, '20, '21	
Jamerson, D.C.	1922	
Jameson, Jasen	1994	
Jay, Jim Wilbur	1963, '64	
Jenkins, John	1973	
Jennings, Archie Winthrop	1966	
Jester, Joe	1997, '98, '99	
Johnson, Charles	1965	
Johnson, Danny	1980	
Johnson, Mark	1990, '91	
Jones, Ben	1943, '44	
Jones, Donald Gilbert	1956, '57	
Jones, Gary	1982	
Jones, Mark A.	1969, '70	
Jones, Randall E.	1972, '73, '74	
Jones, Sean	2007, '08	
Joiner	1902	
Julius, Jacob	2007	

K		
Kauffman, Rob	1977, '78, '79, '80	
Kearns, Walter Lewis	1951, '52, '53	
Kee, Kevin	1985, '86	
Keeter, Daniel R.	1970	
Keith, Charles	1908	
Kell, Skeeter	1948, '49, '50, '51	
Kelly, E.L.	1897	
Kemp, Jarrell R.	1921	
Kenley, Jack	2017, '18, '19	
Kent, Elmore	1922, '23	
Kerns, Keith	1985	
Kerr, John Herman	1958, '59, '60	
Keuchel, Dallas	2007, '08, '09	
Kilgallen, Richard	1947, '48, '49	
Killian, Trey	2013, '14, '15	
Kindle, Judd	2003	
King, Bryan	2000	
King, C.H.	1922	
King, Cyrus	1923, '24, '25	
King, Dave	1979	
King, Jeff	1984, '85, '86	
Kirby, Brian	1998, '99, 2000, 01	
Kirk, Scott	1978	
Kirkland, Mike	1973, '74	
Kizer, Roland	1919, '20	
Kjerstad, Heston	2018, '19	
Klein, Mike	1994	
Kline, Richard	1964, '65	
Knight, Blaine	2016, '17, '18	
Koch, Grant	2016, '17, '18	
Kopps, Kevin	2017, '19	
Korbal, Kendall	2008	
Kostyshock, Jacob	2017, '18, '19	
Kowalchuk, Christian	2009, '10	
Kraus, Ralph	1983, '84, '85, '86	
Kreder, Monk	2010	
Kregal, Horace	1927	
Kremers, Jim	1985, '86, '87, '88	
Kretschmar, James Joseph	1955, '56	
Kreymborg, Mike	1979	
Krueger, Steve	1979, '80	
Kuhn, Collin	2009, '10, '11	

L		
Lacey, Shaun	1977, '78	
Lahay, Bruce	1978	
Laird, Tony	1983, '84	
Lamberth, John	1973	
Lambeth, Dan	1982, '84	
Lancaster, Les	1982, '83, '84	
Land, Lee	2005	

Leach, Aaron	1998	
Leavitt, Chase	2008, '09	
Lee, Cliff	2000	
Lee, Evan	2017, '18	
Lenox, Greg	1971	
Lennerton, Ryan	2004	
Leraris, Justin	2001, '02	
Leuppe, Ed	1981, '82, '83	
Leverette, Dixie	1914	
Leverette, Edward Vaulx	1898, 1905	
Ley, Stan	1971, '72	
Lidell, Finessee	1909, '10	
Liles, Greyson	1989, '90, '91	
Limbocker, Scott	2007, '09	
Lindsey, James Edgar	1964, '65	
Linebarrier, Bobby Joe	1951	
Lipsmeyer, David	1978	
Little, Blake	1990, '91	
Loggins, Mike	1983, '84, '85	
Lollar, Tim	1977, '78	
Long, Frances Jones	1952, '53, '54	
Long, Gordon	1947, '48, '49	
Longonitti, Henry P.	1947	

Longoria, Keith	1981, '82	
Loseke, Barrett	2016, '17, '18	
Loseke, Scott	1982, '83	
Lowery, Jackson	2014, '15	
Lubker, Herman	1947	
Lundquist, Dennis	1974, '75	
Lundquist, Ryan	1996, '97, '98, '99	
Lundquist, Tim	1976, '77	
Lunney, Barry Jr.	1993, '94, '95, '97	
Lusker, Chris	1985	
Lutes, Charles, Russell	1953	
Lyles, Robert Earl	1956	
Lyles, Tigger	2001	
Lynch, Cade	2011, '12, '13	
Lyon, Earl	1926	
Lyons, Scott	2008, '09	
Lyons, W.A.	1922, '23	

M		
Maday, Daryl	2004, '05, '06	
Magness, James Edward	1963, '64	
Mahaffey, Alan	1995	
Mahan, Jacob	2012, '13	
Mahler, James	2008	
Manatt, Jared	1999, 2000	
Marshall, David	1969, '70, '71	
Marquardt, John Henry	2005, '06	
Martin, Casey	2018, '19	
Martin, E.G.	1898	
Martin, Mike	1978, '79	
Masanda, Daren	1994, '95, '96	
Mason, Donald	1965, '66	
Masters, David	2012	
Matheson, Derek	1996, '97, '98, '99	
Matthews, Walter Ray	1954, '55, '56	
McAfee, Brett	2013, '14, '15	
McAllister, Leslie Edward	1967, '69	
McAlvain, Jarred	1996	
McCann, James	2009, '10, '11	
McCaughtry, Floyd	1960, '61	
McClain, Mark	1976, '77	
McClure, Dave	1980, '81	
McConnell, Jason	1995, '96, '97	
McConnell, Kirk	2002, '03	
McCorquodale, Knox	2005	
McCowan	1902	
McCrotty, Wes	1998, '99, 2000	
McCullough, William Glenn	1923	
McDaniel, Dale	1979	
McDaniel, Larry L.	1972	
McDaniel, Travis	1997, '98, '99, 2000	
McGaha, Mel	1947, '48	
McGehee, Mel	1945, '47, '48	



Dallas Keuchel earned SEC All-Freshman honors in 2007, the AL Cy Young Award in 2015 and added a World Series title in 2017.

McGurk, Pat	1980	
McFarland, Jordan	2017, '18, '19	
McHale, Robert	1979, '80	
McHan, Lamar	1952, '53	
McKenzie, James Horace	1961	
McKinney, Jarrod	2009, '10, '11	
McKinney, Keaton	2015, '16, '18	
McKissack, Stephen Louis	1967	
McLelland, Brian	2004, '05, '06, '07	
McNemer, Phil	1908, '09	
McNiel, Donald	1975, '76, '77	
McReynolds, Kevin	1979, '80, '81	
McShane, Mickey Paul	1964, '65	
Mercado, Jose Egardo	1951	
Merrill, Bubbs	2004	
Merryman, Josh	2000, '01, '02, '03	
Methvin, Garrett	2010	
Milburn, Frank H.	1923, '24	
Milford, Clinton G.	1909, '10, '11	
Miller, Donald L.	1950, '51	
Miller, Grady	1908, '09, '10, '11	
Miller, John	1983, '84	
Miller, Ray	1995	
Miller, Richard L.	1972, '73, '74	
Milligan, Hunter	2018	
Milwee, F.B.	1913	
Mitchell, Bruce	1971, '72, '73, '74	
Mitchell, S.D.	1921	
Mobbs, Jimmy	2003	

Monke, Caden		
Mont, Theodore Jr.	1961, '62, '63	
Montgomery, Bill	1975, '76	
Moody, Billy Joe	1962	
Moore, Brandon	2011, '12, '13	
Moore, Kenderick	1993, '94, '95, '96	
Moore, Rod	1986, '87	
Moore, Ron	1989, '90, '91	
Mooty, James Wesley	1958	
Moriarity, Mike	1996, '97, '98, 2000	
Morris, Jacob	2011, '12, '13	
Morris, William T.	1972, '73	
Mosley, Tim	1995	
Muldoon, Allen Mike	1967	
Mulhollen, Danny Byron	1962, '63, '64	
Mulvaney, Brad	1994, '95, '96	
Murphree, Aaron	2007, '08	
Murphy, Bill	1974	
Murphy, Gary	1984, '85	
Murphy, Jon	2000	
Murphy, Kacey	2016, '17, '18	
Murphy, Sam	2008, '09, '10	

Murrell, Easton	2018	
Muse, Preston	1926	
Myers, Ed	1981, '82	

N		
Nauman, John	1971, '73	
Neal, Tommy A.	1972, '73	
Nelson, Peyton	2000	
Nesbit, Jacob	2019	
Newland, Josh	2000	
Newman, Willie	1988	
Newton, C.B. Jr.	1958, '59	
Nix, Bobby	1965	
Nix, Lowell Edsel	1952, '53, '54	
Noland, Connor	2019	
Nomura, Rick	2015, '16	
Norcott, A.	1912, '13	
Norton, Delbert	1902	
Nosari, Eldon Joe	1958, '59, '60	
Nutt, Jeff	2007, '08	
Nye, Elmer Lloyd	1967	
Nye, Richie	1996	
Nye, Rodney	1998, '99	

O		
Odom, Tony	1982	
Oliver, Chris	2012, '13, '14	
Oliver, Thomas P.	1929	
Opitz, Casey	2018, '19	
Oquist, Mike	1987, '88, '89	
Ormsby, Ban	1976	
Osborn, Donald Jr.	1965	
Osmon, Scott	1989	
Overbey, Rogers	1955, '56, '57	

P		
Pagnozzi, Tom	1983	
Palen, Mike	1992, '93	
Parker, Blake	2004, '05, '06	
Parker, Steve	1986	
Parsons, Jeff	1993, '94, '95	
Pate, Kyle	2015	
Patten, Jonah	2015	
Patterson, Dave	1985, '86	
Paul, Kortney	1991, '93	
Paulsen, Larry	1970, '71, '72, '73	
Payne, Buck	1916	
Peace, John	1971	
Pearson, Jeffrey Lynn	1964, '65, '66	
Pellow, Kit	1995, '96	
Pennell, Tucker	2015, '16	
Perdue, Monroe	1922	
Person, Robert	1988	
Peters, Darrell	1959, '60	

HISTORY AND RECORDS

A

Peters, Tim	1986, '87
Peters, Tony	1986
Phelan, Brian	1996, '97
Phillip, Alex	2014
Phillips, Jimmy	1987
Phillips, Lance	2014, '15
Pierce, Chad	2008
Piskor, Kirk	1989, '90, '91
Pittman, Donald	1898
Pitts, Nick	2000, '01, '02, '03
Plunkett, Zack	2018, '19
Poché, Colin	2013, '14
Pogue, Doug	1974
Pohle, Ike	1998, '99
Pomeroy, Kyler	2002, '03
Porter, A.W.	1926
Porter, Tom	1947, '48, '49
Pose, Scott	1987, '88, '89
Potts, Thomas	1898
Powell, David	1982, '83
Pratt, Haas	2003, '04
Pratt, Jordan	2010
Preston, Doyle	1993, '94
Pridemore, Harold C.	1951
Pryor, Michael Scott	1968, '69, '70, '71
Pryor, Shap Hanner	1952, '53
Ptak, V. James	1919, '20
Pufall, Ed	1974, '75
Pugh, Dennis	1973, '74
Pyle, Jason	2003

Q

Quarnstrom, Rob	1995, '96, '97, '98
-----------------	---------------------

R

Raether, Pete	1989, '91
Ragland, H.S.	1902
Ramage, Kole	2018, '19
Ramirez, Jean	2013
Rankin, Jeremy	2000, '01
Ray, Johnny	1978, '79
Rayder, Jan Wayne	1955, '56, '57
Raynor, Arthur	1927, '28, '29
Reagan, Stephen Earl	1967, '68
Reese, Ken	1987, '88
Reeves, John Clay	2012
Reindl, Jake	2016, '17, '18
Renfro, Elza	1924
Reves, Arch	1905
Reyes, Mark	2012
Reynolds, Matt	2010, '11, '12
Reynolds, Ronn	1979, '80
Rhoades, Barton R.	1972
Rhoads, Chris	2006, '07
Rhodes, Dave	1977, '78
Rice, Jacob	2011
Rice, Pat	1984, '85, '86
Richards, Stephen	2007, '08, '09
Richardson, Bryant	1994
Richardson, Derrick	1984, '85
Richmond, Jonathan	2001, '02, '03
Riethmaier, Matt	1998, '99, 2000
Riley, Justin	2000
Rinehart, Jimmy Jarrell	1951, '52
Robbins	1905
Roberts, Derek	1998
Roberts, Norm	1982, '83, '84, '85
Robertson, O. Leland	1920, '22, '23
Robinson, Kyle	2010, '11
Robinson, Mike	1981, '82, '83
Robison, Stephen	2004, '05, '06, '07
Roby, Ellis	1983, '84, '85
Rock, Mike	1981, '82, '83
Rodriguez, Jordan	2016
Roehl, Scott	2001, '02, '03
Rogers, Brian	1994, '95, '96, '97
Rogers, Kenny	1980, '81

Rogers, Marty	1980, '81
Rogers, Ted Don	1957
Rogers, Weston	2016, '17, '18
Rogerson, J.B.	1920, '21
Roller, Robert Michael	1966
Rose, Glen	1927, '28
Rosson, Sam	1926
Rowlett, Casey	2004, '05
Rucker, Charles	1925
Rucker, Garrett	2014
Rucker, Jeff	1924, '25, '26
Rucker, Paul	1934, '35
Ruckerman, Charles	1923, '24, '25
Ruder, Russ	1981
Russell, Zac	2010
Rutledge, Jackson	2018

S

Sample, Charles	1910
Sample, Travis	2009, '10
Sanburn, Nolan	2011, '12
Sanburn, Parker	2015
Sawatski, Jay	2003, '04
Sayles, Rickey	1964
Schalchlin, George W.	1912
Schaufele, Louis J.	1949, '50, '51
Schmidt, Nick	2005, '06, '07
Schoonover, Wear	1929
Schranz, Jeff	1981, '83
Schwanke, Willie	2013
Scott, H.A.	1969, '70, '71
Scott, John T.	1902
Scroggins, Cody	2016, '17, '18, '19
Secrist, Brad	2007
Seibert, Shaun	2005, '06, '07, '08
Sells, Carter	2019
Serrano, Joe	2012, '13, '14, '15
Seward, Tim	1981, '82
Shaddy, Carson	2015, '16, '17, '18
Shaddy, Chris	1980, '81, '82
Shawgo, Jack Edwin	1949, '50
Sheredy, Kevin	1994, '95
Sherrill, Tim	1986, '87
Shock, Billy	1980
Simms, Darien	2016
Shoptaw, Britt	1988
Simpson, Landon	2013, '14
Sisco, Mike	1986, '87
Skeels, Andy	1986, '87
Skeels, David	1992, '93, '94, '95
Skinner, Joe	2004
Slembarski, Ron	1983
Smalling, Tim	2007, '08
Smith, Austin	1925
Smith, C.S.	1913
Smith, Don Roy	1956, '57, '58
Smith, James Howard	1950, '51, '52
Smith, Jarrette Dean	1950
Smith, Josh	2005, '06
Smith, Thurman Jr.	1970, '72, '73
Smyly, Drew	2009, '10
Smyor, C.P.	1898
Snowden, Greg	1973, '74
Soden, James Paul	1962, '63, '64
Spanberger, Chad	2015, '16, '17
Spence, Jeff	1977, '78
Spence, Thad Burke	1948
Spikes, James L.	1920, '21, '24
Spoon, Tyler	2013, '14, '15
Springston, Cliff	2008
Stafford, Joe Herman	1965, '66, '67
Stall, Carl	1992, '93
Stallings, Matt	2004
Standley, Billy Glenn	1967, '68, '69
Stanek, Ryne	2011, '12, '13
Stanley, J.H.	1905

Stanley, John	1979, '80
Stanley, Tom	1903, '06
Starkey, Chuck	1980
Stephan, Trevor	2017
Stephens, Bob	1976
Stephens, G.K.	1898
Stephens, Jason	1996
Stricklin, Clayborne Jr.	1968, '69
Stidham, Phillip	1989, '90, '91
Stillwell, Rod	1988, '89
Stinson, Ryan	1992, '93
Stoakes, Sid	1909, '10
Stolzer, Robert	1957, '58
Stone, Jacob	2014, '15
Stout, S.R.	1911, '12, '13
St. Pierre, Robert	1953
Suggs, Colby	2011, '12, '13
Sutton, Mark	1976
Swope, Mark	1988, '89, '90

T

Tabor, Scott	1979, '80, '81, '82
Taccolini, Domic	2014, '15, '16, '17
Taft, Steve	1990, '91, '93, '94
Talbot, Jeremy	1996
Taylor, Collin	2019
Taylor, Evan	2019
Teague, James	2014, '15, '16
Tejcek, Jim	1989
Thomas	1902
Thomas, Don	1986, '87, '88, '89
Thomas, Everett William	1956, '57, '58
Thomas, O.C.	1912
Thomas, Reggie	1980, '81
Thomas, Richard	1992
Thomas, Tim	1989, '90, '92
Thomason, Dewey Jr.	1947, '48, '49, '50
Thomason, Joe Henry	1954, '55, '56
Thompson, Burl	1929
Thompson, Clark	1908
Thompson, Gerald	1978
Thompson, Henry	1976, '77, '78
Thorne, Matt	2000
Tidwell, Chad	1995, '96
Tiffée, Ronald C.	1966, '67, '68
Tisher, Mitch	2000
Todd, Jess	2007
Tompkins, Chuck	1909, '10, '11
Toops, Brady	2002, '03, '04
Trainer, Kendall	1986, '87, '88
Trapp, Charles	1930
Trest, Elijah	2019
Trigg, J.W.	1903
Trigg, Tom	1905
Trimble, Claud	1928, '29

Triplett, Gerald	1903
Troglin, Mike	1990
Tschepikow, Ben	2005, '07, '08, '09
Tucker, Jeff	1992
Turney, Cole	2018
Tyra, John	1966, '67, '68

V

Van Every, Lynn	1986
Van Horn, Dave	1982
Vann, John S.	1910
Vaske, Terry	1992
Vent, Kevin	1998
Verhage, Terry	1968, '69, '70, '71
Vermillion, Zebulon	2018, '19
Vidmar, Ed	1980, '81
Villanueva, Eddie	1971
Vincenheller, G. Aston	1898, '1902
Vincent, Farrell	1971
Vinson, Matt	2010, '11, '12, '13

W

Wachter, Scott	1980, '81
Wagner, Matt	1991, '92
Wales, Ted	1970, '71, '72
Walker, Brian	2005, '06, '07
Walker, Brian	1992
Walker, Clint	1996
Walker, Doug	1991
Walker, Johnny	1975
Walkup, Jim	1928, '29
Wallace, Ed	1978, '79
Wallace, George	1922
Wallace, Larry	1976, '77, '78, '79
Walling, David	1998, '99
Wanger, Fred	1969, '70
Ward, Jim	1982, '83, '84
Warram, James	1925
Warrior, Manual	1978, '79
Washburn, Kyle	2000, '01
Washington, Curtis	2019
Washington, Fredy Lee	1968
Watkins, David	1992
Watkins, James	1902
Watts, Kern	2004
Watson, J.T.	1905, '06, '08
Watson, John R.	1905, '06
Watson, Michael	1976
Weatherford, Luke	2001, '02
Weaver, Gary Francis	1960, '61, '62
Webb, Richard	1981
Weckel, Wilfin R.	1973
Wehrle, Kendall	2009
Welker, Brad (Duke)	2007
Wells, Justin	2008, '09



Drew Smyly was an All-SEC second team selection in 2010.

|| ALL-TIME LETTERMEN



Wells, S.R.	1912
Welsh, Jack	1997, '98, '99, 2000
Wernes, Bobby	2014, '15
Westerside, Kenneth	1967
Westphal, Robbie	1954, '55
Wheller, Jerry Thomas	1961, '62
Whillock, Jack	1962, '63, '64
Whitaker, Ryan	1991, '92, '93
White, Justin	2004
Whitekiller, Jerel	1998
Wicklander, Patrick	2019
Wiggins, Blake	2015
Wild, Michael	2006
Wilkerson, Krisjon	2014, '15
Wilkerson, Lyle Allen Jr.	1952, '53, '54
Wilkinson, Spencer	1987
Wilkins, Andy	2008, '09, '10
Wilkins, Charles	1925, '26
Willard, Matt	2006, '07
Willey, Doug	2016
Williams, Allen	1991, '92, '93, '94
Williams, Alvin Lee	1947, '48
Williams, Chris	2003
Williams, Darrell Dean	1960, '61, '62
Williams, David Lee	1968, '69, '70, '71
Williams, Jarrell	1959, '60, '61
Williams, Jaxon	2017
Williams, L.J.	1919, '20, '21
Williams, Michael	1973, '74
Williams, Paul	1968, '69, '70, '71
Williams, Paul X	1927, '28, '29
Williams, Reggie	1995, '96
Williams, Robert James	1949, '50, '51
Willis, Billy Don	1967, '68
Wimot, J.C.	1898
Wilmoth, John Alan	1968
Wilson, Andy	1996
Wilson, Doyle	1985, '86
Wilson, Gary	1982
Wilson, Hunter	2017, '18
Wilson, Joe Bill	1954
Wilson, Roger	1988
Wilson, Tommy	1909, '10, '11
Wise, Jake	2011, '12, '13, '14
Wishy, Andrew	2001, '02, '03
Wofford, Tim	1982, '83
Wood, David	1974
Wood, Roy	1912, '13
Woodruff, Jim	1970
Woodruff, Patrick	2002
Woods, Jeremy	1995, '96
Woods, Scott	2001, '02
Workman, Richie	1993, '94, '95, '96
Wright, A.E.	1909
Wright, Dan	1997, '98, '99
Wright, Myron Ernest	1964, '65, '66
Wright, Tyler	2012, '13
Wyles, Bill	1970, '71


Y

Yost, Matt	2003
Young, Clint	1910, '11
Young, Donald	1948
Youngblood, Jon	2000

Z

Zacher, Todd	1980, 81
Zambrana, Luis	1979, 80
Zane, Kelly	1987, 88

* Current players in bold



Catcher Jake Wise earned four letters with the Razorbacks and was named an SEC All-Defensive player in 2014 after catching 20 base stealers.

BATTING

Batting Average

Rank	Total (H/AB)	Year/Games
1.	.341 (723/2118)	1997 / 56
2.	.334 (593/1775)	1984 / 56
3.	.326 (740/2273)	1987 / 68
4.	.325 (548/1995)	1990 / 62
5.	.321 (704/2192)	1985 / 66
6.	.316 (666/2110)	1998 / 59
7.	.313 (655/2123)	1996 / 59
8.	.312 (525/1681)	1982 / 57
9.	.312 (533/1707)	1981 / 52
10.	.309 (240/777)	1973 / 28

At Bats

Game: 67, Texas A&M - 5/5/89

Rank	Total	Year / Games	Avg./Gm
1.	2402	2004 / 69	34.81
2.	2347	2018 / 69	34.01
3.	2339	1999 / 65	35.98
4.	2279	2019 / 66	34.53
5.	2276	2010 / 64	35.56
6.	2273	1987 / 68	33.43
7.	2247	2012 / 68	33.04
8.	2233	1989 / 67	33.33
9.	2207	2009 / 65	33.95
10.	2203	2007 / 64	34.42

Runs

Inning: 14, Saint Louis (1st) - 4/7/10

Game: 33, Southwest Baptist - 3/21/84

Rank	Total	Year / Games	Avg./Gm
1.	589	1997 / 56	10.52
2.	575	1987 / 68	8.46
3.	543	1985 / 66	8.23
4.	529	1999 / 65	8.14
5.	498	1998 / 59	8.44
6.	491	2019 / 66	7.44
7.	482	2018 / 69	6.99
8.	482	1988 / 62	7.77
9.	481	2010 / 64	7.52
10.	481	2007 / 64	7.52

Hits

Game: 32, Southwest Baptist - 3/21/84

Rank	Total	Year / Games	Avg./Gm
1.	740	1987 / 68	10.88
2.	723	1997 / 56	12.91
3.	705	1999 / 65	10.85
4.	704	1985 / 66	10.66
5.	697	2010 / 64	10.89
6.	697	2004 / 69	10.10
7.	695	2018 / 69	10.07
8.	686	1989 / 67	10.24
9.	679	2019 / 66	10.29
10.	666	1998 / 59	11.29

Doubles

Game: 11, Texas Tech - 4/13/85

Rank	Total	Year / Games	Avg./Gm
1.	172	1987 / 68	2.53
2.	168	1997 / 56	3.00
3.	153	1999 / 65	2.35
4.	142	2019 / 66	2.15
5.	142	1998 / 59	2.41
6.	142	1989 / 67	2.12
7.	139	1985 / 66	2.11
8.	135	2007 / 64	2.11
9.	133	2005 / 61	2.18
10.	130	2010 / 64	2.03

Triples

Game: 5 3x, last vs. Memphis - 2/20/87

Rank	Total	Year / Games	Avg./Gm
1.	40	1979 / 64	.325
2.	38	1994 / 57	.667
3.	38	1987 / 68	.559
4.	38	1983 / 65	.585
5.	35	1989 / 67	.522
6.	35	1980 / 66	.530
7.	34	1993 / 59	.576
8.	34	1990 / 62	.548
9.	34	1984 / 56	.607
10.	34	1985 / 66	.515

Home Runs

Game: 9, Grambling State - 6/4/10

Rank	Total	Year / Games	Avg./Gm
1.	98	2018 / 69	1.42
2.	92	2010 / 64	1.44
3.	88	2019 / 66	1.33
4.	84	1999 / 65	1.29
5.	83	2017 / 64	1.30
6.	80	2009 / 65	1.23
7.	80	1997 / 56	1.43
8.	77	2008 / 58	1.32
9.	75	2007 / 64	1.17
10.	74	1985 / 66	1.15

RBI

Game: 30 3x, last vs. Bucknell - 2/17/18

Rank	Total	Year / Games	Avg./Gm
1.	525	1997 / 56	9.38
2.	498	1987 / 68	7.32
3.	473	1999 / 65	7.28
4.	470	1985 / 66	7.12
5.	459	1998 / 59	7.78
6.	458	2019 / 66	6.94
7.	452	2018 / 69	6.55
8.	449	2010 / 64	7.01
9.	433	2007 / 64	6.77
10.	420	1996 / 59	7.12

Walks

Game: 19, vs. Alabama A&M - 3/12/13

Rank	Total	Year / Games	Avg./Gm
1.	361	1985 / 66	5.47
2.	355	1987 / 68	5.22
3.	325	1999 / 65	5.00
4.	324	2018 / 69	4.70
5.	321	2019 / 66	4.86
6.	309	1990 / 62	4.98
7.	304	2004 / 69	4.41
8.	301	1988 / 62	4.85
9.	290	1989 / 67	4.33
10.	290	1983 / 65	4.46



Arkansas set a team record with nine home runs in its 19-7 win over Grambling State in the 2010 NCAA Fayetteville Regional, including a career-high three homers from Brett Eibner.

|| TEAM RECORDS



Total Bases

Rank	Total	Year / Games	Avg./Gm
1.	1198	1987 / 68	17.62
2.	1189	1997 / 56	21.23
3.	1133	1985 / 66	17.17
4.	1125	2010 / 64	17.58
5.	1124	1999 / 65	17.29
6.	1115	2019 / 66	16.89
7.	1114	2018 / 69	16.14
8.	1047	1998 / 59	17.75
9.	1012	1989 / 67	15.10
10.	1008	2007 / 64	15.75

Strikeouts

Game: 25, Auburn - 5/19/94

Rank	Total	Year / Games	Avg./Gm
1.	581	2019 / 66	8.80
2.	518	2009 / 65	7.97
3.	511	2018 / 69	7.41
4.	482	2007 / 64	7.53
5.	463	2017 / 64	7.23
6.	462	2002 / 63	7.33
7.	454	2006 / 60	7.57
8.	451	2004 / 69	6.54
9.	445	2012 / 68	6.54
10.	441	2011 / 62	7.11
	441	1999 / 65	6.78

Stolen Bases

Game: 12, Central Missouri State - 2/28/92

Rank	Total	Year / Games	Avg./Gm
1.	155	1983 / 65	2.38
2.	142	1982 / 57	2.49
3.	136	1999 / 65	2.09
4.	133	1995 / 61	2.18
5.	123	1987 / 68	1.81
6.	122	2011 / 62	1.97
7.	119	1994 / 57	2.09
8.	117	1990 / 62	1.89
9.	115	1993 / 59	1.95
	115	1989 / 67	1.72

Slugging Percentage

Rank	Total	Year / Games
1.	.561	1997 / 56
2.	.527	1987 / 68
3.	.517	1985 / 66
4.	.504	1984 / 56
5.	.496	1998 / 59
6.	.494	2010 / 64
7.	.489	2019 / 66
8.	.488	1988 / 62
9.	.486	1990 / 62
10.	.485	1986 / 60

Sacrifice Hits

Rank	Total	Year / Games
1.	56	2011 / 62
2.	54	2014 / 54
3.	52	2013 / 61
4.	48	2012 / 68
	48	2004 / 69
6.	45	1995 / 61
	45	1982 / 57
8.	44	1987 / 68
9.	43	2009 / 65
10.	42	1976 / 47



Arkansas set a school record for home runs in a single season when it hit 98 long balls during the 2018 season. Junior Eric Cole tied for the team lead with 14 home runs and was one of five Razorbacks to hit 10 or more home runs during the year.

Sacrifice Flies

Rank	Total	Year / Games
1.	42	2018 / 69
	42	1995 / 61
3.	40	1986 / 60
4.	37	1991 / 62
	37	1989 / 67
6.	36	2014 / 36
7.	34	2007 / 64
	34	2004 / 69
9.	32	2005 / 61
	32	1988 / 62

Hit By Pitch

Rank	Total	Year / Games
1.	107	2007 / 64
2.	94	2003 / 57
3.	93	2010 / 64
4.	90	1999 / 65
5.	89	2002 / 63
6.	85	2014 / 65
7.	74	2005 / 61
8.	72	2000 / 64
9.	69	2018 / 69
10.	68	2004 / 69
	68	1998 / 59

PITCHING

Innings Pitched

Game: 17.0, Auburn - 5/19/94

Rank	Total	Year / Games
1.	621.1	2004 / 69
2.	613.0	2012 / 68
3.	603.1	2018 / 69
4.	581.2	2019 / 66
5.	580.0	2009 / 65
6.	578.0	1999 / 65
7.	576.0	1989 / 67
8.	575.1	2014 / 65
9.	574.2	2010 / 64
10.	570.2	2015 / 65

ERA (Lowest)

Rank	Total	Year / Games
1.	1.89	2013 / 61
2.	2.63	2014 / 65
3.	2.74	1976 / 47
4.	2.83	2012 / 68
5.	2.84	1977 / 51
6.	2.96	1971 / 41
7.	3.00	1982 / 57
	3.00	1968 / 28
9.	3.02	1979 / 64
10.	3.18	1973 / 31

ERA (Highest)

Rank	Total	Year / Games
1.	6.27	2000 / 54
2.	6.20	1997 / 56
3.	5.90	1992 / 57
4.	5.43	1988 / 62
5.	5.28	1998 / 59
6.	5.12	1999 / 65
7.	5.05	1994 / 57
8.	5.00	2016 / 55
9.	4.92	2008 / 58
10.	4.75	1995 / 61

Strikeouts

Game: 18, Missouri State - 3/25/09; Grand Canyon - 4/5/17

Rank	Total	Year / Games	Avg./Gm
1.	619	2017 / 64	9.67
	619	2018 / 69	8.97
3.	615	2019 / 66	9.32
4.	565	2007 / 64	8.83
5.	554	1999 / 65	8.63
6.	551	2010 / 64	8.61
7.	534	2012 / 68	7.85
8.	511	2009 / 65	7.86
9.	506	1995 / 61	8.49
10.	496	1987 / 68	7.87

Walks

Game: 15, Alabama - 4/29/18

Rank	Total	Year / Games	Avg./Gm
1.	315	1987 / 68	5.00
2.	314	1988 / 62	5.56
3.	297	1999 / 65	4.62
4.	295	1994 / 57	5.13
5.	290	1985 / 66	4.78
6.	287	1980 / 66	5.16
7.	282	2015 / 65	4.34
8.	275	1979 / 64	4.91
9.	264	1995 / 61	4.43
10.	263	2000 / 54	4.97

Runs Allowed

Game: 25, Oklahoma State - 1948

Rank	Total	Year / Games	Avg./Gm
1.	416	2000 / 54	7.86
2.	405	1997 / 56	7.44
3.	397	1999 / 65	6.18
4.	366	1998 / 59	6.33
5.	363	2009 / 65	5.58
6.	355	1994 / 57	6.18
7.	353	1992 / 57	6.60
8.	348	1988 / 62	6.16
9.	344	2008 / 58	5.93
	344	1987 / 68	5.46

Earned Runs Allowed

Rank	Total	Year / Games	Avg./Gm
1.	338	1997 / 56	6.21
2.	332	2000 / 54	6.27
3.	329	1999 / 65	5.12
4.	316	1992 / 67	5.90
5.	307	1988 / 62	5.43
6.	305	1998 / 57	5.28
7.	301	2009 / 65	4.63
8.	290	1994 / 57	5.05
9.	288	2019 / 66	4.36
10.	283	2008 / 58	4.88
	283	1995 / 61	4.75

Hits Allowed

Rank	Total	Year / Games	Avg./Gm
1.	686	2004 / 69	9.93
2.	624	2002 / 63	9.94
3.	595	2009 / 65	9.15
4.	590	1987 / 68	9.36
5.	581	1997 / 56	10.67
6.	579	1999 / 65	9.02
7.	568	2000 / 54	10.73
8.	567	1985 / 66	9.34
9.	562	1994 / 57	9.78
10.	558	2010 / 64	8.72

Complete Games

Rank	Total	Year / Games
1.	34	1980 / 66
2.	32	1979 / 64
3.	30	1982 / 57
4.	29	1974 / 43
5.	27	1976 / 47
6.	21	1981 / 52
7.	18	1973 / 31
8.	16	1984 / 56
9.	15	1992 / 57
	15	1970 / 32

Consecutive Shutouts


Season: 4 - 1980 (March 15-16 - 2 DHs)

Shutouts

Rank	Total	Year / Games
1.	13	1977 / 51
2.	10	2014 / 65
	10	2012 / 68
4.	9	1980 / 66
	9	1979 / 64
	9	1978 / 44
	9	1976 / 47
8.	8	2013 / 61
	8	1986 / 60
10.	7	2007 / 64
	7	2017 / 64

Saves

Rank	Total	Year / Games
1.	26	2018 / 69
2.	20	2011 / 62
3.	19	2013 / 61
	19	2006 / 60
5.	17	2012 / 68
	17	1989 / 67
7.	16	2009 / 65
	16	2004 / 69
	16	1987 / 68
10.	15	2019 / 66
	15	2015 / 65
	15	1995 / 61
	15	1990 / 62



The 2013 Arkansas pitching staff finished the season with a school-record 1.89 team ERA, led by Ryne Stanek's 1.39 ERA, which ranked as the third-lowest single-season ERA in school history.



Arkansas' pitching staff set a single-season record with 619 strikeouts in 2017, good for second in the SEC and sixth in the nation. Trevor Stephan led all Razorback pitchers with 120 strikeouts, the most by an Arkansas hurler in a season since 2007.

|| TEAM RECORDS



TEAM FIELDING

Percentage

Season: .976 - 2017

Assists

Game: 24, 2x, last at Auburn - 4/5/19

Season: 746 - 2012

Putouts

Game: 51, Auburn - 5/19/94

Season: 1839 - 2012

Errors

Game: 7, 4x, last vs. Louisiana Tech - 3/20/01

Season: 115 - 1983

Double Plays

Game: 5, at South Alabama - 2/21/15

Season: 77 - 1985

Triple Plays

Game: 1, 3 times

1B Dominic Ficociello to SS Tim Carver at Mississippi State, 3/25/12;

2B Mark Burnett to SS Joe Jester to 1B Rodney Nye vs. Auburn (SEC Tournament), 5/17/98;

2B Brett Harrison to SS Jim Ward to 1B Ralph Kraus vs. Texas (1983 SWC Tournament)

TEAM MISCELLANEOUS

Longest Game, innings

17 innings, Auburn - 5/19/94

Longest Game, time

6:00, vs No. 21 Missouri State (NCAA Regional) - 6/4/17

Most Runs, combined

Game: 40, Arkansas 32, Saint Louis 8 - 4/7/10

Most Runners Left on Base

Game: 19, vs. Tennessee - 4/20/02

Most Wins

Season: 51 - 1985, 1987, 1989

Most Losses

Season: 30 - 2000

Most Consecutive Wins

18 - 2/7/96-3/5/96

Most Consecutive Losses

13 - 4/30/16-5/21/16

Most Consecutive SEC Wins

10 - 3/21/99-4/11/99

Most Consecutive SEC Losses

18 - 3/12/00-4/28/00

Most Wins to Start Season

18 - 2/7/96-3/5/96

Most SEC Wins

22 - 1999

Most SEC Losses

23 - 2016

ATTENDANCE

Home Game

Regular season (Tickets sold):

12,589 vs. Mississippi State - 4/25/15

Regular season (Actual):

11,103 vs. LSU - 4/9/11

Home Series

Regular season (Tickets sold):

32,800 vs. Tennessee (three dates) - 4/26/19-4/28/19

Regular season (Actual):

29,931 vs. LSU (three dates) - 5/4/07 - 5/6/07

Home Total Season

Tickets sold: 348,775 (40 dates) - 2019

Actual: 244,182 (39 dates) - 2018

Home Average Season

Tickets sold: 8,719 (40 dates) - 2019

Actual: 7,419 (34 dates) - 2018

NCAA Postseason Home Game

12,167 vs. Missouri State - 6/6/15

(NCAA Fayetteville Super Regional)

All Games

26,155 vs. Florida State - 6/15/19

(College World Series Game 1, Omaha, Neb.)



Arkansas has finished in the top five nationally in attendance for over a decade, including 2015 when the Razorbacks ranked second nationally with an average attendance of 7,817 fans per game. The 2015 season saw the largest crowd in Baum Stadium history with 12,589 tickets sold against Mississippi State on April 25 and the largest postseason crowd in Baum Stadium history with 12,167 fans against Missouri State for Game 2 of the NCAA Fayetteville Super Regional on June 6.

HISTORY AND RECORDS

INDIVIDUAL BATTING

Games

Season: 69, Heston Kjerstad, Eric Cole, Dominic Fletcher - 2018
 Career: 246, Danny Hamblin - 2004-07

Batting Average

Season (min. 95 AB): .429, Zack Cox - 2010
 Career (min. 300 AB): .377, Matt Erickson - 1995-97

At Bats

Game: 9, Scott Pose, Greg D'Alexander vs. Texas A&M - 5/5/89
 Season: 283, Casey Martin - 2019
 Career: 940, Danny Hamblin - 2004-07

Runs

Game: 6, Trevor Ezell vs. Grambling State - 4/30/19
 Jeremy Jackson vs. Northeastern (Okla.) State - 4/16/97;
 Todd Zacher vs. Western Michigan - 2/28/81
 Season: 87, Eric Hinske - 1997
 Career: 241, Ryan Lundquist - 1996-99

Hits

Game: 6, Jeremy Jackson vs. Northeastern (Okla.) State - 4/16/97;
 Jason McConnell vs. Vanderbilt - 3/16/97;
 Kenderick Moore vs. Alabama - 5/20/95;
 Jeff King vs. Houston - 4/14/84
 Season: 102, Zack Cox - 2010
 Career: 288, Ryan Lundquist - 1996-99

Doubles

Game: 4, Rodney Nye vs. Louisiana Tech - 3/31/98
 Season: 28, Jim Kremers - 1987
 Career: 68, Ryan Lundquist - 1996-99

Triples

Game: 2, by many; last by Bobby Wernes vs. North Dakota - 2/14/15
 Season: 12, Troy Eklund - 1989; Johnny Ray - 1979
 Career: 20, Ty Bilderback - 1992-95

Home Runs

Game: 3, Chad Spanberger vs. Auburn - 5/25/17;
 Brett Eibner vs. Grambling State - 6/4/10;
 Tim Smalling at Ole Miss - 4/26/08;
 Aaron Murphree vs. Siena - 3/7/08;
 Danny Hamblin vs. Oral Roberts - 4/12/05;
 Rodney Nye at South Carolina - 5/16/99;
 Ryan Lundquist vs. Central Missouri State - 3/4/97;
 Scott Epps vs. SMS - 4/30/92;
 Kevin McReynolds vs. TCU - 4/27/80;
 Greg Snowden vs. Rice - 1974
 Season: 24, Ryan Lundquist - 1997
 Career: 57, Danny Hamblin - 2004-07

RBI

Game: 9, Ryan Lundquist vs. Central Missouri State - 3/4/97
 Season: 82, Jeff King - 1985
 Career: 232, Ryan Lundquist - 1996-99

Walks

Game: 5, Jake Dugger vs. Alabama - 5/5/06;
 Jim Kremers vs. Northwest Missouri State - 3/4/85
 Season: 68, Scott Loseke - 1983
 Career: 163, Jake Dugger - 2004-07

Strikeouts

Game: 5, Ty Bilderback, Jeff Parsons vs. Auburn - 5/19/94;
 Heston Kjerstad at LSU - 5/5/08
 Season: 79, Casey Martin - 2019
 Career: 235, Danny Hamblin - 2004-07

TEAM RECORDS ||



Danny Hamblin holds the UA career records for home runs (57) and games played (246).

Stolen Bases

Game: 4, four times; last by Logan Forsythe vs. Ole Miss - 5/19/07
 Season: 42, Scott Loseke - 1983
 Career: 95, Kenderick Moore - 1992-96

Total Bases

Game: 15, Ryan Lundquist vs. Central Missouri St. - 3/4/97
 Season: 190, Ryan Lundquist - 1997
 Career: 538, Ryan Lundquist - 1996-99

Extra-Base Hits

Game: 4, Brett Eibner vs. Grambling State - 6/4/10;
 Andy Wilkins at Oklahoma - 5/30/09;
 Danny Hamblin at Oral Roberts - 4/12/05;
 Rodney Nye vs. Louisiana Tech - 3/31/98;
 Ryan Lundquist vs. Central Missouri St. - 3/4/97;
 Greg D'Alexander vs. Indiana State - 4/1/90;
 Kirk Piskor vs. Wis.-Oshkosh - 3/19/90;
 Ralph Kraus vs. TCU - 4/19/85
 Season: 50, Andy Skeels - 1987
 Career: 131, Ryan Lundquist - 1996-99

Slugging Percentage

Season (min. 150 AB): .819, Ryan Lundquist - 1997
 Career (min. 300 AB): .694, Jeff King - 1984-86

Hit By Pitch

Game: 3, Collin Kuhn vs. Georgia - 4/18/10
 Judd Kindle vs. Kansas St. - 3/10/03;
 Jack Welsh vs. Florida - 3/25/00, vs. Centenary - 3/1/00
 Season: 25, Collin Kuhn - 2010
 Career: 53, Collin Kuhn - 2009-11

Sacrifice Hits

Game: 2, by many; last by Jacob Nesbit vs. EIU - 2/17/19
 Season: 15, Joe Serrano - 2013
 Career: 36, Jeff Houck - 1990-93

Sacrifice Flies

Game: 2, 14 times; last by Jax Biggers vs. Auburn - 4/7/18
 Season: 12, Greg D'Alexander - 1989
 Career: 20, Greg D'Alexander - 1987-90

INDIVIDUAL PITCHING

Wins

Season: 14, Blaine Knight - 2018
 Career: 34, Scott Tabor - 1979-82

Appearances

Season: 36, Phillip Stidham - 1989, 1991
 Career: 105, Phillip Stidham - 1989-91

Innings Pitched

Game: 11.2, Charlie Corbell vs. Rice - 1983
 Season: 124.0, Nick Schmidt - 2007; Rich Erwin - 1979
 Career: 383.1, Charley Boyce - 2003-06

Strikeouts

Game: 17, Jess Todd vs. South Carolina - 5/24/07
 Season: 155, David Walling - 1999
 Career: 345, Nick Schmidt - 2005-07

Walks

Game: 9, John Cebuhar vs. Missouri - 4/27/88;
 Steve Parker vs. Rice - 3/15/86
 Season: 73, John Cebuhar - 1987
 Career: 165, Barry Lunney - 1993-97

ERA

Season (min. 45 IP): 0.95, Phillip Stidham - 1990
 Career (min. 100 IP): 1.62, Phillip Stidham - 1989-91

Saves

Season: 14, Matt Cronin - 2018
 Career: 33, Phillip Stidham - 1989-91

Games Started

Season: 20, DJ Baxendale - 2012
 Career: 55, Charley Boyce - 2003-06

Complete Games

Season: 11, Steve Krueger - 1979, 1980
 Career: 28, Scott Tabor - 1979-82

|| INDIVIDUAL RECORDS



INDIVIDUAL FIELDING

Putouts

Game: 20, Trevor Ezell at Auburn - 4/5/19
Andy Wilkins vs. Washington St. - 5/29/09
Season: 627, Dominic Ficociello - 2012
Career: 1,301, Danny Hamblin - 2004-07

Assists

Game: 10, 2x, last - Bo Bigham vs. Vanderbilt - 3/26/11
Season, infielder: 197, Tim Carver - 2012
Season, outfielder: 11, Jay Carpenter - 1988
11, Tyler Spoon - 2014
Career: 539, Tim Thomas - 1989-92

Errors

Game: 4, Chris Shaddy vs. TCU - 4/27/80
Season: 28, Jason McConnell - 1996
Career: 57, Allen Williams - 1991-94

INDIVIDUAL MISCELLANEOUS

Longest Hit Streak

30 games, Randy Bobb - 1987

Consecutive Hits

10, Craig Gentry - 2005

Consecutive Steals

37, Chris Clark - 1994-97

Fewest Strikeouts (min. 200 AB)

6, Keith Longoria (202 AB) - 1982

Consecutive Strikeouts (start game)

9, Jess Todd - vs. South Carolina - 5/24/07

Consecutive Batters Retired

20, Richie Nye vs. Iowa State - 1996
Tim Deitz vs. Texas A&M - 1983

Consecutive Scoreless Innings Pitched

29.0, David Walling - 1998

Fewest Walks (season, min. 30 IP)

5, Marshall Denton (30.0 IP - 2019)
5, Jarrett Gardner (93.1 IP - 2003)

Fewest Hits (season, min. 30 IP)

12, Bill Bakewell (31 IP), 1977

Fewest Runs (season, min. 30 IP)

4, Michael Gunn (36.2 IP) - 2014

Fewest Earned Runs (season, min. 30 IP)

3, Michael Gunn (36.2 IP) - 2014

Most Defeats (season)

10, Charley Boyce - 2005

Longest Relief Appearance

9.0 IP, Les Lancaster vs. Oral Roberts - 5/9/82

Best Win Pct. by Pitcher (min. 10 decisions)

1.000, Blaine Knight (14-0) - 2018
1.000, Steve Krueger (13-0) - 1980



Craig Gentry patrolled the Razorbacks' outfield in 2005 and 2006. He set the Arkansas record for most consecutive hits with 10 in 2005.



DJ Baxendale set the Arkansas single-season record with 20 starts in the 2012 season.



GAMES PLAYED

Gms	Player	Years
1. 246	Danny Hamblin	2004-07
2. 242	Kenderick Moore	1992-96
3. 239	Jake Dugger	2004-07
4. 236	Jeff Houck	1990-93
5. 234	Don Thomas	1986-89
6. 232	Ryan Lundquist	1996-99
7. 228	Brian Kirby	1998-01
8. 226	Ralph Kraus	1983-86
9. 223	Greg D'Alexander	1987-90
223	Troy Eklund	1986-89

BATTING AVG (MIN. 300 AB)

AVG	Player	Years
1. .377	Matt Erickson	1995-97
2. .373	Dave Patterson	1985-86
3. .372	Jeff King	1984-86
4. .358	Andy Skeels	1986-87
5. .356	Randy Bobb	1987-88
6. .355	Zack Cox	2009-10
7. .350	Jeff Hoefler	2000-01
8. .349	Mark Johnson	1990-91
9. .348	Ryan Hinske	1996-98
10. .343	Scott Loseke	1982-83

AT BATS

AB	Player	Years
1. 940	Danny Hamblin	2004-07
2. 880	Kenderick Moore	1992-96
3. 874	Ryan Lundquist	1996-99
4. 863	Jake Dugger	2004-07
5. 776	Scott Hode	2002-05
6. 770	Jeff Houck	1990-93
7. 769	Allen Williams	1991-94
8. 766	Brian Kirby	1998-01
9. 759	Jack Welsh	1997-00
10. 756	Bo Bigham	2009-12
756	Tim Carver	2009-12

HITS

Hits	Player	Years
1. 288	Ryan Lundquist	1996-99
2. 284	Danny Hamblin	2004-07
3. 282	Kenderick Moore	1992-96
4. 260	Matt Erickson	1995-97
5. 247	Allen Williams	1991-94
6. 245	Ralph Kraus	1983-86
7. 243	Greg D'Alexander	1987-90
8. 242	Jake Dugger	2004-07
9. 237	Jeff King	1984-86
10. 229	Jack Welsh	1997-00

SINGLES

1B	Player	Years
1. 209	Kenderick Moore	1992-96
2. 183	Matt Erickson	1995-97
3. 176	Jeff Houck	1990-93
4. 174	Bo Bigham	2009-12
5. 165	Joe Serrano	2012-15
165	Jack Welsh	1997-00
7. 163	Danny Hamblin	2004-07
8. 162	Jake Dugger	2004-07
9. 161	Tim Carver	2009-12
10. 157	Ben Tschepikow	2005-09
157	Clay Goodwin	2002-05
157	Ryan Lundquist	1996-99

DOUBLES

2B	Player	Years
1. 68	Ryan Lundquist	1996-99
2. 62	Matt Erickson	1995-97
3. 61	Danny Hamblin	2004-07
4. 60	Allen Williams	1991-94
5. 58	Brian Kirby	1998-01
58	Jim Kremers	1985-88
58	Ralph Kraus	1983-86
8. 56	Greg D'Alexander	1987-90
56	Jeff King	1984-86
10. 55	Eric Hinske	1996-98
55	John Hennell	1978-81

TRIPLES

3B	Player	Years
1. 20	Ty Bilderback	1992-95
2. 19	Allen Williams	1991-94
3. 18	Norm Roberts	1982-85
4. 17	Troy Eklund	1986-89
17	Ralph Kraus	1983-86
6. 15	Jason McConnell	1995-97
7. 14	Scott Epps	1989-92
14	Kevin McReynolds	1979-81
14	Johnny Ray	1978-79
10. 13	Kenderick Moore	1992-96
13	Bubba Carpenter	1988-91
13	John Hennell	1978-81

HOME RUNS

HR	Player	Years
1. 57	Danny Hamblin	2004-07
2. 56	Ryan Lundquist	1996-99
3. 42	Brett Eibner	2008-10
42	Andy Wilkins	2008-10
42	Jeff King	1984-86
6. 39	Brian Kirby	1998-01
7. 35	Rodney Nye	1998-99
35	Greg D'Alexander	1987-90
9. 34	Jake Dugger	2004-07
10. 33	Dominic Fletcher	2017-19
33	Ryan Fox	2001-03
33	Kevin McReynolds	1979-81

SLUGGING PCT. (MIN. 300 AB)

SLG	Player	Years
1. .695	Jeff King	1984-86
2. .681	Andy Skeels	1986-87
3. .642	Kevin McReynolds	1979-81
4. .632	Rodney Nye	1998-99
5. .616	Ryan Lundquist	1996-99
6. .608	Eric Hinske	1996-98
7. .589	Andy Wilkins	2008-10
8. .587	Brett Eibner	2008-10
.587	Norm Roberts	1982-85
10. .586	Zack Cox	2009-10

RUNS

Runs	Player	Years
1. 241	Ryan Lundquist	1996-99
2. 212	Jack Welsh	1997-00
3. 204	Kenderick Moore	1992-96
4. 202	Danny Hamblin	2004-07
5. 193	Allen Williams	1991-94
6. 188	Matt Erickson	1995-97
7. 182	Jake Dugger	2004-07
182	Troy Eklund	1986-89
9. 178	Eric Hinske	1996-98
178	Jeff King	1984-86

CAREER BATTING RECORDS ||

RBI

RBI	Player	Years
1. 233	Ryan Lundquist	1996-99
2. 219	Danny Hamblin	2004-07
3. 204	Jeff King	1984-86
4. 184	Greg D'Alexander	1987-90
5. 180	Troy Eklund	1986-89
6. 173	Eric Hinske	1996-98
173	Jim Kremers	1985-88
8. 165	Andy Wilkins	2008-10
165	Brian Kirby	1998-01
10. 159	Jake Dugger	2004-07

TOTAL BASES

TB	Player	Years
1. 538	Ryan Lundquist	1996-99
2. 522	Danny Hamblin	2004-07
3. 443	Jeff King	1984-86
4. 416	Greg D'Alexander	1987-90
5. 400	Kenderick Moore	1992-96
400	Ralph Kraus	1983-86
7. 399	Allen Williams	1991-94
8. 394	Jake Dugger	2004-07
9. 388	Brian Kirby	1998-01
10. 386	Troy Eklund	1986-89

EXTRA-BASE HITS

EBH	Player	Years
1. 131	Ryan Lundquist	1996-99
2. 121	Danny Hamblin	2004-07
3. 110	Jeff King	1984-86
4. 98	Brian Kirby	1998-01
5. 97	Allen Williams	1991-94
97	Greg D'Alexander	1987-90
7. 96	Ralph Kraus	1983-86
8. 93	Troy Eklund	1986-89
9. 91	Eric Hinske	1996-98
10. 88	Jim Kremers	1985-88

STOLEN BASES

SB	Player	Years
1. 95	Kenderick Moore	1992-96
2. 72	Scott Bridges	2002-05
3. 71	Allen Williams	1991-94
4. 68	Scott Pose	1987-89
5. 65	Jeff Houck	1990-93
6. 63	Jeff Parsons	1993-95
7. 57	Scott Loseke	1982-83
8. 50	Collin Kuhn	2009-11
50	Scott Bridges	2002-05
50	Jack Welsh	1997-00

WALKS

BB	Player	Years
1. 163	Jake Dugger	2004-07
2. 156	Tim Thomas	1989-92
3. 129	Allen Williams	1991-94
4. 121	Danny Hamblin	2004-07
121	Bubba Carpenter	1988-91
6. 120	Jeff Houck	1990-93
7. 114	Luke Bonfield	2015-18
8. 112	Andy Wilkins	2008-10
9. 110	Scott Pose	1987-89
10. 106	Jeff Parsons	1993-95

STRIKEOUTS

K	Player	Years
1. 235	Danny Hamblin	2004-07
2. 224	Brian Kirby	1998-01
3. 211	Jake Dugger	2004-07
4. 202	Carson Shaddy	2015-18
5. 168	Ryan Lundquist	1996-99
6. 161	Brett Eibner	2008-10
7. 151	Matt Vinson	2010-13
151	Ryan Fox	2001-03
9. 148	Luke Bonfield	2015-18
10. 146	Collin Kuhn	2009-11

SACRIFICE HITS

SH	Player	Years
1. 36	Jeff Houck	1990-93
2. 32	Joe Serrano	2012-15
3. 24	Tim Carver	2009-12
4. 22	Scott Hode	2002-05
5. 18	Jacob Morris	2011-13
18	Scott Bridges	2002-05
18	Tim Thomas	1989-92
18	Don Thomas	1986-89
9. 17	James McCann	2009-11
17	Allen Williams	1991-94

SACRIFICE FLIES

SF	Player	Years
1. 20	Greg D'Alexander	1987-90
2. 18	Jeff King	1984-86
3. 16	Danny Hamblin	2004-07
4. 15	Kenderick Moore	1992-96
15	Allen Williams	1991-94
6. 13	Jack Welsh	1997-00
13	Troy Eklund	1986-89
8. 12	Dominic Fletcher	2017-19
12	Luke Bonfield	2015-18
12	Dominic Ficociello	2011-13
12	Scott Hode	2002-05
12	Eric Hinske	1996-98
12	Kyle Harris	1992-94

HIT BY PITCH

HBP	Player	Years
1. 53	Collin Kuhn	2009-11
2. 52	Jack Welsh	1997-00
3. 48	Ryan Lundquist	1996-99
4. 34	Kenderick Moore	1992-96
34	Michael Bernal	2014-16
6. 33	Joe Jester	1997-99
7. 32	Brady Toops	2002-04
8. 30	Carson Shaddy	2015-18
30	Brian Anderson	2012-14
10. 29	Casey Coon	2007-08
29	Scott Bridges	2002-05

* Current players in bold

|| SEASON BATTING RECORDS



GAMES PLAYED

Gms	Player	Year
1.	69 Heston Kjerstad	2018
	Eric Cole	2018
	Dominic Fletcher	2018
4.	68 Haas Pratt	2004
	Casey Rowlett	2004
6.	67 Tim Carver	2012
	Dominic Ficociello	2012
	Matt Reynolds	2012
	Jake Dugger	2004
	Jim Kremers	1987
	Andy Skeels	1987
	Kelly Zane	1987

BATTING AVG (MIN. 95 AB)

AVG	Player	Year
1.	.429 Zack Cox	2010
2.	.425 Jeremy Jackson	1997
3.	.417 Bill Dorothy	1969
4.	.398 Matt Erickson	1997
5.	.397 Ryan Lundquist	1997
	.397 Ralph Kraus	1986
7.	.393 Jim Kremers	1987
8.	.391 Matt Erickson	1996
9.	.387 Greg D'Alexander	1990
	.387 Dave Patterson	1986

AT BATS

AB	Player	Year
1.	283 Casey Martin	2019
2.	281 Eric Cole	2018
3.	269 Rodney Nye	1999
4.	267 Dominic Fletcher	2018
5.	266 Heston Kjerstad	2019
6.	265 Dominic Fletcher	2019
7.	264 Tim Carver	2012
8.	263 Joe Jester	1999
9.	262 Heston Kjerstad	2018
	262 Ryan Lundquist	1999

HITS

Hits	Player	Year
1.	102 Zack Cox	2010
2.	97 Matt Erickson	1996
3.	94 Matt Erickson	1997
	94 Jeremy Jackson	1997
	94 Jim Kremers	1987
6.	93 Jeff King	1985
7.	92 Ryan Lundquist	1997
8.	91 Andy Skeels	1987
	91 Ralph Kraus	1986
	91 Dave Patterson	1986

SINGLES

1B	Player	Year
1.	78 Zack Cox	2010
2.	68 Matt Erickson	1996
3.	67 Tom Pagnozzi	1983
4.	66 Scott Pose	1989
	66 Dave Patterson	1986
	66 Dave Patterson	1985
7.	64 Jason McConnell	1996
8.	62 Tim Carver	2012
9.	60 Casey Martin	2018
	60 Casey Rowlett	2004
	60 Matt Erickson	1997
	60 Kenderick Moore	1995
	60 Kirk Piskor	1990
	60 Greg D'Alexander	1989

DOUBLES

2B	Player	Year
1.	28 Jim Kremers	1987
2.	27 Eric Hinske	1998
	27 Matt Erickson	1997
	27 Ralph Kraus	1986
5.	26 Jeff King	1985
6.	25 Trevor Ezell	2019
	25 Andrew Wishy	2003
	25 Andy Skeels	1987
9.	24 Dominic Fletcher	2019
	24 Rodney Nye	1998
	24 Matt Erickson	1996
	24 Kelly Zane	1987

TRIPLES

3B	Player	Year
1.	12 Troy Eklund	1989
	12 Johnny Ray	1979
3.	9 Bob Hughes	1994
4.	8 Kirk McConnell	2002
	8 Jeremy Jackson	1997
	8 Scott Loseke	1983
	8 Kevin McReynolds	1979
	8 Stan Ley	1971
	8 David Marshall	1971
10.	7 Jason McConnell	1996
	7 Ty Bilderback	1994
	7 Andy Skeels	1987
	7 Ralph Kraus	1986
	7 Norm Roberts	1985
	7 Chris Shaddy	1981

HOME RUNS

HR	Player	Year
1.	24 Ryan Lundquist	1997
2.	22 Brett Eibner	2010
	22 Danny Hamblin	2007
4.	20 Andrew Benintendi	2015
	20 Chad Spanberger	2017
	20 Rodney Nye	1999
7.	19 Andy Wilkins	2009
	19 Ryan Fox	2003
9.	18 Andy Skeels	1987
10.	17 Heston Kjerstad	2019
	17 Danny Hamblin	2006
	17 Michael Conner	2002
	17 Eric Hinske	1997
	17 Jeff King	1986
	17 Jeff King	1985
	17 Kevin McReynolds	1980

SLUGGING PCT (MIN. 150 AB)

SLG	Player	Year
1.	.819 Ryan Lundquist	1997
2.	.802 Jeff King	1986
3.	.763 Andy Skeels	1987
4.	.734 Ralph Kraus	1986
5.	.723 Kevin McReynolds	1980
6.	.718 Brett Eibner	2010
7.	.717 Andrew Benintendi	2015
8.	.701 Jeremy Jackson	1997
	.701 Jeff King	1985
10.	.689 Greg D'Alexander	1990

RUNS

Runs	Player	Year
1.	87 Eric Hinske	1997
2.	86 Matt Erickson	1997
3.	83 Ryan Lundquist	1997
4.	78 Jason McConnell	1996
5.	76 Joe Jester	1999
6.	72 Trevor Ezell	2019
	72 Dave Patterson	1986
8.	71 Jason McConnell	1997
	71 Scott Loseke	1983
10.	70 Andy Skeels	1987

RBI

RBI	Player	Year
1.	82 Jeff King	1985
2.	78 Rodney Nye	1999
	78 Ryan Lundquist	1997
4.	76 Eric Hinske	1997
	76 Jim Kremers	1987
	76 Andy Skeels	1987
7.	72 Jeremy Jackson	1997
8.	71 Brett Eibner	2010
	71 Casey Coon	2007
	71 Eric Hinske	1998

TOTAL BASES

TB	Player	Year
1.	190 Ryan Lundquist	1997
2.	184 Andy Skeels	1987
3.	178 Jeff King	1985
4.	168 Ralph Kraus	1986
5.	167 Rodney Nye	1999
6.	162 Andrew Benintendi	2015
7.	161 Collin Kuhn	2010
8.	159 Kevin McReynolds	1980
9.	158 Jim Kremers	1987
10.	155 Casey Martin	2019
	155 Brett Eibner	2010
	155 Eric Hinske	1997
	155 Jeremy Jackson	1997

EXTRA-BASE HITS

EBH	Player	Year
1.	50 Andy Skeels	1987
2.	48 Ryan Lundquist	1997
3.	47 Jeff King	1985
4.	46 Ralph Kraus	1986
5.	42 Jim Kremers	1987
	42 Jeff King	1986
7.	40 Casey Martin	2019
8.	39 Brett Eibner	2010
	39 Rodney Nye	1999
	39 Rodney Nye	1998

STOLEN BASES

SB	Player	Year
1.	42 Scott Loseke	1983
2.	35 Joe Jester	1999
	35 Gary Jones	1982
4.	32 Jeff Parsons	1995
5.	29 Kenderick Moore	1996
	29 Allen Williams	1992
7.	28 Ty Bilderback	1995
	28 Scott Pose	1989
9.	27 Jim Ward	1984
10.	26 Kenderick Moore	1995
	26 Mark Johnson	1990
	26 Dan Campbell	1987

WALKS

BB	Player	Year
1.	68 Scott Loseke	1983
2.	58 Gary Jones	1982
3.	57 Jeff King	1986
4.	54 Tim Thomas	1990
5.	53 Mark Burnett	1999
6.	50 Andrew Benintendi	2015
	50 Jake Dugger	2004
8.	49 Chase Leavitt	2009
9.	48 Andy Wilkins	2009
	48 Tim Thomas	1992

STRIKEOUTS

K	Player	Year
1.	79 Casey Martin	2019
2.	73 Brian Kirby	1999
3.	69 Danny Hamblin	2007
4.	66 Christian Franklin	2019
5.	65 Heston Kjerstad	2019
	65 Zack Cox	2009
7.	64 Casey Martin	2018
8.	63 Carson Shaddy	2018
9.	62 Danny Hamblin	2006
10.	61 Tim Smalling	2008
	61 Brian Kirby	2000

SACRIFICE HITS

SH	Player	Year
1.	15 Joe Serrano	2013
2.	11 Jeff Houck	1992
3.	10 Tim Carver	2012
	10 Jacob Morris	2012
	10 Jeff Houck	1993
	10 Ron Moore	1987
7.	9 Brady Toops	2004
	9 Matt Erickson	1995
	9 David Williams	1971
10.	8 Matt Reynolds	2011
	8 Jake Arledge	2017
	8 Collin Kuhn	2009
	8 Kenderick Moore	1995
	8 Jeff Parsons	1994
	8 Jeff Houck	1991
	8 Tim Thomas	1990
	8 Don Thomas	1988
	8 Dan Lambeth	1982

SACRIFICE FLIES

SF	Player	Year
1.	12 Greg D'Alexander	1989
2.	9 Eric Hinske	1997
3.	8 Jacob Nesbit	2019
	8 Brian Anderson	2014
	8 Jack Welsh	1999
6.	7 Heston Kjerstad	2018
	7 Jax Biggers	2018
	7 Luke Bonfield	2017
	7 Tyler Spoon	2015
	7 Scott Hode	2004
	7 Allen Williams	1994
	7 Kyle Harris	1992
	7 Jeff King	1986
	7 Doyle Wilson	1985
	7 Kevin McReynolds	1979

HIT BY PITCH

HBP	Player	Year
1.	25 Collin Kuhn	2010
2.	22 Joe Jester	1999
3.	21 Casey Coon	2007
4.	18 Heston Kjerstad	2018
	18 Michael Bernal	2014
	18 Michael Conner	2002
	18 Jack Welsh	2000
7.	17 Brady Toops	2004
8.	16 Collin Kuhn	2011
	16 Jack Welsh	1998
10.	15 Brian Anderson	2014
	15 Ryan Fox	2003
	15 Jack Welsh	1999

* Current players in bold

A

APPEARANCES

APP	Player	Years
1.	105	Phillip Stidham 1989-91
2.	87	Charley Boyce 2003-06
3.	82	Rob Quarnstrom 1995-98
4.	78	Josh Merryman 2000-03
5.	77	Barrett Astin 2011-13
6.	71	Josh Alberius 2014-17
	71	Brandon Moore 2011-13
	71	Wes McCrotty 1998-01
9.	69	Dominic Taccolini 2014-17
	69	Trent Daniel 2011-13
	69	Zach Jackson 2014-16

VICTORIES

Wins	Player	Years
1.	34	Scott Tabor 1979-82
2.	30	Charley Boyce 2003-06
3.	28	Nick Schmidt 2005-07
4.	26	Dennis Fletcher 1986-89
5.	25	Brian Cook 1990-93
6.	24	Blaine Knight 2016-18
	24	Matt Carnes 1995-97
7.	23	Doug Bennett 1989-91
	23	Kevin Campbell 1984-86
	23	Steve Krueger 1979-80
	23	Rich Erwin 1976-79

SAVES

Saves	Player	Years
1.	33	Phillip Stidham 1989-91
2.	27	Matt Cronin 2017-19
3.	15	Barrett Astin 2011-13
	15	Bill Bakewell 1977-79
5.	14	Tim Deitz 1983-85
6.	13	Colby Suggs 2011-13
	13	Stephen Richards 2007-09
	13	Les Lancaster 1982-84
9.	12	Tim Peters 1986-87
10.	11	Zach Jackson 2014-16

COMPLETE GAMES

CG	Player	Years
1.	28	Scott Tabor 1979-82
2.	22	Steve Krueger 1979-80
3.	18	Terry Verhage 1968-71
4.	16	Kevin Campbell 1984-86
5.	15	Matt Carnes 1995-97
6.	14	Rich Erwin 1976-79
	14	Mark McClain 1976-77
	14	Larry Paulsen 1970-73
9.	13	Charlie Corbell 1982-83
10.	10	Brian Cook 1990-93
	10	Warren Hemm 1975-76

GAMES STARTED

GS	Player	Years
1.	55	Charley Boyce 2003-06
2.	52	Nick Schmidt 2005-07
3.	49	Randall Fant 2010-13
4.	46	Kevin Campbell 1984-86
	46	Scott Tabor 1979-82
6.	45	Ryne Stanek 2011-13
7.	44	Dennis Fletcher 1986-89
8.	43	Charlie Isaacson 1999-02
9.	42	Blaine Knight 2016-18
	42	Barry Lunney Jr. 1993-97
	42	Brent Birch 1990-93
	42	Brian Cook 1990-93

INNINGS PITCHED

IP	Player	Years
1.	383.1	Charley Boyce 2003-06
2.	368.0	Scott Tabor 1979-82
3.	340.1	Nick Schmidt 2005-07
4.	306.0	Matt Carnes 1995-97
5.	301.2	Kevin Campbell 1984-86
6.	278.0	Charlie Isaacson 1999-02
7.	272.2	Brent Birch 1990-93
8.	265.0	Rich Erwin 1976-79
9.	261.2	Ray Harris 1985-88
10.	260.0	Brian Cook 1990-93

STRIKEOUTS

K	Player	Years
1.	345	Nick Schmidt 2005-07
2.	301	Matt Carnes 1995-97
3.	283	David Walling 1998-99
4.	261	Scott Tabor 1979-82
5.	244	Blaine Knight 2016-18
6.	229	Charley Boyce 2003-06
7.	225	Gerald Hannahs 1971-74
8.	224	Isaiah Campbell 2016-19
9.	223	Mike Oquist 1987-89
10.	219	Charlie Isaacson 1999-02

WALKS

BB	Player	Years
1.	165	Barry Lunney Jr. 1993-97
2.	164	Kevin Campbell 1984-86
3.	161	Dennis Fletcher 1986-89
4.	158	Scott Tabor 1979-82
5.	141	John Cebuhar 1987-88
6.	140	Nick Schmidt 2005-07
7.	129	Matt Carnes 1995-97
8.	122	Charlie Isaacson 1999-02
9.	119	Butch Hopkins 1967-69
10.	118	Scott Brocail 1991-94

ERA (MIN. 100 IP)


ERA	Player	Years
1.	1.62	Phillip Stidham 1989-91
2.	1.66	Steve Krueger 1979-80
3.	2.05	Jalen Beeks 2013-14
4.	2.11	Barrett Astin 2011-13
5.	2.17	Tim Lollar 1977-78
6.	2.28	Zach Jackson 2014-15
7.	2.35	David Rhodes 1977-78
8.	2.55	Ryne Stanek 2011-13
9.	2.64	Chris Oliver 2012-14
10.	2.67	Scott Tabor 1979-82

* Current players in bold

CAREER PITCHING RECORDS ||



Charley Boyce is the Razorbacks' all-time leader in innings pitched and starts.



Dominic Taccolini, Matt Cronin and Josh Alberius combined for the 13th no-hitter in school history on May 25, 2017 vs. Auburn in the quarterfinals of the SEC Tournament. Alberius (pictured above) closed the game out over the final two innings after Taccolini started the game (2.0) and Cronin threw the middle innings (3.0).

ARKANSAS NO-HITTERS

Player	Opponent	Score	Date
*Rich Erwin	Missouri Southern	0-0	3/12/76
David Rhodes	Northeastern (Okla.) State	2-0	3/1/77
Scott Glanz	North Dakota State	10-1	3/17/82
Tim Deitz	Texas A&M	3-0	4/2/83
#Fred Faust	Southwest Baptist	21-0	3/21/84
+Steve Parker	Texas A&M	10-0	3/29/86
Dennis Fletcher, Tim Sherrill, Tim Peters	St. Louis	9-0	3/11/87
Brian Cook, Brian Dennison	Evangel	10-0	4/2/91
Todd Abbott	Vanderbilt	6-0	4/1/94
Richie Nye	Iowa State	14-0	3/1/96
+Scott Roehl	Kansas State	2-0	3/20/01
Nick Schmidt, Brian McLelland, Devin Collis	Oklahoma State	3-0	2/11/06
+Dominic Taccolini, Matt Cronin, Josh Alberius	Auburn (SEC Tournament)	12-0	5/25/17

* - 10.2 IP; # - 5.0 IP; + - 7.0 IP

|| SEASON PITCHING RECORDS



APPEARANCES

APP	Player	Year
1.	36 Phillip Stidham	1991
	36 Phillip Stidham	1989
3.	34 Tim Deitz	1985
4.	33 Devin Collis	2006
	33 Phillip Stidham	1990
	33 Bobby Edwards	1987
7.	32 Barrett Astin	2012
	32 Boyd Goodner	2004
	32 Les Lancaster	1983
10.	31 Stephen Richards	2009
	31 Kevin Vent	1999

VICTORIES

Wins	Player	Year
1.	14 Blaine Knight	2018
2.	13 Steve Krueger	1980
	13 Rich Erwin	1979
4.	12 Isaiah Campbell	2019
5.	11 Nick Schmidt	2007
	11 Charley Boyce	2005
	11 Bobby Edwards	1988
	11 John Cebuhar	1987
	11 Fred Farwell	1985
	11 Scott Tabor	1981

SAVES

Sv	Player	Year
1.	14 Matt Cronin	2018
2.	13 Colby Suggs	2013
3.	12 Matt Cronin	2019
	12 Phillip Stidham	1989
	12 Tim Deitz	1985
6.	11 Barrett Astin	2012
	11 Phillip Stidham	1990
8.	10 Phillip Stidham	1991
9.	9 Zach Jackson	2015
	9 Stephen Richards	2009
	9 Devin Collis	2006
	9 Jason Stephens	1996

COMPLETE GAMES

CG	Player	Year
1.	11 Steve Krueger	1980
	11 Steve Krueger	1979
3.	10 Scott Tabor	1981
	10 Rich Erwin	1979
	10 Larry Paulsen	1972
6.	8 Mark McClain	1976
7.	7 Charlie Corbell	1982
	7 Warren Hemm	1976
9.	6 Eight others	

GAMES STARTED

GS	Player	Year
1.	20 DJ Baxendale	2012
2.	19 Connor Noland	2019
	19 Blaine Knight	2018
	19 Charley Boyce	2004
	19 Clint Brannon	2004
6.	18 Isaiah Campbell	2019
	18 Keaton McKinney	2015
	18 Nick Schmidt	2007
	18 Duke Welker	2007
	18 John Cebuhar	1987
	18 Kevin Campbell	1985
	18 Fred Farwell	1985

INNINGS PITCHED

IP	Player	Year
1.	124.0 Nick Schmidt	2007
	124.0 Rich Erwin	1979
3.	122.1 Charley Boyce	2005
4.	121.1 David Walling	1999
5.	120.2 Fred Farwell	1985
6.	118.1 Isaiah Campbell	2019
7.	117.0 Nick Schmidt	2007
	117.0 Matt Carnes	1996
9.	116.2 Nick Schmidt	2006
	116.2 Scott Cunningham	1994

STRIKEOUTS

K	Player	Year
1.	155 David Walling	1999
2.	145 Nick Schmidt	2006
3.	128 Jess Todd	2007
	128 David Walling	1998
5.	125 Isaiah Campbell	2019
6.	120 Trevor Stephan	2017
7.	114 Drew Smyly	2010
8.	111 Nick Schmidt	2007
	111 Matt Carnes	1995
10.	106 John Cebuhar	1987

WALKS

BB	Player	Year
1.	73 John Cebuhar	1987
2.	71 Kevin Campbell	1985
3.	68 John Cebuhar	1988
4.	65 Barry Lunney Jr.	1994
5.	58 Scott Cunningham	1994
	58 Dennis Fletcher	1988
7.	55 Darrel Akerfelds	1982
	55 Scott Tabor	1979
9.	53 Charlie Isaacson	1999
	53 Stuart Huchingson	1980

ERA (MIN. 45 IP)

ERA	Player	Year
1.	0.95 Phillip Stidham	1990
2.	1.20 Phillip Stidham	1991
3.	1.39 Ryne Stanek	2013
4.	1.49 Tim Brewer	1973
5.	1.50 Boyd Goodner	2004
6.	1.58 DJ Baxendale	2011
7.	1.59 Steve Krueger	1980
8.	1.73 Steve Krueger	1979
9.	1.79 Barrett Astin	2013
10.	1.93 David Rhodes	1978
	1.93 Gerald Hannahs	1971

* Current players in bold



Matt Cronin set a UA single-season record with 14 saves during the 2018 season.

HISTORY AND RECORDS

FRESHMAN RECORDS

HITTING

Games Played

69	Heston Kjerstad	2018
67	Casey Martin	2018
67	Jake Dugger	2004

Batting Average

.383	Jeff King	1984
.345	Casey Martin	2018

At Bats

262	Heston Kjerstad	2018
253	Danny Hamblin	2004
252	Casey Martin	2018

Hits

87	Casey Martin	2018
87	Heston Kjerstad	2018
75	Dominic Ficiello	2011
75	Jeff King	1984

Doubles

19	Danny Hamblin	2004
----	---------------	------

Triples

8	Kevin McReynolds	1979
---	------------------	------

Home Runs

14	Heston Kjerstad	2018
13	Casey Martin	2018
13	Zack Cox	2009
12	Dominic Fletcher	2017

Runs

65	Heston Kjerstad	2018
53	Danny Hamblin	2004
53	Jeff Houck	1990

RBI

58	Heston Kjerstad	2018
55	Jeff King	1984

Stolen Bases

23	Jeff Houck	1990
----	------------	------

Total Bases

145	Heston Kjerstad	2018
140	Casey Martin	2018
122	Danny Hamblin	2004

Walks

50	Jake Dugger	2004
----	-------------	------

Strikeouts

65	Zack Cox	2009
----	----------	------

Sacrifice Hits

9	Matt Erickson	1995
---	---------------	------

Sacrifice Flies

7	Heston Kjerstad	2018
7	Kyle Harris	1992
7	Kevin McReynolds	1979

Hit by Pitch

18	Heston Kjerstad	2018
12	Ryan Lundquist	1996

PITCHING

Wins

10	Scott Tabor	1979
----	-------------	------

ERA (min: 45 IP)

1.93	Gerald Hannahs	1971
------	----------------	------

Innings Pitched

99.2	Nick Schmidt	2005
99.2	Charlie Isaacson	1999

Appearances

36	Phillip Stidham	1989
----	-----------------	------

Saves

12	Phillip Stidham	1989
----	-----------------	------

Complete Games

5	Kevin Campbell	1984
---	----------------	------

Starts

19	Connor Noland	2019
----	---------------	------

Strikeouts

111	Matt Carnes	1995
-----	-------------	------

Walks

55	Scott Tabor	1979
----	-------------	------

Year	Overall				Pct.	Conference			Coach
	W	L	T	W		L	Pct.		
1897	2	4	0		.333				None Appointed
1901	5	1	0		.833				None Appointed
1902	2	7	0		.222				None Appointed
1903	6	2	0		.750				None Appointed
1905	5	4	0		.556				None Appointed
1908	18	5	0		.783				Hugo Bezdek
1909	12	5	0		.705				Hugo Bezdek
1910	12	8	0		.600				Hugo Bezdek
1911	9	5	0		.791				Hugo Bezdek
1912	7	8	0		.467				Hugo Bezdek
1913	13	6	0		.684				Hugo Bezdek
1914	14	5	0		.737				E.T. Pickering
1915	19	7	0		.731				E.T. Pickering
1916	10	5	0		.667				T.T. McConnell
1919	5	3	0		.625				Claude Watts
1920	3	3	0		.500				Claude Watts
1922	0	6	0		.000	0	6	.000	Norman Coyle
1923	5	11	0		.313	2	5	.286	Francis Schmidt
1924	3	11	0		.214	0	8	.000	Francis Schmidt
1925	5	11	0		.313	1	11	.083	Francis Schmidt
1926	4	13	0		.235	1	10	.091	Francis Schmidt
1927	8	5	0		.615				Francis Schmidt
1928	7	6	0		.538				Francis Schmidt
1929	6	7	0		.461				Francis Schmidt
(Baseball discontinued 1930-46)									
1947	4	8	0		.333				Deke Brackett
1948	12	9	0		.571				Deke Brackett
1949	7	5	0		.538				Deke Brackett
1950	6	6	0		.500				Bill Ferrell
1951	10	7	0		.588				Bill Ferrell
1952	6	9	0		.400				Bill Ferrell
1953	7	11	0		.388				Bill Ferrell
1954	5	16	0		.238				Bill Ferrell
1955	11	11	0		.500				Bill Ferrell
1956	14	6	0		.700				Bill Ferrell
1957	6	7	0		.462				Bill Ferrell
1958	8	10	0		.444				Bill Ferrell
1959	6	8	0		.429				Bill Ferrell
1960	14	9	0		.609				Bill Ferrell
1961	9	8	0		.529				Bill Ferrell
1962	13	7	0		.650				Bill Ferrell
1963	13	10	0		.565				Bill Ferrell
1964	8	10	0		.444				Bill Ferrell
1965	3	14	0		.176				Bill Ferrell
1966	4	16	0		.200				Wayne Robbins
1967	15	14	0		.517				Wayne Robbins
1968	13	11	0		.541				Wayne Robbins
1969	18	10	0		.643				Wayne Robbins
1970	19	13	0		.594				Norm DeBriyn
1971	23	18	1		.560				Norm DeBriyn
1972	16	16	0		.500				Norm DeBriyn
1973	23	7	1		.758				Norm DeBriyn
1974	22	21	0		.512	9	15	.375	Norm DeBriyn
1975	20	22	0		.476	8	14	.364	Norm DeBriyn
1976	31	15	1		.670	12	12	.500	Norm DeBriyn
1977	33	18	0		.647	14	10	.583	Norm DeBriyn
1978	31	13	0		.705	18	6	.750	Norm DeBriyn
1979	49	15	0		.766	19	5	.792	Norm DeBriyn
1980	44	22	0		.667	15	8	.652	Norm DeBriyn
1981	31	21	0		.596	12	9	.571	Norm DeBriyn
1982	40	15	2		.719	13	8	.619	Norm DeBriyn
1983	44	21	0		.677	13	8	.619	Norm DeBriyn
1984	40	16	0		.714	12	9	.571	Norm DeBriyn
1985	51	15	0		.773	13	7	.650	Norm DeBriyn
1986	43	17	0		.717	15	6	.714	Norm DeBriyn
1987	51	16	1		.757	17	4	.810	Norm DeBriyn
1988	39	23	0		.629	12	9	.571	Norm DeBriyn
1989	51	16	0		.761	17	4	.810	Norm DeBriyn
1990	47	15	0		.758	16	5	.762	Norm DeBriyn
1991	40	22	0		.645	10	11	.476	Norm DeBriyn
1992	31	26	0		.544	10	13	.436	Norm DeBriyn
1993	33	26	0		.559	11	16	.407	Norm DeBriyn

Year	Overall				Pct.	Conference			Coach
	W	L	T	W		L	Pct.		
1994	30	27	0		.526	13	13	.500	Norm DeBriyn
1995	38	23	0		.623	13	15	.448	Norm DeBriyn
1996	39	20	0		.661	15	15	.500	Norm DeBriyn
1997	36	20	0		.643	15	14	.517	Norm DeBriyn
1998	38	21	0		.644	13	14	.481	Norm DeBriyn
1999	42	23	0		.646	22	8	.733	Norm DeBriyn
2000	24	30	0		.444	8	20	.286	Norm DeBriyn
2001	27	29	0		.482	11	19	.367	Norm DeBriyn
2002	35	28	0		.556	13	14	.481	Norm DeBriyn
2003	35	22	0		.614	14	16	.467	Dave Van Horn
2004	45	24	0		.652	19	11	.633	Dave Van Horn
2005	39	22	0		.639	13	17	.433	Dave Van Horn
2006	39	21	0		.650	18	12	.600	Dave Van Horn
2007	43	21	0		.672	18	12	.600	Dave Van Horn
2008	34	24	0		.586	14	15	.483	Dave Van Horn
2009	41	24	0		.631	14	15	.483	Dave Van Horn
2010	43	21	0		.672	18	12	.600	Dave Van Horn
2011	40	22	0		.645	15	15	.500	Dave Van Horn
2012	46	22	0		.676	16	14	.533	Dave Van Horn
2013	39	22	0		.639	18	11	.621	Dave Van Horn
2014	40	25	0		.615	16	14	.533	Dave Van Horn
2015	40	25	0		.615	17	12	.586	Dave Van Horn
2016	26	29	0		.473	7	23	.233	Dave Van Horn
2017	45	19	0		.703	18	11	.621	Dave Van Horn
2018	48	21	0		.696	18	12	.600	Dave Van Horn
2019	46	20	0		.697	20	10	.667	Dave Van Horn

Team Records - Season

All-Time Record/Seasons:

2,242-1,404-6 (.614)/97

All-Time Conference Record/Seasons:

Southeastern Conference - 417-393 (.515)/28

Southwest Conference - 249-190 (.567)/23

Total Conference Record - 666-583 (.533)/51

Razorback All-Time Head Coaching Records

Coach	W	L	T	Pct.	Tenure (Yrs.)
None	20	18	0	.527	1897-1905 (9)
Hugo Bezdek	81	37	0	.704	1908-13 (6)
E.T. Pickering	23	12	0	.657	1914-15 (2)
T.T. McConnell	10	5	0	.667	1916 (1)
Claude Watts	8	6	0	.571	1919-20 (2)
Norman Coyle	0	6	0	.000	1922 (0)
Francis Schmidt	38	64	0	.373	1923-29 (7)
Deke Brackett	23	22	0	.511	1947-49 (3)
Bill Ferrell	139	149	0	.483	1950-65 (16)
Wayne Robbins	50	51	0	.495	1966-69 (4)
Norm DeBriyn	1,161	650	6	.640	1970-2002 (33)
Dave Van Horn	689	376	0	.647	2003-Present (17)
Totals	2,242	1,404	6	.614	



SEC legend Norm DeBriyn and current head coach Dave Van Horn have combined for 1,850 of Arkansas' total wins in program history.

|| RECORD BY DATE



February

Day	W-L	Win %	Home	Away	Neu.
2	1-0	1.000	0-0	1-0	0-0
3	0-1	.000	0-0	0-1	0-0
4	2-0	1.000	1-0	1-0	0-0
5	1-0	1.000	1-0	0-0	0-0
6	1-0	1.000	1-0	0-0	0-0
7	1-0	1.000	1-0	0-0	0-0
8	0-0	.000	0-0	0-0	0-0
9	2-3	.400	1-0	1-3	0-0
10	4-3	.571	1-0	2-3	1-0
11	10-1	.909	5-0	4-1	1-0
12	5-2	.714	4-0	0-2	1-0
13	7-3	.700	5-1	2-1	0-1
14	11-1	.885	8-0	2-0-1	1-1
15	11-3	.785	8-1	2-1	1-1
16	13-4	.765	11-1	2-2	0-1
17	18-2	.900	13-1	3-1	1-0
18	16-3	.842	12-2	2-1	2-0
19	17-5	.773	16-2	1-3	0-0
20	13-4	.765	11-2	2-0	0-2
21	18-2	.900	13-2	3-0	2-0
22	20-5	.800	19-2	1-2	0-1
23	18-5	.783	17-2	1-2	0-1
24	16-5	.762	14-4	2-1	0-0
25	22-6	.786	21-2	0-4	1-0
26	12-8	.600	10-4	1-3	1-1
27	19-7	.731	16-3	2-2	1-2
28	18-5	.783	10-0	2-2	6-3
29	7-1	.875	3-0	1-1	3-0
Totals	282-79-1	.779	222-29	38-36-1	22-14

March

Day	W-L	Win %	Home	Away	Neu.
1	20-12	.625	12-5	3-5	5-2
2	26-9	.743	18-3	3-3	5-3
3	11-10	.524	7-3	1-3	3-4
4	22-6	.786	16-2	3-3	3-1
5	22-6	.786	18-2	4-4	0-0
6	21-9	.700	15-5	4-3	2-1
7	16-9	.640	15-2	0-5	1-2
8	22-5-1	.786	20-2-1	1-3	1-0
9	20-17	.541	18-10	2-7	0-0
10	32-6	.842	27-4	5-2	0-0
11	20-6	.769	18-3	2-3	0-0
12	16-12-1	.552	14-6-1	1-6	1-0
13	29-5	.853	26-2	3-1	0-2
14	26-9	.743	22-2	1-7	3-0
15	23-14	.622	21-6	0-7	2-1
16	30-4	.882	22-1	7-2	1-1
17	31-12	.721	20-5	7-7	4-0
18	20-12	.625	11-6	8-5	1-1
19	22-14-1	.595	13-2-1	8-10	1-2
20	21-13	.618	10-3	10-9	1-1
21	28-13	.683	18-5	10-8	0-0
22	26-13	.667	15-6	10-7	1-0
23	24-14	.632	14-3	10-11	0-0
24	16-12	.571	7-6	9-5	0-1
25	31-13	.705	25-6	4-8	1-0
26	22-13-1	.611	17-9-1	4-3	1-1
27	27-13	.675	19-5	6-3	1-6
28	21-14	.600	14-5	6-4	1-5
29	13-19	.406	9-6	4-11	0-2
30	15-16	.484	11-5	4-11	0-0
31	26-10	.722	14-6	10-4	2-0
Totals	698-341-4	.669	507-136-4	148-168	42-38

April

Day	W-L	Win %	Home	Away	Neu.
1	21-15	.583	11-3	10-10	0-2
2	15-15	.500	5-7	10-7	0-1
3	23-10	.697	12-2	11-7	0-1
4	19-17	.528	10-10	9-7	0-0
5	25-13	.658	18-3	7-10	0-0
6	20-16	.556	15-10	5-6	0-0
7	24-7	.774	18-3	6-4	0-0
8	23-13	.639	20-9	3-4	0-0
9	24-10	.706	19-4	5-6	0-0
10	14-15	.483	9-8	5-7	0-0
11	21-12	.636	11-4	9-9	0-0
12	13-18	.419	9-4	4-14	0-0
13	24-12	.667	17-6	7-6	0-0
14	23-14	.622	17-8	5-6	1-0
15	26-11	.703	18-3	8-8	0-0
16	17-14	.548	9-5	8-9	0-0
17	22-10	.688	14-2	8-8	0-0
18	21-12	.636	13-1	8-11	0-0
19	24-14	.632	8-6	16-7	0-1
20	20-15	.571	16-4	2-11	2-0
21	20-19	.513	14-5	5-14	1-0
22	14-15	.483	3-4	11-11	0-0
23	21-16	.568	13-5	8-10	0-1
24	20-12	.625	9-7	11-3	0-2
25	15-15	.500	7-2	6-13	2-0
26	15-16	.484	9-5	6-10	0-1
27	23-15	.605	7-4	15-11	1-0
28	17-11	.607	10-4	7-6	0-1
29	22-6	.786	15-1	6-3	1-2
30	22-9	.710	16-4	6-4	0-1
Totals	607-398	.604	371-143	228-242	8-13

May

Day	W-L	Win %	Home	Away	Neu.
1	10-13	.435	6-11	3-2	1-0
2	12-15	.444	9-9	3-6	0-0
3	13-7	.650	8-3	5-4	0-0
4	13-13	.500	10-7	3-6	0-0
5	12-8	.600	6-5	6-3	0-0
6	13-6	.684	11-3	2-3	0-0
7	11-7	.611	6-1	5-6	0-0
8	8-15	.348	5-3	3-10	0-2
9	12-8	.600	7-1	3-7	2-0
10	10-9	.526	7-3	3-5	0-1
11	11-9	.550	7-4	3-5	1-0
12	18-5	.783	7-1	10-2	1-2
13	8-13	.381	3-4	2-7	3-2
14	9-14	.391	3-5	3-7	3-2
15	14-13	.519	4-5	7-4	3-4
16	7-11	.389	0-3	5-7	2-1
17	12-5	.706	5-2	4-2	3-1
18	6-10	.375	3-2	2-7	1-1
19	9-8	.529	4-2	1-4	4-2
20	6-9	.400	1-3	1-2	4-4
21	7-8	.467	4-2	1-1	2-5
22	11-8	.579	0-2	3-1	8-5
23	8-9	.471	1-0	0-0	7-9
24	3-7	.300	0-0	0-0	3-7
25	4-7	.364	0-0	1-0	3-7
26	7-6	.538	0-0	0-1	7-5
27	4-6	.400	0-0	0-0	4-6
28	3-5	.429	1-0	0-1	2-4
29	4-3	.571	1-2	0-0	3-1
30	3-3	.500	1-0	1-0	1-3
31	7-4	.636	1-0	0-2	6-2
Totals	275-264	.510	121-83	80-106	74-76

June

Day	W-L	Win %	Home	Away	Neu.
1	8-1	.889	3-0	0-1	5-0
2	6-4	.600	3-2	1-1	2-1
3	6-5	.545	3-2	0-0	3-3
4	6-2	.750	3-2	1-0	2-0
5	6-4	.600	3-2	1-2	2-0
6	4-5	.444	2-2	1-1	1-2
7	3-0	1.000	2-0	1-0	0-0
8	1-3	.250	1-0	0-1	0-2
9	1-3	.250	1-1	0-2	0-0
10	2-1	.667	1-1	1-0	0-0
11	3-0	1.000	2-0	1-0	0-0
12	1-1	.500	1-0	0-1	0-0
13	1-2	.333	0-0	0-1	1-1
14	0-0	.000	0-0	0-0	0-0
15	0-3	.000	0-0	0-0	0-3
16	1-0	1.000	0-0	0-0	1-0
17	2-1	.667	0-0	0-0	2-1
18	1-1	.500	0-0	0-0	1-1
19	0-2	.000	0-0	0-0	0-2
20	1-0	1.000	0-0	0-0	1-0
21	0-1	.000	0-0	0-0	0-1
22	1-1	.500	0-0	0-0	1-1
23	0-0	.000	0-0	0-0	0-0
24	0-0	.000	0-0	0-0	0-0
25	0-0	.000	0-0	0-0	0-0
26	1-0	1.000	0-0	0-0	1-0
27	0-1	.000	0-0	0-0	0-1
28	0-1	.000	0-0	0-0	0-1
Totals	56-41	.577	26-11	7-10	23-21

*Bold indicates 2020 game date



Chad Spanberger hit nine home runs and drove in 18 runs during May of 2017, propelling Arkansas to host an NCAA Regional.

HISTORY AND RECORDS



Tim Carver got off to a red hot start in 2012, hitting .462 in February with 12 hits, eight runs scored and nine RBIs.



Haas Pratt caught fire in April of 2004, hitting .351 with 27 hits, nine doubles and 21 RBIs to spark a CWS run.



Joe Serrano had a June to remember in 2012, hitting .444 with 12 hits to lead Arkansas to the CWS.

A

YEAR-BY-YEAR HITTING ||

Year	G	AB	R	H	Avg.	2B	3B	HR	RBI	TB	Slg.%	BB	HBP	SO	SB	SF	SH	E
1968	24	739	146	215	.291	41	9	8	124	290	.403	125	10	118	37	-	17	-
1969	28	841	171	252	.300	44	7	23	145	379	.451	127	-	141	38	-	-	-
1970	32	890	193	247	.278	31	13	14	142	346	.389	138	7	154	49	-	30	-
1971	41	1166	221	320	.274	53	22	17	180	468	.401	142	12	183	66	-	30	-
1972	34	963	140	242	.251	32	16	11	116	339	.352	100	7	173	33	-	25	-
1973	28	777	167	240	.309	31	7	18	140	339	.436	124	8	117	50	-	11	-
1974	43	1256	209	335	.266	49	7	27	175	456	.363	157	12	216	42	-	28	55
1975	42	1193	186	297	.249	49	16	4	143	400	.335	169	17	183	51	-	24	75
1976	47	1382	226	379	.274	55	16	21	195	529	.383	194	9	194	72	-	42	-
1977	51	1459	225	356	.244	51	14	20	194	495	.339	191	20	246	79	13	14	-
1978	44	1288	235	347	.269	52	21	22	194	507	.394	224	13	173	89	14	11	60
1979	64	1978	393	600	.303	115	40	47	351	936	.473	246	22	245	75	28	23	91
1980	66	2023	408	624	.308	107	35	57	357	972	.480	221	14	268	78	22	11	108
1981	52	1707	398	533	.312	96	25	38	351	793	.465	236	9	251	69	26	22	73
1982	57	1681	349	525	.312	69	26	21	286	709	.422	223	13	218	142	30	45	74
1983	65	2079	437	618	.297	112	38	31	367	899	.432	290	28	345	155	26	20	115
1984	56	1775	439	593	.334	100	34	45	373	896	.504	247	32	230	103	30	25	88
1985	66	2192	543	704	.321	139	34	74	470	1133	.517	361	25	356	95	24	25	90
1986	60	1988	457	613	.308	123	33	54	416	964	.485	279	25	303	77	40	26	84
1987	68	2273	575	740	.326	172	38	70	498	1198	.527	355	23	348	123	31	44	96
1988	62	2019	482	610	.302	125	29	64	417	985	.488	301	31	309	100	32	28	67
1989	67	2233	466	686	.307	142	35	38	405	1012	.453	290	32	327	115	37	30	64
1990	62	1995	437	548	.325	115	34	46	394	969	.486	309	39	276	117	19	28	75
1991	62	1979	392	547	.276	103	31	37	329	823	.416	237	45	289	73	37	34	79
1992	57	1878	399	542	.289	101	30	29	347	790	.421	280	40	331	112	29	38	64
1993	59	1917	379	548	.286	106	34	26	326	797	.416	261	32	335	115	20	35	84
1994	57	2094	420	629	.300	119	38	36	357	932	.445	234	35	400	119	25	30	110
1995	61	2110	407	642	.304	106	34	34	342	918	.435	196	49	352	133	42	45	99
1996	59	2123	477	655	.313	127	31	38	420	968	.456	252	61	323	94	21	21	109
1997	56	2118	589	723	.341	168	29	80	525	1189	.561	236	50	355	90	27	14	91
1998	59	2110	498	666	.316	142	13	71	459	1047	.496	251	68	374	64	31	25	87
1999	65	2339	529	705	.301	153	7	84	473	1124	.481	325	90	441	136	27	33	88
2000	54	1904	381	550	.289	119	12	35	332	798	.419	229	72	358	66	26	32	101
2001	56	1954	353	570	.292	105	15	45	318	840	.430	207	61	357	73	19	32	101
2002	63	2187	399	608	.278	104	15	51	354	895	.409	241	89	462	63	21	37	80
2003	57	1994	377	574	.288	125	14	53	347	886	.444	206	94	370	43	16	38	89
2004	69	2402	446	697	.290	126	11	53	389	1004	.418	304	68	451	112	34	48	111
2005	61	2119	400	643	.303	133	10	53	368	955	.451	214	74	386	108	32	33	87
2006	60	2057	380	584	.284	118	11	64	336	916	.445	272	58	454	82	19	39	90
2007	64	2203	481	634	.288	135	7	75	433	1008	.458	288	107	482	68	34	38	85
2008	58	2004	418	582	.290	106	11	77	373	941	.470	270	59	439	61	21	40	75
2009	65	2207	412	603	.273	112	13	80	373	981	.444	279	59	518	67	15	43	82
2010	64	2276	481	697	.306	130	11	92	449	1125	.494	261	93	423	73	25	23	87
2011	62	2015	324	544	.270	100	16	38	293	790	.392	198	59	441	122	29	56	76
2012	68	2247	351	608	.271	119	9	39	319	862	.384	245	62	445	68	31	48	80
2013	61	2015	298	524	.260	75	12	27	270	704	.349	242	36	378	49	27	52	87
2014	65	2101	323	552	.263	92	9	28	294	746	.355	219	85	397	56	36	54	73
2015	65	2164	387	623	.288	107	18	53	343	925	.427	273	57	418	55	31	29	63
2016	55	1870	324	515	.275	90	13	49	288	778	.416	222	39	413	40	24	26	63
2017	64	2194	422	627	.286	97	13	83	385	999	.455	258	63	463	27	24	25	55
2018	69	2347	482	695	.296	115	5	98	452	1114	.475	324	69	511	39	42	21	68
2019	66	2279	491	679	.298	142	15	88	458	1115	.489	321	56	581	81	30	27	67

HISTORY AND RECORDS

Numbers in **Bold** indicate school records



Rodney Nye set the then-school record for at-bats in a single season with 269 in 1999 when he hit .320 with 11 home runs.



Eric Hinske cracked 30 home runs and 91 extra-base hits at Arkansas and continued his success in his 16-year MLB playing career.



Andy Wilkins hit 15 home runs in 2010 and played a large part in the Razorbacks setting a then-single-season record with 92 home runs.

|| YEAR-BY-YEAR PITCHING



Year	G	W-L	Pct.	IP	H	R	ER	ERA	BB	SO	CG	SHO	SV
1967	29	15-14	.517	213.1	215	143	109	4.60	137	214	13	2	-
1968	24	13-11	.541	-	-	-	-	-	-	-	-	1	-
1969	28	18-10	.643	210.0	166	95	70	3.00	114	200	13	3	-
1970	32	19-13	.594	228.0	239	132	94	3.71	106	210	15	5	-
1971	41	23-17	.561	298.0	261	157	98	2.96	108	262	-	4	-
1972	34	16-18	.471	248.0	221	137	100	3.63	110	227	13	5	-
1973	31	23-7	.758	204.0	197	105	72	3.18	107	175	18	5	-
1974	43	22-21	.512	330.2	341	287	162	4.41	174	281	29	3	-
1975	42	20-22	.476	310.1	317	188	139	4.03	206	231	11	3	-
1976	47	31-15	.674	361.1	314	147	110	2.74	131	254	27	9	-
1977	51	33-18	.647	390.1	303	153	123	2.84	170	308	14	13	-
1978	44	31-13	.705	343.1	282	178	132	3.46	190	320	11	9	6
1979	64	49-15	.766	503.0	401	215	169	3.02	275	341	32	9	7
1980	66	44-22	.667	500.2	450	286	209	3.76	287	340	34	9	5
1981	52	31-21	.596	414.1	389	255	205	4.45	235	265	21	5	4
1982	57	40-15	.603	447.1	335	201	149	3.00	254	349	30	6	4
1983	65	44-21	.698	526.2	527	322	240	4.10	238	286	10	4	11
1984	56	40-16	.714	444.2	430	253	199	4.03	224	312	16	5	12
1985	66	51-15	.773	546.1	567	332	277	4.56	290	361	14	5	14
1986	60	43-17	.717	501.0	447	250	205	3.68	242	358	14	8	10
1987	68	51-16	.757	567.1	590	344	281	4.46	315	496	7	5	16
1988	62	39-23	.629	508.2	489	348	307	5.43	314	401	14	5	9
1989	67	51-16	.761	576.0	504	255	216	3.38	249	495	12	6	17
1990	62	47-15	.758	520.0	513	255	210	3.63	208	390	10	2	15
1991	62	40-22	.645	518.2	472	268	207	3.59	240	387	3	3	13
1992	57	31-26	.544	481.2	539	353	316	5.90	226	317	15	5	3
1993	59	33-26	.559	500.1	501	288	239	4.30	222	432	6	2	9
1994	57	30-27	.526	517.1	562	355	290	5.05	295	377	7	3	9
1995	61	38-23	.623	536.1	547	337	283	4.75	264	506	10	2	15
1996	59	39-20	.661	522.0	504	305	243	4.19	206	434	10	3	12
1997	56	36-20	.643	491.0	581	405	338	6.20	248	414	3	1	9
1998	59	38-21	.644	520.1	551	366	305	5.28	208	480	4	2	14
1999	65	42-23	.646	578.0	579	397	329	5.12	297	554	6	0	11
2000	54	24-30	.444	476.1	568	416	332	6.27	263	365	1	1	12
2001	56	27-29	.482	490.2	490	325	253	4.64	209	403	2	3	10
2002	63	35-28	.556	565.0	624	336	277	4.41	181	378	2	2	14
2003	57	35-22	.614	513.2	557	293	233	4.08	111	383	3	0	10
2004	69	45-24	.652	621.1	686	339	267	3.87	186	448	3	1	16
2005	61	39-22	.639	540.1	552	300	243	4.05	196	371	3	2	13
2006	60	39-21	.650	536.0	519	273	217	3.64	169	453	1	1	19
2007	64	43-21	.672	569.0	532	294	249	3.94	219	565	7	5	12
2008	58	34-24	.586	518.0	550	344	283	4.92	220	445	2	1	9
2009	65	41-24	.631	580.0	595	363	301	4.67	245	511	1	4	16
2010	64	43-21	.672	574.2	558	297	251	3.93	189	551	2	2	13
2011	62	40-22	.645	542.2	474	222	193	3.20	204	447	2	6	20
2012	68	46-22	.676	613.0	513	231	193	2.83	224	534	0	10	17
2013	61	39-22	.639	547.1	413	166	115	1.89	195	477	1	8	19
2014	65	40-25	.615	575.1	440	206	168	2.63	210	435	6	10	14
2015	65	40-25	.615	570.2	543	304	259	4.08	282	484	2	5	15
2016	55	26-29	.473	484.0	503	317	269	5.00	238	452	2	4	9
2017	64	45-19	.703	564.0	486	254	226	3.61	207	619	2	7	14
2018	69	48-21	.696	603.1	530	290	238	3.55	228	619	0	6	26
2019	66	46-20	.697	581.2	485	288	252	3.90	238	615	0	5	15

Numbers in **Bold** indicate school records


HISTORY AND RECORDS



Cliff Lee posted a 4-3 record in 2000 with the Razorbacks and went on to win the American League Cy Young Award in 2008.



Arkansas set a single-season record with 619 strikeouts in 2017 and then went 14-0 in 2018, setting the wins record. He was the only pitcher in the nation with a 14-0 record and became the second Arkansas pitcher to go undefeated throughout a season.



Matt Carnes recorded 301 strikeouts and 24 wins during his three-year career out of Miami (Okla.) High School.



YEAR-BY-YEAR LEADERS ||

HITTING (Min. 2.5 AB per game)

Batting Average

Year	AVG	Player
1952	.308	Lyle Wilkerson
1953	.394	Lamar McHan
1954	.333	Preston Carpenter
1955	.359	Joe Thompson
1956	.386	Joe Kretschmar
1957	.400	L. Drummonds
1958	.369	L. Drummonds
1959	.320	Pat Foster
1960	.341	Jerry Carlton
	.341	Pat Foster
1961	.375	Jerry Carlton
1962	.382	Jerry Carlton
1963	.371	Jim Jay
1964	.383	Mike Haynie
1965	.322	Bill Gray
1966	.292	Ronnie Tiffiee
1967	.341	Fredy Washington
1968	.352	Mike Pryor
1969	.417	Bill Dorothy
1970	.342	Mike Pryor
1971	.326	David Marshall
1972	.327	Stan Ley
1973	.395	Keith Cochran
1974	.372	John Jenkins
1975	.358	Wally Erwin
1976	.350	Bill Montgomery
1977	.301	Arvis Harper
1978	.356	Tim Lollar
1979	.357	Ed Wallace
1980	.386	Kevin McReynolds
1981	.378	Billy Dees
1982	.367	Dave Van Horn
1983	.362	Tom Pagnozzi
1984	.383	Jeff King
1985	.366	Jeff King
1986	.397	Ralph Kraus
1987	.393	Jim Kremers
1988	.337	Randy Bobb
1989	.383	Scott Pose
1990	.387	Greg D'Alexander
1991	.354	Mark Johnson
1992	.335	Scott Epps
1993	.335	Allen Williams
1994	.353	Kyle Harris
1995	.371	Ty Bilderback
1996	.391	Matt Erickson
1997	.425	Jeremy Jackson
1998	.365	Eric Hinske
1999	.338	Joe Jester
2000	.356	Scott Crosssett
2001	.357	Jeff Hoefler
2002	.316	Scott Bridges
2003	.332	Clay Goodwin
2004	.319	Clay Goodwin
2005	.341	Danny Hamblin
2006	.326	Craig Gentry
2007	.347	Logan Forsythe
2008	.366	Chase Leavitt
2009	.319	Andy Wilkins
2010	.429	Zack Cox
2011	.335	Dominic Fiocciello
2012	.323	Matt Reynolds
2013	.325	Brian Anderson
2014	.328	Brian Anderson
2015	.376	Andrew Benintendi
2016	.332	Carson Shaddy
2017	.338	Jax Biggers
2018	.345	Casey Martin
2019	.345	Matt Goodheart

At Bats

Year	AB	Player
1967	102	Randy Marshall
1968	76	Bill Brill
1969	104	Mike Pryor
1970	98	Fred Wanger
1971	141	Stan Ley
	141	David Marshall
1972	110	Stan Ley
1973	95	Thurman Smith
1974	137	Doug Pogue
1975	134	Ralph Bradbury
1976	171	Ralph Bradbury
1977	187	Ralph Bradbury
1978	154	Johnny Ray
1979	235	Johnny Ray
1980	220	Kevin McReynolds
1981	196	Billy Dees
1982	202	Keith Longoria
1983	250	Brett Harrison
1984	196	Jeff King
1985	254	Jeff King
1986	235	Dave Patterson
1987	241	Andy Skeels
1988	215	Jim Kremers
1989	242	Greg D'Alexander
1990	247	Kirk Piskor
1991	226	Mark Johnson

1992	229	Allen Williams
1993	212	Allen Williams
1994	243	Kenderick Moore
1995	252	Kenderick Moore
1996	255	Jason McConnell
1997	251	Jason McConnell
1998	233	Eric Hinske
1999	269	Rodney Nye
2000	203	Brian Kirby
2001	202	Brian Kirby
2002	224	Michael Conner
2003	232	Haas Pratt
2004	258	Haas Pratt
2005	224	Clay Goodwin
2006	235	Danny Hamblin
2007	232	Danny Hamblin
2008	224	Tim Smalling
2009	241	Scott Lyons
2010	259	Collin Kuhn
2011	237	Bo Bigham
2012	264	Tim Carver
2013	236	Tyler Spoon
2014	241	Brian Anderson
2015	245	Tyler Spoon
2016	211	Carson Shaddy
2017	248	Luke Bonfield
2018	267	Dominic Fletcher
2019	283	Casey Martin

Runs

Year	Runs	Player
1967	31	Fredy Washington
1968	20	Fredy Washington
1969	26	Mike Pryor
1970	27	H.A. Scott
1971	38	David Marshall
1972	22	Stan Ley
1973	23	Thurman Smith
1974	27	Dennis Lundquist
1975	30	Wally Erwin
1976	31	Bill Montgomery
1977	27	Arvis Harper
	27	Tim Lollar
1978	27	Shaun Lacey
	27	Johnny Ray
1979	55	Johnny Ray
1980	57	Kevin McReynolds
1981	45	Todd Zacher
1982	65	Gary Jones
1983	71	Scott Loseke
1984	52	Brett Harrison
1985	64	Jeff King
1986	72	Dave Patterson
1987	70	Andy Skeels
1988	54	Troy Eklund
1989	62	Troy Eklund
1990	56	Kirk Piskor
1991	69	Mark Johnson
1992	50	Allen Williams
1993	59	Allen Williams
1994	58	Allen Williams
1995	61	Ty Bilderback
1996	78	Jason McConnell

1997

87	Eric Hinske	
1998	65	Jack Welsh
1999	76	Joe Jester
2000	66	Jack Welsh
2001	39	Michael Conner
2002	52	Michael Conner
2003	50	Ryan Fox
2004	53	Danny Hamblin
2005	44	Danny Hamblin
2006	46	Danny Hamblin
2007	59	Danny Hamblin
2008	60	Chase Leavitt
2009	54	Ben Tschepikow
2010	67	Zack Cox
2011	44	Collin Kuhn
2012	48	Matt Reynolds
2013	47	Brian Anderson
2014	45	Andrew Benintendi
2015	62	Andrew Benintendi
2016	41	Carson Shaddy
	41	Rick Nomura
2017	54	Chad Spanberger
2018	65	Heston Kjerstad
2019	72	Trevor Ezell

Hits

Year	Hits	Player
1967	31	Fredy Washington
1968	25	Mike Pryor
1969	40	Bill Dorothy
1970	33	Fred Wanger
1971	46	David Marshall
1972	36	Stan Ley
1973	30	Keith Cochran
1974	48	John Jenkins
1975	43	Wally Erwin
1976	31	Bill Montgomery
1977	44	Arvis Harper
1978	47	Johnny Ray
1979	77	Johnny Ray

1980	85	Kevin McReynolds
1981	74	Billy Dees
1982	65	Keith Longoria
1983	88	Tom Pagnozzi
1984	75	Jeff King
1985	93	Jeff King
1986	91	Ralph Kraus
	91	Dave Patterson
1987	94	Jim Kremers
1988	70	Randy Bobb
1989	86	Greg D'Alexander
1990	89	Kirk Piskor
1991	80	Mark Johnson
1992	73	Scott Epps
	73	Allen Williams
1993	71	Allen Williams
1994	76	Bob Hughes
1995	80	Kenderick Moore
1996	97	Matt Erickson
1997	94	Matt Erickson
	94	Jeremy Jackson
1998	85	Eric Hinske
1999	89	Joe Jester
2000	67	Scott Crosssett
2001	61	Jeff Hoefler
2002	64	Michael Conner
2003	72	Haas Pratt
2004	80	Haas Pratt
2005	75	Danny Hamblin
2006	68	Danny Hamblin
2007	78	Logan Forsythe
2008	65	Logan Forsythe
2009	76	Ben Tschepikow
2010	102	Zack Cox
2011	75	Dominic Fiocciello
2012	79	Tim Carver
2013	68	Brian Anderson
	68	Tyler Spoon
2014	79	Brian Anderson
2015	85	Andrew Benintendi
2016	70	Carson Shaddy
2017	73	Chad Spanberger
2018	88	Eric Cole
2019	87	Heston Kjerstad

RBI

Year	RBI	Player
1967	21	Bill Brill
1968	16	Fredy Washington
1969	27	H.A. Scott
1970	30	Fred Howard
1971	29	H.A. Scott
1972	17	Stephen Ballard
1973	19	Stephen Ballard
	19	Tommy Neal
1974	28	Dennis Lundquist
1975	23	Bill Montgomery
1976	35	Bill Montgomery
1977	30	Marc Brumble
1978	28	Arvis Harper
1979	47	Johnny Ray
1980	57	Kevin McReynolds
1981	50	John Hennell
1982	39	Mike Robinson
1983	50	Tom Pagnozzi
1984	55	Jeff King
1985	82	Jeff King
1986	67	Jeff King
1987	76	Jim Kremers
	76	Andy Skeels
1988	62	Jim Kremers
1989	66	Greg D'Alexander
1990	65	Greg D'Alexander
1991	51	Mark Johnson
1992	49	Allen Williams
1993	43	Bob Hughes
1994	62	Bob Hughes
1995	55	Kit Pellow
1996	66	Kit Pellow
1997	78	Ryan Lundquist
1998	71	Eric Hinske
1999	78	Rodney Nye
2000	46	Kyle Washburn
2001	38	Kyle Washburn
2002	53	Ryan Fox
2003	50	Andrew Wishy
2004	52	Haas Pratt
2005	49	Danny Hamblin
2006	68	Danny Hamblin
2007	71	Casey Coon
2008	48	Brett Eibner
2009	58	Andy Wilkins
2010	71	Brett Eibner
2011	50	Dominic Fiocciello
2012	45	Matt Reynolds
2013	49	Tyler Spoon
2014	51	Brian Anderson
2015	57	Andrew Benintendi
2016	39	Luke Bonfield

2017	67	Chad Spanberger
2018	58	Heston Kjerstad
2019	61	Dominic Fletcher

Double

Year	2B	Player
1967	6	Ronnie Tiffiee
	6	Fredy Washington
1968	9	Bill Brill
1969	10	Fred Wanger
1970	7	H.A. Scott
	7	Fred Wanger
1971	12	Stan Ley
1972	9	Stan Ley
1973	7	Keith Cochran
1974	8	Dennis Lundquist
	8	Doug Pogue
1975	9	Dennis Lundquist
1976	13	Jeff Hemm
1977	10	Tim Lollar
1978	8	Johnny Ray
1979	17	Marc Brumble
1980	21	John Hennell
1981	18	Billy Dees
	18	John Hennell
1982	10	Mike Robinson
	10	Chris Shaddy
1983	16	Tom Pagnozzi
1984	15	Jim Ward
1985	26	Jeff King
1986	27	Ralph Kraus
1987	28	Jim Kremers
1988	20	Jim Kremers
1989	16	Troy Eklund
1990	18	Greg D'Alexander
	18	Tim Thomas
1991	21	Mark Johnson
1992	17	Allen Williams
1993	21	Allen Williams
1994	19	Bob Hughes
1995	16	Kit Pellow
1996	24	Matt Erickson
1997	27	Matt Erickson
1998	27	Eric Hinske
1999	20	Joe Jester
	20	Ryan Lundquist
2000	20	Greg Blum
2001	16	Brian Kirby
2002	14	Ryan Fox
2003	25	Andrew Wishy
2004	19	Danny Hamblin
2005	19	Danny Hamblin
2006	18	Chris Hollensworth
2007	16	Logan Forsythe
	16	Jeff Nutt
2008	15	Ben Tschepikow
2009	18	Andy Wilkins
2010	18	Collin Kuhn
2011	15	Dominic Fiocciello
2012	20	Matt Reynolds
2013	12	Brian Anderson
2014	16	Eric Fisher
2015	20	Tyler Spoon
2016	14	Rick Nomura
2017	14	Jax Biggers
	14	Grant Koch
2018	16	Heston Kjerstad
	16	Dominic Fletcher
2019	25	Trevor Ezell

Triples

Year	3B	Player
1967	2	Ronnie Tiffiee
1968	3	Randy Marshall
1969	3	H.A. Scott
1970	5	Freddy Howard
1971	8	Stan Ley
	8	David Marshall
1972	5	Stan Ley
1973	2	Tommy Neal
	2	Greg Snowden
1974	2	John Jenkins
	2	Mike Kirkland
	2	Greg Snowden
1975	6	Wally Erwin
1976	4	Ralph Bradbury
1977	5	Arvis Harper
1978	6	Arvis Harper
1979	12	Johnny Ray
1980	6	Kevin McReynolds
1981	7	Chris Shaddy
1982	6	Gary Jones
1983	8	Scott Loseke
1984	5	Norm Roberts
1985	7	Norm Roberts
1986	7	Ralph Kraus
1987	7	Andy Skeels
1988	6	Scott Pose
1989	12	Troy Eklund
1990	6	Scott Epps
1991	6	Bubba Carpenter
	6	Mark Johnson
1992	6</	

|| YEAR-BY-YEAR LEADERS



1993	6	Allen Williams
1994	9	Bob Hughes
1995	6	Ty Bilderback
1996	7	Jason McConnell
1997	8	Jeremy Jackson
1998	3	Brent Caldwell
1999	3	Jack Welsh
2000	3	Jeff Hoefler
	3	Kyle Washburn
2001	2	Ryan Fox
	2	Kyle Washburn
	2	Andrew Wishy
2002	8	Kirk McConnell
2003	3	Scott Bridges
	3	Clay Goodwin
2004	3	Jake Dugger
	3	Scott Hode
2005	2	Clay Goodwin
	2	Casey Rowlett
2006	3	Craig Gentry
2007	2	Logan Forsythe
	2	Brad Secrist
2008	3	Ben Tschepikow
2009	4	Ben Tschepikow
2010	4	Collin Kuhn
2011	4	Kyle Robinson
2012	3	Derrick Bleeker
	3	Jacob Morris
2013	5	Brian Anderson
2014	3	Brian Anderson
2015	6	Bobby Wernes
2016	3	Jake Arledge
2017	4	Jax Biggers
2018	2	Carson Shaddy
2019	4	Jack Kenley
	4	Casey Martin

Home Runs

Year	HR	Player
1967	4	Bill Brill
1968	3	Randy Marshall
1969	8	Mike Pryor
1970	3	Bill Dorothy
	3	Mark Jones
	3	H.A. Scott
1971	6	Greg Palka
	6	H.A. Scott
1972	4	Barton Rhoades
1973	4	Mike Kirkland
1974	5	John Jenkins
1975	1	James Andree
	1	Jeff Hemm
	1	Dennis Lundquist
	1	Doug Poque
1976	5	Bill Montgomery
1977	6	Marc Brumble
1978	6	Tim Lollar
1979	8	John Hennell
	8	Kevin McReynolds
1980	17	Kevin McReynolds
1981	10	Reggie Thomas
1982	6	Gary Jones
1983	6	Mike Robinson
1984	8	Jeff King
	8	Tony Laird
1985	17	Jeff King
1986	17	Jeff King
1987	18	Andy Skeels
1988	13	Greg D'Alexander
1989	9	Troy Eklund
1990	14	Greg D'Alexander
1991	7	Kirk Piskor
1992	10	Scott Epps
1993	7	Allen Williams
1994	6	Steve Taft
	6	Allen Williams
1995	12	Kit Pellow
1996	9	Kenderick Moore
1997	24	Ryan Lundquist
1998	15	Rodney Nye
1999	20	Rodney Nye
2000	9	Brian Kirby
2001	9	Michael Conner
	9	Brian Kirby
2002	17	Michael Conner
2003	19	Ryan Fox
2004	8	Jake Dugger
	8	Danny Hamblin
	8	Haas Pratt
2005	10	Danny Hamblin
2006	17	Danny Hamblin
2007	22	Danny Hamblin
2008	14	Aaron Murphree
2009	19	Andy Wilkins
2010	22	Brett Eibner
2011	10	Kyle Robinson
2012	7	Matt Reynolds
2013	4	Brian Anderson
	4	Tyler Spoon
2014	9	Eric Fisher
2015	20	Andrew Benintendi
2016	8	Carson Shaddy
	8	Michael Bernal

	8	Luke Bonfield
2017	20	Chad Spanberger
2018	14	Heston Kjerstad
	14	Casey Martin
2019	17	Heston Kjerstad

Stolen Bases

Year	SB	Player
1967	6	Terry Baker
1968	12	Fredy Washington
1969	10	Mike Pryor
1970	16	David Marshall
1971	15	H.A. Scott
1972	6	Keith Cochran
	6	Stan Ley
	6	Bruce Sawatski
	6	Thurman Smith
1973	10	Thurman Smith
1974	9	James Andree
1975	18	Wally Erwin
1976	13	Michael Watson
1977	17	Hank Thompson
1978	24	Shaun Lacey
1979	19	Larry Wallace
1980	20	Todd Zacher
1981	20	Don Carter
	20	Todd Zacher
1982	35	Gary Jones
1983	42	Scott Loseke
1984	27	Jim Ward
1985	15	Mike Loggins
1986	17	Darin Hernandez
1987	26	Dan Campbell
1988	20	Scott Pose
1989	28	Scott Pose
1990	26	Mark Johnson
1991	23	Mark Johnson
1992	29	Allen Williams
1993	18	Allen Williams
1994	24	Kenderick Moore
1995	32	Jeff Parsons
1996	29	Kenderick Moore
1997	21	Jason McConnell
1998	19	Eric Hinske
1999	35	Joe Jester
2000	19	Jack Welsh
2001	13	Michael Conner
2002	13	Scott Bridges
2003	13	Scott Bridges
2004	24	Scott Bridges
2005	22	Scott Bridges
2006	16	Craig Gentry
2007	18	Logan Forsythe
2008	11	Logan Forsythe
2009	17	Ben Tschepikow
2010	17	Collin Kuhn
2011	24	Tim Carver
2012	16	Matt Reynolds
2013	8	Matt Vinson
2014	17	Andrew Benintendi
2015	24	Andrew Benintendi
2016	7	Jake Arledge
2017	7	Jake Arledge
2018	8	Casey Martin
2019	19	Trevor Ezell

PITCHING (min. 20% team games)

Victories

Year	Wins	Player
1967	8	Butch Hopkins
1968	3	Joe Fair
	3	Stephan Reagan
1969	7	Jerry Blackwood
1970	6	Terry Verhage
	6	Bill Wyles
1971	7	Terry Verhage
1972	6	Larry Paulsen
1973	5	Tim Brewer
	5	Larry Paulsen
1974	5	Gerald Hannahs
	5	Dennis Pugh
1975	5	Warren Hemm
	5	Richard Miller
1976	8	Warren Hemm
1977	8	Mark McClain
1978	6	Tim Lollar
1979	13	Rich Erwin
1980	13	Steve Krueger
1981	11	Scott Tabor
1982	7	Ed Myers
1983	10	Charlie Corbell
1984	8	Kevin Campbell
1985	11	Fred Farwell
1986	9	Steve Parker
1987	11	John Cebuhar
1988	11	Bobby Edwards
1989	10	Dennis Fletcher
	10	Mike Oquist
1990	10	Doug Bennett
1991	6	Doug Bennett
	6	Brian Cook

1992	8	Scott Brocail
1993	9	Brian Cook
1994	8	Scott Cunningham
1995	9	Alan Mahaffey
1996	10	Matt Carnes
1997	7	Matt Carnes
	7	Lance Franks
1998	10	David Walling
1999	10	David Walling
2000	4	Gary Hogan Jr.
	4	Cliff Lee
2001	4	Scott Roehl
2002	7	Charlie Isaacson
2003	8	Scott Roehl
2004	10	Charley Boyce
	10	Jay Sawatski
2005	11	Charley Boyce
2006	9	Nick Schmidt
2007	11	Nick Schmidt
2008	5	Cliff Springston
2009	9	Dallas Keuchel
2010	9	Drew Smyly
2011	10	DJ Baxendale
2012	8	DJ Baxendale
	8	Ryne Stanek
2013	10	Ryne Stanek
2014	9	Chris Oliver
2015	7	Jackson Lowery
2016	5	Dominic Taccolini
2017	8	Blaine Knight
2018	14	Blaine Knight
2019	12	Isaiah Campbell

ERA

Year	ERA	Player
1967	3.48	John Tyra
1968		not available
1969	2.08	Jerry Blackwood
1970	2.67	Freddy Howard
1971	1.79	Gerald Hannahs
1972	2.23	Larry Paulsen
1973	1.91	Tim Brewer
1974	3.16	Gerald Hannahs
1975	3.28	Richard Miller
1976	2.23	Rich Erwin
1977	1.16	Bill Bakewell
1978	1.37	Bill Bakewell
1979	1.73	Steve Krueger
1980	1.40	John Stanley
1981	2.38	Scott Tabor
1982	2.59	Scott Tabor
1983	2.88	Charlie Corbell
1984	2.36	Dera Clark
1985	2.53	Tim Dietz
1986	2.30	Steve Parker
1987	2.73	Dennis Fletcher
1988	4.42	Bobby Edwards
1989	2.68	Phillip Stidham
1990	0.95	Phillip Stidham
1991	1.20	Phillip Stidham
1992	3.08	Lyle Beckemeyer
1993	2.88	Brian Cook
1994	3.08	Scott Brocail
1995	2.20	Rob Quarnstrom
1996	2.14	Brian Rogers
1997	4.52	Lance Franks
1998	2.77	Kevin Vent
1999	3.16	Charlie Isaacson
2000	4.25	Jeremy Rankin
2001	2.32	Scott Woods
2002	2.62	Scott Woods
2003	2.67	Boyd Goodner
2004	1.50	Boyd Goodner
2005	2.80	Nick Schmidt
2006	2.77	Shaun Seibert
2007	2.69	Nick Schmidt
2008	3.90	Cliff Springston
2009	2.19	Stephen Richards
2010	2.11	Christian Kowalchuk
2011	1.58	DJ Baxendale
2012	1.38	Colby Suggs
2013	1.39	Ryne Stanek
2014	0.74	Michael Gunn
2015	2.10	Zach Jackson
2016	2.98	Blaine Knight
2017	2.00	Matt Cronin
2018	2.68	Barrett Loseke
2019	1.86	Matt Cronin

Innings Pitched

Year	IP	Player
1967	68.2	Butch Hopkins
1968		not available
1969	66.0	Butch Hopkins
1970	76.0	Terry Verhage
1971	75.0	Terry Verhage
1972	84.2	Larry Paulsen
1973	48.0	Larry Paulsen
1974	68.1	Gerald Hannahs
1975	74.0	Richard Miller
1976	90.0	Warren Hemm
1977	76.2	Mark McClain
1978	79.1	David Rhodes

1979	124.0	Rich Erwin
1980	96.0	Steve Krueger
1981	109.2	Scott Tabor
1982	80.2	Charlie Corbell
1983	115.2	Charlie Corbell
1984	86.1	Kevin Campbell
1985	120.2	Fred Farwell
1986	101.2	Kevin Campbell
1987	115.2	John Cebuhar
1988	93.2	Bobby Edwards
1989	109.0	Mike Oquist
1990	96.0	Doug Bennett
1991	60.0	Phillip Stidham
1992	92.2	Scott Brocail
1993	97.0	Brent Birch
1994	116.1	Scott Cunningham
1995	100.0	Alan Mahaffey
1996	117.0	Matt Carnes
1997	96.1	Matt Carnes
1998	103.1	David Walling
1999	121.1	David Walling
2000	65.0	Gary Hogan Jr.
2001	82.0	Charlie Isaacson
2002	90.1	Charlie Isaacson
2003	93.1	Jarrett Gardner
2004	115.1	Charley Boyce
2005	122.1	Charley Boyce
2006	116.2	Nick Schmidt
2007	124.0	Nick Schmidt
2008	87.2	Cliff Springston
2009	108.0	Dallas Keuchel
2010	103.0	Drew Smyly
2011	85.1	DJ Baxendale
2012	107.0	DJ Baxendale
2013	97.1	Ryne Stanek
2014	94.0	Trey Killian
2015	87.0	Trey Killian
	87.0	Keaton McKinney
2016	72.0	Dominic Taccolini
2017	91.0	Trevor Stephan
2018	112.1	Blaine Knight
2019	118.1	Isaiah Campbell

Strikeouts

Year	SO	Player
1967	91	Butch Hopkins
1968		not available
1969	65	Butch Hopkins
1970	59	Terry Verhage
1971	55	Terry Verhage
1972	78	Larry Paulsen
1973	48	Larry Paulsen
1974	83	Gerald Hannahs
1975	75	Richard Miller
1976	66	Warren Hemm
1977	53	David Rhodes
1978	73	David Rhodes
1979	75	Rich Erwin
1980	74	Steve Krueger
1981	65	Scott Tabor
1982	76	Darrell Akerfelds
1983	51	Les Lancaster
1984	61	Kevin Campbell
1985	90	Fred Farwell
1986	72	Kevin Campbell
1987	106	John Cebuhar
1988	76	Bobby Edwards
1989	93	Mike Oquist
1990	86	Doug Bennett
1991	56	Matt Wagner
1992	63	Scott Brocail
1993	84	Brent Birch
1994	87	Scott Cunningham
1995	111	Matt Carnes
1996	105	Matt Carnes
1997	85	Matt Carnes
1998	128	David Walling
1999	155	David Walling
2000	77	Cliff Lee
2001	63	Charlie Isaacson
2002	62	Gary Hogan, Jr.
2003	59	Charley Boyce
2004	86	Jay Sawatski
2005	89	Nick Schmidt
2006	145	Nick Schmidt
2007	128	Jess Todd
2008	76	Justin Wells
2009	79	Mike Bolsinger
2010	114	Drew Smyly
2011	77	DJ Baxendale
2012	96	DJ Baxendale
2013	79	Ryne Stanek
2014	68	Jalen Beeks
2015	89	Zach Jackson
2016	66	Zach Jackson
2017	120	Trevor Stephan
2018	102	Blaine Knight
2019	125	Isaiah Campbell

Bold denotes Arkansas modern-era record (since 1967).



ARKANSAS VS. ALL OPPONENTS ||

Opponent	G	W	L	Win%	^UA	^OPP	Home	Away	Neu.
Abilene Christian	2	2	0	1.000	15	4	2-0	0-0	0-0
Air Force	2	1	1	.500	18	2	0-0	0-0	1-1
Alabama	91	43	48	.473	500	512	24-18	16-25	3-5
Alabama A&M	2	2	0	1.000	33	2	2-0	0-0	0-0
Albany	1	1	0	1.000	9	0	1-0	0-0	0-0
Alcorn State	3	3	0	1.000	23	6	3-0	0-0	0-0
American Christian	4	1	3	.250	3	9	1-3	0-0	0-0
Appalachian State	3	3	0	1.000	27	11	3-0	0-0	0-0
Arizona	7	3	4	.429	34	31	0-0	1-2	2-2
Arizona State	11	3	8	.273	47	64	2-0	0-5	1-3
Arkansas-Pine Bluff	1	1	0	1.000	16	4	1-0	0-0	0-0
Auburn	93	46	47	.495	568	567	24-18	18-24	4-5
Baker	8	7	1	.875	65	18	7-1	0-0	0-0
Ball State	3	2	1	.667	21	10	2-1	0-0	0-0
Baylor	66	38	28	.576	386	317	22-7	14-19	2-2
Belhaven	3	2	1	.667	10	11	0-0	2-1	0-0
Benedictine	1	1	0	1.000	9	0	1-0	0-0	0-0
Binghamton	3	3	0	1.000	15	3	3-0	0-0	0-0
Bryant	5	4	1	.800	40	21	3-0	0-0	1-1
Bucknell	5	5	0	1.000	69	14	3-0	0-0	2-0
Buena Vista	22	14	8	.636	149	111	13-8	0-0	1-0
BYU	3	2	1	.667	18	7	2-0	0-0	0-1
California	9	4	5	.444	45	46	2-1	2-3	0-1
Cal Poly	1	0	1	.000	3	4	0-0	0-0	0-1
Cal State Fullerton	4	1	3	.250	26	27	0-0	0-0	1-3
Cal State Northridge	3	3	0	1.000	22	12	3-0	0-0	0-0
Carthage*	2	1	0	.750	10	3	1-0	0-0	0-0
Centenary	40	32	8	.800	363	181	20-4	12-4	0-0
Central Connecticut St.	1	1	0	1.000	11	5	1-0	0-0	0-0
Central Michigan	5	5	0	1.000	30	12	5-0	0-0	0-0
Central Missouri	9	9	0	1.000	89	38	9-0	0-0	0-0
Central Oklahoma	1	1	0	1.000	6	2	1-0	0-0	0-0
Charlotte	4	2	2	.500	25	14	1-0	0-1	1-1
Clemson	6	3	3	.500	34	40	0-1	1-2	2-0
Coastal Carolina	3	1	2	.333	16	22	1-2	0-0	0-0
Colorado	2	2	0	1.000	25	4	2-0	0-0	0-0
Creighton	15	10	5	.667	78	46	5-1	5-4	0-0
Dallas Baptist	19	12	7	.632	131	98	10-5	1-0	1-2
Dayton	2	2	0	1.000	29	1	2-0	0-0	0-0
Delaware	3	3	0	1.000	22	15	1-0	0-0	2-0
Delaware State	3	3	0	1.000	24	2	3-0	0-0	0-0
Delta State	5	2	3	.400	27	38	0-0	2-3	0-0
Drake	6	5	1	.833	39	27	5-1	0-0	0-0
Eastern Illinois	31	29	2	.935	285	80	29-2	0-0	0-0
Eastern Kentucky	1	1	0	1.000	20	13	0-0	0-0	1-0
Eastern Michigan	15	14	1	.933	104	48	7-0	0-0	7-1
East Texas Baptist	2	0	2	.000	1	6	0-0	0-2	0-0
Eckerd	1	1	0	1.000	8	2	0-0	0-0	1-0
Emporia State	13	8	5	.615	109	91	5-1	2-4	1-0
Evangel	20	20	0	1.000	166	33	12-0	8-0	0-0
Evansville	11	9	2	.818	78	42	9-2	0-0	0-0
Florida	64	32	32	.500	356	324	13-11	12-18	7-3
Florida Southern	3	2	1	.667	21	9	0-0	2-1	0-0
Florida State	6	5	1	.833	34	24	2-0	3-0	0-1
Fordham	1	0	1	.000	5	8	0-0	0-0	0-1
Fresno State	1	1	0	1.000	6	4	0-0	1-0	0-0
George Mason	2	2	0	1.000	17	10	0-0	0-0	2-0
George Washington	3	3	0	1.000	25	14	0-0	0-0	3-0
Georgia	58	34	24	.586	384	288	20-7	13-15	1-2
Georgia Tech	3	1	2	.333	9	10	0-0	0-0	1-2
Gonzaga	8	3	5	.375	31	52	2-3	0-1	1-1
Grambling State	7	7	0	1.000	72	25	7-0	0-0	0-0
Grand Canyon	2	2	0	1.000	17	3	2-0	0-0	0-0
Hawaii	8	4	4	.500	51	46	0-0	4-4	0-0
Hawaii Pacific	4	3	1	.750	31	19	0-0	3-1	0-0
Houston	65	38	27	.585	383	315	17-7	14-16	7-4
Illinois	3	3	0	1.000	33	12	2-0	0-0	1-0
Illinois-Chicago	8	7	1	.875	63	35	7-1	0-0	0-0
Illinois State	6	5	1	.833	66	33	5-1	0-0	0-0
Indiana	2	1	1	.500	8	16	1-0	0-0	0-1
Indiana State	15	11	4	.733	89	68	9-3	2-1	0-0
Iowa	2	2	0	1.000	33	10	1-0	0-0	1-0
Iowa State	11	11	0	1.000	116	34	11-0	0-0	0-0
Kansas	48	36	12	.750	352	215	33-9	3-3	0-1
Kansas State	50	30	20	.600	347	243	28-14	0-5	2-1
Kent State	4	3	1	.750	30	17	2-1	0-0	1-0
Kentucky	70	44	26	.629	493	384	23-10	19-14	2-2
Lamar	8	5	3	.625	57	46	5-1	0-0	0-2
Le Moyne	3	2	1	.667	15	13	1-0	0-0	1-1
Liberty	1	1	0	1.000	3	2	0-0	0-0	1-0
Lincoln	2	2	0	1.000	18	2	2-0	0-0	0-0
Little Rock	1	0	1	.000	7	17	0-1	0-0	0-0
Long Beach State	13	6	7	.461	73	83	4-3	2-4	0-0
Louisiana College	1	0	1	.000	5	12	0-0	0-1	0-0
Louisiana-Lafayette	5	1	4	.200	22	32	1-0	0-2	0-2
Louisiana Tech	31	25	6	.806	251	133	13-2	7-3	5-1
Loyola (La.)	2	0	2	.000	11	20	0-0	0-2	0-0
Loyola Marymount	4	2	2	.500	18	25	2-1	0-0	0-1
LSU	108	34	74	.315	521	743	18-25	12-36	4-13
Lubbock Christian	4	4	0	1.000	47	9	4-0	0-0	0-0
Luther	4	4	0	1.000	34	9	4-0	0-0	0-0
Maine	1	1	0	1.000	14	0	0-0	0-0	1-0
Maryland	1	0	1	.000	6	13	0-0	0-0	0-1
Memphis*	40	26	13	.667	240	176	12-3	11-8-1	2-3
Miami (Fla.)	5	0	5	.000	8	23	0-0	0-3	0-2
Miami (Ohio)	6	6	0	1.000	23	13	5-0	0-0	1-0
Mankato State	4	3	1	.750	11	11	3-1	0-0	0-0
McNeese State	9	6	3	.667	53	42	4-3	2-0	0-0
Middle Tennessee	1	1	0	1.000	10	7	0-0	0-0	1-1
Minnesota	10	7	3	.700	59	53	4-0	2-2	1-1
Mississippi College	4	2	2	.500	20	10	0-0	2-2	0-0
Mississippi State	105	49	56	.467	608	624	25-18	16-29	9-9
Miss. Valley State	10	10	0	1.000	104	10	8-0	0-0	2-0
Missouri	35	21	14	.600	199	226	11-4	9-6	1-4
Missouri Southern*	46	44	1	.967	471	145	43-0-1	1-1	0-0
Missouri State	81	55	26	.679	533	384	36-13	19-12	0-1
Missouri-St. Louis	2	2	0	1.000	25	4	2-0	0-0	0-0
Missouri Valley	1	1	0	1.000	7	1	1-0	0-0	0-0
Missouri Western	18	17	1	.944	157	37	17-1	0-0	0-0
Morningside	2	1	1	.500	41	17	1-1	0-0	0-0
Murray State	2	2	0	1.000	12	5	2-0	0-0	0-0

Opponent	G	W	L	Win%	^UA	^OPP	Home	Away	Neu.
Navy	2	2	0	1.000	14	5	0-0	0-0	2-0
Nebraska	21	10	11	.476	111	112	8-7	1-3	1-1
Nebraska-Kearney	2	1	1	.500	5	4	1-1	0-0	0-0
Nevada	1	1	0	1.000	10	2	1-0	0-0	0-0
New Mexico	9	7	2	.778	43	24	3-1	1-0	3-1
New Mexico State	2	2	0	1.000	16	7	0-0	1-0	1-0
New Orleans	5	3	2	.600	30	18	3-0	0-1	0-1
Nicholls State	1	0	1	.000	3	5	0-0	0-1	0-0
North Carolina	1	1	0	1.000	7	3	0-0	0-0	1-0
North Dakota	3	3	0	1.000	36	7	3-0	0-0	0-0
North Dakota State	2	2	0	1.000	20	3	2-0	0-0	0-0
Northeastern State	27	25	2	.926	219	77	25-2	0-0	0-0
Northern Colorado	8	7	1	.875	61	28	7-1	0-0	0-0
Northern Illinois	3	3	0	1.000	34	10	3-0	0-0	0-0
Northern Iowa	5	5	0	1.000	62	9	5-0	0-0	0-0
North Texas	11	11	0	1.000	110	15	11-0	0-0	0-0
Northwestern State	21	18	3	.857	161	91	10-2	5-1	3-0
Northwest Mo. State*	11	9	1	.864	79	43	9-1-1	0-0	0-0
Northwood Institute	1	1	0	1.000	9	1	1-0	0-0	0-0
Notre Dame	3	2	1	.667	16	13	1-0	0-0	1-1
Ohio State	1	1	0	1.000	8	6	0-0	0-0	1-0
Oklahoma	25	14	11	.560	152	123	6-2	7-9	1-0
Oklahoma Baptist	9	6	3	.667	45	40	4-2	2-1	0-0
Oklahoma Christian	1	1	0	1.000	14	4	1-0	0-0	0-0
Oklahoma City	24	23	1	.958	217	82	15-0	8-1	0-0
Oklahoma State	43	18	25	.419	245	296	9-9	7-10	2-6
Ole Miss	99	51	48	.515	582	521	24-22	21-21	6-5
Omaha	2	0	2	.000	10	15	0-2	0-0	0-0
Oral Roberts	105	70	35	.667	718	482	39-14	28-20	3-1
Oregon State	5	3	3	.500	16	19	0-0	0-0	3-3
Pacific	1	0	1	.000	3	4	0-0	0-0	0-1
Pacific Lutheran	1	1	0	1.000	8	1	0-0	0-0	1-0
Penn State	1	1	0	1.000	2	1	0-0	0-0	1-0
Pepperdine	2	1	1	.500	8	8	0-		

II SERIES HISTORY



ABILENE CHRISTIAN

Overall Series Record: 2-0
Record in Fayetteville, Ark.: 2-0

DATE	SITE	W/L	SCORE
4/6/71	Fayetteville, Ark.	W	4-3
4/6/71	Fayetteville, Ark.	W	11-1

AIR FORCE

Overall Series Record: 1-1
Record at Neutral Sites: 1-1

DATE	SITE	W/L	SCORE
3/26/68	San Antonio, Texas	L	1-0
2/15/02	Arlington, Texas	W	18-1

ALABAMA

Overall Series Record: 43-48
Record in Fayetteville, Ark.: 24-18
Record in Tuscaloosa, Ala.: 16-25
Record at Neutral Sites: 3-5

DATE	SITE	W/L	SCORE
5/2/92	Fayetteville, Ark.	L	11-2
5/2/92	Fayetteville, Ark.	L	4-3
5/3/92	Fayetteville, Ark.	W	7-3
5/8/93	Tuscaloosa, Ala.	L	4-2
5/8/93	Tuscaloosa, Ala.	W	8-1
5/9/93	Tuscaloosa, Ala.	L	10-1
5/6/94	Fayetteville, Ark.	W	6-5
5/7/94	Fayetteville, Ark.	W	14-6
5/8/94	Fayetteville, Ark.	W	7-3
5/5/95	Tuscaloosa, Ala.	W	12-4
5/6/95	Tuscaloosa, Ala.	W	9-3
5/7/95	Tuscaloosa, Ala.	L	7-4
5/19/95	Starkville, Miss.!	W	5-2
5/20/95	Starkville, Miss.!	L	8-7
5/3/96	Fayetteville, Ark.	W	9-3
5/4/96	Fayetteville, Ark.	L	7-3
5/5/96	Fayetteville, Ark.	L	3-2
4/25/97	Tuscaloosa, Ala.	L	11-10
4/26/97	Tuscaloosa, Ala.	L	13-2
4/3/98	Fayetteville, Ark.	W	11-8
4/4/98	Fayetteville, Ark.	L	9-1
4/5/98	Fayetteville, Ark.	L	5-3
4/23/99	Tuscaloosa, Ala.	L	8-3
4/24/99	Tuscaloosa, Ala.	L	15-8
4/25/99	Tuscaloosa, Ala.	L	9-8
5/23/99	Hoover, Ala.!	L	9-3
4/14/00	Fayetteville, Ark.	L	6-5
4/15/00	Fayetteville, Ark.	L	8-7
4/16/00	Fayetteville, Ark.	L	9-8
5/11/01	Tuscaloosa, Ala.	L	11-6
5/12/01	Tuscaloosa, Ala.	L	10-9
5/13/01	Tuscaloosa, Ala.	L	8-6
3/22/02	Fayetteville, Ark.	L	9-5
3/23/02	Fayetteville, Ark.	W	10-0
3/24/02	Fayetteville, Ark.	L	4-1
4/25/03	Tuscaloosa, Ala.	L	10-2
4/26/03	Tuscaloosa, Ala.	L	6-3
4/27/03	Tuscaloosa, Ala.	L	14-2
4/2/04	Fayetteville, Ark.	L	6-3
4/3/04	Fayetteville, Ark.	W	7-2
4/4/04	Fayetteville, Ark.	W	11-6
5/13/05	Tuscaloosa, Ala.	W	5-4
5/14/05	Tuscaloosa, Ala.	L	5-2
5/15/05	Tuscaloosa, Ala.	W	3-2
5/26/05	Hoover, Ala.!	L	5-4
5/5/06	Fayetteville, Ark.	W	4-3 (11)
5/6/06	Fayetteville, Ark.	W	13-6
5/7/06	Fayetteville, Ark.	W	5-3
5/25/06	Hoover, Ala.!	L	4-3
5/11/07	Tuscaloosa, Ala.	L	10-0
5/12/07	Tuscaloosa, Ala.	W	12-5
5/13/07	Tuscaloosa, Ala.	L	9-5
5/23/07	Hoover, Ala.!	W	6-0
5/2/08	Fayetteville, Ark.	L	11-7
5/3/08	Fayetteville, Ark.	L	11-6
5/4/08	Fayetteville, Ark.	W	5-4
5/8/09	Tuscaloosa, Ala.	L	2-1
5/9/09	Tuscaloosa, Ala.	L	8-6
5/10/09	Tuscaloosa, Ala.	L	6-5
3/26/10	Fayetteville, Ark.	W	9-8
3/27/10	Fayetteville, Ark.	W	4-3
3/28/10	Fayetteville, Ark.	W	10-5
4/1/11	Tuscaloosa, Ala.	L	5-3
4/2/11	Tuscaloosa, Ala.	L	5-3
4/3/11	Tuscaloosa, Ala.	W	4-3
5/25/11	Hoover, Ala.!	L	7-4
5/27/11	Hoover, Ala.!	W	4-1
3/16/12	Fayetteville, Ark.	W	4-3 (12)

3/17/12	Fayetteville, Ark.	W	8-4
3/18/12	Fayetteville, Ark.	W	7-4
4/4/13	Tuscaloosa, Ala.	W	3-1
4/5/13	Tuscaloosa, Ala.	W	6-0
4/6/13	Tuscaloosa, Ala.	L	5-0
3/21/14	Fayetteville, Ark.	L	17-9
3/22/14	Fayetteville, Ark.	W	2-1
3/23/14	Fayetteville, Ark.	W	1-0
4/30/15	Tuscaloosa, Ala.	W	5-1
5/1/15	Tuscaloosa, Ala.	W	8-4
5/2/15	Tuscaloosa, Ala.	W	4-0
5/13/16	Fayetteville, Ark.	L	8-6
5/14/16	Fayetteville, Ark.	L	10-4
5/15/16	Fayetteville, Ark.	L	7-4
3/31/17	Tuscaloosa, Ala.	W	7-1
4/1/17	Tuscaloosa, Ala.	L	7-1
4/2/17	Tuscaloosa, Ala.	W	8-5
4/27/18	Fayetteville, Ark.	W	7-3
4/28/18	Fayetteville, Ark.	W	7-4
4/29/18	Fayetteville, Ark.	W	9-7
3/22/19	Tuscaloosa, Ala.	W	12-3
3/23/19	Tuscaloosa, Ala.	L	10-0
3/24/19	Tuscaloosa, Ala.	W	10-2

ALABAMA A&M

Overall Series Record: 2-0
Record in Fayetteville, Ark.: 2-0

DATE	SITE	W/L	SCORE
3/12/13	Fayetteville, Ark.	W	20-2
3/13/13	Fayetteville, Ark.	W	13-0

ALBANY

Overall Series Record: 1-0
Record in Fayetteville, Ark.: 1-0

DATE	SITE	W/L	SCORE
6/1/07	Fayetteville, Ark.+	W	9-0

ALCORN STATE

Overall Series Record: 3-0
Record in Fayetteville, Ark.: 3-0

DATE	SITE	W/L	SCORE
4/16/08	Fayetteville, Ark.	W	9-1
3/14/17	Fayetteville, Ark.	W	3-2
3/15/17	Fayetteville, Ark.	W	11-3

AMERICAN CHRISTIAN

Overall Series Record: 1-3
Record in Fayetteville, Ark.: 1-3

DATE	SITE	W/L	SCORE
4/21/75	Fayetteville, Ark.	L	6-0
4/21/75	Fayetteville, Ark.	L	2-1
4/27/76	Fayetteville, Ark.	W	2-0
4/27/76	Fayetteville, Ark.	L	1-0

APPALACHIAN STATE

Overall Series Record: 3-0
Record in Fayetteville, Ark.: 3-0

DATE	SITE	W/L	SCORE
2/14/14	Fayetteville, Ark.	W	12-2
2/15/14	Fayetteville, Ark.	W	7-6
2/16/14	Fayetteville, Ark.	W	8-3

ARIZONA

Overall Series Record: 3-4
Record in Tucson, Ariz.: 1-2
Record at Neutral Sites: 2-2

DATE	SITE	W/L	SCORE
6/3/79	Omaha, Neb.+	W	10-3
2/18/88	Tucson, Ariz.	L	12-11
2/19/88	Tucson, Ariz.	L	4-3
2/20/88	Tucson, Ariz.	W	7-2
6/19/04	Omaha, Neb.+	L	7-2
3/3/17	Frisco, Texas	L	3-0
2/21/18	San Diego, Calif.	W	1-0

ARIZONA STATE

Overall Series Record: 3-8
Record in Fayetteville, Ark.: 2-0
Record in Tempe, Ariz.: 0-5
Record at Neutral Sites: 1-3

DATE	SITE	W/L	SCORE
5/29/89	Waterbury, Conn.+	W	1-0
5/21/98	Wichita, Kan.+	L	8-4
3/11/08	Tempe, Ariz.	L	6-5
3/12/08	Tempe, Ariz.	L	7-4
4/7/09	Fayetteville, Ark.	W	7-3

4/8/09	Fayetteville, Ark.	W	8-7
6/12/10	Tempe, Ariz.+	L	7-6 (12)
6/13/10	Tempe, Ariz.+	L	7-5 (12)
6/5/11	Tempe, Ariz.+	L	13-4
2/28/13	Surprise, Ariz.	L	3-2
3/2/13	Surprise, Ariz.	L	3-1

ARKANSAS-PINE BLUFF

Overall Series Record: 1-0
Record in Fayetteville, Ark.: 1-0

DATE	SITE	W/L	SCORE
4/16/19	Fayetteville, Ark.	W	16-4 (7)

AUBURN

Overall Series Record: 46-47
Record in Fayetteville, Ark.: 24-18
Record in Auburn, Ala.: 18-24
Record at Neutral Sites: 4-5

DATE	SITE	W/L	SCORE
4/11/92	Fayetteville, Ark.	W	9-7
4/11/92	Fayetteville, Ark.	W	4-1
4/12/92	Fayetteville, Ark.	L	14-4
4/17/93	Auburn, Ala.	W	8-7
4/17/93	Auburn, Ala.	L	6-1
4/18/93	Auburn, Ala.	L	8-3
5/21/93	Baton Rouge, La.!	L	3-1
4/15/94	Fayetteville, Ark.	W	7-6
4/16/94	Fayetteville, Ark.	L	6-3
4/17/94	Fayetteville, Ark.	W	10-0
5/19/94	Oxford, Miss.!	L	3-1
4/14/95	Auburn, Ala.	L	7-1
4/15/95	Auburn, Ala.	L	3-1
4/16/95	Auburn, Ala.	L	11-7
4/13/96	Fayetteville, Ark.	W	9-2
4/13/96	Fayetteville, Ark.	W	9-6
4/14/96	Fayetteville, Ark.	L	4-2
4/18/97	Auburn, Ala.	L	11-4
4/19/97	Auburn, Ala.	W	9-5
4/20/97	Auburn, Ala.	L	12-3
5/14/97	Columbus, Ga.!	L	7-3
4/10/98	Fayetteville, Ark.	L	11-2
4/11/98	Fayetteville, Ark.	L	6-5
4/12/98	Fayetteville, Ark.	W	4-2
5/17/98	Hoover, Ala.!	L	7-5
3/12/99	Auburn, Ala.	L	11-4
3/13/99	Auburn, Ala.	W	20-9
3/14/99	Auburn, Ala.	L	13-12
5/20/99	Hoover, Ala.!	L	3-2 (11)
5/22/99	Hoover, Ala.!	W	9-5
5/22/99	Hoover, Ala.!	W	9-6
3/17/00	Fayetteville, Ark.	L	11-6
3/18/00	Fayetteville, Ark.	L	10-7
3/19/00	Fayetteville, Ark.	L	21-11
4/13/01	Auburn, Ala.	L	10-1
4/14/01	Auburn, Ala.	L	11-4
4/15/01	Auburn, Ala.	L	10-5
5/17/02	Fayetteville, Ark.	W	18-5
5/18/02	Fayetteville, Ark.	L	7-3
5/19/02	Fayetteville, Ark.	W	4-1
5/23/02	Hoover, Ala.!	W	7-3
4/18/03	Auburn, Ala.	W	9-7
4/19/03	Auburn, Ala.	W	11-6
4/20/03	Auburn, Ala.	L	5-2
5/21/04	Fayetteville, Ark.	W	9-7
5/22/04	Fayetteville, Ark.	L	7-4
5/23/04	Fayetteville, Ark.	W	15-3
4/1/05	Auburn, Ala.	L	5-1
4/2/05	Auburn, Ala.	L	8-7
4/3/05	Auburn, Ala.	W	8-6
5/18/06	Fayetteville, Ark.	W	6-3
5/19/06	Fayetteville, Ark.	W	10-5
5/20/06	Fayetteville, Ark.	W	11-2
4/27/07	Auburn, Ala.	W	12-1
4/28/07	Auburn, Ala.	L	11-9
4/29/07	Auburn, Ala.	W	8-1
4/4/08	Fayetteville, Ark.	L	5-2
4/5/08	Fayetteville, Ark.	W	5-4
4/6/08	Fayetteville, Ark.	L	12-10 (10)
3/20/09	Auburn, Ala.	W	3-2
3/21/09	Auburn, Ala.	W	10-6
3/22/09	Auburn, Ala.	W	12-6
4/30/10	Fayetteville, Ark.	W	9-4
5/1/10	Fayetteville, Ark.	L	8-7
5/2/10	Fayetteville, Ark.	L	13-2
3/18/11	Auburn, Ala.	W	6-5 (11)
3/19/11	Auburn, Ala.	L	9-5
3/20/11	Auburn, Ala.	L	8-7
5/10/12	Fayetteville, Ark.	L	3-2 (10)

HISTORY AND RECORDS

A

5/11/12	Fayetteville, Ark.	W	5-4
5/12/12	Fayetteville, Ark.	L	12-5
5/16/13	Auburn, Ala.	L	3-0
5/17/13	Auburn, Ala.	W	1-0
5/18/13	Auburn, Ala.	L	11-6
4/25/14	Fayetteville, Ark.	L	2-1
4/26/14	Fayetteville, Ark.	W	4-3 (10)
4/26/14	Fayetteville, Ark.	L	7-2
4/3/15	Auburn, Ala.	W	10-7
4/4/15	Auburn, Ala.	L	3-2
4/5/15	Auburn, Ala.	W	6-4
3/25/16	Fayetteville, Ark.	W	3-2
3/26/16	Fayetteville, Ark.	W	14-7
3/27/16	Fayetteville, Ark.	W	3-1
4/21/17	Auburn, Ala.	L	15-2
4/22/17	Auburn, Ala.	W	7-3
4/23/17	Auburn, Ala.	L	11-6
5/25/17	Hoover, Ala.!	W	12-0 (7)
4/6/18	Fayetteville, Ark.	W	2-1
4/7/18	Fayetteville, Ark.	W	13-2
4/8/18	Fayetteville, Ark.	W	5-4
4/5/19	Auburn, Ala.	L	6-3
4/5/19	Auburn, Ala.	W	9-6 (15)
4/6/19	Auburn, Ala.	W	8-0

BAKER

Overall Series Record: 7-1
Record in Fayetteville, Ark.: 7-1

DATE	SITE	W/L	SCORE
3/17/75	Fayetteville, Ark.	W	3-2
3/17/75	Fayetteville, Ark.	L	2-0
3/10/76	Fayetteville, Ark.	W	11-0
3/11/76	Fayetteville, Ark.	W	9-7
3/7/77	Fayetteville, Ark.	W	6-0
3/7/77	Fayetteville, Ark.	W	11-1
3/13/80	Fayetteville, Ark.	W	16-2
3/13/80	Fayetteville, Ark.	W	9-4

BALL STATE

Overall Series Record: 2-1
Record in Fayetteville, Ark.: 2-1

DATE	SITE	W/L	SCORE
2/19/10	Fayetteville, Ark.	W	10-2
2/20/10	Fayetteville, Ark.	L	5-2
2/21/10	Fayetteville, Ark.	W	9-3

BAYLOR

Overall Series Record: 38-28
Record in Fayetteville, Ark.: 22-7
Record in Waco, Texas: 14-19
Record at Neutral Sites: 2-2

DATE	SITE	W/L	SCORE
4/14/60	Monroe, La.	W	8-0
4/6/61	Waco, Texas	L	16-2
4/6/61	Waco, Texas	L	5-1
4/19/62	Monroe, La.	L	5-0
3/21/66	Waco, Texas	L	13-7
3/8/74	Waco, Texas	L	7-6
3/9/74	Waco, Texas	L	7-2
3/9/74	Waco, Texas	L	9-0
3/7/75	Fayetteville, Ark.	L	11-2
3/8/75	Fayetteville, Ark.	W	5-4
3/8/75	Fayetteville, Ark.	W	7-4
4/9/76	Waco, Texas	L	5-0
4/10/76	Waco, Texas	L	2-0
4/10/76	Waco, Texas	L	5-2
4/8/77	Fayetteville, Ark.	L	5-3
4/9/77	Fayetteville, Ark.	W	5-2
4/9/77	Fayetteville, Ark.	W	6-1
3/17/78	Waco, Texas	L	12-11
3/18/78	Waco, Texas	W	7-6
3/18/78	Waco, Texas	L	9-8
5/12/78	Austin, Texas!	L	1-0
3/16/79	Fayetteville, Ark.	W	12-1
3/17/79	Fayetteville, Ark.	W	5-1
3/17/79	Fayetteville, Ark.	L	4-0
5/12/79	Austin, Texas!	W	6-1
4/18/80	Waco, Texas	L	2-1
4/19/80	Waco, Texas	W	3-2
4/19/80	Waco, Texas	W	7-6
3/20/81	Fayetteville, Ark.	W	11-3
3/21/81	Fayetteville, Ark.	W	3-1
3/21/81	Fayetteville, Ark.	W	12-0
3/19/82	Waco, Texas	W	8-2
3/20/82	Waco, Texas	W	8-7
3/20/82	Waco, Texas	L	5-4 (10)
3/11/83	Fayetteville, Ark.	W	8-5
3/12/83	Fayetteville, Ark.	W	5-3

3/12/83	Fayetteville, Ark.	L	3-2
3/16/84	Waco, Texas	W	10-9
3/17/84	Waco, Texas	L	8-7
3/17/84	Waco, Texas	W	10-3
4/26/85	Fayetteville, Ark.	L	7-6
4/27/85	Fayetteville, Ark.	W	5-4
4/27/85	Fayetteville, Ark.	L	11-8
5/17/85	Fayetteville, Ark.!	W	6-4
4/25/86	Waco, Texas	L	10-8
4/26/86	Waco, Texas	L	6-4
4/26/86	Waco, Texas	W	10-7
4/17/87	Fayetteville, Ark.	W	5-3
4/18/87	Fayetteville, Ark.	W	8-0
4/18/87	Fayetteville, Ark.	W	6-5
4/22/88	Waco, Texas	W	4-2
4/23/88	Waco, Texas	L	7-5
4/23/88	Waco, Texas	W	11-10
4/14/89	Fayetteville, Ark.	W	8-4
4/15/89	Fayetteville, Ark.	W	9-1
4/15/89	Fayetteville, Ark.	W	10-3
4/13/90	Waco, Texas	W	13-3
4/14/90	Waco, Texas	L	2-1
4/14/90	Waco, Texas	W	3-2
4/19/91	Fayetteville, Ark.	W	13-5
4/20/91	Fayetteville, Ark.	W	7-6
4/20/91	Fayetteville, Ark.	L	7-6
3/10/98	Fayetteville, Ark.	W	9-1
6/9/12	Waco, Texas+	L	8-1
6/10/12	Waco, Texas+	W	5-4
6/11/12	Waco, Texas+	W	1-0 (10)

BELHAVEN

Overall Series Record: 2-1
Record in Jackson, Miss.: 2-1

DATE	SITE	W/L	SCORE
3/25/69	Jackson, Miss.	L	7-2
3/26/69	Jackson, Miss.	W	4-2
3/27/69	Jackson, Miss.	W	4-2

BENEDICTINE

Overall Series Record: 1-0
Record in Fayetteville, Ark.: 1-0

DATE	SITE	W/L	SCORE
3/9/88	Fayetteville, Ark.	W	9-0

BINGHAMTON

Overall Series Record: 3-0
Record in Fayetteville, Ark.: 3-0

DATE	SITE	W/L	SCORE
3/9/12	Fayetteville, Ark.	W	4-0
3/10/12	Fayetteville, Ark.	W	5-3
3/11/12	Fayetteville, Ark.	W	6-0

BRYANT

Overall Series Record: 4-1
Record in Fayetteville, Ark.: 3-0
Record at Neutral Sites: 1-1

DATE	SITE	W/L	SCORE
5/31/13	Manhattan, Kan.+	L	4-1
6/2/13	Manhattan, Kan.+	W	12-3
2/24/17	Fayetteville, Ark.	W	11-8
2/25/17	Fayetteville, Ark.	W	13-7
2/26/17	Fayetteville, Ark.	W	16-6

BUCKNELL

Overall Series Record: 5-0
Record in Fayetteville, Ark.: 3-0
Record at Neutral Sites: 2-0

DATE	SITE	W/L	SCORE
5/31/03	Austin, Texas+	W	10-7
6/1/14	Charlottesville, Va.+	W	10-0
2/16/18	Fayetteville, Ark.	W	14-2
2/17/18	Fayetteville, Ark.	W	32-4
2/18/18	Fayetteville, Ark.	W	3-1

BUENA VISTA

Overall Series Record: 14-8
Record in Fayetteville, Ark.: 13-8
Record at Neutral Sites: 1-0

DATE	SITE	W/L	SCORE
1960	Fayetteville, Ark.	W	10-4
1960	Fayetteville, Ark.	L	3-1
3/27/61	Fayetteville, Ark.	L	10-6
3/29/61	Fayetteville, Ark.	W	2-0
3/26/62	Fayetteville, Ark.	L	8-4
3/27/62	Fayetteville, Ark.	L	8-7

SERIES HISTORY ||

3/28/62	Fayetteville, Ark.	W	5-4
3/25/63	Fayetteville, Ark.	W	9-1
3/25/63	Fayetteville, Ark.	W	8-7
3/26/63	Fayetteville, Ark.	W	11-10
3/23/64	Fayetteville, Ark.	L	6-5
3/24/64	Fayetteville, Ark.	L	16-13
3/31/66	Fayetteville, Ark.	L	3-0
4/1/66	Fayetteville, Ark.	W	16-13
3/21/67	Fayetteville, Ark.	W	6-1
3/21/67	Fayetteville, Ark.	W	4-3
3/22/67	Fayetteville, Ark.	L	6-3
4/1/69	Fayetteville, Ark.	W	16-4
4/1/69	Fayetteville, Ark.	W	14-1
3/25/71	Fayetteville, Ark.	W	5-1
3/25/71	Fayetteville, Ark.	W	3-2
3/31/72	Tulsa, Okla.	W	1-0

BYU

Overall Series Record: 2-1
Record in Fayetteville, Ark.: 2-0
Record at Neutral Sites: 0-1

DATE	SITE	W/L	SCORE
3/13/90	Fresno, Calif.	L	6-5
2/28/12	Fayetteville, Ark.	W	5-0
2/29/12	Fayetteville, Ark.	W	8-1

CALIFORNIA

Overall Series Record: 4-5
Record in Fayetteville, Ark.: 2-1
Record in Berkeley, Calif.: 2-3
Record at Neutral Sites: 0-1

DATE	SITE	W/L	SCORE
5/24/80	Tulsa, Okla.+	L	7-1
3/6/09	Fayetteville, Ark.	W	5-4 (10)
3/7/09	Fayetteville, Ark.	L	12-6
3/8/09	Fayetteville, Ark.	W	13-3
3/5/10	Berkeley, Calif.	W	7-3
3/6/10	Berkeley, Calif.	W	9-5
3/7/10	Berkeley, Calif.	L	6-0
3/9/14	Berkeley, Calif.	L	4-3
3/9/14	Berkeley, Calif.	L	2-1

CAL POLY

Overall Series Record: 0-1
Record at Neutral Sites: 0-1

DATE	SITE	W/L	SCORE
2/23/18	San Diego, Calif.	L	4-3

CAL STATE FULLERTON

Overall Series Record: 1-3
Record at Neutral Sites: 1-3

DATE	SITE	W/L	SCORE
6/6/79	Omaha, Neb.+	L	13-10
6/8/79	Omaha, Neb.+	L	2-1
3/7/93	Minneapolis, Minn.	L	6-5
6/13/09	Omaha, Neb.+	W	10-6

CAL STATE NORTHRIDGE

Overall Series Record: 3-0
Record in Fayetteville, Ark.: 3-0

DATE	SITE	W/L	SCORE
3/10/06	Fayetteville, Ark.	W	6-5
3/11/06	Fayetteville, Ark.	W	8-1
3/12/06	Fayetteville, Ark.	W	8-6

CARTHAGE

Overall Series Record: 1-0-1
Record in Fayetteville, Ark.: 1-0-1

DATE	SITE	W/L	SCORE
1971	Fayetteville, Ark.	W	8-1
1971	Fayetteville, Ark.	T	2-2

CENTENARY

Overall Series Record: 32-8
Record in Fayetteville, Ark.: 20-4
Record in Shreveport, La.: 12-4

DATE	SITE	W/L	SCORE
1960	Shreveport, La.	L	13-12
1960	Shreveport, La.	L	3-2
4/14/61	Fayetteville, Ark.	W	10-2
4/27/62	Shreveport, La.	W	6-2
4/28/62	Shreveport, La.	W	7-2
4/8/63	Fayetteville, Ark.	L	7-6
4/9/63	Fayetteville, Ark.	W	3-2
4/3/64	Shreveport, La.	W	8-4
4/4/64	Shreveport, La.	L	8-7

|| SERIES HISTORY



4/10/65	Fayetteville, Ark.	L	10-7
4/10/65	Fayetteville, Ark.	L	8-4
4/16/66	Shreveport, La.	W	4-2
4/16/66	Shreveport, La.	W	3-2
4/1/80	Fayetteville, Ark.	W	2-1
4/1/80	Fayetteville, Ark.	W	7-5
3/20/88	Shreveport, La.	W	12-2
4/8/90	Fayetteville, Ark.	W	9-5
3/17/91	Shreveport, La.	W	7-3
4/21/92	Fayetteville, Ark.	W	9-8 (10)
3/5/94	Fayetteville, Ark.	W	11-5
3/6/94	Fayetteville, Ark.	W	13-1
3/31/99	Fayetteville, Ark.	W	18-2
2/29/00	Fayetteville, Ark.	W	7-6 (10)
3/1/00	Fayetteville, Ark.	W	21-9
3/21/01	Shreveport, La.	W	5-0
3/26/02	Fayetteville, Ark.	W	16-4
3/27/02	Fayetteville, Ark.	W	10-2
3/19/03	Shreveport, La.	W	14-9
3/16/04	Fayetteville, Ark.	W	10-9
3/17/04	Fayetteville, Ark.	W	15-3
3/22/05	Shreveport, La.	W	10-1
3/23/05	Shreveport, La.	W	14-1
3/21/06	Fayetteville, Ark.	W	10-2
3/22/06	Fayetteville, Ark.	W	8-5
3/21/07	Shreveport, La.	W	16-14
3/25/08	Fayetteville, Ark.	W	9-0
3/26/08	Fayetteville, Ark.	L	5-1
3/10/09	Shreveport, La.	L	8-3
3/30/10	Fayetteville, Ark.	W	18-2
3/31/10	Fayetteville, Ark.	W	9-4

CENTRAL CONNECTICUT STATE

Overall Series Record: 1-0
Record in Fayetteville, Ark.: 1-0

DATE	SITE	W/L	SCORE
5/31/19	Fayetteville, Ark.+	W	11-5

CENTRAL MICHIGAN

Overall Series Record: 5-0
Record in Fayetteville, Ark.: 5-0

DATE	SITE	W/L	SCORE
3/24/98	Fayetteville, Ark.	W	4-2
3/25/98	Fayetteville, Ark.	W	7-2
2/19/16	Fayetteville, Ark.	W	6-1
2/20/16	Fayetteville, Ark.	W	9-4
2/21/16	Fayetteville, Ark.	W	4-3

CENTRAL MISSOURI

Overall Series Record: 9-0
Record in Fayetteville, Ark.: 9-0

DATE	SITE	W/L	SCORE
4/29/64	Fayetteville, Ark.	W	7-5
4/29/64	Fayetteville, Ark.	W	10-9
3/15/83	Fayetteville, Ark.	W	7-5
3/15/83	Fayetteville, Ark.	W	5-0
3/16/83	Fayetteville, Ark.	W	12-3
3/16/83	Fayetteville, Ark.	W	8-1
2/28/92	Fayetteville, Ark.	W	9-1
3/8/95	Fayetteville, Ark.	W	9-8
3/4/97	Fayetteville, Ark.	W	22-6

CENTRAL OKLAHOMA

Overall Series Record: 1-0
Record in Fayetteville, Ark.: 1-0

DATE	SITE	W/L	SCORE
4/8/91	Fayetteville, Ark.	W	6-2

CHARLOTTE

Overall Series Record: 2-2
Record in Fayetteville, Ark.: 1-0
Record in Charlotte, N.C.: 0-1
Record at Neutral Sites: 1-1

DATE	SITE	W/L	SCORE
6/3/11	Tempe, Ariz.+	L	3-2
6/5/11	Tempe, Ariz.+	W	11-3
3/21/18	Charlotte, N.C.	L	6-3
3/6/19	Fayetteville, Ark.	W	9-2

CLEMSON

Overall Series Record: 3-3
Record in Fayetteville, Ark.: 0-1
Record in Clemson, S.C.: 1-2
Record at Neutral Sites: 2-0

DATE	SITE	W/L	SCORE
------	------	-----	-------

5/23/87	Huntsville, Ala.+	W	6-5 (10)
5/24/87	Huntsville, Ala.+	W	4-2
5/29/99	Fayetteville, Ark.+	L	12-4
6/7/02	Clemson, S.C.+	W	9-6
6/8/02	Clemson, S.C.+	L	8-7
6/9/02	Clemson, S.C.+	L	7-4

COASTAL CAROLINA

Overall Series Record: 1-2
Record in Fayetteville, Ark.: 1-2

DATE	SITE	W/L	SCORE
5/20/83	Fayetteville, Ark.	L	5-3
5/21/83	Fayetteville, Ark.	L	13-7
5/21/83	Fayetteville, Ark.	W	6-4

COLORADO

Overall Series Record: 2-0
Record in Fayetteville, Ark.: 2-0

DATE	SITE	W/L	SCORE
1960	Fayetteville, Ark.	W	17-2
1960	Fayetteville, Ark.	W	8-2

CREIGHTON

Overall Series Record: 10-5
Record in Fayetteville, Ark.: 5-1
Record in Omaha, Neb.: 5-4

DATE	SITE	W/L	SCORE
5/7/71	Omaha, Neb.	L	6-4
5/7/71	Omaha, Neb.	W	2-0
5/8/71	Omaha, Neb.	L	3-2
5/8/71	Omaha, Neb.	L	2-1
4/27/73	Omaha, Neb.	W	5-1
4/27/73	Omaha, Neb.	W	11-2
4/28/73	Omaha, Neb.	W	3-1
4/28/73	Omaha, Neb.	L	6-2
3/6/74	Fayetteville, Ark.	L	12-1
3/6/74	Fayetteville, Ark.	W	12-4
3/13/77	Fayetteville, Ark.	W	8-0
2/11/03	Fayetteville, Ark.	W	9-5
6/3/07	Fayetteville, Ark.+	W	6-0
5/12/15	Omaha, Neb.	W	6-2
4/19/16	Fayetteville, Ark.	W	6-2

DALLAS BAPTIST

Overall Series Record: 12-7
Record in Fayetteville, Ark.: 10-5
Record in Dallas, Texas: 1-0
Record at Neutral Sites: 1-2

DATE	SITE	W/L	SCORE
4/30/82	Fayetteville, Ark.	W	4-2
4/30/82	Fayetteville, Ark.	W	6-1
5/1/82	Fayetteville, Ark.	L	3-1
5/1/82	Fayetteville, Ark.	W	7-2
4/29/83	Fort Smith, Ark.	L	19-9
4/30/83	Fayetteville, Ark.	W	8-4
4/30/83	Fayetteville, Ark.	W	8-7
3/19/84	Fayetteville, Ark.	W	8-2
3/20/84	Fayetteville, Ark.	L	6-3
3/20/84	Fayetteville, Ark.	W	3-0
3/28/88	Fayetteville, Ark.	L	9-6
4/10/89	Fayetteville, Ark.	L	10-8
4/16/90	Fayetteville, Ark.	W	10-6
4/22/91	Fayetteville, Ark.	L	7-4
4/23/92	Fayetteville, Ark.	W	13-3
2/14/99	Lafayette, La.	L	10-8
2/11/05	Dallas, Texas	W	13-3
2/12/05	Arlington, Texas	W	8-1
6/3/18	Fayetteville, Ark.+	W	4-3

DAYTON

Overall Series Record: 2-0
Record in Fayetteville, Ark.: 2-0

DATE	SITE	W/L	SCORE
2/28/18	Fayetteville, Ark.	W	18-1
3/1/18	Fayetteville, Ark.	W	11-0

DELAWARE

Overall Series Record: 3-0
Record in Fayetteville, Ark.: 1-0
Record at Neutral Sites: 2-0

DATE	SITE	W/L	SCORE
5/26/79	Tallahassee, Fla.+	W	8-6
5/27/79	Tallahassee, Fla.+	W	4-3
5/28/99	Fayetteville, Ark.+	W	10-6

DELAWARE STATE

Overall Series Record: 3-0

Record in Fayetteville, Ark.: 3-0

DATE	SITE	W/L	SCORE
2/18/11	Fayetteville, Ark.	W	5-0
2/19/11	Fayetteville, Ark.	W	9-2
2/20/11	Fayetteville, Ark.	W	10-0

DELTA STATE

Overall Series Record: 2-3
Record in Cleveland, Miss.: 2-3

DATE	SITE	W/L	SCORE
4/19/63	Cleveland, Miss.	W	5-2
4/20/63	Cleveland, Miss.	L	10-2
4/21/65	Cleveland, Miss.	L	5-1
4/22/65	Cleveland, Miss.	L	12-7
4/17/67	Cleveland, Miss.	W	12-9

DRAKE

Overall Series Record: 5-1
Record in Fayetteville, Ark.: 5-1

DATE	SITE	W/L	SCORE
3/17/71	Fayetteville, Ark.	W	6-2
3/17/71	Fayetteville, Ark.	L	7-6
3/18/72	Fayetteville, Ark.	W	9-4
3/18/72	Fayetteville, Ark.	W	4-2
3/22/73	Fayetteville, Ark.	W	11-10
3/22/73	Fayetteville, Ark.	W	3-2

EASTERN ILLINOIS

Overall Series Record: 29-2
Record in Fayetteville, Ark.: 29-2

DATE	SITE	W/L	SCORE
3/22/84	Fayetteville, Ark.	W	6-0
3/22/84	Fayetteville, Ark.	W	16-2
3/13/93	Fayetteville, Ark.	W	8-3
3/14/93	Fayetteville, Ark.	W	8-7
3/14/93	Fayetteville, Ark.	W	7-1
2/20/98	Fayetteville, Ark.	W	16-0
2/21/98	Fayetteville, Ark.	L	5-4
2/22/98	Fayetteville, Ark.	W	8-1
2/26/99	Fayetteville, Ark.	W	8-3
2/27/99	Fayetteville, Ark.	W	17-2
2/28/99	Fayetteville, Ark.	W	10-3
2/23/01	Fayetteville, Ark.	W	6-2
2/25/01	Fayetteville, Ark.	W	10-4
2/25/01	Fayetteville, Ark.	W	17-4
2/14/03	Fayetteville, Ark.	W	5-1
2/15/03	Fayetteville, Ark.	W	17-3
3/11/05	Fayetteville, Ark.	W	17-2
3/12/05	Fayetteville, Ark.	W	12-1
3/13/05	Fayetteville, Ark.	W	6-0
2/21/14	Fayetteville, Ark.	W	6-2
2/22/14	Fayetteville, Ark.	W	8-3
2/23/14	Fayetteville, Ark.	W	8-3
3/2/15	Fayetteville, Ark.	W	4-1
3/2/15	Fayetteville, Ark.	W	8-1
3/3/15	Fayetteville, Ark.	W	7-0
3/4/16	Fayetteville, Ark.	W	5-2
3/5/16	Fayetteville, Ark.	L	10-8
3/6/16	Fayetteville, Ark.	W	3-2
2/16/19	Fayetteville, Ark.	W	15-7
2/16/19	Fayetteville, Ark.	W	12-3
2/17/19	Fayetteville, Ark.	W	3-2

EASTERN KENTUCKY

Overall Series Record: 1-0
Record at Neutral Sites: 1-0

DATE	SITE	W/L	SCORE
5/23/85	Tallahassee, Fla.+	W	20-13

EASTERN MICHIGAN

Overall Series Record: 14-1
Record in Fayetteville, Ark.: 7-0
Record at Neutral Sites: 7-1

DATE	SITE	W/L	SCORE
3/23/77	Fayetteville, Ark.	W	4-3
3/23/77	Fayetteville, Ark.	W	8-1
3/26/79	Fayetteville, Ark.	W	6-2
3/26/79	Fayetteville, Ark.	W	1-0
3/27/79	Fayetteville, Ark.	W	6-0
3/1/81	Lakeland, Fla.	W	17-10
3/3/81	Lakeland, Fla.	L	7-5
3/6/81	Lakeland, Fla.	W	6-2
3/6/81	Lakeland, Fla.	W	9-8
2/25/84	Lakeland, Fla.	W	3-2
2/29/84	Lakeland, Fla.	W	8-1

HISTORY AND RECORDS

A

3/2/84	Lakeland, Fla.	W	4-1
3/16/90	Fresno, Calif.	W	6-4
3/11/91	Fayetteville, Ark.	W	6-5
3/12/91	Fayetteville, Ark.	W	12-4

EAST TEXAS BAPTIST

Overall Series Record: 0-2
Record in Marshall, Texas: 0-2

DATE	SITE	W/L	SCORE
3/23/68	Marshall, Texas	L	4-0
3/23/68	Marshall, Texas	L	2-1

ECKERD

Overall Series Record: 1-0
Record at Neutral Sites: 1-0

DATE	SITE	W/L	SCORE
3/3/89	Lakeland, Fla.	W	8-2

EMPORIA STATE

Overall Series Record: 8-5
Record in Fayetteville, Ark.: 5-1
Record in Emporia, Kan.: 2-4
Record at Neutral Sites: 1-0

DATE	SITE	W/L	SCORE
1960	Fayetteville, Ark.	W	19-11
1960	Fayetteville, Ark.	W	11-4
4/19/61	Emporia, Kan.	L	4-2
4/20/61	Chanute, Kan.	W	15-10
4/13/62	Fayetteville, Ark.	W	6-2
4/14/62	Fayetteville, Ark.	W	12-3
4/3/63	Emporia, Kan.	W	12-8
4/3/63	Emporia, Kan.	L	18-2
4/13/64	Fayetteville, Ark.	W	8-3
4/13/64	Fayetteville, Ark.	L	10-6
4/6/65	Emporia, Kan.	L	8-4
1967	Emporia, Kan.	W	8-5
1967	Emporia, Kan.	L	5-4

EVANGEL

Overall Series Record: 20-0
Record in Fayetteville, Ark.: 12-0
Record in Springfield, Mo.: 8-0

DATE	SITE	W/L	SCORE
1968	Fayetteville, Ark.	W	3-1
1968	Fayetteville, Ark.	W	2-1
5/3/69	Springfield, Mo.	W	3-0
5/3/69	Springfield, Mo.	W	18-0
5/12/70	Springfield, Mo.	W	10-0
5/12/70	Springfield, Mo.	W	6-0
5/5/71	Springfield, Mo.	W	12-1
5/5/71	Springfield, Mo.	W	13-0
1973	Fayetteville, Ark.	W	5-4
1973	Fayetteville, Ark.	W	11-0
4/15/74	Springfield, Mo.	W	6-4
4/15/74	Springfield, Mo.	W	5-3
3/16/82	Fayetteville, Ark.	W	5-1
3/16/82	Fayetteville, Ark.	W	4-1
4/7/87	Fayetteville, Ark.	W	16-2
4/5/88	Fayetteville, Ark.	W	13-8
4/5/89	Fayetteville, Ark.	W	6-4
3/27/90	Fayetteville, Ark.	W	8-3
4/2/91	Fayetteville, Ark.	W	10-0
3/30/92	Fayetteville, Ark.	W	10-0

EVANSVILLE

Overall Series Record: 9-2
Record in Fayetteville, Ark.: 9-2

DATE	SITE	W/L	SCORE
3/23/86	Fayetteville, Ark.	W	18-8
3/24/86	Fayetteville, Ark.	W	4-0
3/25/86	Fayetteville, Ark.	W	9-8
2/24/95	Fayetteville, Ark.	W	8-5
2/25/95	Fayetteville, Ark.	W	6-5
2/26/95	Fayetteville, Ark.	L	3-2
3/6/01	Fayetteville, Ark.	L	4-1
3/7/01	Fayetteville, Ark.	W	5-1
2/22/13	Fayetteville, Ark.	W	10-4
2/23/13	Fayetteville, Ark.	W	5-2
2/24/13	Fayetteville, Ark.	W	10-2

FLORIDA

Overall Series Record: 32-32
Record in Fayetteville, Ark.: 13-11
Record in Gainesville, Fla.: 12-18
Record at Neutral Sites: 7-3

DATE	SITE	W/L	SCORE
5/26/79	Tallahassee, Fla.+	W	9-1
4/8/94	Gainesville, Fla.	L	5-2
4/9/94	Gainesville, Fla.	L	8-7
4/10/94	Gainesville, Fla.	L	3-2 (11)
4/7/95	Fayetteville, Ark.	W	5-4
4/8/95	Fayetteville, Ark.	W	13-5
4/9/95	Fayetteville, Ark.	L	5-2
5/1/98	Fayetteville, Ark.	L	7-6
5/2/98	Fayetteville, Ark.	L	13-9
5/3/98	Fayetteville, Ark.	W	4-3
4/2/99	Gainesville, Fla.	W	8-1
4/3/99	Gainesville, Fla.	W	6-5
4/4/99	Gainesville, Fla.	W	10-5
3/24/00	Fayetteville, Ark.	L	8-7 (11)
3/25/00	Fayetteville, Ark.	L	8-7 (10)
3/26/00	Fayetteville, Ark.	L	7-4
3/23/01	Gainesville, Fla.	L	7-4
3/24/01	Gainesville, Fla.	L	8-4
3/25/01	Gainesville, Fla.	L	4-1
3/19/04	Gainesville, Fla.	L	11-1
3/20/04	Gainesville, Fla.	W	8-2
3/21/04	Gainesville, Fla.	L	7-6 (10)
5/6/05	Fayetteville, Ark.	W	4-1
5/7/05	Fayetteville, Ark.	W	3-2 (10)
5/8/05	Fayetteville, Ark.	L	11-10
5/25/05	Hoover, Ala.!	L	9-8
3/17/06	Gainesville, Fla.	L	6-3
3/18/06	Gainesville, Fla.	W	4-2
3/19/06	Gainesville, Fla.	L	8-7
4/14/07	Fayetteville, Ark.	W	14-3
4/14/07	Fayetteville, Ark.	W	7-1
4/15/07	Fayetteville, Ark.	W	10-7
4/11/08	Gainesville, Fla.	W	2-1
4/12/08	Gainesville, Fla.	L	6-1
4/13/08	Gainesville, Fla.	W	10-4
3/13/09	Fayetteville, Ark.	W	11-4
3/14/09	Fayetteville, Ark.	W	8-4
3/15/09	Fayetteville, Ark.	W	4-2
5/20/09	Hoover, Ala.!	W	8-5
5/22/09	Hoover, Ala.!	W	10-7
4/23/10	Gainesville, Fla.	W	8-3
4/24/10	Gainesville, Fla.	L	8-2
4/25/10	Gainesville, Fla.	L	2-1
5/27/10	Hoover, Ala.!	L	5-4
5/5/11	Fayetteville, Ark.	W	4-3
5/6/11	Fayetteville, Ark.	W	5-3
5/7/11	Fayetteville, Ark.	L	5-3
4/27/12	Gainesville, Fla.	L	3-2
4/28/12	Gainesville, Fla.	W	5-1
4/29/12	Gainesville, Fla.	W	3-1 (10)
4/14/14	Gainesville, Fla.	L	2-1
4/15/14	Gainesville, Fla.	L	1-0
3/16/14	Gainesville, Fla.	W	9-3
5/20/15	Hoover, Ala.!	W	7-6
5/22/15	Hoover, Ala.!	L	10-0
4/14/16	Fayetteville, Ark.	L	12-8
4/15/16	Fayetteville, Ark.	L	9-2
4/16/16	Fayetteville, Ark.	L	8-2
5/27/17	Hoover, Ala.!	W	16-0 (7)
3/23/18	Gainesville, Fla.	W	6-3
3/24/18	Gainesville, Fla.	L	17-2
3/25/18	Gainesville, Fla.	L	5-4
5/25/18	Hoover, Ala.!	W	8-2
6/22/18	Omaha, Neb.+	W	5-2

FLORIDA SOUTHERN

Overall Series Record: 2-1
Record in Lakeland, Fla.: 2-1

DATE	SITE	W/L	SCORE
3/4/81	Lakeland, Fla.	L	5-3
3/5/81	Lakeland, Fla.	W	13-3
3/1/84	Lakeland, Fla.	W	5-1

FLORIDA STATE

Overall Series Record: 5-1
Record in Fayetteville, Ark.: 2-0
Record in Tallahassee, Fla.: 3-0
Record at Neutral Sites: 0-1

DATE	SITE	W/L	SCORE
5/25/85	Tallahassee, Fla.+	W	7-6
6/11/04	Fayetteville, Ark.+	W	7-5
6/12/04	Fayetteville, Ark.+	W	4-2
6/5/09	Tallahassee, Fla.+	W	7-2
6/6/09	Tallahassee, Fla.+	W	9-8
6/15/19	Omaha, Neb.+	L	1-0

SERIES HISTORY ||

FORDHAM

Overall Series Record: 0-1
Record at Neutral Sites: 0-1

DATE	SITE	W/L	SCORE
5/25/90	Wichita, Kan.+	L	8-5

FRESNO STATE

Overall Series Record: 1-0
Record in Fresno, Calif.: 1-0

DATE	SITE	W/L	SCORE
3/17/90	Fresno, Calif.	W	6-4

GEORGE MASON

Overall Series Record: 2-0
Record at Neutral Sites: 2-0

DATE	SITE	W/L	SCORE
5/24/85	Tallahassee, Fla.+	W	13-9
2/10/06	Mobile, Ala.	W	4-1

GEORGE WASHINGTON

Overall Series Record: 3-0
Record at Neutral Sites: 3-0

DATE	SITE	W/L	SCORE
5/25/79	Tallahassee, Fla.+	W	12-11
5/26/89	Waterbury, Conn.+	W	8-2
3/12/90	Fresno, Calif.	W	5-1

GEORGIA

Overall Series Record: 34-24
Record in Fayetteville, Ark.: 20-7
Record in Athens, Ga.: 13-15
Record at Neutral Sites: 1-2

DATE	SITE	W/L	SCORE
5/31/87	Omaha, Neb.+	W	5-4
3/21/92	Athens, Ga.	W	1-0
3/21/92	Athens, Ga.	W	5-3
3/27/93	Fayetteville, Ark.	W	7-2
3/27/93	Fayetteville, Ark.	W	11-1
3/28/93	Fayetteville, Ark.	W	5-4 (10)
4/5/96	Athens, Ga.	L	7-3
4/6/96	Athens, Ga.	W	4-3
4/7/96	Athens, Ga.	L	7-6
4/5/97	Fayetteville, Ark.	W	11-2
4/5/97	Fayetteville, Ark.	W	15-6
4/6/97	Fayetteville, Ark.	W	17-8
4/21/00	Athens, Ga.	L	10-2
4/22/00	Athens, Ga.	L	14-8
4/23/00	Athens, Ga.	L	15-5
3/16/01	Fayetteville, Ark.	W	8-5
3/17/01	Fayetteville, Ark.	W	20-3
3/18/01	Fayetteville, Ark.	L	7-6
3/15/02	Athens, Ga.	L	10-3
3/16/02	Athens, Ga.	L	8-4
3/17/02	Athens, Ga.	W	16-12 (10)
4/4/03	Fayetteville, Ark.	W	9-4
4/5/03	Fayetteville, Ark.	W	14-3
4/6/03	Fayetteville, Ark.	L	10-4
3/24/06	Fayetteville, Ark.	L	2-0
3/25/06	Fayetteville, Ark.	L	8-7
3/26/06	Fayetteville, Ark.	W	5-4 (10)
4/20/07	Athens, Ga.	L	6-1
4/21/07	Athens, Ga.	W	7-6 (10)
4/22/07	Athens, Ga.	W	9-3
3/14/08	Fayetteville, Ark.	W	5-1
3/15/08	Fayetteville, Ark.	L	15-11
3/16/08	Fayetteville, Ark.	L	13-2
4/17/09	Athens, Ga.	L	4-3
4/18/09	Athens, Ga.	L	4-3
4/19/09	Athens, Ga.	W	2-0
5/21/09	Hoover, Ala.!	L	2-1 (10)
4/16/10	Fayetteville, Ark.	W	10-2
4/17/10	Fayetteville, Ark.	W	10-2
4/18/10	Fayetteville, Ark.	W	13-5
4/29/11	Athens, Ga.	W	10-4
4/30/11	Athens, Ga.	L	3-0
5/1/11	Athens, Ga.	L	6-5
4/6/12	Fayetteville, Ark.	L	4-2
4/7/12	Fayetteville, Ark.	W	8-3
4/8/12	Fayetteville, Ark.	W	8-0
4/26/13	Athens, Ga.	W	2-0
4/27/13	Athens, Ga.	W	2-1
5/14/15	Athens, Ga.	L	10-1
5/15/15	Athens, Ga.	W	9-0
5/16/15	Athens, Ga.	W	8-1
4/13/17	Fayetteville, Ark.	W	14-4
4/14/17	Fayetteville, Ark.	W	5-4 (10)

|| SERIES HISTORY



4/15/17	Fayetteville, Ark.	W	11-3
5/17/18	Athens, Ga.	W	8-6
5/18/18	Athens, Ga.	L	8-7 (10)
5/19/18	Athens, Ga.	L	3-2
5/23/19	Hoover, Ala.!	L	3-1

GEORGIA TECH

Overall Series Record: 1-2
Record at Neutral Sites: 1-2

DATE	SITE	W/L	SCORE
5/26/85	Tallahassee, Fla.+	W	7-5
3/6/93	Minneapolis, Minn.	L	4-2
5/23/98	Wichita, Kan.+	L	2-0

GONZAGA

Overall Series Record: 3-5
Record in Fayetteville, Ark.: 2-3
Record in Seattle, Wash.: 0-1
Record at Neutral Sites: 1-1

DATE	SITE	W/L	SCORE
3/14/90	Fresno, Calif.	W	7-4
3/12/92	Seattle, Wash.	L	6-1
3/13/12	Fayetteville, Ark.	W	1-0
3/14/12	Fayetteville, Ark.	W	5-3
3/1/13	Surprise, Ariz.	L	3-0
3/10/15	Fayetteville, Ark.	L	6-2
3/11/15	Fayetteville, Ark.	L	15-5
3/9/16	Fayetteville, Ark.	L	15-10

GRAMBLING STATE

Overall Series Record: 7-0
Record in Fayetteville, Ark.: 6-0
Record in North Little Rock, Ark.: 1-0

DATE	SITE	W/L	SCORE
6/4/10	Fayetteville, Ark.+	W	19-7
3/18/14	Fayetteville, Ark.	W	4-3
3/19/14	Fayetteville, Ark.	W	8-0
3/15/16	Fayetteville, Ark.	W	14-4
3/16/16	Fayetteville, Ark.	W	3-2
4/10/18	North Little Rock, Ark.	W	7-6
4/30/19	Fayetteville, Ark.	W	17-3

GRAND CANYON

Overall Series Record: 2-0
Record in Fayetteville, Ark.: 2-0

DATE	SITE	W/L	SCORE
4/5/17	Fayetteville, Ark.	W	11-2
4/5/17	Fayetteville, Ark.	W	6-1

HAWAII

Overall Series Record: 4-4
Record in Honolulu, Hawaii: 4-4

DATE	SITE	W/L	SCORE
2/27/87	Honolulu, Hawaii	L	8-4
2/28/87	Honolulu, Hawaii	L	6-5 (10)
3/1/87	Honolulu, Hawaii	W	9-7 (10)
3/2/87	Honolulu, Hawaii	W	7-4
3/1/90	Honolulu, Hawaii	L	9-3
3/2/90	Honolulu, Hawaii	W	17-9
3/2/90	Honolulu, Hawaii	L	2-1
3/2/06	Honolulu, Hawaii	W	5-1

HAWAII PACIFIC

Overall Series Record: 3-1
Record in Honolulu, Hawaii: 3-1

DATE	SITE	W/L	SCORE
2/25/87	Honolulu, Hawaii	L	6-4
2/26/87	Honolulu, Hawaii	W	10-7
2/27/91	Honolulu, Hawaii	W	12-2
2/28/91	Honolulu, Hawaii	W	5-4

HOUSTON

Overall Series Record: 38-27
Record in Fayetteville, Ark.: 17-7
Record in Houston, Texas: 14-16
Record at Neutral Sites: 7-4

DATE	SITE	W/L	SCORE
4/27/74	Houston, Texas	L	8-0
4/27/74	Houston, Texas	L	6-5
4/27/74	Houston, Texas	L	8-3
4/25/75	Houston, Texas	W	5-1
4/26/75	Houston, Texas	W	3-0
4/26/75	Houston, Texas	L	10-3
3/5/76	Houston, Texas	L	9-4

3/6/76	Houston, Texas	L	1-0
3/6/76	Houston, Texas	L	3-2
3/4/77	Fayetteville, Ark.	W	5-3
3/5/77	Fayetteville, Ark.	W	2-0
3/5/77	Fayetteville, Ark.	L	5-0
4/21/78	Houston, Texas	W	6-5
4/22/78	Houston, Texas	W	5-1
4/22/78	Houston, Texas	L	14-4
4/20/79	Fayetteville, Ark.	W	5-3
4/21/79	Fayetteville, Ark.	W	3-0
4/21/79	Fayetteville, Ark.	W	11-10 (8)
3/21/80	Houston, Texas	W	13-6
3/22/80	Houston, Texas	W	4-2
3/22/80	Houston, Texas	L	11-6
4/17/81	Fayetteville, Ark.	L	5-3
4/18/81	Fayetteville, Ark.	W	15-4
4/18/81	Fayetteville, Ark.	W	2-1
5/15/81	Austin, Texas!	L	7-2
5/17/81	Austin, Texas!	W	9-3
4/16/82	Houston, Texas	L	7-3
4/17/82	Houston, Texas	L	2-0
4/17/82	Houston, Texas	W	1-0 (10)
5/14/82	College Station, Texas!	W	9-6
5/16/82	College Station, Texas!	L	9-8
4/10/83	Fayetteville, Ark.	W	1-0
4/10/83	Fayetteville, Ark.	L	12-8
4/11/83	Fayetteville, Ark.	W	9-1
5/13/83	Austin, Texas!	W	4-3
5/15/83	Austin, Texas!	W	9-7
4/14/84	Houston, Texas	L	6-5
4/14/84	Houston, Texas	W	17-4
4/15/84	Houston, Texas	L	4-3
4/5/85	Fayetteville, Ark.	W	16-12
4/6/85	Fayetteville, Ark.	W	5-4
4/6/85	Fayetteville, Ark.	L	10-9
4/4/86	Houston, Texas	W	15-6
4/5/86	Houston, Texas	W	3-2
4/5/86	Houston, Texas	W	10-6
3/27/87	Fayetteville, Ark.	L	4-3
3/28/87	Fayetteville, Ark.	W	10-3
3/28/87	Fayetteville, Ark.	W	12-6
5/17/87	Austin, Texas!	W	14-9
4/1/88	Houston, Texas	L	8-2
4/2/88	Houston, Texas	W	16-7
4/2/88	Houston, Texas	L	6-5 (10)
3/24/89	Fayetteville, Ark.	W	10-1
3/25/89	Fayetteville, Ark.	W	3-0
3/25/89	Fayetteville, Ark.	W	8-3
5/19/89	College Station, Texas!	W	5-4
3/23/90	Houston, Texas	W	6-1
3/24/90	Houston, Texas	W	6-4
3/24/90	Houston, Texas	L	6-0
5/19/90	Austin, Texas!	L	7-1
3/29/91	Fayetteville, Ark.	L	4-3
3/30/91	Fayetteville, Ark.	W	6-2
3/30/91	Fayetteville, Ark.	L	6-5
3/3/12	Houston, Texas	L	4-1
2/27/17	Houston, Texas	W	12-3

ILLINOIS

Overall Series Record: 3-0
Record in Fayetteville, Ark.: 2-0
Record at Neutral Sites: 1-0

DATE	SITE	W/L	SCORE
3/13/84	Fayetteville, Ark.	W	18-5
3/14/84	Fayetteville, Ark.	W	6-5
5/28/89	Waterbury, Conn.+	W	9-2

ILLINOIS-CHICAGO

Overall Series Record: 7-1
Record in Fayetteville, Ark.: 7-1

DATE	SITE	W/L	SCORE
3/1/03	Fayetteville, Ark.	W	8-7 (11)
3/1/03	Fayetteville, Ark.	W	6-4
3/2/03	Fayetteville, Ark.	W	13-2
3/12/04	Fayetteville, Ark.	W	4-3
3/14/04	Fayetteville, Ark.	L	9-1
3/3/05	Fayetteville, Ark.	W	7-4
3/5/05	Fayetteville, Ark.	W	15-4
3/6/05	Fayetteville, Ark.	W	9-2

ILLINOIS STATE

Overall Series Record: 5-1
Record in Fayetteville, Ark.: 5-1

DATE	SITE	W/L	SCORE
3/6/92	Fayetteville, Ark.	W	14-3
3/7/92	Fayetteville, Ark.	W	6-5 (10)
3/8/92	Fayetteville, Ark.	W	15-4
2/23/07	Fayetteville, Ark.	W	12-1
2/24/07	Fayetteville, Ark.	L	12-10

2/25/07	Fayetteville, Ark.	W	9-8 (10)
---------	--------------------	---	----------

INDIANA

Overall Series Record: 1-1
Record in Fayetteville, Ark.: 1-0
Record at Neutral Sites: 0-1

DATE	SITE	W/L	SCORE
3/28/67	San Antonio, Texas	L	13-3
3/21/82	Fayetteville, Ark.	W	5-3

INDIANA STATE

Overall Series Record: 11-4
Record in Fayetteville, Ark.: 9-3
Record in Terre Haute, Ind.: 2-1

DATE	SITE	W/L	SCORE
3/10/84	Fayetteville, Ark.	W	3-2
3/10/84	Fayetteville, Ark.	W	7-3
3/11/84	Fayetteville, Ark.	W	6-3
3/8/85	Fayetteville, Ark.	W	9-7
3/9/85	Fayetteville, Ark.	W	7-2
3/9/85	Fayetteville, Ark.	W	3-1
3/9/86	Fayetteville, Ark.	L	5-1
3/9/86	Fayetteville, Ark.	W	2-1
3/10/86	Fayetteville, Ark.	W	12-3
3/12/88	Fayetteville, Ark.	L	11-9
3/12/88	Fayetteville, Ark.	L	13-9
4/1/90	Fayetteville, Ark.	W	4-2
4/26/91	Terre Haute, Ind.	L	7-3
4/27/91	Terre Haute, Ind.	W	6-5
4/27/91	Terre Haute, Ind.	W	8-3

IOWA

Overall Series Record: 2-0
Record in Fayetteville, Ark.: 1-0
Record at Neutral Sites: 1-0

DATE	SITE	W/L	SCORE
3/27/79	Fayetteville, Ark.	W	7-4
2/14/97	Arlington, Texas	W	26-6

IOWA STATE

Overall Series Record: 11-0
Record in Fayetteville, Ark.: 11-0

DATE	SITE	W/L	SCORE
3/14/77	Fayetteville, Ark.	W	4-1
3/14/77	Fayetteville, Ark.	W	2-0
3/16/86	Fayetteville, Ark.	W	4-0
3/10/89	Fayetteville, Ark.	W	1-0
3/11/89	Fayetteville, Ark.	W	9-4
3/1/96	Fayetteville, Ark.	W	14-0
3/2/96	Fayetteville, Ark.	W	21-5
3/3/96	Fayetteville, Ark.	W	12-2
3/10/97	Fayetteville, Ark.	W	21-11
2/20/99	Fayetteville, Ark.	W	10-4
2/21/99	Fayetteville, Ark.	W	18-7

KANSAS

Overall Series Record: 36-12
Record in Fayetteville, Ark.: 33-9
Record in Lawrence, Kan.: 3-3

DATE	SITE	W/L	SCORE
3/28/60	Fayetteville, Ark.	W	11-6
3/29/60	Fayetteville, Ark.	W	18-0
4/1/63	Lawrence, Kan.	W	15-7
4/2/63	Lawrence, Kan.	L	9-1
5/3/85	Fayetteville, Ark.	W	10-4
5/4/85	Fayetteville, Ark.	W	6-5
5/4/85	Fayetteville, Ark.	W	6-2
2/27/88	Fayetteville, Ark.	W	12-3
2/27/88	Fayetteville, Ark.	W	19-4
2/28/88	Fayetteville, Ark.	W	5-3
2/25/89	Fayetteville, Ark.	W	3-2
2/25/89	Fayetteville, Ark.	W	7-0
2/26/89	Fayetteville, Ark.	W	18-4
2/24/90	Fayetteville, Ark.	L	10-4
2/25/90	Fayetteville, Ark.	W	3-2
2/22/91	Fayetteville, Ark.	W	8-1
2/23/91	Fayetteville, Ark.	W	6-5
2/24/91	Fayetteville, Ark.	W	17-3
2/21/92	Fayetteville, Ark.	W	13-5
2/22/92	Fayetteville, Ark.	L	7-4
2/23/92	Fayetteville, Ark.	L	4-1
3/17/92	Lawrence, Kan.	L	6-5
2/27/93	Fayetteville, Ark.	L	3-1
2/27/93	Fayetteville, Ark.	W	6-4
2/28/93	Fayetteville, Ark.	W	9-2

A

2/18/94	Fayetteville, Ark.	L	5-3
2/19/94	Fayetteville, Ark.	L	4-2
2/20/94	Fayetteville, Ark.	W	5-3
2/17/95	Fayetteville, Ark.	W	12-10
2/18/95	Fayetteville, Ark.	W	8-2
2/19/95	Fayetteville, Ark.	W	8-6
3/18/96	Lawrence, Kan.	L	8-3
3/18/97	Fayetteville, Ark.	W	8-5
3/19/97	Fayetteville, Ark.	L	8-2
3/18/98	Lawrence, Kan.	W	12-7
3/23/99	Fayetteville, Ark.	W	7-6
3/24/99	Fayetteville, Ark.	L	9-6
3/22/00	Lawrence, Kan.	W	10-3
3/27/01	Fayetteville, Ark.	W	6-5
3/11/03	Fayetteville, Ark.	W	2-1
3/9/07	Fayetteville, Ark.	W	8-7
3/10/07	Fayetteville, Ark.	W	4-0
3/11/07	Fayetteville, Ark.	W	5-2
2/27/08	Fayetteville, Ark.	W	2-1
2/24/09	Fayetteville, Ark.	L	9-3
2/25/09	Fayetteville, Ark.	W	9-8 (10)
3/2/10	Fayetteville, Ark.	W	15-3
3/15/11	Fayetteville, Ark.	W	4-2

KANSAS STATE

Overall Series Record: 30-20
Record in Fayetteville, Ark.: 28-14
Record in Manhattan, Kan.: 0-5
Record at Neutral Sites: 2-1

DATE	SITE	W/L	SCORE
4/4/66	Fayetteville, Ark.	L	12-3
4/4/66	Fayetteville, Ark.	L	6-2
5/8/67	Manhattan, Kan.	L	13-2
5/8/67	Manhattan, Kan.	L	3-2
4/26/69	Fayetteville, Ark.	W	10-6
4/26/69	Fayetteville, Ark.	L	6-4
3/14/73	Fayetteville, Ark.	W	9-7
3/14/73	Fayetteville, Ark.	W	8-2
3/12/74	Fayetteville, Ark.	L	2-1
3/12/74	Fayetteville, Ark.	L	2-1
3/1/75	Fayetteville, Ark.	L	3-0
3/1/75	Fayetteville, Ark.	W	6-1
3/2/75	Fayetteville, Ark.	L	5-4
3/2/75	Fayetteville, Ark.	W	11-1
3/14/80	Fayetteville, Ark.	W	8-4
3/14/80	Fayetteville, Ark.	W	8-3
3/13/83	Fayetteville, Ark.	W	12-1
2/22/85	Fayetteville, Ark.	W	5-1
2/20/86	Fayetteville, Ark.	L	8-7
3/6/87	Fayetteville, Ark.	L	4-3
3/7/87	Fayetteville, Ark.	W	12-7
3/4/88	Fayetteville, Ark.	W	8-7
3/5/88	Fayetteville, Ark.	W	9-5
4/30/89	Fayetteville, Ark.	W	9-4
5/1/89	Fayetteville, Ark.	L	7-2
2/17/90	Fayetteville, Ark.	W	2-1
2/17/90	Fayetteville, Ark.	W	5-1
2/18/90	Fayetteville, Ark.	L	5-4
2/16/91	Fayetteville, Ark.	L	6-0
2/16/91	Fayetteville, Ark.	W	3-2
2/17/91	Fayetteville, Ark.	W	3-2 (10)
2/15/92	Fayetteville, Ark.	L	18-13
2/15/92	Fayetteville, Ark.	W	13-0
2/16/92	Fayetteville, Ark.	W	19-9
3/16/92	Manhattan, Kan.	L	11-7
2/21/93	Fayetteville, Ark.	W	10-1
2/25/94	Fayetteville, Ark.	W	22-4
2/26/94	Fayetteville, Ark.	L	11-10
2/27/94	Fayetteville, Ark.	W	4-1
2/23/96	Fayetteville, Ark.	W	7-6 (10)
2/24/96	Fayetteville, Ark.	W	9-5
2/25/96	Fayetteville, Ark.	W	11-3
2/15/97	Arlington, Texas	L	7-6
3/20/01	Shreveport, La.	W	2-0
3/7/03	Manhattan, Kan.	L	9-8
3/9/03	Fayetteville, Ark.	W	12-4
3/10/03	Fayetteville, Ark.	W	4-3
3/10/03	Fayetteville, Ark.	W	18-5
6/2/13	Manhattan, Kan.+	L	4-3
4/25/17	Kansas City, Mo.	W	6-5

KENT STATE

Overall Series Record: 3-1
Record in Fayetteville, Ark.: 2-1
Record at Neutral Sites: 1-0

DATE	SITE	W/L	SCORE
6/16/12	Omaha, Neb.+	W	8-1
3/9/18	Fayetteville, Ark.	W	7-2

3/9/18	Fayetteville, Ark.	L	10-4
3/11/18	Fayetteville, Ark.	W	11-4

KENTUCKY

Overall Series Record: 44-26
Record in Fayetteville, Ark.: 23-10
Record in Lexington, Ky.: 19-14
Record at Neutral Sites: 2-2

DATE	SITE	W/L	SCORE
2/28/89	Lakeland, Fla.	W	8-4
3/1/89	Lakeland, Fla.	L	6-2
4/4/92	Lexington, Ky.	L	14-6
4/4/92	Lexington, Ky.	W	10-9
4/5/92	Lexington, Ky.	L	10-7
4/9/93	Fayetteville, Ark.	W	1-0
4/10/93	Fayetteville, Ark.	L	9-3
4/10/93	Fayetteville, Ark.	W	8-4
3/23/96	Lexington, Ky.	W	16-9
3/23/96	Lexington, Ky.	L	6-5
3/24/96	Lexington, Ky.	W	7-5
5/15/96	Birmingham, Ala.!	L	15-3
3/21/97	Fayetteville, Ark.	L	11-5
3/22/97	Fayetteville, Ark.	W	9-8 (10)
3/23/97	Fayetteville, Ark.	W	11-4
4/24/98	Lexington, Ky.	W	17-1
4/25/98	Lexington, Ky.	L	15-5
4/26/98	Lexington, Ky.	L	4-3
4/9/99	Fayetteville, Ark.	W	15-2
4/10/99	Fayetteville, Ark.	W	10-1
4/11/99	Fayetteville, Ark.	W	9-5
5/19/99	Hoover, Ala.!	W	6-4
4/28/00	Fayetteville, Ark.	L	7-6
4/29/00	Fayetteville, Ark.	W	12-10
4/30/00	Fayetteville, Ark.	W	8-5
4/27/01	Lexington, Ky.	L	5-4
4/28/01	Lexington, Ky.	W	16-11
4/29/01	Lexington, Ky.	W	9-5
5/3/02	Fayetteville, Ark.	W	5-1
5/4/02	Fayetteville, Ark.	L	5-2
5/5/02	Fayetteville, Ark.	L	1-0
3/28/03	Lexington, Ky.	W	9-2
3/29/03	Lexington, Ky.	W	2-1
3/30/03	Lexington, Ky.	W	10-9
4/23/04	Fayetteville, Ark.	W	9-4
4/24/04	Fayetteville, Ark.	W	5-4
4/25/04	Fayetteville, Ark.	W	11-10
4/30/05	Lexington, Ky.	W	8-5
4/30/05	Lexington, Ky.	L	11-8
5/1/05	Lexington, Ky.	L	7-1
4/14/06	Fayetteville, Ark.	W	10-9
4/15/06	Fayetteville, Ark.	W	10-6
4/16/06	Fayetteville, Ark.	L	7-5
3/16/07	Lexington, Ky.	W	10-2
3/17/07	Lexington, Ky.	L	7-5
3/18/07	Lexington, Ky.	W	14-5
4/2/10	Fayetteville, Ark.	L	12-8
4/3/10	Fayetteville, Ark.	W	10-1
4/4/10	Fayetteville, Ark.	W	17-16
4/23/11	Lexington, Ky.	L	3-2
4/23/11	Lexington, Ky.	L	3-1
4/24/11	Lexington, Ky.	W	5-1 (6)
4/13/12	Fayetteville, Ark.	W	8-7
4/14/12	Fayetteville, Ark.	L	5-4
4/14/12	Fayetteville, Ark.	L	2-1
5/3/13	Lexington, Ky.	W	2-1
5/4/13	Lexington, Ky.	W	5-3
5/4/13	Lexington, Ky.	L	4-3
4/10/15	Fayetteville, Ark.	W	5-3
4/11/15	Fayetteville, Ark.	L	16-4
4/12/15	Fayetteville, Ark.	W	7-3
4/22/16	Lexington, Ky.	W	1-0
4/23/16	Lexington, Ky.	W	2-0
4/23/16	Lexington, Ky.	L	5-4
3/16/18	Fayetteville, Ark.	W	9-4
3/17/18	Fayetteville, Ark.	W	14-2
3/17/18	Fayetteville, Ark.	W	16-9
5/3/19	Lexington, Ky.	W	5-2
5/5/19	Lexington, Ky.	W	9-1 (7)
5/5/19	Lexington, Ky.	L	4-3 (7)

LAMAR

Overall Series Record: 5-3
Record in Fayetteville, Ark.: 5-1
Record at Neutral Sites: 0-2

DATE	SITE	W/L	SCORE
3/25/74	Fayetteville, Ark.	W	5-4
3/27/91	Fayetteville, Ark.	W	14-2
3/28/91	Fayetteville, Ark.	W	6-5

SERIES HISTORY ||

5/12/93	Fayetteville, Ark.	W	5-1
5/13/93	Fayetteville, Ark.	W	12-10
5/13/93	Fayetteville, Ark.	L	14-7
5/30/03	Austin, Texas+	L	3-2
5/31/03	Austin, Texas+	L	7-6 (11)

LE MOYNE

Overall Series Record: 2-1
Record in Fayetteville, Ark.: 1-0
Record at Neutral Sites: 1-1

DATE	SITE	W/L	SCORE
5/25/89	Waterbury, Conn.+	L	7-5
5/29/89	Waterbury, Conn.+	W	6-5
6/4/04	Fayetteville, Ark.+	W	4-1

LIBERTY

Overall Series Record: 1-0
Record at Neutral Sites: 1-0

DATE	SITE	W/L	SCORE
5/30/14	Charlottesville, Va.+	W	3-2

LINCOLN

Overall Series Record: 2-0
Record in Fayetteville, Ark.: 2-0

DATE	SITE	W/L	SCORE
3/8/72	Fayetteville, Ark.	W	8-2
3/8/72	Fayetteville, Ark.	W	10-0

LITTLE ROCK

Overall Series Record: 0-1
Record in Fayetteville, Ark.: 0-1

DATE	SITE	W/L	SCORE
4/2/19	Fayetteville, Ark.	L	17-7

LONG BEACH STATE

Overall Series Record: 6-7
Record in Fayetteville, Ark.: 4-3
Record in Long Beach, Calif.: 2-4

DATE	SITE	W/L	SCORE
4/7/98	Fayetteville, Ark.	W	5-3
4/8/98	Fayetteville, Ark.	W	12-9
3/5/99	Long Beach, Calif.	L	5-4 (12)
3/6/99	Long Beach, Calif.	W	11-4
3/7/99	Long Beach, Calif.	L	8-0
2/25/00	Fayetteville, Ark.	L	9-8
2/26/00	Fayetteville, Ark.	L	16-3
2/27/00	Fayetteville, Ark.	L	8-6
2/17/01	Fayetteville, Ark.	W	12-4
2/18/01	Fayetteville, Ark.	W	6-3
2/22/02	Long Beach, Calif.	L	7-1
2/23/02	Long Beach, Calif.	L	4-0
2/24/02	Long Beach, Calif.	W	5-3

LOUISIANA COLLEGE

Overall Series Record: 0-1
Record in Pineville, La.: 0-1

DATE	SITE	W/L	SCORE
1960	Pineville, La.	L	12-5

LOUISIANA-LAFAYETTE

Overall Series Record: 1-4
Record in Fayetteville, Ark.: 1-0
Record in Lafayette, La.: 0-2
Record at Neutral Sites: 0-2

DATE	SITE	W/L	SCORE
5/15/85	Fayetteville, Ark.	W	11-2
2/26/86	Lafayette, La.	L	5-3
3/19/89	Shreveport, La.	L	8-4
3/16/91	Shreveport, La.	L	11-2
2/12/99	Lafayette, La.	L	6-2

LOUISIANA TECH

Overall Series Record: 25-6
Record in Fayetteville, Ark.: 13-2
Record in Ruston, La.: 7-3
Record at Neutral Sites: 5-1

DATE	SITE	W/L	SCORE
2/27/86	Ruston, La.	W	12-2
3/18/88	Shreveport, La.	W	4-2
3/21/90	Fayetteville, Ark.	W	6-3
3/21/90	Fayetteville, Ark.	W	4-1
4/9/97	Fayetteville, Ark.	W	8-0

|| SERIES HISTORY



4/9/97	Fayetteville, Ark.	W	3-2
3/31/98	Fayetteville, Ark.	W	19-8
3/16/99	Ruston, La.	W	10-3
3/20/01	Shreveport, La.	L	12-1
3/19/03	Shreveport, La.	W	19-7
2/13/04	Fayetteville, Ark.	W	2-0
2/14/04	Fayetteville, Ark.	W	22-2
2/15/04	Fayetteville, Ark.	W	13-2
2/18/05	Ruston, La.	W	5-2
2/19/05	Ruston, La.	L	10-8
2/20/05	Ruston, La.	W	9-4
2/24/06	Fayetteville, Ark.	W	10-9
2/24/06	Fayetteville, Ark.	W	13-2
2/25/06	Fayetteville, Ark.	W	10-2
2/2/07	Ruston, La.	W	4-2
2/3/07	Ruston, La.	L	9-2
2/4/07	Ruston, La.	W	6-2
2/29/08	College Station, Texas	W	9-8
5/11/10	North Little Rock, Ark.	W	5-4 (10)
5/15/12	North Little Rock, Ark.	W	6-5 (10)
3/2/16	Fayetteville, Ark.	L	3-2
2/28/17	Ruston, La.	L	4-3
3/1/17	Ruston, La.	W	13-10
3/8/19	Fayetteville, Ark.	W	4-2
3/9/19	Fayetteville, Ark.	L	12-7
3/10/19	Fayetteville, Ark.	W	11-0

LOYOLA (LA.)

Overall Series Record: 0-2
Record in New Orleans, La.: 0-2

DATE	SITE	W/L	SCORE
1960	New Orleans, La.	L	11-6
1960	New Orleans, La.	L	9-5

LOYOLA MARYMOUNT

Overall Series Record: 2-2
Record at Home: 2-1
Record at Neutral Sites: 0-1

DATE	SITE	W/L	SCORE
5/27/88	Stillwater, Okla.+	L	8-3
3/6/15	Fayetteville, Ark.	W	2-1
3/7/15	Fayetteville, Ark.	W	13-7
3/8/15	Fayetteville, Ark.	L	9-0

LSU

Overall Series Record: 34-74
Record in Fayetteville, Ark.: 18-25
Record in Baton Rouge, La.: 12-36
Record at Neutral Sites: 4-13

DATE	SITE	W/L	SCORE
1960	Fayetteville, Ark.	L	5-1
1960	Baton Rouge, La.	W	11-5
4/15/63	Baton Rouge, La.	L	10-5
4/16/63	Baton Rouge, La.	L	10-2
2/22/86	Baton Rouge, La.	L	8-7
2/23/86	Baton Rouge, La.	W	7-6
6/3/87	Omaha, Neb.+	L	5-2
4/18/92	Baton Rouge, La.	L	12-2
4/18/92	Baton Rouge, La.	L	12-4
4/19/92	Baton Rouge, La.	L	8-4
5/14/93	New Orleans, La.!	L	8-1
4/24/93	Fayetteville, Ark.	L	3-0
4/24/93	Fayetteville, Ark.	L	4-2
4/25/93	Fayetteville, Ark.	L	8-2
5/22/93	Baton Rouge, La.!	L	13-7
4/23/94	Baton Rouge, La.	L	11-3
4/23/94	Baton Rouge, La.	L	16-4
4/24/94	Baton Rouge, La.	W	6-5
5/20/94	Oxford, Miss.!	L	6-4
4/21/95	Fayetteville, Ark.	L	10-3
4/23/95	Fayetteville, Ark.	L	13-7
4/23/95	Fayetteville, Ark.	W	5-3
5/21/95	Starkville, Miss.!	L	7-6
4/19/96	Baton Rouge, La.	W	3-2
4/20/96	Baton Rouge, La.	L	11-4
4/21/96	Baton Rouge, La.	L	9-4
5/2/97	Fayetteville, Ark.	L	13-8
5/3/97	Fayetteville, Ark.	L	11-5
5/4/97	Fayetteville, Ark.	W	16-1
2/28/98	New Orleans, La.	W	6-5 (10)
3/20/98	Baton Rouge, La.	L	9-5
3/21/98	Baton Rouge, La.	L	6-3
3/22/98	Baton Rouge, La.	L	27-6
5/13/98	Hoover, Ala.!	W	8-4
3/19/99	Fayetteville, Ark.	W	11-4
3/20/99	Fayetteville, Ark.	L	10-4
3/21/99	Fayetteville, Ark.	W	7-6

5/21/99	Hoover, Ala.!	W	9-8
4/7/00	Baton Rouge, La.	L	12-3
4/8/00	Baton Rouge, La.	L	12-5
4/9/00	Baton Rouge, La.	L	17-11
5/4/01	Fayetteville, Ark.	W	8-1
5/5/01	Fayetteville, Ark.	W	5-4
5/6/01	Fayetteville, Ark.	W	4-3
4/26/02	Baton Rouge, La.	L	3-0
4/27/02	Baton Rouge, La.	L	8-0
4/28/02	Baton Rouge, La.	L	13-5
5/16/03	Fayetteville, Ark.	L	11-3
5/17/03	Fayetteville, Ark.	W	6-5 (10)
5/18/03	Fayetteville, Ark.	L	6-2
5/22/03	Hoover, Ala.!	L	5-4
4/9/04	Baton Rouge, La.	W	11-8
4/10/04	Baton Rouge, La.	W	11-10
4/11/04	Baton Rouge, La.	W	7-5
4/22/05	Fayetteville, Ark.	L	10-7
4/23/05	Fayetteville, Ark.	L	7-0
4/24/05	Fayetteville, Ark.	L	6-0
4/28/06	Baton Rouge, La.	L	7-6
4/29/06	Baton Rouge, La.	W	4-2
4/30/06	Baton Rouge, La.	L	7-5
5/4/07	Fayetteville, Ark.	L	6-5
5/5/07	Fayetteville, Ark.	W	5-0
5/6/07	Fayetteville, Ark.	L	5-3
3/21/08	Baton Rouge, La.	L	8-7 (11)
3/22/08	Baton Rouge, La.	W	14-13 (10)
3/23/08	Baton Rouge, La.	L	4-2
5/2/09	Fayetteville, Ark.	W	11-4
5/2/09	Fayetteville, Ark.	L	5-0
5/3/09	Fayetteville, Ark.	L	4-3
6/15/09	Omaha, Neb.+	L	9-1
6/19/09	Omaha, Neb.+	L	14-5
3/19/10	Baton Rouge, La.	W	6-3
3/20/10	Baton Rouge, La.	L	8-7
3/21/10	Baton Rouge, La.	L	5-1
4/8/11	Fayetteville, Ark.	W	2-0
4/9/11	Fayetteville, Ark.	W	4-3
4/10/11	Fayetteville, Ark.	W	5-4
3/30/12	Baton Rouge, La.	L	10-6
3/31/12	Baton Rouge, La.	L	2-1
4/1/12	Baton Rouge, La.	L	3-2 (11)
4/12/13	Fayetteville, Ark.	L	6-2
4/13/13	Fayetteville, Ark.	W	8-3
4/14/13	Fayetteville, Ark.	L	5-3 (10)
5/23/13	Hoover, Ala.!	W	4-1
5/25/13	Hoover, Ala.!	L	3-1
4/11/14	Baton Rouge, La.	L	10-7
4/12/14	Baton Rouge, La.	L	5-3
4/13/14	Baton Rouge, La.	W	10-4
5/22/14	Hoover, Ala.!	L	7-2
5/24/14	Hoover, Ala.!	L	11-1
3/19/15	Fayetteville, Ark.	W	5-1
3/20/15	Fayetteville, Ark.	L	16-3
3/21/15	Fayetteville, Ark.	L	7-4
5/21/15	Hoover, Ala.!	L	10-5
5/6/16	Baton Rouge, La.	L	5-4
5/7/16	Baton Rouge, La.	L	10-9 (10)
5/8/16	Baton Rouge, La.	L	7-1
4/7/17	Fayetteville, Ark.	L	9-3
4/8/17	Fayetteville, Ark.	L	10-8
4/9/17	Fayetteville, Ark.	L	2-0
5/27/17	Hoover, Ala.!	L	4-2
5/4/18	Baton Rouge, La.	W	5-4
5/5/18	Baton Rouge, La.	L	6-4
5/6/18	Baton Rouge, La.	L	7-5
5/26/18	Hoover, Ala.!	L	2-1
5/9/19	Fayetteville, Ark.	W	14-4
5/10/19	Fayetteville, Ark.	W	11-6
5/11/19	Fayetteville, Ark.	L	3-2

LUBBOCK CHRISTIAN

Overall Series Record: 4-0
Record in Fayetteville, Ark.: 4-0

DATE	SITE	W/L	SCORE
3/1/85	Fayetteville, Ark.	W	15-4
3/2/85	Fayetteville, Ark.	W	15-1
3/2/85	Fayetteville, Ark.	W	4-1
3/9/87	Fayetteville, Ark.	W	13-3

LUTHER

Overall Series Record: 4-0
Record in Fayetteville, Ark.: 4-0

DATE	SITE	W/L	SCORE
3/22/76	Fayetteville, Ark.	W	6-5
3/22/76	Fayetteville, Ark.	W	13-3
3/20/78	Fayetteville, Ark.	W	5-1

3/20/78	Fayetteville, Ark.	W	10-0
---------	--------------------	---	------

MAINE

Overall Series Record: 1-0
Record at Neutral Sites: 1-0

DATE	SITE	W/L	SCORE
3/15/90	Fresno, Calif.	W	14-0

MANKATO STATE

Overall Series Record: 3-1
Record in Fayetteville, Ark.: 3-1

DATE	SITE	W/L	SCORE
3/18/74	Fayetteville, Ark.	W	4-2
3/18/74	Fayetteville, Ark.	L	9-3
3/23/76	Fayetteville, Ark.	W	2-0
3/23/76	Fayetteville, Ark.	W	2-0

MARYLAND

Overall Series Record: 0-1
Record at Neutral Sites: 0-1

DATE	SITE	W/L	SCORE
2/22/15	Mobile, Ala.	L	13-6

MCNEESE STATE

Overall Series Record: 6-3
Record in Fayetteville, Ark.: 4-3
Record in Lake Charles, La.: 2-0

DATE	SITE	W/L	SCORE
3/8/02	Fayetteville, Ark.	W	5-2
3/9/02	Fayetteville, Ark.	L	14-9
3/10/02	Fayetteville, Ark.	L	4-1
2/24/04	Fayetteville, Ark.	W	7-1
2/25/04	Fayetteville, Ark.	W	7-2
3/23/10	Lake Charles, La.	W	3-2
3/24/10	Lake Charles, La.	W	7-6
3/1/11	Fayetteville, Ark.	L	8-6
3/2/11	Fayetteville, Ark.	W	8-3

MEMPHIS

Overall Series Record: 26-13-1
Record in Fayetteville, Ark.: 11-3
Record in Memphis, Tenn.: 11-7-1
Record in North Little Rock, Ark.: 2-1
Record at Neutral Sites: 2-1

DATE	SITE	W/L	SCORE
3/27/64	Little Rock, Ark.	L	5-3
3/28/64	Little Rock, Ark.	L	13-6
3/30/64	Memphis, Tenn.	L	6-0
3/31/64	Memphis, Tenn.	W	4-0
4/23/65	Fayetteville, Ark.	L	6-4
4/23/65	Fayetteville, Ark.	W	4-2
4/9/66	Memphis, Tenn.	L	9-8
4/9/66	Memphis, Tenn.	L	6-1
4/15/67	Memphis, Tenn.	L	8-1
4/15/67	Memphis, Tenn.	W	4-0
4/15/68	Fayetteville, Ark.	L	7-4
4/15/68	Fayetteville, Ark.	W	13-7
4/12/69	Memphis, Tenn.	L	6-0
4/12/69	Memphis, Tenn.	W	10-3
5/2/70	Memphis, Tenn.	W	7-6
5/2/70	Memphis, Tenn.	W	7-3
4/24/71	Fayetteville, Ark.	W	6-5
4/24/71	Fayetteville, Ark.	W	4-3
4/14/73	Fayetteville, Ark.	W	1-0
4/14/73	Fayetteville, Ark.	L	3-0
3/1/86	Little Rock, Ark.	W	6-2
2/14/87	Memphis, Tenn.	W	3-1
2/14/87	Memphis, Tenn.	T	2-2
2/21/87	Fayetteville, Ark.	W	21-5
2/22/87	Fayetteville, Ark.	W	14-7
3/15/93	Memphis, Tenn.	L	6-3
3/17/93	Memphis, Tenn.	L	8-7
3/16/94	Fayetteville, Ark.	W	7-1
3/17/94	Fayetteville, Ark.	W	6-3
5/15/95	Memphis, Tenn.	W	1-0
2/23/03	Memphis, Tenn.	W	10-9
3/22/11	North Little Rock, Ark.	W	7-2
3/23/11	Memphis, Tenn.	W	7-3
3/24/15	North Little Rock, Ark.	L	5-4
3/25/15	Memphis, Tenn.	W	7-3
4/6/16	Memphis, Tenn.	W	12-4
4/18/17	Fayetteville, Ark.	W	16-7
4/19/17	North Little Rock, Ark.	W	2-0
3/27/18	Memphis, Tenn.	W	8-7
2/27/19	Fayetteville, Ark.	W	10-3



SERIES HISTORY ||

MIAMI (FLA.)

Overall Series Record: 0-5
Record in Coral Gables, Fla.: 0-3
Record at Neutral Sites: 0-2

DATE	SITE	W/L	SCORE
2/9/85	Coral Gables, Fla.	L	5-2
2/9/85	Coral Gables, Fla.	L	2-1
2/10/85	Coral Gables, Fla.	L	4-0
3/4/01	Minneapolis, Minn.	L	8-2
6/15/15	Omaha, Neb.+	L	4-3

MIAMI (OHIO)

Overall Series Record: 6-0
Record in Fayetteville, Ark.: 5-0
Record at Neutral Sites: 1-0

DATE	SITE	W/L	SCORE
3/4/00	Fayetteville, Ark.	W	15-5
3/5/00	Fayetteville, Ark.	W	5-1
6/3/05	Austin, Texas+	W	9-5
2/17/17	Fayetteville, Ark.	W	7-0
2/18/17	Fayetteville, Ark.	W	5-1
2/19/17	Fayetteville, Ark.	W	11-1

MIDDLE TENNESSEE

Overall Series Record: 1-0
Record at Neutral Sites: 1-0

DATE	SITE	W/L	SCORE
5/22/87	Huntsville, Ala.+	W	10-7

MINNESOTA

Overall Series Record: 7-3
Record in Fayetteville, Ark.: 4-0
Record in Minneapolis, Minn.: 2-2
Record at Neutral Sites: 1-1

DATE	SITE	W/L	SCORE
3/28/70	San Antonio, Texas	L	10-1
3/28/70	San Antonio, Texas	W	8-7
4/3/83	Fayetteville, Ark.	W	8-5
3/5/93	Minneapolis, Minn.	W	11-4
3/2/01	Minneapolis, Minn.	L	6-0
2/25/05	Fayetteville, Ark.	W	5-4
2/26/05	Fayetteville, Ark.	W	12-3
2/27/05	Fayetteville, Ark.	W	4-3
3/4/07	Minneapolis, Minn.	W	5-1
3/4/07	Minneapolis, Minn.	L	10-5

MISSISSIPPI COLLEGE

Overall Series Record: 2-2
Record in Clinton, Miss.: 2-2

DATE	SITE	W/L	SCORE
4/17/63	Clinton, Miss.	W	7-3
4/18/63	Clinton, Miss.	L	3-0
3/22/69	Clinton, Miss.	W	13-3
3/24/69	Clinton, Miss.	L	1-0

MISSISSIPPI STATE

Overall Series Record: 46-56
Record in Fayetteville, Ark.: 22-18
Record in Starkville, Miss.: 16-29
Record at Neutral Sites: 8-9

DATE	SITE	W/L	SCORE
1960	Fayetteville, Ark.	L	3-2
4/11/66	Starkville, Miss.	L	9-3
4/12/66	Starkville, Miss.	L	18-0
4/12/68	Starkville, Miss.	L	19-11
5/4/70	Starkville, Miss.	L	6-0
5/4/70	Starkville, Miss.	L	1-0
4/23/80	Greenville, Miss.	L	7-6 (11)
4/29/81	Greenville, Miss.	L	11-6
4/28/82	Greenville, Miss.	L	8-7
4/26/83	Greenville, Miss.	L	9-2
4/27/83	Helena, Ark.	W	5-3
4/24/84	Greenville, Miss.	L	9-8
4/25/84	Little Rock, Ark.	W	10-9 (10)
4/30/85	Greenville, Miss.	L	16-2
5/1/85	Little Rock, Ark.	W	13-1
6/3/85	Omaha, Neb.+	L	5-4
4/25/92	Starkville, Miss.	L	2-0
4/25/92	Starkville, Miss.	L	3-2
4/26/92	Starkville, Miss.	L	7-6
5/1/93	Fayetteville, Ark.	L	5-3
5/1/93	Fayetteville, Ark.	L	6-4
5/2/93	Fayetteville, Ark.	W	8-3
5/20/93	Baton Rouge, La.!	W	5-2
4/29/94	Starkville, Miss.	L	10-9

4/30/94	Starkville, Miss.	W	12-11
5/1/94	Starkville, Miss.	W	14-4
4/28/95	Fayetteville, Ark.	W	16-1
4/29/95	Fayetteville, Ark.	W	10-9
4/30/95	Fayetteville, Ark.	W	12-7
4/26/96	Starkville, Miss.	L	8-6
4/27/96	Starkville, Miss.	W	6-2
4/28/96	Starkville, Miss.	L	10-6
5/9/97	Fayetteville, Ark.	W	8-5
5/10/97	Fayetteville, Ark.	L	13-5
5/11/97	Fayetteville, Ark.	L	17-10
5/8/98	Starkville, Miss.	W	14-10 (10)
5/9/98	Starkville, Miss.	L	17-3
5/10/98	Starkville, Miss.	W	8-3
5/14/98	Hoover, Ala.!	W	10-3
5/16/98	Hoover, Ala.!	W	7-3
4/30/99	Fayetteville, Ark.	W	6-4
5/1/99	Fayetteville, Ark.	W	7-4
5/2/99	Fayetteville, Ark.	W	7-5
3/31/00	Starkville, Miss.	L	3-2
3/30/01	Fayetteville, Ark.	W	6-5
3/31/01	Fayetteville, Ark.	L	9-3
4/1/01	Fayetteville, Ark.	L	10-2
4/12/02	Starkville, Miss.	L	17-4
4/13/02	Starkville, Miss.	W	7-3
4/14/02	Starkville, Miss.	L	6-4
3/21/03	Fayetteville, Ark.	L	4-3 (10)
3/22/03	Fayetteville, Ark.	L	8-3
3/23/03	Fayetteville, Ark.	L	5-1
5/15/04	Starkville, Miss.	L	3-2
5/16/04	Starkville, Miss.	L	5-4
5/16/04	Starkville, Miss.	W	4-2
3/25/05	Fayetteville, Ark.	L	5-3
3/26/05	Fayetteville, Ark.	L	13-4
3/27/05	Fayetteville, Ark.	W	10-5
4/22/06	Starkville, Miss.	W	6-2
4/22/06	Starkville, Miss.	L	9-8
4/23/06	Starkville, Miss.	W	6-4
4/6/07	Fayetteville, Ark.	L	11-9
4/7/07	Fayetteville, Ark.	L	2-1
4/8/07	Fayetteville, Ark.	W	9-3
5/15/08	Starkville, Miss.	L	6-5
5/16/08	Starkville, Miss.	L	6-5
5/17/08	Starkville, Miss.	W	15-10
3/27/09	Fayetteville, Ark.	W	20-9
3/29/09	Fayetteville, Ark.	W	5-1
3/29/09	Fayetteville, Ark.	L	12-4
4/9/10	Starkville, Miss.	W	8-3
4/10/10	Starkville, Miss.	W	8-5
4/11/10	Starkville, Miss.	W	13-3
4/15/11	Fayetteville, Ark.	W	6-5
4/16/11	Fayetteville, Ark.	W	6-1
4/17/11	Fayetteville, Ark.	L	5-3
5/26/11	Hoover, Ala.!	W	7-2
3/23/12	Starkville, Miss.	L	11-2
3/24/12	Starkville, Miss.	W	8-0
3/25/12	Starkville, Miss.	W	8-5 (11)
5/22/12	Hoover, Ala.!	L	9-1
3/29/13	Fayetteville, Ark.	W	5-4
3/30/13	Fayetteville, Ark.	L	4-1
3/31/13	Fayetteville, Ark.	W	3-1
3/29/14	Starkville, Miss.	W	4-0
3/29/14	Starkville, Miss.	L	5-1
3/30/14	Starkville, Miss.	L	5-1
4/24/15	Fayetteville, Ark.	W	7-6
4/25/15	Fayetteville, Ark.	W	6-1
4/26/15	Fayetteville, Ark.	L	2-1
5/19/16	Starkville, Miss.	L	7-0
5/20/16	Starkville, Miss.	L	5-1
5/21/16	Starkville, Miss.	L	9-4
3/17/17	Fayetteville, Ark.	W	3-1
3/18/17	Fayetteville, Ark.	W	5-4
3/19/17	Fayetteville, Ark.	W	6-1
5/25/17	Hoover, Ala.!	L	4-3
5/26/17	Hoover, Ala.!	W	9-2
4/20/18	Starkville, Miss.	L	6-5
4/21/18	Starkville, Miss.	L	5-3
4/21/18	Starkville, Miss.	L	7-5
4/18/19	Fayetteville, Ark.	W	5-3
4/19/19	Fayetteville, Ark.	W	12-5
4/20/19	Fayetteville, Ark.	W	10-2

MISSISSIPPI VALLEY STATE

Overall Series Record: 10-0
Record in Fayetteville, Ark.: 8-0
Record at Neutral Sites: 2-0

DATE	SITE	W/L	SCORE
5/12/08	Fayetteville, Ark.	W	12-3
3/26/13	Fayetteville, Ark.	W	6-0

3/27/13	North Little Rock, Ark.	W	2-1
3/25/14	Fayetteville, Ark.	W	6-0
3/25/14	Fayetteville, Ark.	W	12-1
3/26/14	North Little Rock, Ark.	W	3-0
4/7/15	Fayetteville, Ark.	W	8-1
4/8/15	Fayetteville, Ark.	W	14-0
2/23/16	Fayetteville, Ark.	W	21-4
2/24/16	Fayetteville, Ark.	W	20-0

MISSOURI

Overall Series Record: 21-14
Record in Fayetteville, Ark.: 11-4
Record in Columbia, Mo.: 9-6
Record at Neutral Sites: 1-4

DATE	SITE	W/L	SCORE
1960	Fayetteville, Ark.	L	21-8
1960	Fayetteville, Ark.	W	9-8
4/3/62	Columbia, Mo.	L	15-7
4/4/62	Columbia, Mo.	L	10-4
3/30/63	Fayetteville, Ark.	L	10-6
3/30/63	Fayetteville, Ark.	W	6-5
3/27/68	San Antonio, Texas	L	8-4
3/22/72	Columbia, Mo.	W	9-6
3/22/72	Columbia, Mo.	L	3-1
5/23/80	Tulsa, Okla.+	L	6-0
3/2/81	Lakeland, Fla.	W	7-5
3/3/81	Lakeland, Fla.	L	8-6
2/27/84	Lakeland, Fla.	L	4-0
5/10/87	Columbia, Mo.	L	12-11 (10)
4/27/88	Fayetteville, Ark.	W	8-6
4/11/89	Columbia, Mo.	W	7-4
4/16/91	Columbia, Mo.	L	11-3
4/1/97	Fayetteville, Ark.	W	4-3
4/15/97	Columbia, Mo.	W	8-6
3/19/02	Columbia, Mo.	W	11-10
6/5/04	Fayetteville, Ark.+	W	10-7
5/1/12	Fayetteville, Ark.	W	6-3
5/2/12	Fayetteville, Ark.	W	2-0
5/15/14	Columbia, Mo.	W	9-4
5/16/14	Columbia, Mo.	W	4-0
5/17/14	Columbia, Mo.	W	7-5 (10)
4/1/16	Fayetteville, Ark.	W	7-6
4/2/16	Fayetteville, Ark.	L	8-5
4/3/16	Fayetteville, Ark.	L	10-1
3/24/17	Columbia, Mo.	W	9-2
3/25/17	Columbia, Mo.	L	7-2
3/26/17	Columbia, Mo.	W	9-8
3/15/19	Fayetteville, Ark.	W	2-0
3/16/19	Fayetteville, Ark.	W	4-3
3/17/19	Fayetteville, Ark.	W	3-2

MISSOURI SOUTHERN

Overall Series Record: 44-11
Record in Fayetteville, Ark.: 43-0-1
Record in Joplin, Mo.: 1-1

DATE	SITE	W/L	SCORE
3/12/76	Fayetteville, Ark.	W	7-0
3/12/76	Fayetteville, Ark.	T	0-0 (12)
3/9/77	Fayetteville, Ark.	W	6-0
3/9/77	Fayetteville, Ark.	W	7-6
2/17/78	Fayetteville, Ark.	W	5-3
2/17/78	Fayetteville, Ark.	W	6-0
2/27/79	Fayetteville, Ark.	W	5-0
2/27/79	Fayetteville, Ark.	W	3-2
1979	Joplin, Mo.	L	9-8
1979	Joplin, Mo.	W	6-5
2/22/80	Fayetteville, Ark.	W	15-0
2/22/80	Fayetteville, Ark.	W	7-0
2/24/81	Fayetteville, Ark.	W	8-2
2/24/81	Fayetteville, Ark.	W	7-4
2/20/82	Fayetteville, Ark.	W	7-2
2/20/82	Fayetteville, Ark.	W	14-2
2/25/83	Fayetteville, Ark.	W	11-3
2/25/83	Fayetteville, Ark.	W	8-6
4/9/84	Fayetteville, Ark.	W	12-1
2/25/85	Fayetteville, Ark.	W	12-1
2/25/85	Fayetteville, Ark.	W	8-3
4/30/86	Fayetteville, Ark.	W	4-1
2/23/87	Fayetteville, Ark.	W	4-3
2/23/87	Fayetteville, Ark.	W	13-10
4/29/87	Fayetteville, Ark.	W	20-5
2/13/88	Fayetteville, Ark.	W	12-4
2/14/88	Fayetteville, Ark.	W	17-5
2/24/89	Fayetteville, Ark.	W	6-2
2/16/90	Fayetteville, Ark.	W	12-6
2/15/91	Fayetteville, Ark.	W	7-5
2/14/92	Fayetteville, Ark.	W	12-1
2/13/93	Fayetteville, Ark.	W	17-1

II SERIES HISTORY



2/14/93	Fayetteville, Ark.	W	10-5
3/2/94	Fayetteville, Ark.	W	10-3
2/10/95	Fayetteville, Ark.	W	5-4
2/7/96	Fayetteville, Ark.	W	15-2
4/16/96	Fayetteville, Ark.	W	4-2
2/11/97	Fayetteville, Ark.	W	24-1
4/2/97	Fayetteville, Ark.	W	12-8
2/11/98	Fayetteville, Ark.	W	24-5
4/21/98	Fayetteville, Ark.	W	11-2
2/6/99	Fayetteville, Ark.	W	7-6
2/5/00	Fayetteville, Ark.	W	18-5
2/4/01	Fayetteville, Ark.	W	25-6
2/11/02	Fayetteville, Ark.	W	13-1
4/29/03	Fayetteville, Ark.	W	7-3

MISSOURI STATE

Overall Series Record: 55-26
 Record in Fayetteville, Ark.: 36-13
 Record in Springfield, Mo.: 19-12
 Record at Neutral Sites: 0-1

DATE	SITE	W/L	SCORE
3/26/66	Fayetteville, Ark.	W	7-5
4/22/67	Springfield, Mo.	L	6-5
4/22/67	Springfield, Mo.	L	4-3
1968	Springfield, Mo.	W	12-9
5/6/69	Fayetteville, Ark.	W	3-2
5/6/69	Fayetteville, Ark.	L	2-0
4/18/70	Springfield, Mo.	W	6-4
4/13/71	Fayetteville, Ark.	W	6-2
4/13/71	Fayetteville, Ark.	L	3-2
4/18/72	Springfield, Mo.	L	7-2
4/18/72	Springfield, Mo.	W	8-7
1973	Fayetteville, Ark.	W	7-5
1973	Fayetteville, Ark.	W	13-4
4/9/74	Springfield, Mo.	W	9-5
4/9/74	Springfield, Mo.	W	10-8
4/6/76	Fayetteville, Ark.	W	11-3
4/6/76	Fayetteville, Ark.	W	8-5
4/5/77	Fayetteville, Ark.	W	4-3
4/5/77	Fayetteville, Ark.	W	6-3
4/5/78	Springfield, Mo.	L	15-4
4/5/78	Springfield, Mo.	W	3-2
4/3/79	Fayetteville, Ark.	W	5-1
4/3/79	Fayetteville, Ark.	W	4-3
4/27/81	Fayetteville, Ark.	W	6-4
4/27/81	Fayetteville, Ark.	L	4-3
4/20/82	Fayetteville, Ark.	W	9-8
4/20/82	Fayetteville, Ark.	W	6-2
4/19/83	Springfield, Mo.	W	6-3
4/19/83	Springfield, Mo.	L	3-2
4/17/84	Fayetteville, Ark.	W	9-5
4/17/84	Fayetteville, Ark.	W	5-1
4/16/85	Fayetteville, Ark.	W	6-5
4/8/86	Fayetteville, Ark.	W	6-2
5/10/88	Springfield, Mo.	L	9-5
3/2/90	Fayetteville, Ark.	W	12-11
4/18/90	Fayetteville, Ark.	W	7-2
4/24/91	Fayetteville, Ark.	W	1-0
4/30/91	Springfield, Mo.	L	6-4
3/4/92	Fayetteville, Ark.	W	15-8
4/30/92	Springfield, Mo.	W	12-10
3/24/93	Fayetteville, Ark.	W	8-4
4/28/93	Springfield, Mo.	L	11-10
4/19/94	Springfield, Mo.	W	16-7
2/21/96	Springfield, Mo.	W	6-0
2/24/98	Fayetteville, Ark.	L	4-2
3/2/99	Springfield, Mo.	L	9-3
5/29/99	Fayetteville, Ark.+	L	9-8 (10)
5/2/00	Fayetteville, Ark.	W	7-2
4/3/01	Springfield, Mo.	L	10-9
2/16/02	Arlington, Texas	L	3-2
3/5/02	Fayetteville, Ark.	W	10-1
4/3/02	Springfield, Mo.	W	7-4
5/1/02	Fayetteville, Ark.	L	10-7
3/25/03	Fayetteville, Ark.	W	5-4
4/6/04	Fayetteville, Ark.	L	6-5 (16)
4/13/05	Fayetteville, Ark.	W	14-5
4/19/05	Springfield, Mo.	W	9-4
4/4/06	Fayetteville, Ark.	L	10-5
4/11/06	Springfield, Mo.	L	4-2
4/11/07	Fayetteville, Ark.	W	2-0
4/18/07	Springfield, Mo.	W	16-2
4/1/08	Springfield, Mo.	W	7-6 (10)
4/30/08	Fayetteville, Ark.	W	14-6
3/25/09	Fayetteville, Ark.	W	10-0
3/31/09	Springfield, Mo.	W	2-0
4/28/10	Fayetteville, Ark.	W	5-4
4/12/11	Springfield, Mo.	W	2-1

4/30/13	Fayetteville, Ark.	W	6-3
4/29/14	Springfield, Mo.	W	4-1
3/31/15	Fayetteville, Ark.	L	2-0
6/5/15	Fayetteville, Ark.+	W	18-4
6/6/15	Fayetteville, Ark.+	L	3-1
6/7/15	Fayetteville, Ark.+	W	3-2
5/3/16	Springfield, Mo.	L	14-6
5/17/16	Fayetteville, Ark.	L	8-2
4/11/17	Springfield, Mo.	W	12-4
6/3/17	Fayetteville, Ark.+	L	5-4
6/4/17	Fayetteville, Ark.+	W	11-10
6/5/17	Fayetteville, Ark.+	L	3-2
4/17/18	Fayetteville, Ark.	W	11-7
3/26/19	Springfield, Mo.	W	8-2

MISSOURI-ST. LOUIS

Overall Series Record: 2-0
 Record in Fayetteville, Ark.: 2-0

DATE	SITE	W/L	SCORE
3/31/87	Fayetteville, Ark.	W	11-2
3/31/87	Fayetteville, Ark.	W	14-2

MISSOURI VALLEY

Overall Series Record: 1-0
 Record in Fayetteville, Ark.: 1-0

DATE	SITE	W/L	SCORE
2/27/02	Fayetteville, Ark.	W	7-1

MISSOURI WESTERN

Overall Series Record: 17-1
 Record in Fayetteville, Ark.: 17-1

DATE	SITE	W/L	SCORE
4/7/72	Fayetteville, Ark.	W	8-5
4/7/72	Fayetteville, Ark.	W	4-3
3/5/74	Fayetteville, Ark.	W	4-0
3/5/74	Fayetteville, Ark.	W	5-2
3/21/78	Fayetteville, Ark.	W	6-3
3/21/78	Fayetteville, Ark.	L	9-8
3/19/79	Fayetteville, Ark.	W	13-0
3/19/79	Fayetteville, Ark.	W	7-6 (11)
3/16/81	Fayetteville, Ark.	W	15-2
3/16/81	Fayetteville, Ark.	W	10-0
3/14/82	Fayetteville, Ark.	W	11-1
3/15/82	Fayetteville, Ark.	W	11-0
3/15/82	Fayetteville, Ark.	W	7-0
3/14/83	Fayetteville, Ark.	W	9-4
3/14/83	Fayetteville, Ark.	W	13-2
3/18/85	Fayetteville, Ark.	W	10-0
3/18/85	Fayetteville, Ark.	W	4-0
3/11/86	Fayetteville, Ark.	W	12-0

MORNINGSIDE

Overall Series Record: 1-1
 Record in Fayetteville, Ark.: 1-1

DATE	SITE	W/L	SCORE
4/5/68	Fayetteville, Ark.	L	13-12
4/6/68	Fayetteville, Ark.	W	29-4

MURRAY STATE

Overall Series Record: 2-0
 Record in Fayetteville, Ark.: 2-0

DATE	SITE	W/L	SCORE
5/2/86	Fayetteville, Ark.	W	9-3
5/3/86	Fayetteville, Ark.	W	3-2

NAVY

Overall Series Record: 2-0
 Record at Neutral Sites: 2-0

DATE	SITE	W/L	SCORE
2/28/97	Millington, Texas	W	6-4
2/21/03	Memphis, Tenn.	W	8-1

NEBRASKA

Overall Series Record: 10-11
 Record in Fayetteville, Ark.: 8-7
 Record in Lincoln, Neb.: 1-3
 Record at Neutral Sites: 1-1

DATE	SITE	W/L	SCORE
3/24/75	Fayetteville, Ark.	W	15-6
3/24/75	Fayetteville, Ark.	W	10-4
3/25/75	Fayetteville, Ark.	L	5-4
3/25/75	Fayetteville, Ark.	W	4-2
3/13/88	Fayetteville, Ark.	W	7-4
3/13/88	Fayetteville, Ark.	L	8-5

3/12/89	Fayetteville, Ark.	W	4-1
3/6/91	Fayetteville, Ark.	W	4-3
3/6/91	Fayetteville, Ark.	L	5-3
2/20/00	Arlington, Texas	L	13-2
3/14/00	Fayetteville, Ark.	L	10-4
3/15/00	Fayetteville, Ark.	L	10-3
3/18/08	Lincoln, Neb.	L	6-1
3/19/08	Lincoln, Neb.	W	9-4
3/17/09	Fayetteville, Ark.	W	7-3
3/18/09	Fayetteville, Ark.	L	7-4
4/16/13	Lincoln, Neb.	L	3-0
4/16/13	Lincoln, Neb.	L	4-2
4/1/14	Fayetteville, Ark.	W	4-3
4/2/14	Fayetteville, Ark.	L	6-4
3/4/17	Frisco, Texas	W	15-5

NEBRASKA-KEARNEY

Overall Series Record: 1-1
 Record in Fayetteville, Ark.: 1-1

DATE	SITE	W/L	SCORE
4/4/70	Fayetteville, Ark.	W	5-0
4/4/70	Fayetteville, Ark.	L	4-0

NEVADA

Overall Series Record: 1-0
 Record in Fayetteville, Ark.: 1-0

DATE	SITE	W/L	SCORE
3/21/12	Fayetteville, Ark.	W	10-2

NEW MEXICO

Overall Series Record: 7-2
 Record in Fayetteville, Ark.: 3-1
 Record in Las Cruces, N.M.: 1-0
 Record at Neutral Sites: 3-1

DATE	SITE	W/L	SCORE
3/17/73	Las Cruces, N.M.	W	8-4
2/27/04	College Station, Texas	L	3-1
2/28/04	College Station, Texas	W	13-3
2/29/04	College Station, Texas	W	5-2
4/13/10	Fayetteville, Ark.	W	4-3 (11)
4/14/10	Fayetteville, Ark.	W	5-4
6/4/11	Tempe, Ariz.+	W	3-0
4/9/13	Fayetteville, Ark.	L	3-0
4/9/13	Fayetteville, Ark.	W	4-3

NEW MEXICO STATE

Overall Series Record: 2-0
 Record in Las Cruces, N.M.: 1-0
 Record at Neutral Sites: 1-0

DATE	SITE	W/L	SCORE
3/17/73	Las Cruces, N.M.	W	8-4
3/14/91	Shreveport, La.	W	8-3

NEW ORLEANS

Overall Series Record: 3-2
 Record in Fayetteville, Ark.: 3-0
 Record in New Orleans, La.: 0-1
 Record at Neutral Sites: 0-1

DATE	SITE	W/L	SCORE
3/15/91	Shreveport, La.	L	3-2
3/1/98	New Orleans, La.	L	13-6
2/19/13	Fayetteville, Ark.	W	14-0 (7)
2/19/13	Fayetteville, Ark.	W	3-0
3/22/17	Fayetteville, Ark.	W	5-2

NICHOLLS STATE

Overall Series Record: 0-1
 Record in Thibodaux, La.: 0-1

DATE	SITE	W/L	SCORE
2/25/86	Thibodaux, La.	L	5-3

NORTH CAROLINA

Overall Series Record: 1-0
 Record at Neutral Sites: 1-0

DATE	SITE	W/L	SCORE
6/4/89	Omaha, Neb.+	W	7-3

NORTH DAKOTA

Overall Series Record: 3-0
 Record in Fayetteville, Ark.: 3-0

DATE	SITE	W/L	SCORE
2/13/15	Fayetteville, Ark.	W	11-4
2/14/15	Fayetteville, Ark.	W	13-2
2/14/15	Fayetteville, Ark.	W	12-1

**NORTH DAKOTA STATE**

Overall Series Record: 2-0
Record in Fayetteville, Ark.: 2-0

DATE	SITE	W/L	SCORE
3/17/82	Fayetteville, Ark.	W	10-2
3/17/82	Fayetteville, Ark.	W	10-1

NORTHEASTERN (OKLA.) STATE

Overall Series Record: 25-2
Record in Fayetteville, Ark.: 25-2

DATE	SITE	W/L	SCORE
1972	Fayetteville, Ark.	L	5-4
1972	Fayetteville, Ark.	W	2-0
3/2/74	Fayetteville, Ark.	W	8-4
3/2/74	Fayetteville, Ark.	W	4-1
3/4/75	Fayetteville, Ark.	W	7-6
3/4/75	Fayetteville, Ark.	W	8-6
4/3/75	Fayetteville, Ark.	W	9-2
4/3/75	Fayetteville, Ark.	W	4-0
2/28/76	Fayetteville, Ark.	W	2-0
2/28/76	Fayetteville, Ark.	W	7-6
2/19/77	Fayetteville, Ark.	W	11-2
2/19/77	Fayetteville, Ark.	W	5-0
3/2/77	Fayetteville, Ark.	W	11-0
2/26/82	Fayetteville, Ark.	W	5-0
2/26/82	Fayetteville, Ark.	W	7-1
2/22/83	Fayetteville, Ark.	W	19-3
4/21/86	Fayetteville, Ark.	W	15-4
4/19/89	Fayetteville, Ark.	W	9-8
4/17/90	Fayetteville, Ark.	W	12-5
2/12/91	Fayetteville, Ark.	W	6-2
4/14/92	Fayetteville, Ark.	W	6-5
3/25/93	Fayetteville, Ark.	W	5-2
4/21/93	Fayetteville, Ark.	L	9-7
4/27/94	Fayetteville, Ark.	W	4-0
3/29/95	Fayetteville, Ark.	W	11-0
5/1/96	Fayetteville, Ark.	W	7-3
4/16/97	Fayetteville, Ark.	W	24-3

NORTHERN COLORADO

Overall Series Record: 7-1
Record in Fayetteville, Ark.: 7-1

DATE	SITE	W/L	SCORE
4/5/05	Fayetteville, Ark.	W	9-3
4/6/05	Fayetteville, Ark.	W	7-4
4/18/06	Fayetteville, Ark.	W	2-1
4/19/06	Fayetteville, Ark.	L	4-2
4/3/07	Fayetteville, Ark.	W	14-6
4/4/07	Fayetteville, Ark.	W	9-7
4/22/08	Fayetteville, Ark.	W	9-2
4/23/08	Fayetteville, Ark.	W	9-1

NORTHERN ILLINOIS

Overall Series Record: 3-0
Record in Fayetteville, Ark.: 3-0

DATE	SITE	W/L	SCORE
3/20/93	Fayetteville, Ark.	W	12-2
3/21/93	Fayetteville, Ark.	W	11-3
3/21/93	Fayetteville, Ark.	W	11-5

NORTHERN IOWA

Overall Series Record: 5-0
Record in Fayetteville, Ark.: 5-0

DATE	SITE	W/L	SCORE
3/13/87	Fayetteville, Ark.	W	10-3
3/21/88	Fayetteville, Ark.	W	6-0
3/22/88	Fayetteville, Ark.	W	17-0
3/22/88	Fayetteville, Ark.	W	15-2
3/20/89	Fayetteville, Ark.	W	14-4

NORTH TEXAS

Overall Series Record: 11-0
Record in Fayetteville, Ark.: 11-0

DATE	SITE	W/L	SCORE
4/13/78	Fayetteville, Ark.	W	4-0
4/13/78	Fayetteville, Ark.	W	12-0
4/14/78	Fayetteville, Ark.	W	9-0
4/14/78	Fayetteville, Ark.	W	6-0
2/15/86	Fayetteville, Ark.	W	10-0
2/15/86	Fayetteville, Ark.	W	9-0
2/16/86	Fayetteville, Ark.	W	26-1
3/8/87	Fayetteville, Ark.	W	13-4
3/6/88	Fayetteville, Ark.	W	10-1
3/7/88	Fayetteville, Ark.	W	5-4
3/7/88	Fayetteville, Ark.	W	6-5

NORTHWESTERN STATE

Overall Series Record: 18-3
Record in Fayetteville, Ark.: 10-2
Record in Natchitoches, La.: 5-1
Record at Neutral Sites: 3-0

DATE	SITE	W/L	SCORE
1960	Natchitoches, La.	W	4-3
4/20/62	Monroe, La.	W	13-8
4/21/62	Monroe, La.	W	8-4
4/25/62	Natchitoches, La.	L	4-2
4/26/62	Natchitoches, La.	W	2-1
3/17/89	Shreveport, La.	W	3-2
2/29/92	Fayetteville, Ark.	W	6-5 (11)
2/29/92	Fayetteville, Ark.	W	7-2
5/2/95	Fayetteville, Ark.	W	5-2
2/16/96	Natchitoches, La.	W	13-6
2/17/96	Natchitoches, La.	W	14-5
2/18/96	Natchitoches, La.	W	10-5
3/25/97	Fayetteville, Ark.	W	5-4
3/26/97	Fayetteville, Ark.	W	13-8
2/27/01	Fayetteville, Ark.	L	8-4
2/21/12	Fayetteville, Ark.	W	8-7
2/22/12	Fayetteville, Ark.	W	6-2
4/22/14	Fayetteville, Ark.	W	8-1
4/22/14	Fayetteville, Ark.	W	15-3
4/23/19	Fayetteville, Ark.	W	19-2 (8)
4/24/19	Fayetteville, Ark.	L	10-7

NORTHWEST MISSOURI STATE

Overall Series Record: 9-1-1
Record in Fayetteville, Ark.: 9-1-1

DATE	SITE	W/L	SCORE
3/6/78	Fayetteville, Ark.	W	7-6
3/6/78	Fayetteville, Ark.	L	4-2
3/10/80	Fayetteville, Ark.	W	11-6
3/10/80	Fayetteville, Ark.	W	7-1
3/7/82	Fayetteville, Ark.	W	3-1
3/7/82	Fayetteville, Ark.	W	4-1
3/8/82	Fayetteville, Ark.	W	3-0
3/8/82	Fayetteville, Ark.	T	7-7
3/3/85	Fayetteville, Ark.	W	11-3
3/8/90	Fayetteville, Ark.	W	17-9
3/13/91	Fayetteville, Ark.	W	7-5

NORTHWOOD INSTITUTE

Overall Series Record: 1-0
Record in Fayetteville, Ark.: 1-0

DATE	SITE	W/L	SCORE
3/4/90	Fayetteville, Ark.	W	9-1

NOTRE DAME

Overall Series Record: 2-1
Record in Fayetteville, Ark.: 1-0
Record at Neutral Sites: 1-1

DATE	SITE	W/L	SCORE
3/17/73	Las Cruces, N.M.	W	6-5
3/17/83	Fayetteville, Ark.	W	5-0
2/28/97	Millington, Texas	L	8-5

OHIO STATE

Overall Series Record: 1-0
Record at Neutral Sites: 1-0

DATE	SITE	W/L	SCORE
3/2/08	College Station, Texas	W	8-6

OKLAHOMA

Overall Series Record: 14-11
Record in Fayetteville, Ark.: 6-2
Record in Norman, Okla.: 7-9
Record at Neutral Sites: 1-0

DATE	SITE	W/L	SCORE
5/11/70	Fayetteville, Ark.	L	2-1
5/11/70	Fayetteville, Ark.	W	5-2
5/2/72	Norman, Okla.	L	3-2
5/2/72	Norman, Okla.	L	4-3
4/11/77	Norman, Okla.	W	5-2
4/11/77	Norman, Okla.	L	4-3
3/5/83	Norman, Okla.	L	11-4
3/5/83	Norman, Okla.	W	14-3
3/6/83	Norman, Okla.	W	7-2
4/15/87	Fayetteville, Ark.	W	12-11
4/12/88	Norman, Okla.	L	11-3
4/26/89	Fayetteville, Ark.	L	3-2
3/20/91	Norman, Okla.	W	11-2
3/23/93	Fayetteville, Ark.	W	8-0

SERIES HISTORY ||

4/6/94	Norman, Okla.	L	11-2
2/27/96	Fayetteville, Ark.	W	9-8
4/10/01	Norman, Okla.	W	5-4
3/12/02	Norman, Okla.	L	7-1
4/9/02	Fayetteville, Ark.	W	9-6
5/31/02	Wichita, Kan.+	W	8-5
4/28/09	Fayetteville, Ark.	W	8-7 (10)
5/30/09	Norman, Okla.+	W	17-6
5/31/09	Norman, Okla.+	W	11-0
5/18/10	Norman, Okla.	L	5-2
4/10/12	Norman, Okla.	L	4-0

OKLAHOMA BAPTIST

Overall Series Record: 6-3
Record in Fayetteville, Ark.: 4-2
Record in Shawnee, Okla.: 2-1

DATE	SITE	W/L	SCORE
4/29/67	Fayetteville, Ark.	W	2-1
4/29/67	Fayetteville, Ark.	W	6-0
4/22/68	Fayetteville, Ark.	L	12-0
4/22/68	Fayetteville, Ark.	W	4-3
4/18/69	Shawnee, Okla.	W	5-2
4/13/70	Fayetteville, Ark.	W	9-6
4/13/70	Fayetteville, Ark.	L	9-4
3/20/71	Shawnee, Okla.	W	13-3
3/20/71	Shawnee, Okla.	L	4-2

OKLAHOMA CHRISTIAN

Overall Series Record: 1-0
Record in Fayetteville, Ark.: 1-0

DATE	SITE	W/L	SCORE
5/6/85	Fayetteville, Ark.	W	14-4

OKLAHOMA CITY

Overall Series Record: 23-1
Record in Fayetteville, Ark.: 15-0
Record in Oklahoma City, Okla.: 8-1

DATE	SITE	W/L	SCORE
4/7/61	Oklahoma City, Okla.	W	9-2
4/9/68	Fayetteville, Ark.	W	12-3
4/19/69	Oklahoma City, Okla.	W	2-0
4/21/70	Fayetteville, Ark.	W	9-4
4/21/70	Fayetteville, Ark.	W	9-3
4/19/71	Oklahoma City, Okla.	W	11-0
4/19/71	Oklahoma City, Okla.	W	13-1
1973	Oklahoma City, Okla.	W	6-1
1973	Oklahoma City, Okla.	W	10-0
4/21/73	Fayetteville, Ark.	W	8-2
4/21/73	Fayetteville, Ark.	W	3-2
4/2/74	Oklahoma City, Okla.	L	5-4
4/2/74	Oklahoma City, Okla.	W	9-0
3/6/83	Oklahoma City, Okla.	W	13-4
2/16/85	Fayetteville, Ark.	W	4-0
2/16/85	Fayetteville, Ark.	W	20-13
2/17/85	Fayetteville, Ark.	W	5-2
2/13/96	Fayetteville, Ark.	W	11-9
2/19/97	Fayetteville, Ark.	W	14-6
3/4/98	Fayetteville, Ark.	W	9-6
2/23/99	Fayetteville, Ark.	W	10-8
2/22/00	Fayetteville, Ark.	W	7-3
2/21/01	Fayetteville, Ark.	W	14-4
2/12/02	Fayetteville, Ark.	W	5-4

OKLAHOMA STATE

Overall Series Record: 18-25
Record in Fayetteville, Ark.: 9-9
Record in Stillwater, Okla.: 7-10
Record at Neutral Sites: 2-6

DATE	SITE	W/L	SCORE
4/15/70	Fayetteville, Ark.	W	5-3
4/15/70	Fayetteville, Ark.	W	3-1
4/21/71	Stillwater, Okla.	L	6-4
4/21/71	Stillwater, Okla.	L	7-4
4/29/80	Tulsa, Okla.	W	7-6
2/21/81	Fayetteville, Ark.	L	5-4 (11)
3/26/85	Stillwater, Okla.	L	3-1
4/2/85	Fayetteville, Ark.	L	14-6
4/1/86	Fayetteville, Ark.	L	11-9
4/15/86	Stillwater, Okla.	L	8-7
3/25/87	Stillwater, Okla.	L	8-1
4/21/87	Fayetteville, Ark.	W	9-8
3/19/88	Shreveport, La.	W	5-4
4/11/88	Stillwater, Okla.	L	6-5
5/28/88	Stillwater, Okla.+	L	13-7
3/18/89	Shreveport, La.	L	10-2
4/4/89	Stillwater, Okla.	W	10-4

II SERIES HISTORY



5/10/89	Fayetteville, Ark.	W	10-6
4/24/90	Stillwater, Okla.	W	7-5
3/19/91	Stillwater, Okla.	L	9-5
4/9/91	Fayetteville, Ark.	W	9-4
3/31/92	Fayetteville, Ark.	L	7-4
4/19/93	Fayetteville, Ark.	W	4-1
4/26/93	Stillwater, Okla.	L	4-1
3/15/94	Fayetteville, Ark.	W	10-5
3/23/94	Stillwater, Okla.	W	13-9
3/20/95	Stillwater, Okla.	L	18-6
3/22/95	Fayetteville, Ark.	L	22-9
5/23/96	Lubbock, Texas+	L	6-5
4/1/98	Tulsa, Okla.	L	7-3
3/21/00	Stillwater, Okla.	W	10-8
3/28/00	Fayetteville, Ark.	L	2-1
4/24/01	Tulsa, Okla.	L	6-5
4/20/04	Fayetteville, Ark.	W	5-2
3/8/05	Stillwater, Okla.	W	11-7
2/11/06	Mobile, Ala.	W	3-0
6/4/06	Fayetteville, Ark.+	L	6-5
6/2/07	Fayetteville, Ark.+	L	14-3
6/3/07	Fayetteville, Ark.+	L	7-6
5/30/15	Stillwater, Okla.+	W	7-5
3/29/16	Stillwater, Okla.	L	5-4
4/26/16	Fayetteville, Ark.	W	7-6
3/5/17	Frisco, Texas	L	8-3

OLE MISS

Overall Series Record: 51-51
 Record in Fayetteville, Ark.: 24-22
 Record in Oxford, Miss.: 21-24
 Record at Neutral Sites: 6-5

DATE	SITE	W/L	SCORE
4/11/82	Fayetteville, Ark.	W	7-2
5/9/92	Fayetteville, Ark.	L	8-4
5/9/92	Fayetteville, Ark.	W	15-3
5/10/92	Fayetteville, Ark.	W	10-0
5/15/93	Oxford, Miss.	W	8-7
5/15/93	Oxford, Miss.	W	5-1
5/16/93	Oxford, Miss.	L	3-1
5/13/94	Fayetteville, Ark.	L	12-6
5/14/94	Fayetteville, Ark.	L	7-2
5/15/94	Fayetteville, Ark.	W	8-5
5/12/95	Oxford, Miss.	L	3-1
5/13/95	Oxford, Miss.	L	11-2
5/14/95	Oxford, Miss.	W	5-4
5/18/95	Starkville, Miss.!	W	5-2
5/10/96	Oxford, Miss.	W	18-4
5/11/96	Oxford, Miss.	L	3-2
5/12/96	Oxford, Miss.	W	8-3
4/11/97	Fayetteville, Ark.	W	14-13 (10)
4/12/97	Fayetteville, Ark.	W	12-7
4/13/97	Fayetteville, Ark.	W	8-6
3/27/98	Oxford, Miss.	W	12-10
3/28/98	Oxford, Miss.	W	16-8
3/29/98	Oxford, Miss.	L	13-10
5/7/99	Fayetteville, Ark.	W	8-1
5/8/99	Fayetteville, Ark.	W	9-4
5/9/99	Fayetteville, Ark.	W	7-4
5/12/00	Oxford, Miss.	W	6-1
5/13/00	Oxford, Miss.	L	12-5
5/14/00	Oxford, Miss.	W	8-1
4/6/01	Fayetteville, Ark.	W	3-2
4/7/01	Fayetteville, Ark.	L	11-6
4/8/01	Fayetteville, Ark.	W	10-3
5/10/02	Oxford, Miss.	W	5-4
5/11/02	Oxford, Miss.	W	11-5
5/12/02	Oxford, Miss.	W	10-8
5/2/03	Fayetteville, Ark.	L	5-2
5/3/03	Fayetteville, Ark.	W	7-6
5/4/03	Fayetteville, Ark.	W	6-3
5/23/03	Hoover, Ala.!	L	8-7 (11)
5/7/04	Oxford, Miss.	L	1-0
5/8/04	Oxford, Miss.	W	3-1
5/9/04	Oxford, Miss.	L	5-3
5/27/04	Hoover, Ala.!	W	4-3
5/20/05	Fayetteville, Ark.	L	5-3
5/21/05	Fayetteville, Ark.	L	10-2
5/22/05	Fayetteville, Ark.	L	9-1
5/12/06	Oxford, Miss.	W	12-3
5/13/06	Oxford, Miss.	L	7-3
5/14/06	Oxford, Miss.	L	5-4
5/24/06	Hoover, Ala.!	L	9-4
3/2/07	Minneapolis, Minn.	L	5-4
5/17/07	Fayetteville, Ark.	L	5-4
5/18/07	Fayetteville, Ark.	W	4-3 (10)
5/19/07	Fayetteville, Ark.	L	5-0
4/25/08	Oxford, Miss.	L	12-4
4/26/08	Oxford, Miss.	W	13-11 (10)

4/27/08	Oxford, Miss.	W	12-4
5/14/09	Fayetteville, Ark.	L	7-5
5/15/09	Fayetteville, Ark.	L	9-3
5/16/09	Fayetteville, Ark.	L	16-3
5/7/10	Oxford, Miss.	W	11-4
5/8/10	Oxford, Miss.	L	3-2
5/9/10	Oxford, Miss.	W	7-0
5/19/11	Fayetteville, Ark.	L	2-1
5/21/11	Fayetteville, Ark.	W	2-0
5/21/11	Fayetteville, Ark.	W	5-3
4/21/12	Oxford, Miss.	L	8-2
4/21/12	Oxford, Miss.	L	1-0
4/22/12	Oxford, Miss.	W	11-3
5/23/12	Hoover, Ala.!	L	2-0
3/15/13	Fayetteville, Ark.	L	7-1
3/16/13	Fayetteville, Ark.	W	10-1
3/17/13	Fayetteville, Ark.	L	6-4 (13)
5/22/13	Hoover, Ala.!	W	2-1 (10)
5/2/14	Oxford, Miss.	L	3-2
5/3/14	Oxford, Miss.	L	7-4
5/4/14	Oxford, Miss.	W	11-1
5/21/14	Hoover, Ala.!	W	2-1
5/23/14	Hoover, Ala.!	W	8-7
3/26/15	Fayetteville, Ark.	W	10-3
3/27/15	Fayetteville, Ark.	L	5-4
3/28/15	Fayetteville, Ark.	W	5-2
4/8/16	Oxford, Miss.	L	7-3
4/9/16	Oxford, Miss.	L	14-9
4/10/16	Oxford, Miss.	L	8-7
4/27/17	Fayetteville, Ark.	L	9-1
4/28/17	Fayetteville, Ark.	L	4-1
4/28/17	Fayetteville, Ark.	W	7-4
3/29/18	Oxford, Miss.	W	6-4
3/30/18	Oxford, Miss.	L	5-4
3/31/18	Oxford, Miss.	L	11-10
3/29/19	Fayetteville, Ark.	W	5-3
3/30/19	Fayetteville, Ark.	L	4-3
3/31/19	Fayetteville, Ark.	L	17-7
5/22/19	Hoover, Ala.!	W	5-3
5/24/19	Hoover, Ala.!	L	3-2
6/8/19	Fayetteville, Ark.+	W	11-2
6/9/19	Fayetteville, Ark.+	L	13-5
6/10/19	Fayetteville, Ark.+	W	14-1

OMAHA

Overall Series Record: 0-2
 Record in Fayetteville, Ark.: 0-2

DATE	SITE	W/L	SCORE
4/13/65	Fayetteville, Ark.	L	9-7
4/13/65	Fayetteville, Ark.	L	6-3

ORAL ROBERTS

Overall Series Record: 70-35
 Record in Fayetteville, Ark.: 39-14
 Record in Tulsa, Okla.: 28-20
 Record at Neutral Sites: 3-1

DATE	SITE	W/L	SCORE
4/29/70	Fayetteville, Ark.	W	7-0
4/29/70	Fayetteville, Ark.	W	8-0
4/27/71	Tulsa, Okla.	W	6-1
4/27/71	Tulsa, Okla.	L	6-4
5/4/71	Fayetteville, Ark.	W	12-11
5/4/71	Fayetteville, Ark.	L	5-2
3/25/72	Tulsa, Okla.	L	8-4
3/25/72	Tulsa, Okla.	W	2-1
1973	Tulsa, Okla.	W	5-4
1973	Tulsa, Okla.	L	2-0
3/27/74	Tulsa, Okla.	W	1-0
3/27/74	Tulsa, Okla.	L	1-0
4/15/75	Fayetteville, Ark.	W	5-1
4/15/75	Fayetteville, Ark.	W	4-2
3/30/76	Tulsa, Okla.	W	6-5
3/30/76	Tulsa, Okla.	L	6-3
2/22/77	Fayetteville, Ark.	W	7-0
2/22/77	Fayetteville, Ark.	L	2-0
4/17/79	Tulsa, Okla.	L	5-2
3/11/80	Fayetteville, Ark.	L	7-3
3/11/80	Fayetteville, Ark.	L	5-0
5/3/80	Tulsa, Okla.	W	4-2
5/22/80	Tulsa, Okla.+	W	3-2
3/10/81	Fayetteville, Ark.	L	6-3
3/10/81	Fayetteville, Ark.	L	11-6
5/1/81	Tulsa, Okla.	W	8-6
5/2/81	Tulsa, Okla.	L	5-1
5/2/81	Tulsa, Okla.	L	8-2
5/8/82	Fayetteville, Ark.	W	10-3
5/8/82	Fayetteville, Ark.	L	9-1
5/9/82	Tulsa, Okla.	L	9-4

5/9/82	Tulsa, Okla.	W	10-4
5/6/83	Fayetteville, Ark.	W	6-3
5/6/83	Fayetteville, Ark.	W	11-3
5/7/83	Tulsa, Okla.	L	8-3
5/7/83	Tulsa, Okla.	W	4-1
5/26/83	Stillwater, Okla.+	L	7-6
5/4/84	Fayetteville, Ark.	W	13-1
5/4/84	Fayetteville, Ark.	W	12-4
5/5/84	Tulsa, Okla.	L	9-8
5/5/84	Tulsa, Okla.	W	3-1
5/9/85	Fayetteville, Ark.	W	6-4
5/10/85	Fayetteville, Ark.	W	5-1
5/11/85	Fayetteville, Ark.	W	9-5
5/8/86	Fayetteville, Ark.	W	7-5
5/9/86	Tulsa, Okla.	W	15-6
5/12/86	Tulsa, Okla.	W	9-8 (12)
5/7/87	Fayetteville, Ark.	W	14-4
5/8/87	Fayetteville, Ark.	W	17-5
5/10/87	Tulsa, Okla.	L	10-2
5/15/88	Fayetteville, Ark.	W	18-7
5/16/88	Tulsa, Okla.	L	11-3
4/23/90	Fayetteville, Ark.	W	10-3
2/21/91	Fayetteville, Ark.	W	2-1
3/25/92	Fayetteville, Ark.	L	5-3
3/31/93	Fayetteville, Ark.	W	13-5
4/20/93	Tulsa, Okla.	W	16-1
3/30/94	Tulsa, Okla.	L	8-7
3/31/94	Fayetteville, Ark.	W	7-4
4/12/94	Tulsa, Okla.	L	3-1
4/20/94	Fayetteville, Ark.	L	12-2
3/21/95	Tulsa, Okla.	W	7-0
4/4/95	Tulsa, Okla.	W	8-2 (11)
4/25/95	Tulsa, Okla.	L	5-0
4/26/95	Fayetteville, Ark.	W	9-1
2/20/96	Fayetteville, Ark.	W	19-7
4/2/96	Tulsa, Okla.	W	3-2
4/10/96	Tulsa, Okla.	L	8-7 (10)
4/24/96	Fayetteville, Ark.	W	18-5
4/22/97	Tulsa, Okla.	W	11-6
4/23/97	Fayetteville, Ark.	W	15-5
4/15/98	Fayetteville, Ark.	W	19-7
4/22/98	Tulsa, Okla.	W	8-5
4/14/99	Tulsa, Okla.	W	15-6
4/21/99	Fayetteville, Ark.	L	12-5
4/11/00	Tulsa, Okla.	W	5-4
4/18/00	Fayetteville, Ark.	L	8-4
4/17/01	Tulsa, Okla.	W	4-2
5/1/01	Fayetteville, Ark.	W	10-0
4/16/02	Tulsa, Okla.	W	14-0
4/30/02	Fayetteville, Ark.	W	6-3
6/1/02	Wichita, Kan.+	W	7-6
6/2/02	Wichita, Kan.+	W	11-6
4/1/03	Fayetteville, Ark.	W	9-3
4/15/03	Tulsa, Okla.	W	8-2
4/13/04	Fayetteville, Ark.	L	6-4
4/27/04	Tulsa, Okla.	W	8-4
4/12/05	Tulsa, Okla.	W	15-8
4/26/05	Fayetteville, Ark.	W	5-2
5/2/06	Tulsa, Okla.	L	5-4
6/2/06	Fayetteville, Ark.+	W	4-3 (11)
3/13/07	Fayetteville, Ark.	L	10-2
3/27/07	Tulsa, Okla.	L	5-3
4/8/08	Fayetteville, Ark.	L	9-4
4/15/08	Tulsa, Okla.	L	12-2
4/21/09	Tulsa, Okla.	W	9-6
5/12/09	Fayetteville, Ark.	W	3-2
4/20/10	Fayetteville, Ark.	W	9-5
4/19/11	Tulsa, Okla.	W	6-5
4/24/12	Fayetteville, Ark.	W	6-1
5/29/15	Stillwater, Okla.+	W	8-6
6/2/17	Fayetteville, Ark.+	W	3-0
6/4/17	Fayetteville, Ark.+	W	4-3
6/1/18	Fayetteville, Ark.+	W	10-2
4/9/19	Fayetteville, Ark.	W	15-8

OREGON STATE

Overall Series Record: 3-3
 Record at Neutral Sites: 3-3

DATE	SITE	W/L	SCORE
5/22/86	Stillwater, Okla.+	W	4-3
5/24/86	Stillwater, Okla.+	L	1-0
3/17/95	San Jose, Calif.	W	5-4
6/26/18	Omaha, Neb.+	W	4-1
6/27/18	Omaha, Neb.+	L	5-3
6/28/18	Omaha, Neb.+	L	5-0

HISTORY AND RECORDS



SERIES HISTORY ||

PACIFIC

Overall Series Record: 0-1
Record at Neutral Sites: 0-1

DATE	SITE	W/L	SCORE
3/3/13	Surprise, Ariz.	L	4-3

PACIFIC LUTHERAN

Overall Series Record: 1-0
Record at Neutral Sites: 1-0

DATE	SITE	W/L	SCORE
3/15/92	Seattle, Wash.	W	8-1

PENN STATE

Overall Series Record: 1-0
Record at Neutral Sites: 1-0

DATE	SITE	W/L	SCORE
3/1/89	Lakeland, Fla.	W	2-1

PEPPERDINE

Overall Series Record: 1-1
Record at Neutral Sites: 1-1

DATE	SITE	W/L	SCORE
6/1/79	Omaha, Neb.+	W	5-4
5/30/08	Palo Alto, Calif.+	L	4-3

PITTSBURG STATE

Overall Series Record: 15-0
Record in Fayetteville, Ark.: 11-0
Record in Pittsburg, Kan.: 4-0

DATE	SITE	W/L	SCORE
4/7/62	Fayetteville, Ark.	W	5-1
4/7/62	Fayetteville, Ark.	W	11-3
4/30/63	Pittsburg, Kan.	W	9-4
4/30/63	Pittsburg, Kan.	W	2-1
1967	Fayetteville, Ark.	W	8-1
1967	Fayetteville, Ark.	W	6-2
4/27/68	Pittsburg, Kan.	W	8-4
4/27/68	Pittsburg, Kan.	W	3-0
4/17/71	Fayetteville, Ark.	W	6-0
4/17/71	Fayetteville, Ark.	W	11-1
4/11/72	Fayetteville, Ark.	W	5-0
4/11/72	Fayetteville, Ark.	W	9-0
3/5/96	Fayetteville, Ark.	W	10-5
2/18/98	Fayetteville, Ark.	W	13-4
4/17/02	Fayetteville, Ark.	W	5-1

PRINCETON

Overall Series Record: 1-0
Record in Fayetteville, Ark.: 1-0

DATE	SITE	W/L	SCORE
6/3/06	Fayetteville, Ark.+	W	6-2

RHODE ISLAND

Overall Series Record: 2-1
Record in Fayetteville, Ark.: 2-1

DATE	SITE	W/L	SCORE
3/10/17	Fayetteville, Ark.	W	5-2
3/10/17	Fayetteville, Ark.	W	3-2
3/12/17	Fayetteville, Ark.	L	3-0

RICE

Overall Series Record: 42-18-1
Record in Fayetteville, Ark.: 23-4-1
Record in Houston, Texas: 16-11
Record at Neutral Sites: 3-3

DATE	SITE	W/L	SCORE
4/2/71	Edinburg, Texas	L	5-2
4/3/71	Edinburg, Texas	L	4-3
4/6/74	Fayetteville, Ark.	L	6-5
4/6/74	Fayetteville, Ark.	W	6-3
4/6/74	Fayetteville, Ark.	W	9-7
4/4/75	Houston, Texas	W	5-0
4/5/75	Houston, Texas	L	5-1
4/5/75	Houston, Texas	L	9-0
4/16/76	Fayetteville, Ark.	W	4-1
4/17/76	Fayetteville, Ark.	W	4-1
4/17/76	Fayetteville, Ark.	W	1-0
4/15/77	Houston, Texas	L	8-3
4/16/77	Houston, Texas	W	7-1
4/16/77	Houston, Texas	W	9-4
3/10/78	Fayetteville, Ark.	W	6-0
3/11/78	Fayetteville, Ark.	W	1-0
3/11/78	Fayetteville, Ark.	W	6-0

3/9/79	Houston, Texas	W	6-3
3/10/79	Houston, Texas	W	7-2
3/10/79	Houston, Texas	W	12-3
4/11/80	Fayetteville, Ark.	W	14-6
4/12/80	Fayetteville, Ark.	W	5-2
4/12/80	Fayetteville, Ark.	L	9-8
3/27/81	Houston, Texas	W	3-2
3/28/81	Houston, Texas	L	5-4
3/28/81	Houston, Texas	L	4-3
5/16/81	Austin, Texas!	W	5-4
3/26/82	Fayetteville, Ark.	T	4-4 (11)
3/27/82	Fayetteville, Ark.	W	2-1
3/27/82	Fayetteville, Ark.	W	17-2
3/28/82	Fayetteville, Ark.	W	6-1
3/19/83	Houston, Texas	L	6-1
3/19/83	Houston, Texas	L	3-2 (12)
3/20/83	Houston, Texas	W	7-4 (10)
3/25/84	Fayetteville, Ark.	W	5-3
3/25/84	Fayetteville, Ark.	W	6-3
3/26/84	Fayetteville, Ark.	L	7-2
5/12/84	Austin, Texas!	L	8-1
3/17/85	Houston, Texas	W	8-4
3/17/85	Houston, Texas	L	13-2
3/15/86	Fayetteville, Ark.	W	6-0
3/15/86	Fayetteville, Ark.	W	10-5
3/15/86	Fayetteville, Ark.	W	15-7
4/24/87	Houston, Texas	W	4-3
4/25/87	Houston, Texas	W	5-1
4/25/87	Houston, Texas	W	3-0
5/13/88	Fayetteville, Ark.	W	6-1
5/14/88	Fayetteville, Ark.	W	10-1
5/14/88	Fayetteville, Ark.	W	9-8
4/21/89	Houston, Texas	W	10-2
4/22/89	Houston, Texas	L	3-1
4/22/89	Houston, Texas	W	8-4
4/20/90	Fayetteville, Ark.	W	9-1
4/21/90	Fayetteville, Ark.	L	2-1 (11)
4/21/90	Fayetteville, Ark.	W	6-5
5/17/90	Austin, Texas!	W	7-5
3/8/91	Houston, Texas	L	4-3
3/9/91	Houston, Texas	W	8-4
3/9/91	Houston, Texas	L	9-8
6/2/12	Houston, Texas+	W	1-0
2/26/16	Houston, Texas	W	5-2

SAINT LOUIS

Overall Series Record: 9-0
Record in Fayetteville, Ark.: 8-0
Record in St. Louis, Mo.: 1-0

DATE	SITE	W/L	SCORE
3/10/87	Fayetteville, Ark.	W	20-10
3/11/87	Fayetteville, Ark.	W	9-0
3/11/87	Fayetteville, Ark.	W	15-5
3/3/90	Fayetteville, Ark.	W	14-4
3/3/90	Fayetteville, Ark.	W	10-7
3/7/00	Fayetteville, Ark.	W	7-4
3/8/00	Fayetteville, Ark.	W	14-4
3/20/02	St. Louis, Mo.	W	6-4
4/7/10	Fayetteville, Ark.	W	32-8

SAM HOUSTON STATE

Overall Series Record: 2-0
Record at Neutral Sites: 2-0

DATE	SITE	W/L	SCORE
6/1/12	Houston, Texas+	W	5-4
6/3/12	Houston, Texas+	W	5-1

SAN DIEGO

Overall Series Record: 0-1
Record in San Diego, Calif.: 0-1

DATE	SITE	W/L	SCORE
2/25/18	San Diego, Calif.	L	7-6

SAN DIEGO STATE

Overall Series Record: 9-1
Record in Fayetteville, Ark.: 4-0
Record in San Diego, Calif.: 4-1
Record at Neutral Sites: 1-0

DATE	SITE	W/L	SCORE
3/3/01	Minneapolis, Minn.	W	6-4
3/10/11	San Diego, Calif.	W	12-4
3/11/11	San Diego, Calif.	W	11-6
3/12/11	San Diego, Calif.	L	3-2
3/13/11	San Diego, Calif.	W	5-2
3/7/13	Fayetteville, Ark.	W	2-0
3/8/13	Fayetteville, Ark.	W	4-3
3/9/13	Fayetteville, Ark.	W	8-2

3/9/13	Fayetteville, Ark.	W	4-1
2/24/18	San Diego, Calif.	W	5-2

SAN FRANCISCO

Overall Series Record: 0-1
Record at Neutral Sites: 0-1

DATE	SITE	W/L	SCORE
3/7/14	Berkeley, Calif.	L	2-1

SAN JOSE STATE

Overall Series Record: 2-0
Record in San Jose, Calif.: 2-0

DATE	SITE	W/L	SCORE
3/18/95	San Jose, Calif.	W	12-8
3/19/95	San Jose, Calif.	W	7-4

SANTA CLARA

Overall Series Record: 1-0
Record at Neutral Sites: 1-0

DATE	SITE	W/L	SCORE
3/17/95	San Jose, Calif.	W	10-3

SCHOOL OF THE OZARKS

Overall Series Record: 8-1
Record in Fayetteville, Ark.: 8-1

DATE	SITE	W/L	SCORE
3/23/84	Fayetteville, Ark.	W	6-2
3/19/85	Fayetteville, Ark.	W	4-3
3/19/85	Fayetteville, Ark.	W	6-0
4/20/87	Fayetteville, Ark.	W	12-1
3/22/89	Fayetteville, Ark.	W	14-5
3/22/89	Fayetteville, Ark.	W	10-0
4/4/90	Fayetteville, Ark.	L	5-1
2/19/91	Fayetteville, Ark.	W	15-5
3/26/92	Fayetteville, Ark.	W	13-3

SIENA

Overall Series Record: 3-0
Record in Fayetteville, Ark.: 3-0

DATE	SITE	W/L	SCORE
3/7/08	Fayetteville, Ark.	W	14-5
3/8/08	Fayetteville, Ark.	W	17-2
3/9/08	Fayetteville, Ark.	W	10-4

SIU-EDWARDSVILLE

Overall Series Record: 1-1
Record in Fayetteville, Ark.: 1-1

DATE	SITE	W/L	SCORE
3/29/76	Fayetteville, Ark.	L	5-2
3/29/76	Fayetteville, Ark.	W	7-3

SMU

Overall Series Record: 22-4
Record in Fayetteville, Ark.: 11-0
Record in Dallas, Texas: 11-4

DATE	SITE	W/L	SCORE
4/4/61	Dallas, Texas	L	7-1
4/5/61	Dallas, Texas	W	11-7
4/4/67	Fayetteville, Ark.	W	4-1
4/4/67	Fayetteville, Ark.	W	8-7
4/22/69	Dallas, Texas	L	8-3
1973	Dallas, Texas	W	3-1
1973	Dallas, Texas	W	4-3
3/15/74	Fayetteville, Ark.	W	4-2
3/16/74	Fayetteville, Ark.	W	11-3
3/16/74	Fayetteville, Ark.	W	6-2
1975	Dallas, Texas	W	4-1
3/26/76	Dallas, Texas	W	17-2
3/27/76	Dallas, Texas	W	10-1
3/27/76	Dallas, Texas	W	2-1
3/25/77	Fayetteville, Ark.	W	1-0
3/26/77	Fayetteville, Ark.	W	4-1
3/26/77	Fayetteville, Ark.	W	3-1
3/31/78	Dallas, Texas	W	5-2
4/1/78	Dallas, Texas	W	9-2
4/1/78	Dallas, Texas	W	6-4
3/30/79	Fayetteville, Ark.	W	3-1
3/31/79	Fayetteville, Ark.	W	3-1
3/31/79	Fayetteville, Ark.	W	9-2
2/29/80	Dallas, Texas	W	2-0
3/1/80	Dallas, Texas	L	2-1
3/1/80	Dallas, Texas	L	9-1

|| SERIES HISTORY



SOUTH ALABAMA

Overall Series Record: 3-2
Record in Fayetteville, Ark.: 1-2
Record in Mobile, Ala.: 2-0

DATE	SITE	W/L	SCORE
2/12/06	Mobile, Ala.	W	8-7
2/28/14	Fayetteville, Ark.	W	2-1
3/1/14	Fayetteville, Ark.	L	2-1
3/1/14	Fayetteville, Ark.	L	5-3
2/21/15	Mobile, Ala.	W	7-0

SOUTH CAROLINA

Overall Series Record: 42-34
Record in Fayetteville, Ark.: 22-12
Record in Columbia, S.C.: 14-16
Record at Neutral Sites: 6-6

DATE	SITE	W/L	SCORE
5/31/85	Omaha, Neb.+	W	1-0
3/28/92	Fayetteville, Ark.	W	8-3
3/28/92	Fayetteville, Ark.	W	7-2
3/29/92	Fayetteville, Ark.	L	20-11
5/13/92	New Orleans, La.!	W	8-6
5/15/92	New Orleans, La.!	L	9-5
4/3/93	Columbia, S.C.	L	18-11
4/3/93	Columbia, S.C.	L	8-1
4/4/93	Columbia, S.C.	L	5-3
3/29/96	Fayetteville, Ark.	W	8-1
3/30/96	Fayetteville, Ark.	W	2-1
3/31/96	Fayetteville, Ark.	L	13-2
3/28/97	Columbia, S.C.	W	11-8
3/29/97	Columbia, S.C.	L	14-9
3/30/97	Columbia, S.C.	W	30-7
3/6/98	Fayetteville, Ark.	W	11-1
3/8/98	Fayetteville, Ark.	W	17-16
5/14/99	Columbia, S.C.	W	8-2
5/15/99	Columbia, S.C.	L	16-6
5/16/99	Columbia, S.C.	W	13-5
5/5/00	Fayetteville, Ark.	L	8-2
5/6/00	Fayetteville, Ark.	W	11-10
5/7/00	Fayetteville, Ark.	W	9-3
3/9/01	Columbia, S.C.	L	16-5
3/10/01	Columbia, S.C.	L	7-4
3/11/01	Columbia, S.C.	L	9-3
4/5/02	Fayetteville, Ark.	W	7-4
4/6/02	Fayetteville, Ark.	W	8-7 (15)
5/22/02	Hoover, Ala.!	L	10-1
5/24/02	Hoover, Ala.!	L	4-1
3/14/03	Columbia, S.C.	L	7-2
3/16/03	Columbia, S.C.	W	2-1
3/16/03	Columbia, S.C.	W	4-1
3/26/04	Fayetteville, Ark.	W	5-3
3/27/04	Fayetteville, Ark.	W	5-4
3/28/04	Fayetteville, Ark.	L	10-2
5/29/04	Hoover, Ala.!	L	3-2
3/18/05	Columbia, S.C.	W	9-1
3/19/05	Columbia, S.C.	L	12-3
3/20/05	Columbia, S.C.	W	5-3
5/24/07	Hoover, Ala.!	W	6-0
5/26/07	Hoover, Ala.!	W	3-2
5/9/08	Fayetteville, Ark.	W	12-11
5/10/08	Fayetteville, Ark.	W	6-3
5/11/08	Fayetteville, Ark.	W	4-2
4/3/09	Columbia, S.C.	W	6-4
4/4/09	Columbia, S.C.	L	9-1
4/5/09	Columbia, S.C.	W	7-4
5/14/10	Fayetteville, Ark.	L	3-2
5/15/10	Fayetteville, Ark.	L	5-0
5/16/10	Fayetteville, Ark.	L	5-3
5/13/11	Columbia, S.C.	W	6-2
5/14/11	Columbia, S.C.	L	6-5
5/15/11	Columbia, S.C.	L	7-1
5/4/12	Fayetteville, Ark.	L	8-6 (10)
5/5/12	Fayetteville, Ark.	W	7-6
5/6/12	Fayetteville, Ark.	L	10-7
6/18/12	Omaha, Neb.+	W	2-1
6/21/12	Omaha, Neb.+	L	2-0
6/22/12	Omaha, Neb.+	L	3-2
3/22/13	Columbia, S.C.	W	15-3
3/23/13	Columbia, S.C.	W	4-2
3/24/13	Columbia, S.C.	W	5-3 (11)
4/4/14	Fayetteville, Ark.	L	2-1
4/4/14	Fayetteville, Ark.	W	4-1
4/5/14	Fayetteville, Ark.	W	7-0
3/18/16	Columbia, S.C.	L	10-6
3/19/16	Columbia, S.C.	L	6-2
3/20/16	Columbia, S.C.	L	8-6
4/12/18	Fayetteville, Ark.	L	3-2
4/14/18	Fayetteville, Ark.	W	2-0

4/14/18	Fayetteville, Ark.	W	3-0
5/23/18	Hoover, Ala.!	W	13-8
6/9/18	Fayetteville, Ark.+	W	9-3
6/10/18	Fayetteville, Ark.+	L	8-5
6/11/18	Fayetteville, Ark.+	W	14-4

SOUTH DAKOTA

Overall Series Record: 6-0
Record in Fayetteville, Ala.: 6-0

DATE	SITE	W/L	SCORE
4/13/79	Fayetteville, Ark.	W	4-0
4/13/79	Fayetteville, Ark.	W	7-0
4/14/79	Fayetteville, Ark.	W	7-1
4/14/79	Fayetteville, Ark.	W	8-1
3/9/82	Fayetteville, Ark.	W	12-4
3/9/82	Fayetteville, Ark.	W	10-0

SOUTH DAKOTA STATE

Overall Series Record: 3-1
Record in Fayetteville, Ark.: 3-1

DATE	SITE	W/L	SCORE
3/5/08	Fayetteville, Ark.	W	13-1
3/5/08	Fayetteville, Ark.	W	20-4
3/9/10	Fayetteville, Ark.	L	3-2
3/10/10	Fayetteville, Ark.	W	21-2

SOUTHEAST MISSOURI STATE

Overall Series Record: 6-5
Record in Fayetteville, Ark.: 6-5

DATE	SITE	W/L	SCORE
4/12/95	Fayetteville, Ark.	W	10-6
3/26/96	Fayetteville, Ark.	W	8-3
2/11/00	Fayetteville, Ark.	W	4-3
2/12/00	Fayetteville, Ark.	W	3-1
2/13/00	Fayetteville, Ark.	L	8-7
5/14/02	Fayetteville, Ark.	L	5-1
5/15/02	Fayetteville, Ark.	L	5-4
5/3/11	Fayetteville, Ark.	W	10-0
5/4/11	Fayetteville, Ark.	L	5-6
3/17/15	Fayetteville, Ark.	W	4-3
3/18/15	Fayetteville, Ark.	L	12-11

SOUTHEAST OKLAHOMA STATE

Overall Series Record: 6-0
Record in Fayetteville, Ark.: 6-0

DATE	SITE	W/L	SCORE
3/5/85	Fayetteville, Ark.	W	15-6
4/28/87	Fayetteville, Ark.	W	14-10
4/25/88	Fayetteville, Ark.	W	10-5
4/26/88	Fayetteville, Ark.	W	15-13
4/9/89	Fayetteville, Ark.	W	11-1
3/4/94	Fayetteville, Ark.	W	13-6

SOUTHERN CALIFORNIA

Overall Series Record: 4-3
Record in Fayetteville, Ark.: 2-1
Record in Los Angeles, Calif.: 2-1
Record at Neutral Sites: 0-1

DATE	SITE	W/L	SCORE
5/24/96	Lubbock, Texas+	L	15-5
3/2/18	Fayetteville, Ark.	W	4-0
3/3/18	Fayetteville, Ark.	L	3-1
3/4/18	Fayetteville, Ark.	W	7-6 (8 inn.)
2/21/19	Los Angeles, Calif.	W	6-3
2/22/19	Los Angeles, Calif.	W	8-6
2/23/19	Los Angeles, Calif.	L	6-4 (10 inn.)

SOUTHERN ILLINOIS

Overall Series Record: 3-6
Record in Fayetteville, Ark.: 3-6

DATE	SITE	W/L	SCORE
5/5/66	Fayetteville, Ark.	L	7-0
3/4/79	Fayetteville, Ark.	L	3-2
3/4/79	Fayetteville, Ark.	L	18-5
3/9/80	Fayetteville, Ark.	W	6-5
3/9/80	Fayetteville, Ark.	L	8-4
3/2/82	Fayetteville, Ark.	L	3-0
3/2/82	Fayetteville, Ark.	W	2-1
3/1/83	Fayetteville, Ark.	L	7-3
3/1/83	Fayetteville, Ark.	W	6-2

SOUTHERN MISS

Overall Series Record: 5-8
Record in Fayetteville, Ark.: 3-1
Record in Hattiesburg, Miss.: 2-7

DATE	SITE	W/L	SCORE
4/12/63	Hattiesburg, Miss.	L	5-4
4/13/63	Hattiesburg, Miss.	L	4-0
4/16/65	Hattiesburg, Miss.	L	4-1
4/17/65	Hattiesburg, Miss.	L	15-9
4/13/66	Hattiesburg, Miss.	L	13-0
4/14/66	Hattiesburg, Miss.	L	19-0
3/11/94	Fayetteville, Ark.	W	4-2
3/12/94	Fayetteville, Ark.	W	16-9
3/13/94	Fayetteville, Ark.	L	9-8 (10)
3/10/95	Hattiesburg, Miss.	W	10-1
3/11/95	Hattiesburg, Miss.	L	4-3 (12)
3/12/95	Hattiesburg, Miss.	W	8-2
6/2/18	Fayetteville, Ark.+	W	10-2

SOUTHWEST BAPTIST

Overall Series Record: 18-0
Record in Fayetteville, Ark.: 18-0

DATE	SITE	W/L	SCORE
3/13/76	Fayetteville, Ark.	W	9-1
3/13/76	Fayetteville, Ark.	W	6-1
3/5/79	Fayetteville, Ark.	W	5-0
3/5/79	Fayetteville, Ark.	W	9-2
3/12/80	Fayetteville, Ark.	W	10-3
3/12/80	Fayetteville, Ark.	W	11-1
3/17/81	Fayetteville, Ark.	W	20-9
3/17/81	Fayetteville, Ark.	W	8-3
2/26/83	Fayetteville, Ark.	W	10-1
2/26/83	Fayetteville, Ark.	W	8-2
3/21/84	Fayetteville, Ark.	W	21-0
3/21/84	Fayetteville, Ark.	W	33-4
4/18/88	Fayetteville, Ark.	W	16-3
3/21/89	Fayetteville, Ark.	W	12-1
2/22/93	Fayetteville, Ark.	W	21-5
2/22/94	Fayetteville, Ark.	W	15-6
2/21/95	Fayetteville, Ark.	W	10-1
2/23/98	Fayetteville, Ark.	W	20-2

SOUTHWESTERN (OKLA.) STATE

Overall Series Record: 1-3
Record in Fayetteville, Ark.: 1-3

DATE	SITE	W/L	SCORE
4/6/72	Fayetteville, Ark.	L	6-2
4/8/75	Fayetteville, Ark.	L	8-7
4/8/75	Fayetteville, Ark.	L	7-4
3/1/77	Fayetteville, Ark.	W	2-0

STANFORD

Overall Series Record: 1-3
Record in Palo Alto, Calif.: 0-1
Record at Neutral Sites: 1-2

DATE	SITE	W/L	SCORE
6/6/85	Omaha, Neb.+	W	10-4
5/24/86	Stillwater, Okla.+	L	1-0
5/27/95	Wichita, Kan.+	L	10-3
5/31/08	Palo Alto, Calif.+	L	5-1

STONY BROOK

Overall Series Record: 3-0
Record in Fayetteville, Ark.: 3-0

DATE	SITE	W/L	SCORE
3/1/19	Fayetteville, Ark.	W	3-1
3/1/19	Fayetteville, Ark.	W	4-3
3/2/19	Fayetteville, Ark.	W	15-7

ST. CLOUD STATE

Overall Series Record: 2-0-1
Record in Fayetteville, Ark.: 2-0-1

DATE	SITE	W/L	SCORE
1971	Fayetteville, Ark.	W	8-7
3/20/72	Fayetteville, Ark.	W	9-6
3/19/73	Fayetteville, Ark.	T	17-17

ST. EDWARDS

Overall Series Record: 1-1
Record in Austin, Texas: 0-1
Record at Neutral Sites: 1-0

DATE	SITE	W/L	SCORE
3/31/67	San Antonio, Texas	W	8-6
1970	Austin, Texas	L	8-7



SERIES HISTORY ||

STEPHEN F. AUSTIN

Overall Series Record: 7-0

Record in Fayetteville, Ark.: 6-0

Record at Neutral Sites: 1-0

DATE	SITE	W/L	SCORE
3/13/89	Fayetteville, Ark.	W	9-1
2/18/06	Edinburg, Texas	W	15-7
4/17/12	Fayetteville, Ark.	W	8-3
4/17/12	Fayetteville, Ark.	W	4-3
4/15/14	Fayetteville, Ark.	W	7-2
4/14/15	Fayetteville, Ark.	W	8-2
4/15/15	Fayetteville, Ark.	W	15-3

ST. JOHN'S

Overall Series Record: 4-0

Record in Fayetteville, Ark.: 3-0

Record at Neutral Sites: 1-0

DATE	SITE	W/L	SCORE
2/20/04	Fayetteville, Ark.	W	14-7
2/21/04	Fayetteville, Ark.	W	6-5
2/22/04	Fayetteville, Ark.	W	14-3
5/31/15	Stillwater, Okla.+	W	4-3

ST. MARY'S (TEXAS)

Overall Series Record: 2-2

Record in San Antonio, Texas: 2-2

DATE	SITE	W/L	SCORE
3/25/68	San Antonio, Texas	W	3-2
1970	San Antonio, Texas	W	8-1
3/26/70	San Antonio, Texas	L	1-0
3/29/71	San Antonio, Texas	L	4-2

ST. OLAF

Overall Series Record: 2-0

Record in Fayetteville, Texas: 2-0

DATE	SITE	W/L	SCORE
3/27/73	Fayetteville, Ark.	W	4-0
3/27/89	Fayetteville, Ark.	W	11-3

TCU

Overall Series Record: 47-19

Record in Fayetteville, Ark.: 27-2

Record in Fort Worth, Texas: 19-17

Record at Neutral Sites: 1-0

DATE	SITE	W/L	SCORE
4/3/61	Fort Worth, Texas	W	7-4
3/22/66	Fort Worth, Texas	L	9-3
4/21/69	Fort Worth, Texas	L	14-13
4/12/74	Fort Worth, Texas	L	8-2
4/13/74	Fort Worth, Texas	L	6-5
4/13/74	Fort Worth, Texas	L	5-3
4/11/75	Fort Worth, Texas	L	9-8
4/12/75	Fort Worth, Texas	L	13-1
4/12/75	Fort Worth, Texas	L	4-2
4/2/76	Fayetteville, Ark.	W	7-5
4/3/76	Fayetteville, Ark.	L	6-5
4/3/76	Fayetteville, Ark.	W	7-6
4/1/77	Fort Worth, Texas	L	5-2
4/2/77	Fort Worth, Texas	W	3-0
4/2/77	Fort Worth, Texas	W	6-5
3/24/78	Fayetteville, Ark.	W	6-3
3/25/78	Fayetteville, Ark.	W	4-3
3/25/78	Fayetteville, Ark.	W	7-2
3/23/79	Fort Worth, Texas	W	7-1
3/24/79	Fort Worth, Texas	W	10-1
3/24/79	Fort Worth, Texas	W	9-4
4/25/80	Fayetteville, Ark.	W	5-1
4/26/80	Fayetteville, Ark.	W	3-2
4/26/80	Fayetteville, Ark.	W	18-17
3/13/81	Fort Worth, Texas	W	4-1
3/14/81	Fort Worth, Texas	L	6-5
3/14/81	Fort Worth, Texas	L	6-5
3/13/82	Fayetteville, Ark.	W	3-1
3/13/82	Fayetteville, Ark.	W	2-1
3/13/82	Fayetteville, Ark.	W	8-4
4/23/83	Fort Worth, Texas	W	4-3
4/23/83	Fort Worth, Texas	W	10-5
4/24/83	Fort Worth, Texas	W	9-3
4/28/84	Fayetteville, Ark.	W	6-5
4/28/84	Fayetteville, Ark.	W	8-5
4/29/84	Fayetteville, Ark.	W	6-5 (10)
4/19/85	Fort Worth, Texas	W	19-7
4/20/85	Fort Worth, Texas	L	4-3
4/20/85	Fort Worth, Texas	W	12-6
4/18/86	Fayetteville, Ark.	W	13-3
4/20/86	Fayetteville, Ark.	W	7-6

4/20/86	Fayetteville, Ark.	W	6-5 (10)
4/10/87	Fort Worth, Texas	W	9-7
4/11/87	Fort Worth, Texas	L	7-6
4/11/87	Fort Worth, Texas	W	13-7
4/15/88	Fayetteville, Ark.	W	3-2
4/16/88	Fayetteville, Ark.	L	3-1
4/16/88	Fayetteville, Ark.	W	3-2
4/7/89	Fort Worth, Texas	W	5-4
4/8/89	Fort Worth, Texas	W	8-6
4/8/89	Fort Worth, Texas	W	11-3
4/6/90	Fayetteville, Ark.	W	10-3
4/7/90	Fayetteville, Ark.	W	4-3
4/7/90	Fayetteville, Ark.	W	7-3
4/12/91	Fort Worth, Texas	L	4-1
4/13/91	Fort Worth, Texas	W	12-2
4/14/91	Fort Worth, Texas	W	12-6
2/11/94	Fort Worth, Texas	L	7-3
2/12/94	Fort Worth, Texas	L	21-4
2/13/94	Fort Worth, Texas	L	6-4 (13)
3/4/95	Fayetteville, Ark.	W	9-7
3/5/95	Fayetteville, Ark.	W	8-4
3/5/95	Fayetteville, Ark.	W	3-2
2/17/06	Edinburg, Texas	W	5-2
6/1/19	Fayetteville, Ark.+	W	3-1
6/2/19	Fayetteville, Ark.+	W	6-0

TENNESSEE

Overall Series Record: 36-27

Record in Fayetteville, Ark.: 19-10

Record in Knoxville, Tenn.: 14-16

Record at Neutral Sites: 3-1

DATE	SITE	W/L	SCORE
3/14/92	Seattle, Wash.	W	1-0
3/25/94	Fayetteville, Ark.	L	8-4
3/26/94	Fayetteville, Ark.	L	12-11 (10)
3/27/94	Fayetteville, Ark.	W	17-11
3/24/95	Knoxville, Tenn.	L	7-0
3/25/95	Knoxville, Tenn.	L	5-4 (12)
3/26/95	Knoxville, Tenn.	L	5-4
3/9/96	Fayetteville, Ark.	L	9-3
3/9/96	Fayetteville, Ark.	L	4-3
3/10/96	Fayetteville, Ark.	W	15-3
3/7/97	Knoxville, Tenn.	L	5-3
3/8/97	Knoxville, Tenn.	L	13-10
3/9/97	Knoxville, Tenn.	L	13-12
4/17/98	Knoxville, Tenn.	W	11-8
3/26/99	Fayetteville, Ark.	W	10-6
3/27/99	Fayetteville, Ark.	W	7-3
3/28/99	Fayetteville, Ark.	W	13-12
3/10/00	Knoxville, Tenn.	W	10-5
3/11/00	Knoxville, Tenn.	W	14-5
3/12/00	Knoxville, Tenn.	L	14-0
4/20/01	Knoxville, Tenn.	L	8-7
4/21/01	Knoxville, Tenn.	L	6-3
4/22/01	Knoxville, Tenn.	W	14-1
4/19/02	Fayetteville, Ark.	L	14-9
4/20/02	Fayetteville, Ark.	W	7-6 (12)
4/21/02	Fayetteville, Ark.	W	9-2
5/9/03	Knoxville, Tenn.	L	1-0 (12)
5/10/03	Knoxville, Tenn.	L	8-1
5/11/03	Knoxville, Tenn.	L	4-3 (11)
4/30/04	Fayetteville, Ark.	L	9-3
5/1/04	Fayetteville, Ark.	W	4-1
5/2/04	Fayetteville, Ark.	W	5-3
5/26/04	Hoover, Ala.!	L	8-6
5/28/04	Hoover, Ala.!	W	4-1
4/15/05	Knoxville, Tenn.	W	4-1
4/16/05	Knoxville, Tenn.	L	8-2
4/17/05	Knoxville, Tenn.	L	4-3
3/31/06	Fayetteville, Ark.	W	6-1
4/1/06	Fayetteville, Ark.	L	11-6
4/2/06	Fayetteville, Ark.	W	13-11
3/30/07	Knoxville, Tenn.	W	6-2
3/31/07	Knoxville, Tenn.	W	4-3
4/1/07	Knoxville, Tenn.	W	11-7
4/18/08	Fayetteville, Ark.	W	5-4
4/19/08	Fayetteville, Ark.	W	5-4 (10)
4/20/08	Fayetteville, Ark.	L	7-6 (10)
4/24/09	Knoxville, Tenn.	W	9-3
4/25/09	Knoxville, Tenn.	L	5-4
4/26/09	Knoxville, Tenn.	W	15-8
5/17/12	Knoxville, Tenn.	W	8-0
5/18/12	Knoxville, Tenn.	W	10-3
5/19/12	Knoxville, Tenn.	W	8-2
5/10/13	Fayetteville, Ark.	L	8-3
5/11/13	Fayetteville, Ark.	W	11-1
5/12/13	Fayetteville, Ark.	W	10-2
5/8/15	Fayetteville, Ark.	L	5-4
5/10/15	Fayetteville, Ark.	W	5-2

5/19/15	Hoover, Ala.!	W	2-1
5/4/17	Knoxville, Tenn.	L	5-4
5/6/17	Knoxville, Tenn.	W	2-0
4/26/19	Fayetteville, Ark.	W	11-9
4/27/19	Fayetteville, Ark.	W	15-3
4/28/19	Fayetteville, Ark.	W	4-3 (10)

TEXAS

Overall Series Record: 32-55

Record in Fayetteville, Ark.: 14-15

Record in Austin, Texas: 14-29

Record at Neutral Sites: 4-11

DATE	SITE	W/L	SCORE
3/29/74	Fayetteville, Ark.	L	19-4
3/30/74	Fayetteville, Ark.	L	3-2
3/30/74	Fayetteville, Ark.	W	8-5
3/29/75	Austin, Texas	L	6-1
3/29/75	Austin, Texas	L	5-1
3/29/75	Austin, Texas	L	3-2
4/23/76	Austin, Texas	L	10-1
4/24/76	Austin, Texas	L	6-3
4/24/76	Austin, Texas	W	5-2
4/22/77	Fayetteville, Ark.	L	5-1
4/23/77	Fayetteville, Ark.	L	7-1
4/23/77	Fayetteville, Ark.	W	1-0
5/14/77	Austin, Texas!	L	8-1
3/3/78	Austin, Texas	W	5-4
3/4/78	Austin, Texas	W	2-1
3/4/78	Austin, Texas	L	8-3
3/2/79	Fayetteville, Ark.	W	2-0
3/3/79	Fayetteville, Ark.	L	3-2
3/3/79	Fayetteville, Ark.	L	1-0
5/13/79	Austin, Texas!	L	6-2
5/14/79	Austin, Texas!	L	12-6
6/5/79	Omaha, Neb.+	W	9-4
4/4/80	Austin, Texas	W	2-1
4/5/80	Austin, Texas	L	15-3
4/5/80	Austin, Texas	W	8-6
5/8/80	College Station, Texas!	L	6-4
5/9/80	College Station, Texas!	W	8-7
5/10/80	College Station, Texas!	L	9-4
4/3/81	Fayetteville, Ark.	W	7-0
4/4/81	Fayetteville, Ark.	L	5-4
4/4/81	Fayetteville, Ark.	L	8-6
5/18/81	Austin, Texas!	L	11-1
4/2/82	Austin, Texas	W	8-1
4/3/82	Austin, Texas	L	11-5
4/3/82	Austin, Texas	L	5-2
5/15/82	College Station, Texas!	L	8-0
3/27/83	Little Rock, Ark.	L	9-4
3/27/83	Little Rock, Ark.	L	6-1
3/27/83	Little Rock, Ark.	L	11-9
5/14/83	Austin, Texas!	L	9-2
5/15/83	Austin, Texas!	W	5-4
5/16/83	Austin, Texas!	L	14-0
3/30/84	Austin, Texas	L	5-2
3/31/84	Austin, Texas	L	7-5
3/31/84	Austin, Texas	W	13-4
5/11/84	Austin, Texas!	L	8-1
3/22/85	Fayetteville, Ark.	W	5-4
3/23/85	Fayetteville, Ark.	W	2-1
3/23/85	Fayetteville, Ark.	L	13-3
5/18/85	Fayetteville, Ark.!	W	9-5
5/19/85	Fayetteville, Ark.!	W	10-6
6/8/85	Omaha, Neb.+	L	8-7
3/21/86	Austin, Texas	L	8-0
3/22/86	Austin, Texas	W	3-0
3/22/86	Austin, Texas	L	12-3
5/1/87	Fayetteville, Ark.	L	9-5
5/2/87	Fayetteville, Ark.	W	9-3
5/2/87	Fayetteville, Ark.	L	4-1
5/17/87	Austin, Texas!	L	10-3
5/18/87	Austin, Texas!	L	3-2
5/30/87	Omaha, Neb.+	L	13-6
5/7/88	Austin, Texas	W	5-0
5/8/88	Austin, Texas	L	8-1
5/8/88	Austin, Texas	L	15-2
5/20/88	Fayetteville, Ark.!	L	7-1
4/28/89	Fayetteville, Ark.	L	5-4
4/29/89	Fayetteville, Ark.	W	8-4
4/29/89	Fayetteville, Ark.	W	14-7
5/18/89	College Station, Texas!	L	8-3
5/20/89	College Station, Texas!	L	9-1
4/27/90	Austin, Texas	W	13-11
4/28/90	Austin, Texas	L	4-3
4/28/90	Austin, Texas	W	6-5
5/18/90	Austin, Texas!	L	11-4
5/3/91	Fayetteville, Ark.	L	4-2
5/4/91	Fayetteville, Ark.	L	3-2

II SERIES HISTORY



5/4/91	Fayetteville, Ark.	W	4-2
6/18/04	Omaha, Neb.+	L	13-2
6/4/05	Austin, Texas+	W	9-2
6/5/05	Austin, Texas+	L	19-8
6/6/05	Austin, Texas+	L	5-2
3/4/12	Houston, Texas	W	7-3
3/13/18	Fayetteville, Ark.	W	13-4
3/14/18	Fayetteville, Ark.	W	7-5
6/17/18	Omaha, Neb.+	W	11-5
3/19/19	Austin, Texas	W	11-4
3/20/19	Austin, Texas	L	7-6

TEXAS A&M

Overall Series Record: 43-43
 Record in Fayetteville, Ark.: 19-20
 Record in College Station, Texas: 21-21
 Record at Neutral Sites: 3-2

DATE	SITE	W/L	SCORE
3/22/74	College Station, Texas	L	5-2
3/23/74	College Station, Texas	L	15-1
3/23/74	College Station, Texas	L	15-0
3/21/75	Fayetteville, Ark.	W	4-1
3/22/75	Fayetteville, Ark.	L	3-2
3/22/75	Fayetteville, Ark.	L	5-0
4/30/76	Fayetteville, Ark.	L	7-6
5/1/76	Fayetteville, Ark.	L	3-1
5/1/76	Fayetteville, Ark.	L	7-5
2/25/77	College Station, Texas	L	6-0
2/26/77	College Station, Texas	L	4-3
2/26/77	College Station, Texas	L	4-0
5/13/77	Austin, Texas!	L	5-2
4/28/78	Fayetteville, Ark.	L	6-1
4/29/78	Fayetteville, Ark.	L	5-0
4/29/78	Fayetteville, Ark.	W	6-5
5/13/78	Austin, Texas!	L	5-0
4/27/79	College Station, Texas	L	6-0
4/28/79	College Station, Texas	W	2-0 (11)
4/28/79	College Station, Texas	W	9-1
5/14/79	Austin, Texas!	W	6-2
3/28/80	Fayetteville, Ark.	W	4-2
3/28/80	Fayetteville, Ark.	L	8-5
5/7/80	College Station, Texas!	W	19-10
4/10/81	College Station, Texas	W	4-0
4/11/81	College Station, Texas	L	9-2
4/11/81	College Station, Texas	W	19-6
4/9/82	Fayetteville, Ark.	W	6-5
4/10/82	Fayetteville, Ark.	L	5-2
4/10/82	Fayetteville, Ark.	W	16-9
4/1/83	College Station, Texas	W	10-8
4/2/83	College Station, Texas	W	3-0
4/2/83	College Station, Texas	W	10-9
4/6/84	Fayetteville, Ark.	L	10-8
4/7/84	Fayetteville, Ark.	W	1-0
4/7/84	Fayetteville, Ark.	W	4-0
3/29/85	College Station, Texas	L	6-2
3/31/85	College Station, Texas	W	6-4
3/31/85	College Station, Texas	W	15-4
3/28/86	Fayetteville, Ark.	L	6-0
3/29/86	Fayetteville, Ark.	W	10-0
3/29/86	Fayetteville, Ark.	L	5-2
5/16/86	College Station, Texas!	L	4-0
3/20/87	College Station, Texas	W	17-10
3/21/87	College Station, Texas	W	8-2
3/21/87	College Station, Texas	W	7-3
5/15/87	Austin, Texas!	W	4-3
3/25/88	Fayetteville, Ark.	W	5-0
3/26/88	Fayetteville, Ark.	L	6-1
3/26/88	Fayetteville, Ark.	L	8-6
5/19/88	Fayetteville, Ark.!	L	4-3
5/5/89	College Station, Texas	W	11-9 (16)
5/6/89	College Station, Texas	L	3-2
5/7/89	College Station, Texas	L	9-0
5/5/90	Fayetteville, Ark.	L	4-3
5/5/90	Fayetteville, Ark.	W	6-2
5/6/90	Fayetteville, Ark.	W	13-4
3/22/91	College Station, Texas	L	9-3
3/23/91	College Station, Texas	L	2-0
3/23/91	College Station, Texas	W	7-4
2/27/04	College Station, Texas	L	7-5
2/28/04	College Station, Texas	W	6-4
2/29/04	College Station, Texas	L	9-7
3/1/08	College Station, Texas	L	15-7
4/19/13	Fayetteville, Ark.	L	5-3
4/20/13	Fayetteville, Ark.	W	12-2
4/21/13	Fayetteville, Ark.	W	2-1
5/9/14	Fayetteville, Ark.	W	3-2
5/10/14	Fayetteville, Ark.	W	7-3
5/11/14	Fayetteville, Ark.	L	6-5 (10)
5/20/14	Hoover, Ala.!	W	4-0

4/18/15	College Station, Texas	L	13-6
4/18/15	College Station, Texas	W	9-8
4/19/15	College Station, Texas	W	8-2
4/30/16	Fayetteville, Ark.	W	9-5
4/30/16	Fayetteville, Ark.	L	11-8
5/1/16	Fayetteville, Ark.	L	6-2
5/18/17	College Station, Texas	W	6-4 (10)
5/19/17	College Station, Texas	L	5-2
5/20/17	College Station, Texas	W	8-0
5/11/18	Fayetteville, Ark.	W	9-3
5/12/18	Fayetteville, Ark.	W	3-1
5/13/18	Fayetteville, Ark.	W	6-3
5/16/19	College Station, Texas	W	7-3
5/17/19	College Station, Texas	L	6-2
5/18/19	College Station, Texas	L	6-1

TEXAS-ARLINGTON

Overall Series Record: 7-1
 Record in Arlington, Texas: 4-1
 Record at Neutral Sites: 3-0

DATE	SITE	W/L	SCORE
2/16/97	Arlington, Texas	W	11-1
2/19/00	Arlington, Texas	L	8-5
2/17/02	Arlington, Texas	W	7-1
2/13/05	Arlington, Texas	W	2-1
2/13/05	Arlington, Texas	W	4-1 (12)
3/1/06	Honolulu, Hawaii	W	12-4
3/3/06	Honolulu, Hawaii	W	5-3
3/4/06	Honolulu, Hawaii	W	7-1

TEXAS LUTHERAN

Overall Series Record: 1-2
 Record in Seguin, Texas: 1-1
 Record at Neutral Sites: 0-1

DATE	SITE	W/L	SCORE
3/27/67	San Antonio, Texas	L	2-1
3/25/70	Seguin, Texas	L	11-5
3/31/71	Seguin, Texas	W	6-1

TEXAS-PAN AMERICAN

Overall Series Record: 5-15
 Record in Fayetteville, Ark.: 1-0
 Record in Edinburg, Texas: 4-11
 Record at Neutral Sites: 0-4

DATE	SITE	W/L	SCORE
3/28/67	San Antonio, Texas	L	4-0
3/29/67	San Antonio, Texas	L	10-4
3/29/67	San Antonio, Texas	L	2-1
3/28/68	Edinburg, Texas	L	7-2
3/29/68	Edinburg, Texas	L	10-5
3/23/70	Edinburg, Texas	L	8-6
3/28/70	Edinburg, Texas	W	4-3
4/1/71	Edinburg, Texas	L	10-0
4/1/71	Edinburg, Texas	L	5-0
5/28/73	Arlington, Texas+	L	4-2
2/15/80	Edinburg, Texas	W	9-3
2/15/80	Edinburg, Texas	L	2-0
2/16/80	Edinburg, Texas	L	3-1
2/16/80	Edinburg, Texas	L	5-0
2/17/80	Edinburg, Texas	W	4-2
2/17/80	Edinburg, Texas	L	3-2
3/6/04	Edinburg, Texas	L	4-1
3/7/04	Edinburg, Texas	L	11-4
5/11/04	Fayetteville, Ark.	W	13-2
2/19/06	Edinburg, Texas	W	13-2

TEXAS-SAN ANTONIO

Overall Series Record: 10-3
 Record in Fayetteville, Ark.: 4-1
 Record in San Antonio, Texas: 6-2

DATE	SITE	W/L	SCORE
2/10/96	San Antonio, Texas	W	9-6
2/10/96	San Antonio, Texas	W	10-7
2/11/96	San Antonio, Texas	W	18-1
2/22/97	Fayetteville, Ark.	W	8-4
2/22/97	Fayetteville, Ark.	W	13-5
2/23/97	Fayetteville, Ark.	L	7-2
2/14/98	San Antonio, Texas	W	4-1
2/15/98	San Antonio, Texas	W	10-5
2/19/99	Fayetteville, Ark.	W	12-2
2/21/99	Fayetteville, Ark.	W	5-3
2/9/01	San Antonio, Texas	L	7-6
2/10/01	San Antonio, Texas	L	4-2
2/11/01	San Antonio, Texas	W	4-1

TEXAS STATE

Overall Series Record: 1-0
 Record in Fayetteville, Ark.: 1-0

DATE	SITE	W/L	SCORE
4/6/11	Fayetteville, Ark.	W	6-5

TEXAS TECH

Overall Series Record: 46-15
 Record in Fayetteville, Ark.: 22-6
 Record in Lubbock, Texas: 20-7
 Record at Neutral Sites: 4-2

DATE	SITE	W/L	SCORE
4/19/74	Fayetteville, Ark.	W	9-3
4/20/74	Fayetteville, Ark.	W	15-6
4/20/74	Fayetteville, Ark.	W	7-6
4/18/75	Lubbock, Texas	W	6-4
4/19/75	Lubbock, Texas	L	14-5
4/19/75	Lubbock, Texas	L	13-11
3/19/76	Fayetteville, Ark.	W	5-4
3/20/76	Fayetteville, Ark.	W	4-3
3/20/76	Fayetteville, Ark.	W	10-2
3/18/77	Lubbock, Texas	W	13-10
3/19/77	Lubbock, Texas	L	7-4
3/19/77	Lubbock, Texas	W	14-7
4/7/78	Fayetteville, Ark.	W	6-1
4/8/78	Fayetteville, Ark.	W	13-2
4/8/78	Fayetteville, Ark.	W	2-1
4/6/79	Lubbock, Texas	L	9-8
4/7/79	Lubbock, Texas	W	6-2
4/7/79	Lubbock, Texas	W	12-9
3/7/80	Fayetteville, Ark.	W	2-1
3/8/80	Fayetteville, Ark.	L	5-3
3/8/80	Fayetteville, Ark.	W	9-2
5/9/80	College Station, Texas!	W	6-5
4/24/81	Lubbock, Texas	W	13-4
4/25/81	Lubbock, Texas	W	8-5
4/25/81	Lubbock, Texas	L	7-5
4/23/82	Fayetteville, Ark.	W	7-6
4/24/82	Fayetteville, Ark.	L	4-3
4/24/82	Fayetteville, Ark.	L	11-8
4/16/83	Lubbock, Texas	W	7-1
4/16/83	Lubbock, Texas	W	8-7
4/17/83	Lubbock, Texas	L	9-10
4/20/84	Fayetteville, Ark.	L	8-6
4/21/84	Fayetteville, Ark.	L	9-8
4/21/84	Fayetteville, Ark.	W	9-7
4/12/85	Lubbock, Texas	W	14-4
4/13/85	Lubbock, Texas	W	14-11
4/13/85	Lubbock, Texas	W	22-5
4/11/86	Fayetteville, Ark.	W	20-3
4/12/86	Fayetteville, Ark.	W	9-4
4/12/86	Fayetteville, Ark.	W	8-3
4/3/87	Lubbock, Texas	W	2-0
4/4/87	Lubbock, Texas	W	8-6
4/4/87	Lubbock, Texas	W	9-0
4/8/88	Fayetteville, Ark.	W	7-6 (10)
4/9/88	Fayetteville, Ark.	L	11-8
4/9/88	Fayetteville, Ark.	W	5-4
3/31/89	Lubbock, Texas	W	12-0
4/1/89	Lubbock, Texas	W	3-2
4/1/89	Lubbock, Texas	W	6-5
3/30/90	Fayetteville, Ark.	W	6-5
3/31/90	Fayetteville, Ark.	W	7-6
3/31/90	Fayetteville, Ark.	W	12-4
4/5/91	Lubbock, Texas	L	4-1
4/6/91	Lubbock, Texas	W	18-10
4/6/91	Lubbock, Texas	W	6-2
5/28/95	Wichita, Kan.+	L	14-10
3/2/12	Houston, Texas	W	3-1
2/28/16	Houston, Texas	W	10-6
4/24/18	Fayetteville, Ark.	W	5-1
6/20/18	Omaha, Neb.+	W	7-4
6/17/19	Omaha, Neb.+	L	5-4

TEXAS WESLEYAN

Overall Series Record: 6-1
 Record in Fayetteville, Ark.: 6-1

DATE	SITE	W/L	SCORE
2/18/83	Fayetteville, Ark.	W	8-7
2/19/83	Fayetteville, Ark.	L	2-0
2/19/83	Fayetteville, Ark.	W	11-5
2/17/84	Fayetteville, Ark.	W	6-2
2/18/84	Fayetteville, Ark.	W	9-8
2/18/84	Fayetteville, Ark.	W	13-5
3/23/88	Fayetteville, Ark.	W	13-5

HISTORY AND RECORDS



SERIES HISTORY ||

TRINITY

Overall Series Record: 2-2
Record in San Antonio, Texas: 2-1
Record at Neutral Sites: 0-1

DATE	SITE	W/L	SCORE
4/1/67	San Antonio, Texas	W	11-9
3/30/68	San Antonio, Texas	L	19-7
3/29/71	San Antonio, Texas	W	3-2
5/27/73	Arlington, Texas+	L	6-0

TROY

Overall Series Record: 5-1
Record in Fayetteville, Ark.: 3-0
Record in Troy, Ala.: 2-1

DATE	SITE	W/L	SCORE
2/9/07	Troy, Ala.	W	13-1
2/10/07	Troy, Ala.	L	13-8
2/11/07	Troy, Ala.	W	16-2
2/26/10	Fayetteville, Ark.	W	10-1
2/27/10	Fayetteville, Ark.	W	10-8
2/28/10	Fayetteville, Ark.	W	7-6

TRUMAN STATE

Overall Series Record: 2-0
Record in Fayetteville, Ark.: 1-0
Record at Neutral Sites: 1-0

DATE	SITE	W/L	SCORE
1970	San Antonio, Texas	W	10-5
3/4/85	Fayetteville, Ark.	W	18-8

TULANE

Overall Series Record: 2-1
Record in New Orleans, La.: 1-1
Record at Neutral Sites: 1-0

DATE	SITE	W/L	SCORE
2/24/86	New Orleans, La.	L	3-0
2/27/98	New Orleans, La.	W	9-0
3/8/14	Berkeley, Calif.	W	4-0

TULSA

Overall Series Record: 20-21
Record in Fayetteville, Ark.: 13-7
Record in Tulsa, Okla.: 7-14

DATE	SITE	W/L	SCORE
3/28/61	Tulsa, Okla.	W	9-6
3/28/61	Tulsa, Okla.	L	8-2
4/25/61	Fayetteville, Ark.	W	12-2
4/25/61	Fayetteville, Ark.	W	12-3
4/23/63	Fayetteville, Ark.	W	3-1
4/23/63	Fayetteville, Ark.	W	9-4
4/10/64	Fayetteville, Ark.	W	9-4
4/10/64	Fayetteville, Ark.	L	6-4
4/24/64	Tulsa, Okla.	W	18-9
4/24/64	Tulsa, Okla.	W	16-5
4/27/65	Tulsa, Okla.	L	5-4
4/27/65	Tulsa, Okla.	W	7-1
4/19/66	Tulsa, Okla.	L	12-6
4/19/66	Tulsa, Okla.	L	14-4
4/11/70	Tulsa, Okla.	L	8-7
3/3/71	Tulsa, Okla.	L	4-3
3/3/71	Tulsa, Okla.	L	18-2
1972	Fayetteville, Ark.	L	15-3
1972	Fayetteville, Ark.	L	4-3
3/30/72	Tulsa, Okla.	L	3-2
4/1/72	Tulsa, Okla.	L	3-0
4/2/72	Tulsa, Okla.	L	5-3
3/18/73	Tulsa, Okla.	L	10-0
4/24/73	Fayetteville, Ark.	W	2-0
4/24/73	Fayetteville, Ark.	L	7-2
3/15/76	Fayetteville, Ark.	W	1-0
3/15/76	Fayetteville, Ark.	W	1-0
3/15/77	Tulsa, Okla.	L	2-1
3/15/77	Tulsa, Okla.	L	6-4
4/19/77	Fayetteville, Ark.	L	6-3
4/19/77	Fayetteville, Ark.	L	6-1
2/25/78	Fayetteville, Ark.	W	9-4
2/25/78	Fayetteville, Ark.	L	10-0
4/25/78	Tulsa, Okla.	W	8-6
5/3/78	Tulsa, Okla.	L	3-2
3/6/79	Fayetteville, Ark.	W	4-1
3/6/79	Fayetteville, Ark.	W	8-1
2/23/80	Fayetteville, Ark.	W	10-0
2/23/80	Fayetteville, Ark.	W	12-0
4/15/80	Tulsa, Okla.	W	8-3
4/15/80	Tulsa, Okla.	W	17-6

UCF

Overall Series Record: 0-1
Record at Neutral Sites: 0-1

DATE	SITE	W/L	SCORE
2/20/15	Mobile, Ala.	L	9-5

UCLA

Overall Series Record: 0-2
Record in Fayetteville, Ark.: 0-2

DATE	SITE	W/L	SCORE
4/6/99	Fayetteville, Ark.	L	6-3
4/7/99	Fayetteville, Ark.	L	5-4

ULM

Overall Series Record: 12-7
Record in Fayetteville, Ark.: 6-1
Record in North Little Rock, Ark.: 1-0
Record in Monroe, La.: 5-5
Record at Neutral Sites: 0-1

DATE	SITE	W/L	SCORE
1960	Monroe, La.	W	11-8
4/20/62	Monroe, La.	L	3-2
4/21/62	Monroe, La.	W	5-4
4/23/62	Monroe, La.	W	10-7
4/23/62	Monroe, La.	W	6-1
4/1/64	Monroe, La.	L	1-0
4/2/64	Monroe, La.	L	7-5
4/20/65	Monroe, La.	L	11-10
4/20/65	Monroe, La.	L	2-1
2/9/97	Fayetteville, Ark.	W	10-6
2/13/99	Lafayette, La.	L	8-6
3/17/99	Monroe, La.	W	10-8
4/14/09	Fayetteville, Ark.	L	3-2
4/15/09	Fayetteville, Ark.	W	10-9 (10)
4/12/16	North Little Rock, Ark.	W	3-1
3/7/17	Fayetteville, Ark.	W	12-3
3/8/17	Fayetteville, Ark.	W	11-2
4/3/18	Fayetteville, Ark.	W	10-9 (10)
4/4/18	Fayetteville, Ark.	W	4-0

UNION

Overall Series Record: 1-3
Record in Fayetteville, Ark.: 1-1
Record in Jackson, Tenn.: 0-2

DATE	SITE	W/L	SCORE
5/15/71	Fayetteville, Ark.	W	5-2
5/15/71	Fayetteville, Ark.	L	6-2
4/22/72	Jackson, Tenn.	L	4-2
4/22/72	Jackson, Tenn.	L	6-2

UNLV

Overall Series Record: 1-4
Record in Fayetteville, Ark.: 1-1
Record in Las Vegas, Nev.: 0-3

DATE	SITE	W/L	SCORE
3/19/94	Las Vegas, Nev.	L	9-3
3/20/94	Las Vegas, Nev.	L	7-4 (11)
3/21/94	Las Vegas, Nev.	L	8-7
4/8/14	Fayetteville, Ark.	L	10-7
4/9/14	Fayetteville, Ark.	W	9-2

UPPER IOWA

Overall Series Record: 2-1
Record in Fayetteville, Ark.: 2-1

DATE	SITE	W/L	SCORE
4/5/69	Fayetteville, Ark.	L	12-5
4/5/69	Fayetteville, Ark.	W	7-4
4/5/69	Fayetteville, Ark.	W	4-1

UTAH

Overall Series Record: 3-0
Record in Fayetteville, Ark.: 3-0

DATE	SITE	W/L	SCORE
2/25/11	Fayetteville, Ark.	W	3-2
2/26/11	Fayetteville, Ark.	W	5-4
2/27/11	Fayetteville, Ark.	W	10-1

UT MARTIN

Overall Series Record: 1-0
Record in Fayetteville, Ark.: 1-0

DATE	SITE	W/L	SCORE
5/17/11	Fayetteville, Ark.	W	6-2

VALPARAISO

Overall Series Record: 3-1
Record in Fayetteville, Ark.: 3-1

DATE	SITE	W/L	SCORE
3/3/09	Fayetteville, Ark.	W	7-3
2/24/12	Fayetteville, Ark.	W	7-3
2/25/12	Fayetteville, Ark.	W	4-3
2/26/12	Fayetteville, Ark.	L	9-10 (10)

VANDERBILT

Overall Series Record: 32-29
Record in Fayetteville, Ark.: 18-11
Record in Nashville, Tenn.: 14-13
Record at Neutral Sites: 0-5

DATE	SITE	W/L	SCORE
5/8/70	Covington, Tenn.	L	9-6
4/1/94	Nashville, Tenn.	W	6-0
4/2/94	Nashville, Tenn.	W	12-7
4/3/94	Nashville, Tenn.	W	7-5
3/31/95	Fayetteville, Ark.	W	10-7
4/1/95	Fayetteville, Ark.	W	15-5
4/2/95	Fayetteville, Ark.	L	7-6 (10)
3/15/96	Fayetteville, Ark.	L	5-2
3/16/96	Fayetteville, Ark.	W	6-3
3/17/96	Fayetteville, Ark.	W	16-11
3/14/97	Nashville, Tenn.	W	13-4
3/15/97	Nashville, Tenn.	L	13-10 (12)
3/16/97	Nashville, Tenn.	W	18-5
3/13/98	Fayetteville, Ark.	W	5-3
3/14/98	Fayetteville, Ark.	W	10-4
3/15/98	Fayetteville, Ark.	L	9-4
4/16/99	Nashville, Tenn.	L	6-5
4/17/99	Nashville, Tenn.	W	5-2
4/18/99	Nashville, Tenn.	W	10-7
3/30/02	Nashville, Tenn.	L	4-3
4/11/03	Fayetteville, Ark.	L	6-4
4/12/03	Fayetteville, Ark.	W	17-7
4/13/03	Fayetteville, Ark.	W	8-5
4/16/04	Nashville, Tenn.	W	6-3
4/17/04	Nashville, Tenn.	W	9-4
4/18/04	Nashville, Tenn.	L	14-8
4/8/05	Fayetteville, Ark.	W	6-5
4/9/05	Fayetteville, Ark.	W	5-4 (10)
4/10/05	Fayetteville, Ark.	W	3-0
4/7/06	Nashville, Tenn.	L	7-1
4/8/06	Nashville, Tenn.	W	5-3
4/9/06	Nashville, Tenn.	W	4-3
3/23/07	Fayetteville, Ark.	W	8-7 (10)
3/24/07	Fayetteville, Ark.	L	6-3
3/25/07	Fayetteville, Ark.	W	8-3
5/27/07	Hoover, Ala.!	L	7-4
3/29/08	Nashville, Tenn.	L	6-5 (12)
3/30/08	Nashville, Tenn.	L	6-2
4/10/09	Fayetteville, Ark.	L	9-0
4/11/09	Fayetteville, Ark.	L	13-6
5/23/09	Hoover, Ala.!	L	11-1 (7)
5/20/10	Nashville, Tenn.	L	4-3
5/21/10	Nashville, Tenn.	W	4-3
5/22/10	Nashville, Tenn.	W	7-5
5/26/10	Hoover, Ala.!	L	2-0
3/25/11	Fayetteville, Ark.	W	2-1
3/26/11	Fayetteville, Ark.	L	4-1
3/27/11	Fayetteville, Ark.	L	2-1
5/28/11	Hoover, Ala.!	L	3-2
4/18/14	Fayetteville, Ark.	W	6-2
4/19/14	Fayetteville, Ark.	L	2-1
4/20/14	Fayetteville, Ark.	W	3-1
3/14/15	Nashville, Tenn.	L	8-7 (12)
3/14/15	Nashville, Tenn.	L	9-1
3/15/15	Nashville, Tenn.	L	1-0
5/12/17	Fayetteville, Ark.	W	4-3
5/13/17	Fayetteville, Ark.	L	6-2
5/14/17	Fayetteville, Ark.	W	7-1
4/12/19	Nashville, Tenn.	L	3-2
4/13/19	Nashville, Tenn.	L	12-2
4/14/19	Nashville, Tenn.	W	14-12

VILLANOVA

Overall Series Record: 3-0
Record in Fayetteville, Ark.: 3-0

DATE	SITE	W/L	SCORE
2/17/12	Fayetteville, Ark.	W	11-5
2/18/12	Fayetteville, Ark.	W	13-1
2/19/12	Fayetteville, Ark.	W	17-1

|| SERIES HISTORY



16-2

VIRGINIA

Overall Series Record: 1-3
Record in Charlottesville, Va.: 0-2
Record at Neutral Sites: 1-1

DATE	SITE	W/L	SCORE
6/17/09	Omaha, Neb.+	W	4-3 (12)
5/31/14	Charlottesville, Va.+	L	3-0
6/1/14	Charlottesville, Va.+	L	9-2
6/13/15	Omaha, Neb.+	L	5-3

WASHINGTON

Overall Series Record: 0-1
Record at Neutral Sites: 0-1

DATE	SITE	W/L	SCORE
2/28/06	Honolulu, Hawaii	L	5-2

WASHINGTON STATE

Overall Series Record: 7-3
Record in Fayetteville, Ark.: 5-2
Record at Neutral Sites: 2-1

DATE	SITE	W/L	SCORE
3/15/87	Fayetteville, Ark.	L	11-5
3/13/92	Seattle, Wash.	L	8-4
2/18/00	Arlington, Texas	W	1-0
2/20/09	Fayetteville, Ark.	W	4-2
2/20/09	Fayetteville, Ark.	W	7-5 (10)
2/22/09	Fayetteville, Ark.	W	4-3
5/29/09	Norman, Okla.+	W	10-3
6/5/10	Fayetteville, Ark.+	W	6-4
6/6/10	Fayetteville, Ark.+	L	10-7
6/7/10	Fayetteville, Ark.+	W	7-2

WESTERN ILLINOIS

Overall Series Record: 11-1
Record in Fayetteville, Ark.: 11-1

DATE	SITE	W/L	SCORE
3/17/86	Fayetteville, Ark.	W	12-5
3/18/86	Fayetteville, Ark.	W	7-2
5/19/08	Fayetteville, Ark.	W	12-6
2/27/09	Fayetteville, Ark.	W	8-7 (10)
2/15/13	Fayetteville, Ark.	W	9-1
2/16/13	Fayetteville, Ark.	W	7-2
2/17/13	Fayetteville, Ark.	L	7-5
3/11/16	Fayetteville, Ark.	W	3-2
3/12/16	Fayetteville, Ark.	W	9-3
3/13/16	Fayetteville, Ark.	W	3-0
3/12/19	Fayetteville, Ark.	W	8-0
3/13/19	Fayetteville, Ark.	W	11-1 (8)

WESTERN KENTUCKY

Overall Series Record: 2-0
Record in Fayetteville, Ark.: 2-0

DATE	SITE	W/L	SCORE
3/14/87	Fayetteville, Ark.	W	8-3
3/15/87	Fayetteville, Ark.	W	5-2

WESTERN MICHIGAN

Overall Series Record: 7-2
Record in Fayetteville, Ark.: 2-0
Record at Neutral Sites: 5-2

DATE	SITE	W/L	SCORE
2/28/81	Lakeland, Fla.	W	25-5
3/7/81	Lakeland, Fla.	W	15-11
2/26/84	Lakeland, Fla.	L	15-10
3/1/84	Lakeland, Fla.	W	13-8
3/2/84	Lakeland, Fla.	W	9-4
3/2/89	Lakeland, Fla.	L	6-2
3/4/89	Lakeland, Fla.	W	15-0
3/4/03	Fayetteville, Ark.	W	6-2
3/5/03	Fayetteville, Ark.	W	4-3

WEST TEXAS STATE

Overall Series Record: 0-2
Record at Neutral Sites: 0-2

DATE	SITE	W/L	SCORE
3/28/72	Tulsa, Okla.	L	5-4
4/1/72	Tulsa, Okla.	L	4-3

WEST VIRGINIA

Overall Series Record: 1-0
Record at Neutral Sites: 1-0

DATE	SITE	W/L	SCORE
5/22/87	Huntsville, Ala.+	W	7-2

WICHITA STATE

Overall Series Record: 21-22
Record in Fayetteville, Ark.: 13-2
Record in Wichita, Kan.: 7-17
Record at Neutral Sites: 1-3

DATE	SITE	W/L	SCORE
1960	Fayetteville, Ark.	W	7-6
1960	Fayetteville, Ark.	W	9-5
4/17/61	Wichita, Kan.	L	7-2
4/18/61	Wichita, Kan.	L	5-4
4/7/65	Wichita, Kan.	W	3-0
4/7/65	Wichita, Kan.	L	2-0
5/9/67	Wichita, Kan.	L	6-3
1979	Wichita, Kan.	L	7-6
1979	Wichita, Kan.	L	5-4
5/4/80	Wichita, Kan.	L	6-2
5/4/80	Wichita, Kan.	L	14-0
5/27/83	Stillwater, Okla.+	L	6-3
3/8/86	Fayetteville, Ark.	W	6-5 (10)
5/11/86	Wichita, Kan.	W	12-3
2/19/89	Fayetteville, Ark.	W	5-1
6/2/89	Omaha, Neb.+	L	3-1
6/6/89	Omaha, Neb.+	L	8-4
5/12/90	Wichita, Kan.	W	6-4
5/13/90	Wichita, Kan.	L	3-0
5/26/90	Wichita, Kan.+	L	7-6
5/11/91	Fayetteville, Ark.	W	10-1
5/12/91	Fayetteville, Ark.	W	6-5
4/7/92	Wichita, Kan.	W	5-4
4/8/92	Wichita, Kan.	L	22-4
3/30/93	Fayetteville, Ark.	W	4-3
4/5/93	Wichita, Kan.	L	9-1
4/5/95	Wichita, Kan.	L	5-1
3/13/96	Fayetteville, Ark.	W	5-0
4/29/97	Wichita, Kan.	L	9-7 (10)
4/28/98	Fayetteville, Ark.	W	16-5
5/22/98	Wichita, Kan.+	W	3-2 (11)
4/27/99	Wichita, Kan.	L	5-4 (14)
4/25/00	Wichita, Kan.	W	15-14
3/13/01	Wichita, Kan.	L	5-0
4/23/02	Fayetteville, Ark.	L	3-2
4/22/03	Wichita, Kan.	L	6-5 (10)
3/30/04	Fayetteville, Ark.	W	10-4
6/5/04	Fayetteville, Ark.+	L	4-1
6/6/04	Fayetteville, Ark.+	W	11-9
6/6/04	Fayetteville, Ark.+	W	4-3
3/28/06	Wichita, Kan.	W	4-3 (11)
4/25/07	Fayetteville, Ark.	W	10-2
6/1/13	Manhattan, Kan.+	W	3-1

WILLIAM CAREY

Overall Series Record: 0-1
Record in Hattiesburg, Miss.: 0-1

DATE	SITE	W/L	SCORE
1969	Hattiesburg, Miss.	L	1-0

WILLIAM JEWELL

Overall Series Record: 10-3
Record in Fayetteville, Ark.: 10-3

DATE	SITE	W/L	SCORE
4/8/67	Fayetteville, Ark.	W	8-5
4/8/67	Fayetteville, Ark.	L	8-2
4/30/69	Fayetteville, Ark.	W	12-1
4/30/69	Fayetteville, Ark.	L	4-0
4/8/70	Fayetteville, Ark.	W	7-2
4/8/70	Fayetteville, Ark.	L	3-2
3/10/72	Fayetteville, Ark.	W	12-4
3/11/72	Fayetteville, Ark.	W	3-2
3/14/76	Fayetteville, Ark.	W	6-4
3/10/77	Fayetteville, Ark.	W	5-1
3/10/77	Fayetteville, Ark.	W	2-0
2/23/79	Fayetteville, Ark.	W	7-1
2/23/79	Fayetteville, Ark.	W	13-2

WISCONSIN

Overall Series Record: 8-1
Record in Fayetteville, Ark.: 7-1
Record at Neutral Sites: 1-0

DATE	SITE	W/L	SCORE
3/25/67	San Antonio, Texas	W	5-3
3/15/80	Fayetteville, Ark.	W	9-0
3/15/80	Fayetteville, Ark.	W	3-0
3/16/80	Fayetteville, Ark.	W	9-0
3/16/80	Fayetteville, Ark.	W	9-0
3/9/90	Fayetteville, Ark.	W	8-1
3/9/90	Fayetteville, Ark.	L	6-4
3/10/90	Fayetteville, Ark.	W	9-0

3/10/90 Fayetteville, Ark. W

WISCONSIN-MILWAUKEE

Overall Series Record: 9-0
Record in Fayetteville, Ark.: 9-0

DATE	SITE	W/L	SCORE
2/18/07	Fayetteville, Ark.	W	8-3
2/18/07	Fayetteville, Ark.	W	28-2
2/19/07	Fayetteville, Ark.	W	8-1
3/12/10	Fayetteville, Ark.	W	14-6
3/13/10	Fayetteville, Ark.	W	7-0
3/14/10	Fayetteville, Ark.	W	3-2 (10)
3/4/11	Fayetteville, Ark.	W	15-6
3/5/11	Fayetteville, Ark.	W	13-9
3/6/11	Fayetteville, Ark.	W	7-3

WISCONSIN-OSH KOSH

Overall Series Record: 9-1
Record in Fayetteville, Ark.: 9-1

DATE	SITE	W/L	SCORE
3/19/86	Fayetteville, Ark.	W	14-3
3/19/86	Fayetteville, Ark.	W	4-3
3/16/88	Fayetteville, Ark.	W	16-3
3/14/89	Fayetteville, Ark.	W	13-4
3/15/89	Fayetteville, Ark.	W	9-4
3/19/90	Fayetteville, Ark.	W	7-5
3/20/90	Fayetteville, Ark.	W	13-2
3/18/91	Fayetteville, Ark.	W	3-0
3/18/92	Fayetteville, Ark.	L	3-2
3/15/95	Fayetteville, Ark.	W	7-4

WRIGHT STATE

Overall Series Record: 3-0
Record in Fayetteville, Ark.: 3-0

DATE	SITE	W/L	SCORE
2/22/08	Fayetteville, Ark.	W	9-4
2/23/08	Fayetteville, Ark.	W	5-4
2/24/08	Fayetteville, Ark.	W	7-3

YANKTON

Overall Series Record: 5-0
Record in Fayetteville, Ark.: 5-0

DATE	SITE	W/L	SCORE
1968	Fayetteville, Ark.	W	4-3
1968	Fayetteville, Ark.	W	7-2
1968	Fayetteville, Ark.	W	4-3
4/8/69	Fayetteville, Ark.	W	5-2
4/8/69	Fayetteville, Ark.	W	6-1

! - Conference Tournament Game
+ - NCAA Tournament Game
Records since the 1960 season

1960 (14-9)

Bill Ferrell

Date	Result	Opponent	Location
W, 7-6	Wichita State	Fayetteville	
W, 9-5	Wichita State	Fayetteville	
3/28 W, 11-6	Kansas	Fayetteville	
3/29 W, 18-0	Kansas	Fayetteville	
W, 19-11	Emporia State	Fayetteville	
W, 11-4	Emporia State	Fayetteville	
L, 8-21	Missouri	Fayetteville	
W, 9-8	Missouri	Fayetteville	
W, 10-4	Buena Vista	Fayetteville	
L, 1-3	Buena Vista	Fayetteville	
W, 17-2	Colorado	Fayetteville	
W, 8-2	Colorado	Fayetteville	
4/14 W, 8-0	Baylor	Monroe, La.	
L, 1-5	LSU	Fayetteville	
W, 4-3	Northwestern St.	Natchitoches, La.	
L, 2-3	Mississippi State	Fayetteville	
W, 11-8	Louisiana-Monroe	Monroe, La.	
L, 6-11	Loyola (La.)	New Orleans, La.	
L, 5-9	Loyola (La.)	New Orleans, La.	
W, 11-5	LSU	Baton Rouge, La.	
L, 5-12	Louisiana College	Pineville, La.	
L, 12-13	Centenary	Shreveport, La.	
L, 2-3	Centenary	Shreveport, La.	

1961 (9-8)

Bill Ferrell

Date	Result	Opponent	Location
3/27 L, 6-10	Buena Vista	Fayetteville	
3/28 W, 9-6	Tulsa	Tulsa, Okla.	
3/28 L, 2-8	Tulsa	Tulsa, Okla.	
3/29 W, 2-0	Buena Vista	Fayetteville	
4/3 W, 7-4	TCU	Fort Worth, Texas	
4/4 L, 1-7	SMU	Dallas, Texas	
4/5 W, 11-7	SMU	Dallas, Texas	
4/6 L, 2-16	Baylor	Waco, Texas	
4/6 L, 1-5	Baylor	Waco, Texas	
4/7 W, 9-2	Oklahoma City	Oklahoma City, Okla.	
4/14 W, 10-2	Centenary	Fayetteville	
4/17 L, 2-7	Wichita State	Wichita, Kan.	
4/18 L, 4-5	Wichita State	Wichita, Kan.	
4/19 L, 2-4	Emporia State	Emporia, Kan.	
4/20 W, 15-10	Emporia State	Chanute, Kan.	
4/25 W, 12-2	Tulsa	Fayetteville	
4/25 W, 12-3	Tulsa	Fayetteville	

1962 (13-7)

Bill Ferrell

Date	Result	Opponent	Location
3/26 L, 4-8	Buena Vista	Fayetteville	
3/27 L, 7-8	Buena Vista	Fayetteville	
3/28 W, 5-4	Buena Vista	Fayetteville	
4/3 L, 7-15	Missouri	Columbia, Mo.	
4/4 L, 4-10	Missouri	Columbia, Mo.	
4/7 W, 5-1	Pittsburg State	Fayetteville	
4/7 W, 11-3	Pittsburg State	Fayetteville	
4/13 W, 6-2	Emporia State	Fayetteville	
4/14 W, 12-3	Emporia State	Fayetteville	
4/19 L, 0-5	Baylor	Monroe, La.	
4/20 L, 2-3	Louisiana-Monroe	Monroe, La.	
4/20 W, 13-8	Northwestern State	Monroe, La.	
4/21 W, 5-4	Louisiana-Monroe	Monroe, La.	
4/21 W, 8-4	Northwestern State	Monroe, La.	
4/23 W, 10-7	Louisiana-Monroe	Monroe, La.	
4/23 W, 6-1	Louisiana-Monroe	Monroe, La.	
4/25 L, 2-4	Northwestern St.	Natchitoches, La.	
4/26 W, 2-1	Northwestern St.	Natchitoches, La.	
4/27 W, 6-2	Centenary	Shreveport, La.	
4/28 W, 7-2	Centenary	Shreveport, La.	

1963 (13-10)

Bill Ferrell

Date	Result	Opponent	Location
3/25 W, 9-1	Buena Vista	Fayetteville	
3/25 W, 8-7	Buena Vista	Fayetteville	
3/26 W, 11-10	Buena Vista	Fayetteville	
3/30 L, 6-10	Missouri	Fayetteville	
3/30 W, 6-5	Missouri	Fayetteville	
4/1 W, 15-7	Kansas	Lawrence, Kan.	
4/2 L, 1-9	Kansas	Lawrence, Kan.	
4/3 W, 12-8	Emporia State	Emporia, Kan.	
4/3 L, 2-18	Emporia State	Emporia, Kan.	
4/8 L, 6-7	Centenary	Fayetteville	
4/9 W, 3-2	Centenary	Fayetteville	
4/12 L, 4-5	Southern Miss.	Hattiesburg, Miss.	
4/13 L, 0-4	Southern Miss.	Hattiesburg, Miss.	
4/15 L, 5-10	LSU	Baton Rouge, La.	
4/16 L, 2-10	LSU	Baton Rouge, La.	
4/17 W, 7-3	Miss. College	Clinton, Miss.	
4/18 L, 0-3	Miss. College	Clinton, Miss.	
4/19 W, 5-2	Delta State	Cleveland, Miss.	
4/20 L, 2-10	Delta State	Cleveland, Miss.	
4/23 W, 3-1	Tulsa	Fayetteville	
4/23 W, 9-4	Tulsa	Fayetteville	
4/30 W, 9-4	Pittsburg State	Pittsburg, Kan.	
4/30 W, 2-1	Pittsburg State	Pittsburg, Kan.	

1964 (8-10)

Bill Ferrell

Date	Result	Opponent	Location
3/23 L, 5-6	Buena Vista	Fayetteville	
3/24 L, 13-16	Buena Vista	Fayetteville	
3/27 L, 3-5	Memphis	Little Rock, Ark.	
3/28 L, 6-13	Memphis	Little Rock, Ark.	
3/30 L, 0-6	Memphis	Memphis, Tenn.	
3/31 W, 4-0	Memphis	Memphis, Tenn.	
4/1 L, 0-1	Louisiana-Monroe	Monroe, La.	
4/2 L, 5-7	Louisiana-Monroe	Monroe, La.	
4/3 W, 8-4	Centenary	Shreveport, La.	
4/4 L, 7-8	Centenary	Shreveport, La.	
4/10 W, 9-4	Tulsa	Fayetteville	
4/10 L, 4-6	Tulsa	Fayetteville	
4/13 W, 8-3	Emporia State	Fayetteville	
4/13 L, 6-10	Emporia State	Fayetteville	
4/24 W, 18-9	Tulsa	Tulsa, Okla.	
4/24 W, 16-5	Tulsa	Tulsa, Okla.	
4/29 W, 7-5	Central Missouri St.	Fayetteville	
4/29 W, 10-9	Central Missouri St.	Fayetteville	

1965 (3-14)

Bill Ferrell

Date	Result	Opponent	Location
4/6 L, 4-8	Emporia State	Emporia, Kan.	
4/7 W, 3-0	Wichita State	Wichita, Kan.	
4/7 L, 0-2	Wichita State	Wichita, Kan.	
4/10 L, 7-10	Centenary	Fayetteville	
4/10 L, 4-8	Centenary	Fayetteville	
4/13 L, 7-9	Omaha	Fayetteville	
4/13 L, 3-6	Omaha	Fayetteville	
4/16 L, 1-4	Southern Miss	Hattiesburg, Miss.	
4/17 L, 9-15	Southern Miss	Hattiesburg, Miss.	
4/20 L, 10-11	Louisiana-Monroe	Monroe, La.	
4/20 L, 1-2	Louisiana-Monroe	Monroe, La.	
4/21 L, 1-5	Delta State	Cleveland, Miss.	
4/22 L, 7-12	Delta State	Cleveland, Miss.	
4/23 L, 4-6	Memphis	Fayetteville	
4/23 W, 4-2	Memphis	Fayetteville	
4/27 L, 4-5	Tulsa	Tulsa, Okla.	
4/27 W, 7-1	Tulsa	Tulsa, Okla.	

1966 (4-16)

Wayne Robbins

Date	Result	Opponent	Location
3/21 L, 7-13	Baylor	Waco, Texas	
3/22 L, 3-9	TCU	Fort Worth, Texas	
3/26 W, 7-5	SMS	Fayetteville	
3/31 L, 0-3	Buena Vista	Fayetteville	
4/1 W, 16-13	Buena Vista	Fayetteville	
4/4 L, 3-12	Kansas State	Fayetteville	
4/4 L, 2-6	Kansas State	Fayetteville	
4/9 L, 8-9	Memphis	Memphis, Tenn.	
4/9 L, 1-6	Memphis	Memphis, Tenn.	
4/11 L, 3-9	Mississippi State	Starkville, Miss.	
4/12 L, 0-18	Mississippi State	Starkville, Miss.	
4/13 L, 0-13	Southern Miss	Hattiesburg, Miss.	
4/14 L, 0-19	Southern Miss	Hattiesburg, Miss.	
4/16 W, 4-2	Centenary	Shreveport, La.	
4/16 W, 3-2	Centenary	Shreveport, La.	
4/19 L, 6-12	Tulsa	Tulsa, Okla.	
4/19 L, 4-14	Tulsa	Tulsa, Okla.	
5/5 L, 0-7	Southern Illinois	Fayetteville	

1967 (15-14)

Wayne Robbins

Date	Result	Opponent	Location
3/21 W, 6-1	Buena Vista	Fayetteville	
3/21 W, 4-3	Buena Vista	Fayetteville	
3/22 L, 3-6	Buena Vista	Fayetteville	
3/25 W, 5-3	Wisconsin	San Antonio, Texas	
3/27 L, 1-2	Texas Lutheran	San Antonio, Texas	
3/28 L, 3-13	Indiana	San Antonio, Texas	
3/28 L, 0-4	Texas-Pan American	San Antonio, Texas	
3/29 L, 4-10	Texas-Pan American	San Antonio, Texas	
3/29 L, 1-2	Texas-Pan American	San Antonio, Texas	
3/31 W, 8-6	St. Edwards	San Antonio, Texas	
4/1 W, 11-9	Trinity	San Antonio, Texas	
4/4 W, 4-1	SMU	Fayetteville	

4/4 W, 8-7	SMU	Fayetteville
4/6 W, 8-5	William Jewell	Fayetteville
4/8 L, 2-8	William Jewell	Fayetteville
4/15 L, 1-8	Memphis	Memphis, Tenn.
4/15 W, 4-0	Memphis	Memphis, Tenn.
4/17 W, 12-9	Delta State	Cleveland, Miss.
W, 8-1	Pittsburg State	Fayetteville
W, 6-2	Pittsburg State	Fayetteville
4/22 L, 5-6	SMS	Springfield, Mo.
4/22 L, 3-4	SMS	Springfield, Mo.
4/29 W, 2-1	Oklahoma Baptist	Fayetteville
4/29 W, 6-0	Oklahoma Baptist	Fayetteville
5/8 L, 2-13	Kansas State	Manhattan, Kan.
5/8 L, 2-3	Kansas State	Manhattan, Kan.
5/9 L, 3-6	Wichita State	Wichita, Kan.
W, 8-5	Emporia State	Emporia, Kan.
L, 4-5	Emporia State	Emporia, Kan.

1968 (13-11)


Wayne Robbins

Date	Result	Opponent	Location
3/23 L, 0-4	East Texas Baptist	Marshall, Texas	
3/23 L, 1-2	East Texas Baptist	Marshall, Texas	
3/25 W, 3-2	St. Mary's (Texas)	San Antonio	
3/26 L, 0-1	Air Force	San Antonio	
3/27 L, 4-8	Missouri	San Antonio	
3/28 L, 2-7	Texas-Pan Am.	Edinburg, Texas	
3/29 L, 5-10	Texas-Pan Am.	Edinburg, Texas	
3/30 L, 7-19	Trinity	San Antonio, Texas	
4/5 L, 12-13	Morningside	Fayetteville	
4/6 W, 29-4	Morningside	Fayetteville	
W, 4-3	Yankton	Fayetteville	
W, 7-2	Yankton	Fayetteville	
4/9 W, 12-3	Oklahoma City	Fayetteville	
W, 4-3	Yankton	Fayetteville	
4/12 L, 11-9	Mississippi State	Starkville, Miss.	
4/15 L, 4-7	Memphis	Fayetteville	
4/15 W, 13-7	Memphis	Fayetteville	
4/22 L, 0-12	Oklahoma Baptist	Fayetteville	
4/22 W, 4-3	Oklahoma Baptist	Fayetteville	
4/27 W, 8-4	Pittsburg State	Pittsburg, Kan.	
4/27 W, 3-0	Pittsburg State	Pittsburg, Kan.	
W, 12-9	SMS	Springfield, Mo.	
W, 2-1	Evangel	Fayetteville	
W, 3-1	Evangel	Fayetteville	

1969 (18-10)

Wayne Robbins

Date	Result	Opponent	Location
3/22 W, 13-3	Mississippi College	Clinton, Miss.	
3/24 L, 0-1	Mississippi College	Clinton, Miss.	
3/25 L, 2-7	Belhaven	Jackson, Miss.	
3/26 W, 4-2	Belhaven	Jackson, Miss.	
3/27 W, 4-2	Belhaven	Jackson, Miss.	
L, 0-1	William Carey	Hattiesburg, Miss.	
4/1 W, 16-4	Buena Vista	Fayetteville	
4/1 W, 14-1	Buena Vista	Fayetteville	
4/5 L, 5-12	Upper Iowa	Fayetteville	
4/5 W, 7-4	Upper Iowa	Fayetteville	
4/5 W, 4-1	Upper Iowa	Fayetteville	
4/8 W, 5-2	Yankton	Fayetteville	
4/8 W, 6-1	Yankton	Fayetteville	
4/12 L, 0-6	Memphis	Memphis, Tenn.	
4/12 W, 10-3	Memphis	Memphis, Tenn.	
4/18 W, 5-2	Okla. Baptist	Shawnee, Okla.	
4/19 W, 2-0	Oklahoma City	Oklahoma City	
4/21 L, 13-14	TCU	Fort Worth, Texas	
4/22 L, 3-8	SMU	Dallas, Texas	
4/26 W, 10-6	Kansas State	Fayetteville	
4/26 L, 4-6	Kansas State	Fayetteville	
4/30 W, 12-1	William Jewell	Fayetteville	
4/30 L, 0-4	William Jewell	Fayetteville	
5/3 W, 3-0	Evangel	Springfield, Mo.	
5/3 W, 18-0	Evangel	Springfield, Mo.	
5/6 W, 3-2	SMS	Fayetteville	
5/6 L, 0-2	SMS	Fayetteville	




Bill "Groundhog" Ferrell coached Arkansas from 1950-65 and compiled a 139-149 record.

1970 (19-13)

Norm DeBrynn

Date	Result	Opponent	Location
W, 8-1	St. Mary's (Tx)	San Antonio	
3/23 L, 6-8	Texas-Pan Am.	Edinburg, Texas	
L, 7-8	St. Edwards	Austin, Texas	
W, 10-5	NE Missouri St	San Antonio	
3/25 L, 5-11	Texas Lutheran	Sequin, Texas	
3/26 L, 0-1	St. Mary's (Texas)	San Antonio	
3/28 L, 1-10	Minnesota	San Antonio, Texas	
3/28 W, 8-7	Minnesota	San Antonio, Texas	
3/28 W, 4-3	Texas-Pan Am.	Edinburg, Texas	
4/4 W, 5-0	Nebraska-Kearney	Fayetteville	
4/4 L, 0-4	Nebraska-Kearney	Fayetteville	
4/8 W, 7-2	William Jewell	Fayetteville	
4/8 L, 2-3	William Jewell	Fayetteville	
4/11 L, 7-8	Tulsa	Tulsa, Okla.	
4/13 W, 9-6	Oklahoma Baptist	Fayetteville	
4/13 L, 4-9	Oklahoma Baptist	Fayetteville	
4/15 W, 5-3	Oklahoma State	Fayetteville	
4/15 W, 3-1	Oklahoma State	Fayetteville	
4/18 W, 6-4	SMS	Springfield, Mo.	
4/21 W, 9-4	Oklahoma City	Fayetteville	
4/21 W, 9-3	Oklahoma City	Fayetteville	
4/29 W, 7-0	Oral Roberts	Fayetteville	
4/29 W, 8-0	Oral Roberts	Fayetteville	
5/2 W, 7-6	Memphis	Memphis, Tenn.	
5/2 W, 7-3	Memphis	Memphis, Tenn.	
5/4 L, 0-6	Mississippi State	Starkville, Miss.	
5/4 L, 0-1	Mississippi State	Starkville, Miss.	
5/8 L, 6-9	Vanderbilt	Covington, Tenn.	
5/11 L, 1-2	Oklahoma	Fayetteville	
5/11 W, 5-2	Oklahoma	Fayetteville	
5/12 W, 10-0	Evangel	Springfield, Mo.	
5/12 W, 6-0	Evangel	Springfield, Mo.	



The 1912 Razorback baseball team went 7-8 on the season under head coach Hugo Bezdek.

|| ALL-TIME RESULTS



1971 (23-18)

Norm DeBrynn

Date	Result	Opponent	Location
3/3	L, 3-4	Tulsa	Tulsa, Okla.
3/3	L, 2-18	Tulsa	Tulsa, Okla.
3/17	W, 6-2	Drake	Fayetteville
3/17	L, 6-7	Drake	Fayetteville
3/20	W, 13-3	Okla. Baptist	Shawnee, Okla.
3/20	L, 2-4	Okla. Baptist	Shawnee, Okla.
W, 8-7	St. Cloud State	Fayetteville	
3/25	W, 5-1	Buena Vista	Fayetteville
3/25	W, 3-2	Buena Vista	Fayetteville
3/29	W, 3-2	Trinity	San Antonio, Texas
3/29	L, 2-4	St. Mary's (Texas)	San Antonio, Texas
3/31	W, 6-1	Texas Lutheran	Seguin, Texas
4/1	L, 0-10	Texas-Pan Am.	Edinburg, Texas
4/1	L, 0-5	Texas-Pan Am.	Edinburg, Texas
4/2	L, 2-5	Rice	Edinburg, Texas
4/3	L, 3-4	Rice	Edinburg, Texas
4/6	W, 4-3	Abeline Christian	Fayetteville
4/6	W, 11-1	Abeline Christian	Fayetteville
W, 8-1	Carthage	Fayetteville	
T, 2-2	Carthage	Fayetteville	
4/13	W, 6-2	SMS	Fayetteville
4/13	L, 2-3	SMS	Fayetteville
4/17	W, 6-0	Pittsburg State	Fayetteville
4/17	W, 11-1	Pittsburg State	Fayetteville
4/19	W, 11-0	Oklahoma City	Oklahoma City
4/19	W, 13-1	Oklahoma City	Oklahoma City
4/21	L, 4-6	Oklahoma St.	Stillwater, Okla.
4/21	L, 4-7	Oklahoma St.	Stillwater, Okla.
4/24	W, 6-5	Memphis	Fayetteville
4/24	W, 4-3	Memphis	Fayetteville
4/27	W, 6-1	Oral Roberts	Tulsa, Okla.
4/27	L, 4-6	Oral Roberts	Tulsa, Okla.
5/4	W, 12-11	Oral Roberts	Fayetteville
5/4	L, 2-5	Oral Roberts	Fayetteville
5/5	W, 12-1	Evangel	Springfield, Mo.
5/5	W, 13-0	Evangel	Springfield, Mo.
5/7	L, 4-6	Creighton	Omaha, Neb.
5/7	W, 2-0	Creighton	Omaha, Neb.
5/8	L, 2-3	Creighton	Omaha, Neb.
5/8	L, 1-2	Creighton	Omaha, Neb.
5/15	W, 5-2	Union	Fayetteville
5/15	L, 2-6	Union	Fayetteville

1972 (16-16)

Norm DeBrynn

Date	Result	Opponent	Location
3/8	W, 8-2	Lincoln	Fayetteville
3/8	W, 10-0	Lincoln	Fayetteville
3/10	W, 12-4	William Jewell	Fayetteville
3/11	W, 3-2	William Jewell	Fayetteville
L, 3-15	Tulsa	Fayetteville	
L, 3-4	Tulsa	Fayetteville	
L, 4-5	Northeastern St.	Fayetteville	
W, 2-0	Northeastern St.	Fayetteville	
3/18	W, 9-4	Drake	Fayetteville
3/18	W, 4-2	Drake	Fayetteville
3/20	W, 9-6	St. Cloud State	Fayetteville
3/22	W, 9-6	Missouri	Columbia, Mo.
3/22	L, 1-3	Missouri	Columbia, Mo.
3/25	L, 4-8	Oral Roberts	Tulsa, Okla.
3/25	W, 2-1	Oral Roberts	Tulsa, Okla.
3/28	L, 4-5	West Texas State	Tulsa, Okla.
3/30	L, 2-3	Tulsa	Tulsa, Okla.
3/31	W, 1-0	Buena Vista	Tulsa, Okla.
4/1	L, 0-3	Tulsa	Tulsa, Okla.
4/1	L, 3-4	West Texas State	Tulsa, Okla.
4/2	L, 3-5	Tulsa	Tulsa, Okla.
4/6	L, 2-6	Southwestern St.	Fayetteville
4/7	W, 8-5	Missouri Western	Fayetteville
4/7	W, 4-3	Missouri Western	Fayetteville
4/11	W, 5-0	Pittsburg State	Fayetteville
4/11	W, 9-0	Pittsburg State	Fayetteville
4/18	L, 2-7	SMS	Springfield, Mo.
4/18	W, 8-7	SMS	Springfield, Mo.
4/22	L, 2-4	Union	Jackson, Tenn.
4/22	L, 2-6	Union	Jackson, Tenn.
5/2	L, 2-3	Oklahoma	Norman, Okla.
5/2	L, 3-4	Oklahoma	Norman, Okla.



Norm DeBrynn took over the Razorbacks in 1970 and built the program into a national power over his 33 years at the helm. He won a school-record 1161 games & three conference titles.

1973 (23-7)

Norm DeBrynn

Date	Result	Opponent	Location
W, 3-1	SMU	Dallas, Texas	
W, 4-3	SMU	Dallas, Texas	
3/14	W, 9-7	Kansas State	Fayetteville
3/14	W, 8-2	Kansas State	Fayetteville
3/17	W, 6-5	Notre Dame	Las Cruces, N.M.
3/17	W, 8-4	New Mexico St.	Las Cruces, N.M.
3/18	L, 0-10	Tulsa	Tulsa, Okla.
3/19	T, 17-17	St. Cloud State	Fayetteville
3/22	W, 11-10	Drake	Fayetteville
3/22	W, 3-2	Drake	Fayetteville
3/27	W, 4-0	St. Olaf	Fayetteville
W, 6-1	Oklahoma City	Oklahoma City, Okla.	
W, 10-0	Oklahoma City	Oklahoma City, Okla.	
W, 7-5	SMS	Fayetteville	
W, 13-4	SMS	Fayetteville	
4/14	W, 1-0	Memphis	Fayetteville
4/14	L, 0-3	Memphis	Fayetteville
W, 5-4	Evangel	Fayetteville	
W, 11-0	Evangel	Fayetteville	
W, 5-4	Oral Roberts	Tulsa, Okla.	
L, 0-2	Oral Roberts	Tulsa, Okla.	
4/21	W, 8-2	Oklahoma City	Fayetteville
4/21	W, 3-2	Oklahoma City	Fayetteville
4/24	W, 2-0	Tulsa	Fayetteville
4/24	L, 2-7	Tulsa	Fayetteville
4/27	W, 5-1	Creighton	Omaha, Neb.
4/27	W, 11-2	Creighton	Omaha, Neb.
4/28	W, 3-1	Creighton	Omaha, Neb.
4/28	L, 2-6	Creighton	Omaha, Neb.
5/27	L, 0-6	Trinity+	Arlington, Texas
5/28	L, 2-4	Texas-Pan Am+	Arlington, Texas

1974 (22-21; 9-15 7th SWC)

Norm DeBrynn

Date	Result	Opponent	Location
3/2	W, 8-4	Northeastern (Okla.) St	Fayetteville
3/2	W, 4-1	Northeastern (Okla.) St	Fayetteville
3/5	W, 4-0	Missouri Western	Fayetteville
3/5	W, 5-2	Missouri Western	Fayetteville
3/6	L, 1-12	Creighton	Fayetteville
3/6	W, 12-4	Creighton	Fayetteville
3/8	L, 6-7	Baylor*	Waco, Texas
3/9	L, 2-7	Baylor*	Waco, Texas
3/9	L, 0-9	Baylor*	Waco, Texas
3/12	L, 1-2	Kansas State	Fayetteville
3/12	L, 1-2	Kansas State	Fayetteville
3/15	W, 4-2	SMU*	Fayetteville
3/16	W, 11-3	SMU*	Fayetteville
3/16	W, 6-2	SMU*	Fayetteville
3/18	W, 4-2	Mankato State	Fayetteville
3/18	L, 3-9	Mankato State	Fayetteville
3/22	L, 2-5	Texas A&M*	College Station
3/23	L, 1-15	Texas A&M*	College Station
3/23	L, 0-15	Texas A&M*	College Station
3/25	W, 5-4	Lamar	Fayetteville
3/27	W, 1-0	Oral Roberts	Tulsa, Okla.
3/27	L, 0-1	Oral Roberts	Tulsa, Okla.
3/29	L, 4-19	Texas*	Fayetteville
3/30	L, 2-3	Texas*	Fayetteville
3/30	W, 8-5	Texas*	Fayetteville
4/2	L, 4-5	Oklahoma City	Oklahoma City
4/2	W, 9-0	Oklahoma City	Oklahoma City
4/6	L, 5-6	Rice*	Fayetteville
4/6	W, 6-3	Rice*	Fayetteville
4/6	W, 9-7	Rice*	Fayetteville
4/9	W, 9-5	SMS	Springfield, Mo.
4/9	W, 10-8	SMS	Springfield, Mo.
4/12	L, 2-8	TCU*	Fort Worth, Texas
4/13	L, 5-6	TCU*	Fort Worth, Texas
4/13	L, 3-5	TCU*	Fort Worth, Texas
4/15	W, 6-4	Evangel	Springfield, Mo.
4/15	W, 5-3	Evangel	Springfield, Mo.
4/19	W, 9-3	Texas Tech*	Fayetteville
4/20	W, 15-6	Texas Tech*	Fayetteville
4/20	W, 7-6	Texas Tech*	Fayetteville
4/27	L, 0-8	Houston*	Houston, Texas
4/27	L, 5-6	Houston*	Houston, Texas
4/27	L, 3-8	Houston*	Houston, Texas

1975 (20-22; 8-14 7th SWC)

Norm DeBrynn

Date	Result	Opponent	Location
3/1	L, 0-3	Kansas State	Fayetteville
3/1	W, 6-1	Kansas State	Fayetteville
3/2	L, 4-5	Kansas State	Fayetteville
3/2	W, 11-1	Kansas State	Fayetteville
3/4	W, 7-6	Northeastern St.	Fayetteville
3/4	W, 8-6	Northeastern St.	Fayetteville
3/7	L, 2-11	Baylor*	Fayetteville
3/8	W, 5-4	Baylor*	Fayetteville
3/8	W, 7-4	Baylor*	Fayetteville
W, 4-1	SMU*	Dallas, Texas	
3/17	W, 3-2	Baker	Fayetteville
3/17	L, 0-2	Baker	Fayetteville
3/21	W, 4-1	Texas A&M*	Fayetteville
3/22	L, 2-3	Texas A&M*	Fayetteville
3/22	L, 0-5	Texas A&M*	Fayetteville
3/24	W, 15-6	Nebraska	Fayetteville
3/24	W, 10-4	Nebraska	Fayetteville
3/25	L, 4-5	Nebraska	Fayetteville

3/25	W, 4-2	Nebraska	Fayetteville
3/29	L, 1-6	Texas*	Austin, Texas
3/29	L, 1-5	Texas*	Austin, Texas
3/29	L, 2-3	Texas*	Austin, Texas
3/3	W, 9-2	Northeastern St.	Fayetteville
3/3	W, 4-0	Northeastern St.	Fayetteville
4/4	W, 5-0	Rice*	Houston, Texas
4/5	L, 1-5	Rice*	Houston, Texas
4/5	L, 0-9	Rice*	Houston, Texas
4/8	L, 7-8	Southwestern St.	Fayetteville
4/8	L, 4-7	Southwestern St.	Fayetteville
4/11	L, 8-9	TCU*	Fort Worth, Texas
4/12	L, 1-13	TCU*	Fort Worth, Texas
4/12	L, 2-4	TCU*	Fort Worth, Texas
4/15	W, 5-1	Oral Roberts	Fayetteville
4/15	W, 4-2	Oral Roberts	Fayetteville
4/18	W, 6-4	Texas Tech*	Lubbock, Texas
4/19	L, 5-14	Texas Tech*	Lubbock, Texas
4/19	L, 11-13	Texas Tech*	Lubbock, Texas
4/21	L, 0-6	American Christian	Fayetteville
4/21	L, 1-2	American Christian	Fayetteville
4/25	W, 5-1	Houston*	Houston, Texas
4/26	W, 3-0	Houston*	Houston, Texas
4/26	L, 3-10	Houston*	Houston, Texas

* - SWC Game

1976 (31-15-1; 12-12 5th SWC)

Norm DeBrynn

Date	Result	Opponent	Location
2/28	W, 2-0	Northeastern (Okla.) St	Fayetteville
2/28	W, 7-6	Northeastern (Okla.) St	Fayetteville
3/5	L, 4-9	Houston*	Houston, Texas
3/6	L, 0-1	Houston*	Houston, Texas
3/6	L, 2-3	Houston*	Houston, Texas
3/10	W, 11-0	Baker	Fayetteville
3/11	W, 9-7	Baker	Fayetteville
3/12	W, 7-0	Missouri Southern	Fayetteville
3/12	T, 0-0 (12)	Missouri Southern	Fayetteville
3/13	W, 9-1	Southwest Baptist	Fayetteville
3/13	W, 6-1	Southwest Baptist	Fayetteville
3/14	W, 6-4	William Jewell	Fayetteville
3/15	W, 1-0	Tulsa	Fayetteville
3/15	W, 1-0	Tulsa	Fayetteville
3/19	W, 5-4	Texas Tech*	Fayetteville
3/20	W, 4-3	Texas Tech*	Fayetteville
3/20	W, 10-2	Texas Tech*	Fayetteville
3/22	W, 6-5	Luther	Fayetteville
3/22	W, 13-3	Luther	Fayetteville
3/23	W, 2-0	Mankato State	Fayetteville
3/23	W, 2-0	Mankato State	Fayetteville
3/26	W, 17-2	SMU*	Dallas, Texas
3/27	W, 10-1	SMU*	Dallas, Texas
3/27	W, 2-1	SMU*	Dallas, Texas
3/27	W, 2-1	SMU*	Dallas, Texas
3/29	L, 2-5	Illinois-Edwardsville	Fayetteville
3/29	W, 7-3	Illinois-Edwardsville	Fayetteville
3/30	W, 6-5	Oral Roberts	Tulsa, Okla.
3/30	L, 3-6	Oral Roberts	Tulsa, Okla.
4/2	W, 7-5	TCU*	Fayetteville
4/3	L, 5-6	TCU*	Fayetteville
4/3	W, 7-6	TCU*	Fayetteville
4/6	W, 11-3	SMS	Fayetteville
4/6	W, 8-5	SMS	Fayetteville
4/9	L, 0-5	Baylor*	Waco, Texas
4/10	L, 0-2	Baylor*	Waco, Texas
4/10	L, 2-5	Baylor*	Waco, Texas
4/16	W, 4-1	Rice*	Fayetteville
4/17	W, 4-1	Rice*	Fayetteville
4/17	W, 1-0	Rice*	Fayetteville
4/23	L, 1-10	Texas*	Austin, Texas
4/24	L, 3-6	Texas*	Austin, Texas
4/24	W, 5-2	Texas*	Austin, Texas
4/27	W, 2-0	American Christian	Fayetteville
4/27	L, 0-1	American Christian	Fayetteville
4/30	L, 6-7	Texas A&M*	Fayetteville
5/1	L, 1-3	Texas A&M*	Fayetteville
5/1	L, 5-7	Texas A&M*	Fayetteville

* - SWC Game

S - Game called after 12 innings

1977 (33-18; 14-10 4th SWC)

Norm DeBrynn

Date	Result	Opponent	Location
2/19	W, 11-2	Northeastern (Okla.) St	Fayetteville
2/19	W, 5-0	Northeastern (Okla.) St	Fayetteville
2/22	W, 7-0	Oral Roberts	Fayetteville
2/22	L, 0-2	Oral Roberts	Fayetteville
2/25	L, 0-6	Texas A&M*	College Station, Texas
2/26	L, 3-4	Texas A&M*	College Station, Texas
2/26	L, 0-4	Texas A&M*	College Station, Texas
3/1	W, 2-0	Southwestern St.	Fayetteville
3/2	W, 11-0	Northeastern St.	Fayetteville
3/4	W, 5-3	Houston*	Fayetteville
3/5	W, 2-0	Houston*	Fayetteville
3/5	L, 0-5	Houston*	Fayetteville
3/7	W, 6-0	Baker	Fayetteville
3/7	W, 11-1	Baker	Fayetteville
3/9	W, 6-0	Missouri Southern	Fayetteville
3/9	W, 7-6	Missouri Southern	Fayetteville
3/10	W, 5-1	William Jewell	Fayetteville
3/10	W, 2-0	William Jewell	Fayetteville
3/13	W, 8-0	Creighton	Fayetteville
3/14	W, 4-1	Iowa State	Fayetteville
3/14	W, 2-0	Iowa State	Fayetteville
3/15	L, 1-2	Tulsa	Tulsa, Okla.
3/15	L, 4-6	Tulsa	Tulsa, Okla.
3/18	W, 13-10	Texas Tech*	Lubbock, Texas
3/19	L, 4-7	Texas Tech*	Lubbock, Texas

3/19	W, 14-7	Texas Tech*	Lubbock, Texas
3/23	W, 4-3	Eastern Michigan	Fayetteville
3/23	W, 8-1	Eastern Michigan	Fayetteville
3/25	W, 1-0	SMU*	Fayetteville
3/26	W, 4-1	SMU*	Fayetteville
3/26	W, 3-1	SMU*	Fayetteville
4/1	L, 2-5	TCU*	Fort Worth, Texas
4/2	W, 3-0	TCU*	Fort Worth, Texas
4/2	W		

1979 (49-15; 19-5 2nd SWC)

Norm DeBriyn

Date	Result	Opponent	Location
2/23	W, 7-1	William Jewell	Fayetteville
2/23	W, 13-2	William Jewell	Fayetteville
2/27	W, 5-0	Missouri Southern	Fayetteville
2/27	W, 3-2	Missouri Southern	Fayetteville
3/2	W, 2-0	Texas*	Fayetteville
3/3	L, 2-3	Texas*	Fayetteville
3/3	L, 0-1	Texas*	Fayetteville
3/4	L, 2-3	Southern Illinois	Fayetteville
3/4	L, 5-18	Southern Illinois	Fayetteville
3/5	W, 5-0	Southwest Baptist	Fayetteville
3/5	W, 9-2	Southwest Baptist	Fayetteville
3/6	W, 4-1	Tulsa	Fayetteville
3/6	W, 8-1	Tulsa	Fayetteville
3/9	W, 6-3	Rice*	Houston, Texas
3/10	W, 7-2	Rice*	Houston, Texas
3/10	W, 12-3	Rice*	Houston, Texas
3/16	W, 12-1	Baylor*	Fayetteville
3/17	W, 5-1	Baylor*	Fayetteville
3/17	L, 0-4	Baylor*	Fayetteville
3/19	W, 13-0	Missouri Western	Fayetteville
3/19	W, 7-6 (11)	Missouri Western	Fayetteville
3/23	W, 7-1	TCU*	Fort Worth, Texas
3/24	W, 10-1	TCU*	Fort Worth, Texas
3/24	W, 9-4	TCU*	Fort Worth, Texas
3/26	W, 6-2	Eastern Michigan	Fayetteville
3/26	W, 1-0	Eastern Michigan	Fayetteville
3/27	W, 7-4	Iowa	Fayetteville
3/27	W, 6-0	Eastern Michigan	Fayetteville
3/30	W, 3-1	SMU*	Fayetteville
3/31	W, 3-1	SMU*	Fayetteville
3/31	W, 9-2	SMU*	Fayetteville
4/3	W, 5-1	SMS	Fayetteville
4/3	W, 4-3	SMS	Fayetteville
4/6	L, 8-9	Texas Tech*	Lubbock, Texas
4/7	W, 6-2	Texas Tech*	Lubbock, Texas
4/7	W, 12-9	Texas Tech*	Lubbock, Texas
4/13	W, 4-0	South Dakota	Fayetteville
4/13	W, 7-0	South Dakota	Fayetteville
4/14	W, 7-1	South Dakota	Fayetteville
4/14	W, 8-1	South Dakota	Fayetteville
4/17	L, 2-5	Oral Roberts	Tulsa, Okla.
4/20	W, 5-3	Houston*	Fayetteville
4/21	W, 3-0	Houston*	Fayetteville
4/21	W, 11-0 (8)	Houston*	Fayetteville
4/27	L, 0-6	Texas A&M*	College Station, Texas
4/28	W, 2-0 (11)	Texas A&M*	College Station, Texas
4/28	W, 9-1	Texas A&M*	College Station, Texas
L, 8-9	Missouri Southern	Joplin, Mo.	
W, 6-5	Missouri Southern	Joplin, Mo.	
L, 6-7	Wichita State	Wichita, Kan.	
L, 4-5	Wichita State	Wichita, Kan.	
5/12	W, 6-1	Baylor!	Austin, Texas
5/13	L, 2-6	Texas!	Austin, Texas
5/14	W, 6-2	Texas A&M!	Austin, Texas
5/14	L, 6-12	Texas!	Austin, Texas
5/25	W, 12-11	George Wash+	Tallahassee, Fla.
5/26	W, 9-1	Florida+	Tallahassee, Fla.
5/26	W, 8-6	Delaware+	Tallahassee, Fla.
5/27	W, 4-3	Delaware+	Tallahassee, Fla.
6/1	W, 5-4	Pepperdine#	Omaha, Neb.
6/3	W, 10-3	Arizona#	Omaha, Neb.
6/5	W, 9-4	Texas#	Omaha, Neb.
6/6	L, 10-13	Cal St. Fullerton#	Omaha, Neb.
6/8	L, 1-2	Cal St. Fullerton#	Omaha, Neb.

* - SWC Game
! - SWC Tournament
+ - NCAA East Regional
- College World Series

1980 (44-22; 15-8 3rd SWC)

Norm DeBriyn

Date	Result	Opponent	Location
2/15	W, 9-3	Texas-Pan Am	Edinburg, Texas
2/15	L, 0-2	Texas-Pan Am	Edinburg, Texas
2/16	L, 1-3	Texas-Pan Am	Edinburg, Texas
2/16	L, 0-5	Texas-Pan Am	Edinburg, Texas
2/17	W, 4-2	Texas-Pan Am	Edinburg, Texas
2/17	L, 2-3	Texas-Pan Am	Edinburg, Texas
2/22	W, 15-0	Missouri Southern	Fayetteville
2/22	W, 7-0	Missouri Southern	Fayetteville
2/23	W, 10-0	Tulsa	Fayetteville
2/23	W, 12-0	Tulsa	Fayetteville
2/29	W, 2-0	SMU*	Dallas, Texas
3/1	L, 1-2	SMU*	Dallas, Texas
3/1	L, 1-9	SMU*	Dallas, Texas



Arkansas' 1979 team made the school's first appearance in the College World Series and finished second.

3/7	W, 2-1	Texas Tech*	Fayetteville
3/8	L, 3-5	Texas Tech*	Fayetteville
3/8	W, 9-2	Texas Tech*	Fayetteville
3/9	W, 6-5	Southern Illinois	Fayetteville
3/9	L, 4-8	Southern Illinois	Fayetteville
3/10	W, 11-6	Northwestern Mo. St.	Fayetteville
3/10	W, 7-1	Northwestern Mo. St.	Fayetteville
3/11	L, 3-7	Oral Roberts	Fayetteville
3/11	L, 0-5	Oral Roberts	Fayetteville
3/12	W, 10-3	Southwest Baptist	Fayetteville
3/12	W, 11-1	Southwest Baptist	Fayetteville
3/13	W, 16-2	Baker	Fayetteville
3/13	W, 9-4	Baker	Fayetteville
3/14	W, 8-4	Kansas State	Fayetteville
3/14	W, 8-3	Kansas State	Fayetteville
3/15	W, 9-0	Wisconsin	Fayetteville
3/15	W, 3-0	Wisconsin	Fayetteville
3/16	W, 9-0	Wisconsin	Fayetteville
3/16	W, 9-0	Wisconsin	Fayetteville
3/21	W, 13-6	Houston*	Houston, Texas
3/22	W, 4-2	Houston*	Houston, Texas
3/22	L, 6-11	Houston*	Houston, Texas
3/28	W, 4-2	Texas A&M*	Fayetteville
3/28	L, 5-8	Texas A&M*	Fayetteville
4/1	W, 2-1	Centenary	Fayetteville
4/1	W, 7-5	Centenary	Fayetteville
4/4	W, 2-1	Texas*	Austin, Texas
4/5	L, 3-15	Texas*	Austin, Texas
4/5	W, 8-6	Texas*	Austin, Texas
4/11	W, 14-6	Rice*	Fayetteville
4/12	W, 5-2	Rice*	Fayetteville
4/12	L, 8-9	Rice*	Fayetteville
4/15	W, 8-3	Tulsa	Tulsa, Okla.
4/15	W, 17-6	Tulsa	Tulsa, Okla.
4/18	L, 1-2	Baylor*	Waco, Texas
4/19	W, 3-2	Baylor*	Waco, Texas
4/19	W, 7-6	Baylor*	Waco, Texas
4/23	L, 6-7 (11)	Mississippi St.	Greenville, Miss.
4/25	W, 5-1	TCU*	Fayetteville
4/26	W, 3-2	TCU*	Fayetteville
4/26	W, 18-17	TCU*	Fayetteville
4/29	W, 7-6	Oklahoma State	Tulsa, Okla.
5/3	W, 4-2	Oral Roberts	Tulsa, Okla.
5/4	L, 2-6	Wichita State	Wichita, Kan.
5/4	L, 0-14	Wichita State	Wichita, Kan.
5/7	W, 19-10	Texas A&M!	College Station, Texas
5/8	L, 4-6	Texas!	College Station, Texas
5/9	W, 6-5	Texas Tech!	College Station, Texas
5/9	W, 8-7	Texas!	College Station, Texas
5/10	L, 4-9	Texas!	College Station, Texas
5/22	W, 3-2	Oral Roberts+	Tulsa, Okla.
5/23	L, 0-6	Missouri+	Tulsa, Okla.
5/24	L, 1-7	California+	Tulsa, Okla.


* - SWC Game
! - SWC Tournament
+ - NCAA Midwest Regional

1981 (31-21; 12-9 2nd SWC)

Norm DeBriyn

Date	Result	Opponent	Location
2/21	L, 4-5 (11)	Oklahoma State	Fayetteville
2/24	W, 8-2	Missouri Southern	Fayetteville
2/24	W, 7-4	Missouri Southern	Fayetteville
2/28	W, 25-5	Western Michigan	Lakeland, Fla.
3/1	W, 17-10	Eastern Michigan	Lakeland, Fla.
3/2	W, 7-5	Missouri	Lakeland, Fla.
3/3	L, 5-7	Eastern Michigan	Lakeland, Fla.
3/3	L, 6-8	Missouri	Lakeland, Fla.
3/4	L, 3-5	Florida Southern	Lakeland, Fla.
3/5	W, 13-3	Florida Southern	Lakeland, Fla.
3/6	W, 6-2	Eastern Michigan	Lakeland, Fla.
3/6	W, 9-8	Eastern Michigan	Lakeland, Fla.
3/7	W, 15-11	Western Michigan	Lakeland, Fla.
3/10	L, 3-6	Oral Roberts	Fayetteville
3/10	L, 6-11	Oral Roberts	Fayetteville
3/13	W, 4-1	TCU*	Fort Worth, Texas
3/14	L, 5-6	TCU*	Fort Worth, Texas
3/14	L, 5-6	TCU*	Fort Worth, Texas
3/16	W, 15-2	Missouri Western	Fayetteville
3/16	W, 10-0	Missouri Western	Fayetteville
3/17	W, 20-9	Southwest Baptist	Fayetteville
3/17	W, 8-3	Southwest Baptist	Fayetteville
3/20	W, 11-3	Baylor*	Fayetteville
3/21	W, 3-1	Baylor*	Fayetteville
3/21	W, 12-0	Baylor*	Fayetteville
3/27	W, 3-2	Rice*	Houston, Texas
3/28	L, 4-5	Rice*	Houston, Texas
3/28	L, 3-4	Rice*	Houston, Texas
4/3	W, 7-0	Texas*	Fayetteville
4/4	L, 4-5	Texas*	Fayetteville

ALL-TIME RESULTS ||



Kevin McReynolds was the Southwest Conference's first triple crown winner in 1980. He was drafted No. 6 overall by the Padres in 1981 and ended his career at Arkansas leading 12 offensive categories.

1983 (44-21; 13-8 2nd SWC)

Norm DeBriyn

Date	Result	Opponent	Location
2/18	W, 8-7	Texas Wesleyan	Fayetteville
2/19	L, 0-2	Texas Wesleyan	Fayetteville
2/19	W, 11-5	Texas Wesleyan	Fayetteville
2/22	W, 19-3	Northeastern (Okla.) St	Fayetteville
2/25	W, 11-3	Missouri Southern	Fayetteville
2/25	W, 8-6	Missouri Southern	Fayetteville
2/26	W, 10-1	Southwest Baptist	Fayetteville
2/26	W, 8-2	Southwest Baptist	Fayetteville
3/1	L, 3-7	Southern Illinois	Fayetteville
3/1	W, 6-2	Southern Illinois	Fayetteville
3/5	L, 4-11	Oklahoma	Norman, Okla.
3/5	W, 14-3	Oklahoma	Norman, Okla.
3/6	W, 13-4	Oklahoma City	Oklahoma City, Okla.
3/6	W, 7-2	Oklahoma	Norman, Okla.
3/11	W, 8-5	Baylor*	Fayetteville
3/12	W, 5-3	Baylor*	Fayetteville
3/12	L, 2-3	Baylor*	Fayetteville
3/13	W, 12-1	Kansas State	Fayetteville
3/14	W, 9-4	Missouri Western	Fayetteville
3/14	W, 13-2	Missouri Western	Fayetteville
3/15	W, 7-5	Central Mo. State	Fayetteville
3/15	W, 5-0	Central Mo. State	Fayetteville
3/16	W, 12-3	Central Mo. State	Fayetteville
3/16	W, 8-1	Central Mo. State	Fayetteville
3/17	W, 5-0	Notre Dame	Fayetteville
3/19	L, 1-6	Rice*	Houston, Texas
3/19	L, 2-3 (12)	Rice*	Houston, Texas
3/20	W, 7-4 (10)	Rice*	Houston, Texas
3/27	L, 4-9	Texas*	Little Rock, Ark.
3/27	L, 1-6	Texas*	Little Rock, Ark.
3/27	L, 9-11	Texas*	Little Rock, Ark.
4/1	W, 10-8	Texas A&M*	College Station, Texas
4/2	W, 3-0	Texas A&M*	College Station, Texas
4/2	W, 10-9	Texas A&M*	College Station, Texas
4/3	W, 8-5	Minnesota	Fayetteville
4/10	W, 1-0	Houston*	Fayetteville
4/10	L, 8-12	Houston*	Fayetteville
4/11	W, 9-1	Houston*	Fayetteville
4/16	W, 7-1	Texas Tech*	Lubbock, Texas
4/16	W, 8-7	Texas Tech*	Lubbock, Texas
4/17	L, 9-10	Texas Tech*	Lubbock, Texas
4/19	W, 6-3	SMS	Springfield, Mo.
4/19	L, 2-3	SMS	Springfield, Mo.
4/23	W, 4-3	TCU*	Fort Worth, Texas
4/23	W, 10-5	TCU*	Fort Worth, Texas
4/24	W, 9-3	TCU*	Fort Worth, Texas
4/26	L, 2-9	Mississippi St.	Greenville, Miss.
4/27	W, 5-3	Mississippi State	Helena, Ark.
4/29	L, 9-19	Dallas Baptist	Fort Smith, Ark.
4/30	W, 8-4	Dallas Baptist	Fayetteville
4/30	W, 8-7	Dallas Baptist	Fayetteville
5/6	W, 6-3	Oral Roberts	Fayetteville
5/6	W, 11-3	Oral Roberts	Fayetteville
5/7	L, 3-8	Oral Roberts	Tulsa, Okla.
5/7	W, 4-1	Oral Roberts	Tulsa, Okla.
5/13	W, 4-3	Houston!	Austin, Texas
5/14	L, 2-9	Texas!	Austin, Texas
5/15	W, 9-7	Houston!	Austin, Texas
5/15	W, 5-4	Texas!	Austin, Texas
5/16	L, 0-14	Texas!	Austin, Texas
5/20	L, 3-5	Coastal Carolina	Fayetteville
5/21	L, 7-13	Coastal Carolina	Fayetteville
5/21	W, 6-4	Coastal Carolina	Fayetteville
5/26	L, 6-7	Oral Roberts+	Stillwater, Okla.
5/27	L, 3-6	Wichita State+	Stillwater, Okla.

* - SWC Game
! - SWC Tournament
+ - NCAA Midwest Regional

4/4	L, 6-8	Texas*	Fayetteville
4/10	W, 4-0	Texas A&M*	College Station, Texas
4/11	L, 2-9	Texas A&M*	College Station, Texas
4/11	W, 19-6	Texas A&M*	College Station, Texas
4/17	L, 3-5	Houston*	Fayetteville
4/18	W, 15-4	Houston*	Fayetteville
4/18	W, 2-1	Houston*	Fayetteville
4/24	W, 13-4	Texas Tech*	Lubbock, Texas
4/25	W, 8-5	Texas Tech*	Lubbock, Texas
4/25	L, 5-7	Texas Tech*	Lubbock, Texas
4/27	W, 6-4	SMS	Fayetteville
4/27	L, 3-4	SMS	Fayetteville
4/29	L, 6-11	Mississippi St.	Greenville, Miss.
5/1	W, 8-6	Oral Roberts	Tulsa, Okla.
5/2	L, 1-5	Oral Roberts	Tulsa, Okla.
5/2	L, 1-8	Oral Roberts	Tulsa, Okla.
5/15	L, 2-7	Houston!	Austin, Texas
5/16	W, 5-4	Rice!	Austin, Texas
5/17	W, 9-3	Houston!	Austin, Texas
5/18	L, 1-11	Texas!	Austin, Texas

* - SWC Game
! - SWC Tournament

1982 (40-15-2; 13-8 3rd SWC)

Norm DeBriyn

Date	Result	Opponent	Location
2/20	W, 7-2	Missouri Southern	Fayetteville
2/20	W, 14-2	Missouri Southern	Fayetteville
2/26	W, 5-0	Northeastern (Okla.) St	Fayetteville
2/26	W, 7-1	Northeastern (Okla.) St	Fayetteville
3/2	L, 0-3	Southern Illinois	Fayetteville
3/2	W, 2-1	Southern Illinois	Fayetteville
3/7	W, 3-1	Northwest Missouri St	Fayetteville
3/7	W, 4-1	Northwest Missouri St	Fayetteville
3/8	W, 3-0	Northwest Missouri St	Fayetteville
3/8	T, 7-7	Northwest Missouri St	Fayetteville
3/9	W, 12-4	South Dakota	Fayetteville
3/9	W, 10-0	South Dakota	Fayetteville
3/13	W, 3-1	TCU*	Fayetteville
3/13	W, 2-1	TCU*	Fayetteville
3/13	W, 8-4	TCU*	Fayetteville
3/14	W, 11-1	Missouri Western	Fayetteville
3/15	W, 11-0	Missouri Western	Fayetteville
3/15	W, 7-0	Missouri Western	Fayetteville
3/16	W, 5-1	Evangel	Fayetteville
3/16	W, 4-1	Evangel	Fayetteville
3/17	W, 10-2	North Dakota State	Fayetteville
3/17	W, 10-1	North Dakota State	Fayetteville
3/19	W, 8-2		

|| ALL-TIME RESULTS



1984 (40-16; 12-9 4th SWC)

Norm DeBriyn

Date	Result	Opponent	Location
2/17	W, 6-2	Texas Wesleyan	Fayetteville
2/18	W, 9-8	Texas Wesleyan	Fayetteville
2/18	W, 13-5	Texas Wesleyan	Fayetteville
2/25	W, 3-2	Eastern Michigan	Lakeland, Fla.
2/26	L, 10-15	Western Michigan	Lakeland, Fla.
2/27	L, 0-4	Missouri	Lakeland, Fla.
2/29	W, 8-1	Eastern Michigan	Lakeland, Fla.
3/1	W, 13-8	Western Michigan	Lakeland, Fla.
3/1	W, 5-1	Florida Southern	Lakeland, Fla.
3/2	W, 9-4	Western Michigan	Lakeland, Fla.
3/2	W, 4-1	Eastern Michigan	Lakeland, Fla.
3/10	W, 3-2	Indiana State	Fayetteville
3/10	W, 7-3	Indiana State	Fayetteville
3/11	W, 6-3	Indiana State	Fayetteville
3/13	W, 18-5	Illinois	Fayetteville
3/14	W, 6-5	Illinois	Fayetteville
3/16	W, 10-9	Baylor*	Waco, Texas
3/17	L, 7-8	Baylor*	Waco, Texas
3/17	W, 10-3	Baylor*	Waco, Texas
3/19	W, 8-2	Dallas Baptist	Fayetteville
3/20	L, 3-6	Dallas Baptist	Fayetteville
3/20	W, 3-0	Dallas Baptist	Fayetteville
3/21	W, 21-0	Southwest Baptist	Fayetteville
3/21	W, 33-4	Southwest Baptist	Fayetteville
3/22	W, 6-0	Eastern Illinois	Fayetteville
3/22	W, 16-2	Eastern Illinois	Fayetteville
3/23	W, 6-2	School of Ozarks	Fayetteville
3/25	W, 5-3	Rice*	Fayetteville
3/25	W, 6-3	Rice*	Fayetteville
3/26	L, 2-7	Rice*	Fayetteville
3/30	L, 2-5	Texas*	Austin, Texas
3/31	L, 5-7	Texas*	Austin, Texas
3/31	W, 13-4	Texas*	Austin, Texas
4/6	L, 8-10	Texas A&M*	Fayetteville
4/7	W, 1-0	Texas A&M*	Fayetteville
4/7	W, 4-0	Texas A&M*	Fayetteville
4/9	W, 12-1	Missouri Southern	Fayetteville
4/14	L, 5-6	Houston*	Houston, Texas
4/14	W, 17-4	Houston*	Houston, Texas
4/15	L, 3-4	Houston*	Houston, Texas
4/17	W, 9-5	SMS	Fayetteville
4/17	W, 5-1	SMS	Fayetteville
4/20	L, 6-8	Texas Tech*	Fayetteville
4/21	L, 8-9	Texas Tech*	Fayetteville
4/21	W, 9-7	Texas Tech*	Fayetteville
4/24	L, 8-9	Mississippi St.	Greenville, Miss.
4/25	W, 10-9 (10)	Mississippi St.	Little Rock, Ark.
4/28	W, 6-5	TCU*	Fayetteville
4/28	W, 8-5	TCU*	Fayetteville
4/29	W, 6-5 (10)	TCU*	Fayetteville
5/4	W, 13-1	Oral Roberts	Fayetteville
5/4	W, 12-4	Oral Roberts	Fayetteville
5/5	L, 8-9	Oral Roberts	Tulsa, Okla.
5/5	W, 3-1	Oral Roberts	Tulsa, Okla.
5/11	L, 1-8	Texas!	Austin, Texas
5/12	L, 1-8	Rice!	Austin, Texas

* - SWC Game
! - SWC Tournament

1985 (51-15; 13-7 3rd SWC)

Norm DeBriyn

Date	Result	Opponent	Location
2/9	L, 2-5	Miami (Fla.)	Coral Gables, Fla.
2/9	L, 1-2	Miami (Fla.)	Coral Gables, Fla.
2/10	L, 0-4	Miami (Fla.)	Coral Gables, Fla.
2/16	W, 4-0	Oklahoma City	Fayetteville
2/16	W, 20-13	Oklahoma City	Fayetteville
2/17	W, 5-2	Oklahoma City	Fayetteville
2/22	W, 5-1	Kansas State	Fayetteville
2/25	W, 12-1	Missouri Southern	Fayetteville
2/25	W, 8-3	Missouri Southern	Fayetteville
3/1	W, 15-4	Lubbock Christian	Fayetteville
3/2	W, 15-1	Lubbock Christian	Fayetteville
3/2	W, 4-1	Lubbock Christian	Fayetteville
3/3	W, 11-3	Northwest Missouri St	Fayetteville
3/4	W, 18-8	Northwest Missouri St	Fayetteville
3/5	W, 15-6	Southeast Okla. St.	Fayetteville
3/8	W, 9-7	Indiana State	Fayetteville
3/9	W, 7-2	Indiana State	Fayetteville
3/9	W, 3-1	Indiana State	Fayetteville
3/17	W, 8-4	Rice*	Houston, Texas
3/17	L, 2-13	Rice*	Houston, Texas
3/18	W, 10-0	Missouri Western	Fayetteville
3/18	W, 4-0	Missouri Western	Fayetteville
3/19	W, 4-3	School of Ozarks	Fayetteville
3/19	W, 6-0	School of Ozarks	Fayetteville
3/22	W, 5-4	Texas*	Fayetteville
3/23	W, 2-1	Texas*	Fayetteville
3/23	L, 3-13	Texas*	Fayetteville
3/26	L, 1-3	Oklahoma St.	Stillwater, Okla.
3/29	L, 2-6	Texas A&M*	College Station, Texas
3/31	W, 6-4	Texas A&M*	College Station, Texas
3/31	W, 15-4	Texas A&M*	College Station, Texas
4/2	L, 6-14	Oklahoma State	Fayetteville
4/5	W, 16-12	Houston*	Fayetteville
4/6	W, 5-4	Houston*	Fayetteville
4/6	L, 9-10	Houston*	Fayetteville
4/12	W, 14-4	Texas Tech*	Lubbock, Texas
4/13	W, 14-11	Texas Tech*	Lubbock, Texas
4/13	W, 22-5	Texas Tech*	Lubbock, Texas
4/16	W, 6-5	SMS	Fayetteville
4/19	W, 19-7	TCU*	Fort Worth, Texas
4/20	L, 3-4	TCU*	Fort Worth, Texas

4/20	W, 12-6	TCU*	Fort Worth, Texas
4/26	L, 6-7	Baylor*	Fayetteville
4/27	W, 5-4	Baylor*	Fayetteville
4/27	L, 8-11	Baylor*	Fayetteville
4/30	L, 2-16	Mississippi St.	Greenville, Miss.
5/1	W, 13-1	Mississippi St.	Little Rock, Ark.
5/3	W, 10-4	Kansas	Fayetteville
5/4	W, 6-5	Kansas	Fayetteville
5/4	W, 6-2	Kansas	Fayetteville
5/6	W, 14-4	Oklahoma Christian	Fayetteville
5/9	W, 6-4	Oral Roberts	Fayetteville
5/10	W, 5-1	Oral Roberts	Fayetteville
5/11	W, 9-5	Oral Roberts	Tulsa, Okla.
5/15	W, 11-2	Louisiana-Lafayette!	Fayetteville
5/17	W, 6-4	Baylor!	Fayetteville
5/18	W, 9-5	Texas!	Fayetteville
5/19	W, 10-6	Texas!	Fayetteville
5/23	W, 20-13	Eastern Kent.+	Tallahassee, Fla.
5/24	W, 13-9	George Mason+	Tallahassee, Fla.
5/25	W, 7-6	Florida State+	Tallahassee, Fla.
5/26	W, 7-5	Georgia Tech+	Tallahassee, Fla.
5/31	W, 1-0	South Carolina#	Omaha, Neb.
6/3	L, 4-5	Mississippi State#	Omaha, Neb.
6/6	W, 10-4	Stanford#	Omaha, Neb.
6/8	L, 7-8	Texas#	Omaha, Neb.

* - SWC Game
! - SWC Tournament
+ - NCAA South II Regional
- College World Series

1986 (43-17; 15-6 3rd SWC)

Norm DeBriyn

Date	Result	Opponent	Location
2/15	W, 10-0	North Texas	Fayetteville
2/15	W, 9-0	North Texas	Fayetteville
2/16	W, 26-1	North Texas	Fayetteville
2/20	L, 7-8	Kansas State	Fayetteville
2/22	L, 7-8	LSU	Baton Rouge, La.
2/23	W, 7-6	LSU	Baton Rouge, La.
2/24	L, 0-3	Tulane	New Orleans, La.
2/25	L, 3-5	Nicholls State	Thibodaux, La.
2/26	L, 3-5	La-Lafayette	Lafayette, La.
2/27	W, 12-2	Louisiana Tech	Ruston, La.
3/1	W, 6-2	Memphis	Little Rock, Ark.
3/8	W, 6-5 (10)	Wichita State	Fayetteville
3/9	L, 1-5	Indiana State	Fayetteville
3/9	W, 2-1	Indiana State	Fayetteville
3/10	W, 12-3	Indiana State	Fayetteville
3/11	W, 12-0	Missouri Western	Fayetteville
3/15	W, 6-0	Rice*	Fayetteville
3/15	W, 10-5	Rice*	Fayetteville
3/15	W, 15-7	Rice*	Fayetteville
3/16	W, 4-0	Iowa State	Fayetteville
3/17	W, 12-5	Western Illinois	Fayetteville
3/18	W, 7-2	Western Illinois	Fayetteville
3/19	W, 14-3	Wisconsin-Osh Kosh	Fayetteville
3/19	W, 4-3	Wisconsin-Osh Kosh	Fayetteville
3/21	L, 0-8	Texas*	Austin, Texas
3/22	W, 3-0	Texas*	Austin, Texas
3/22	L, 3-12	Texas*	Austin, Texas
3/23	W, 18-8	Evansville	Fayetteville
3/24	W, 4-0	Evansville	Fayetteville
3/25	W, 9-8	Evansville	Fayetteville
3/28	L, 0-6	Texas A&M*	Fayetteville
3/29	W, 10-0	Texas A&M*	Fayetteville
3/29	L, 2-5	Texas A&M*	Fayetteville
4/1	L, 9-11	Oklahoma State	Fayetteville
4/4	W, 15-6	Houston*	Houston, Texas
4/5	W, 3-2	Houston*	Houston, Texas
4/5	W, 10-6	Houston*	Houston, Texas
4/8	W, 6-2	SMS	Fayetteville
4/11	W, 20-3	Texas Tech*	Fayetteville
4/12	W, 9-4	Texas Tech*	Fayetteville
4/12	W, 8-3	Texas Tech*	Fayetteville
4/15	L, 7-8	Oklahoma State	Stillwater, Okla.
4/18	W, 13-3	TCU*	Fayetteville
4/20	W, 7-6	TCU*	Fayetteville
4/20	W, 6-5 (10)	TCU*	Fayetteville
4/21	W, 15-4	Northeastern (Okla.) St	Fayetteville
4/25	L, 8-10	Baylor*	Waco, Texas
4/26	L, 4-6	Baylor*	Waco, Texas
4/26	W, 10-7	Baylor*	Waco, Texas
4/30	W, 4-1	Missouri Southern	Fayetteville
5/2	W, 9-3	Murray State	Fayetteville
5/3	W, 3-2	Murray State	Fayetteville
5/8	W, 7-5	Oral Roberts	Fayetteville
5/9	W, 15-6	Oral Roberts	Tulsa, Okla.
5/11	W, 12-3	Wichita State	Wichita, Kan.
5/12	W, 9-8 (12)	Oral Roberts	Tulsa, Okla.
5/16	L, 0-4	Texas A&M!	College Station, Texas
5/22	W, 4-3	Oregon State+	Stillwater, Okla.
5/23	L, 0-2	Stanford+	Stillwater, Okla.
5/24	L, 0-1	Oregon State+	Stillwater, Okla.


* - SWC Game
! - SWC Tournament
+ - NCAA Midwest Regional

1987 (51-16-1; 17-4 2nd SWC)

Norm DeBriyn

Date	Result	Opponent	Location
2/14	W, 3-1	Memphis	Memphis, Tenn.
2/14	T, 2-2	Memphis	Memphis, Tenn.
2/21	W, 21-5	Memphis	Fayetteville
2/22	W, 14-7	Memphis	Fayetteville
2/23	W, 4-3	Missouri Southern	Fayetteville
2/23	W, 13-10	Missouri Southern	Fayetteville
2/25	L, 4-6	Hawaii Pacific	Honolulu, Hawaii
2/26	W, 10-7	Hawaii Pacific	Honolulu, Hawaii
2/27	L, 4-8	Hawaii	Honolulu, Hawaii
2/28	L, 5-6 (10)	Hawaii	Honolulu, Hawaii
3/1	W, 9-7 (10)	Hawaii	Honolulu, Hawaii
3/2	W, 7-4	Hawaii	Honolulu, Hawaii
3/6	L, 3-4	Kansas State	Fayetteville
3/7	W, 12-7	Kansas State	Fayetteville
3/8	W, 13-4	North Texas	Fayetteville
3/9	W, 13-3	Lubbock Christian	Fayetteville
3/10	W, 20-10	Saint Louis	Fayetteville
3/11	W, 9-0	Saint Louis	Fayetteville
3/11	W, 15-5	Saint Louis	Fayetteville
3/13	W, 10-3	Northern Iowa	Fayetteville
3/14	W, 8-3	Western Kentucky	Fayetteville
3/15	W, 5-2	Western Kentucky	Fayetteville
3/15	L, 5-11	Washington State	Fayetteville
3/20	W, 17-10	Texas A&M*	College Station, Texas
3/21	W, 8-2	Texas A&M*	College Station, Texas
3/21	W, 7-3	Texas A&M*	College Station, Texas
3/25	L, 1-8	Oklahoma State	Stillwater, Okla.
3/27	L, 3-4	Houston*	Fayetteville
3/28	W, 10-3	Houston*	Fayetteville
3/28	W, 12-6	Houston*	Fayetteville
3/31	W, 11-2	Missouri-St. Louis	Fayetteville
3/31	W, 14-2	Missouri-St. Louis	Fayetteville
4/3	W, 2-0	Texas Tech*	Lubbock, Texas
4/4	W, 8-6	Texas Tech*	Lubbock, Texas
4/4	W, 9-0	Texas Tech*	Lubbock, Texas
4/7	W, 16-2	Evangel	Fayetteville
4/10	W, 9-7	TCU*	Fort Worth, Texas
4/11	L, 6-7	TCU*	Fort Worth, Texas
4/11	W, 13-7	TCU*	Fort Worth, Texas
4/15	W, 12-11	Oklahoma	Fayetteville
4/17	W, 5-3	Baylor*	Fayetteville
4/18	W, 8-0	Baylor*	Fayetteville
4/18	W, 6-5	Baylor*	Fayetteville
4/20	W, 12-1	School of Ozarks	Fayetteville
4/21	W, 9-8	Oklahoma State	Fayetteville
4/24	W, 4-3	Rice*	Houston, Texas
4/25	W, 5-1	Rice*	Houston, Texas
4/25	W, 3-0	Rice*	Houston, Texas
4/28	W, 14-10	Southeast Okla. State	Fayetteville
4/29	W, 20-5	Missouri Southern	Fayetteville
5/1	L, 5-9	Texas*	Fayetteville
5/2	W, 9-3	Texas*	Fayetteville
5/2	L, 1-4	Texas*	Fayetteville
5/7	W, 14-4	Oral Roberts	Fayetteville
5/8	W, 17-5	Oral Roberts	Fayetteville
5/10	L, 2-10	Oral Roberts	Tulsa, Okla.
5/10	L, 11-12 (10)	Missouri	Columbia, Mo.
5/15	W, 4-3	Texas A&M!	Austin, Texas
5/17	L, 3-10	Texas!	Austin, Texas
5/17	W, 14-9	Houston!	Austin, Texas
5/18	L, 2-3	Texas!	Austin, Texas
5/22	W, 10-7	Middle Tenn.+	Huntsville, Ala.
5/22	W, 7-2	West Virginia+	Huntsville, Ala.
5/23	W, 6-5 (10)	Clemson+	Huntsville, Ala.
5/24	W, 4-2	Clemson+	Huntsville, Ala.
5/30	L, 6-13	Texas#	Omaha, Neb.
5/31	W, 5-4	Georgia#	Omaha, Neb.
6/3	L, 2-5	LSU#	Omaha, Neb.

* - SWC Game
! - SWC Tournament
+ - NCAA South I Regional
- College World Series



Jeff King was the heart of a dangerous Razorback lineup in the mid-1980s. He finished his career as the all-time leader in home runs, RBI, runs scored and total bases. King was the No. 1 overall pick of the Pirates in the 1986 MLB Draft.

1988 (39-23; 12-9 3rd SWC)

Norm DeBriyn

Date	Result	Opponent	Location
2/13	W, 12-4	Missouri Southern	Fayetteville
2/14	W, 17-5	Missouri Southern	Fayetteville
2/18	L, 11-2	Arizona	Tucson, Ariz.
2/19	L, 3-4	Arizona	Tucson, Ariz.
2/20	W, 7-2	Arizona	Tucson, Ariz.
2/27	W, 12-3	Kansas	Fayetteville
2/27	W, 19-4	Kansas	Fayetteville
2/28	W, 5-3	Kansas	Fayetteville
3/4	W, 8-7	Kansas State	Fayetteville
3/5	W, 9-5	Kansas State	Fayetteville
3/6	W, 10-1	North Texas	Fayetteville
3/7	W, 5-4	North Texas	Fayetteville
3/7	W, 6-5	North Texas	Fayetteville
3/9	W, 9-0	Benedictine	Fayetteville
3/12	L, 9-11	Indiana State	Fayetteville
3/12	L, 9-13	Indiana State	Fayetteville
3/13	W, 7-4	Nebraska	Fayetteville
3/13	L, 5-8	Nebraska	Fayetteville
3/16	W, 16-3	Wisconsin-Osh Kosh	Fayetteville
3/18	W, 4-2	Louisiana Tech	Shreveport, La.
3/19	L, 4-5	Oklahoma State	Shreveport, La.
3/20	W, 12-2	Centenary	Shreveport, La.

1989 (51-16; 17-4 T-1st SWC)

Norm DeBriyn

Date	Result	Opponent	Location
2/19	W, 5-1	Wichita State	Fayetteville
2/24	W, 6-2	Missouri Southern	Fayetteville
2/25	W, 3-2	Kansas	Fayetteville
2/25	W, 7-0	Kansas	Fayetteville
2/26	W, 18-4	Kansas	Fayetteville
2/28	W, 8-4	Kentucky	Lakeland, Fla.
3/1	W, 2-1	Penn State	Lakeland, Fla.
3/1	L, 2-6	Kentucky	Lakeland, Fla.
3/2	L, 2-6	Western Michigan	Lakeland, Fla.
3/3	W, 8-2	Eckerd	Lakeland, Fla.
3/4	W, 15-0	Western Michigan	Lakeland, Fla.
3/10	W, 1-0	Iowa State	Fayetteville
3/11	W, 9-4	Iowa State	Fayetteville
3/12	W, 4-1	Nebraska	Fayetteville
3/13	W, 9-1	Stephen F. Austin	Fayetteville
3/14	W, 13-4	Wisconsin-Osh Kosh	Fayetteville
3/15	W, 9-4	Wisconsin-Osh Kosh	Fayetteville
3/17	W, 3-2	Northwestern St	Shreveport, La.
3/18	L, 2-10	Oklahoma State	Shreveport, La.
3/19	L, 4-8	La-Lafayette	Shreveport, La.
3/20	W, 14-4	Northern Iowa	Fayetteville
3/21	W, 12-1	Southwest Baptist	Fayetteville
3/22	W, 14-5	School of Ozarks	Fayetteville
3/22	W, 10-0	School of Ozarks	Fayetteville
3/24	W, 10-1	Houston*	Fayetteville
3/25	W, 3-0	Houston*	Fayetteville
3/25	W, 8-3	Houston*	Fayetteville
3/27	W, 11-3	St. Olaf	Fayetteville
3/31	W, 12-0	Texas Tech*	Lubbock, Texas
4/1	W, 3-2	Texas Tech*	Lubbock, Texas
4/1	W, 6-5	Texas Tech*	Lubbock, Texas
4/4	W, 10-4	Oklahoma State	Stillwater, Okla.
4/5	W, 6-4	Evangel	Fayetteville
4/7	W, 5-4	TCU*	Fort Worth, Texas
4/8	W, 8-6	TCU*	Fort Worth, Texas
4/8	W, 11-3	TCU*	Fort Worth, Texas
4/9	W, 11-1	Southwestern (Okla.) St	Fayetteville
4/10	L, 8-10	Dallas Baptist	Fayetteville
4/11	W, 7-4	Missouri	Columbia, Mo.
4/14	W, 8-4	Baylor*	Fayetteville
4/15	W, 9-1	Baylor*	Fayetteville
4/15	W, 10-3	Baylor*	Fayetteville
4/19	W, 9-8	Northwestern (Okla.) St	Fayetteville
4/21	W, 10-2	Rice*	Houston, Texas
4/22	L, 1-3	Rice*	Houston, Texas
4/22	W, 8-4	Rice*	Houston, Texas
4/26	L, 2-3	Oklahoma	Fayetteville
4/28	L, 4-5	Texas*	Fayetteville
4/29	W, 8-4	Texas*	Fayetteville
4/29	W, 14-7	Texas*	Fayetteville
4/30	W, 9-4	Kansas State	Fayetteville
5/1	L, 2-7	Kansas State	Fayetteville
5/5	W, 11-9 (16)	Texas A&M*	College Station, Texas
5/6	L, 2-3	Texas A&M*	College Station, Texas
5/7	L, 0-9	Texas A&M*	College Station, Texas
5/10	W, 10-6	Oklahoma State	Fayetteville
5/18	L, 3-8	Texas!	College Station, Texas
5/19	W, 5-4	Houston!	College Station, Texas
5/20	L, 1-9	Texas!	College Station, Texas
5/25	L, 5-7	Le Moyne+	Waterbury, Conn.
5/26	W, 8-2	George W.+	Waterbury, Conn.
5/28	W, 9-2	Illinois+	Waterbury, Conn.
5/29	W, 1-0	Arizona St.+	Waterbury, Conn.
5/29	W, 6-5	Le Moyne+	Waterbury, Conn.
6/2	L, 1-3	Wichita State#	Omaha, Neb.
6/4	W, 7-3	North Carolina#	Omaha, Neb.
6/6	L, 4-8	Wichita State#	Omaha, Neb.

* - SWC Game
 ! - SWC Tournament
 + - NCAA Midwest Regional
 # - College World Series

1990 (47-15; 16-5 1st SWC)

Norm DeBriyn

Date	Result	Opponent	Location
2/16	W, 12-6	Missouri Southern	Fayetteville
2/17	W, 2-1	Kansas State	Fayetteville
2/17	W, 5-1	Kansas State	Fayetteville
2/18	L, 4-5	Kansas State	Fayetteville
2/24	L, 4-10	Kansas	Fayetteville
2/25	W, 3-2	Kansas	Fayetteville
3/2	W, 12-11	SMS	Fayetteville
3/3	W, 14-4	Saint Louis	Fayetteville
3/3	W, 10-7	Saint Louis	Fayetteville
3/4	W, 9-1	Northwood Inst.	Fayetteville
3/8	W, 17-9	Northwest Mo. St.	Fayetteville
3/9	W, 8-1	Wisconsin	Fayetteville
3/9	L, 4-6	Wisconsin	Fayetteville
3/10	W, 9-0	Wisconsin	Fayetteville
3/10	W, 16-2	Wisconsin	Fayetteville
3/12	W, 5-1	George Washington	Fresno, Calif.
3/13	L, 5-6	BYU	Fresno, Calif.
3/14	W, 7-4	Gonzaga	Fresno, Calif.
3/15	W, 14-0	Maine	Fresno, Calif.
3/16	W, 9-2	Eastern Michigan	Fresno, Calif.
3/17	W, 6-4	Fresno State	Fresno, Calif.
3/19	W, 7-5	Wisconsin-Osh Kosh	Fayetteville
3/20	W, 13-2	Wisconsin-Osh Kosh	Fayetteville
3/21	W, 6-3	Louisiana Tech	Fayetteville
3/21	W, 4-1	Louisiana Tech	Fayetteville
3/23	W, 6-1	Houston*	Houston, Texas
3/24	W, 6-4	Houston*	Houston, Texas
3/24	L, 0-6	Houston*	Houston, Texas
3/27	W, 8-3	Evangel	Fayetteville

3/30	W, 6-5	Texas Tech*	Fayetteville
3/31	W, 7-6	Texas Tech*	Fayetteville
3/31	W, 12-4	Texas Tech*	Fayetteville
4/1	W, 4-2	Indiana State	Fayetteville
4/4	L, 1-5	School of Ozarks	Fayetteville
4/6	W, 10-3	TCU*	Fayetteville
4/7	W, 4-3	TCU*	Fayetteville
4/7	W, 7-3	TCU*	Fayetteville
4/8	W, 9-5	Centenary	Fayetteville
4/13	W, 13-3	Baylor*	Waco, Texas
4/14	L, 1-2	Baylor*	Waco, Texas
4/14	W, 3-2	Baylor*	Waco, Texas
4/16	W, 10-6	Dallas Baptist	Fayetteville
4/17	W, 12-5	Northwestern State	Fayetteville
4/18	W, 7-2	SMS	Fayetteville
4/20	W, 9-1	Rice*	Fayetteville
4/21	L, 1-2 (11)	Rice*	Fayetteville
4/21	W, 6-5	Rice*	Fayetteville
4/23	W, 10-3	Oral Roberts	Fayetteville
4/24	W, 7-5	Oklahoma St.	Stillwater, Okla.
4/27	W, 13-11	Texas*	Austin, Texas
4/28	L, 3-4	Texas*	Austin, Texas
4/28	W, 6-5	Texas*	Austin, Texas
5/5	L, 3-4	Texas A&M*	Fayetteville
5/5	W, 6-2	Texas A&M*	Fayetteville
5/6	W, 13-4	Texas A&M*	Fayetteville
5/12	W, 6-4	Wichita State	Wichita, Kan.
5/13	L, 0-3	Wichita State	Wichita, Kan.
5/17	W, 7-5	Rice!	Austin, Texas
5/18	L, 4-11	Texas!	Austin, Texas
5/19	L, 1-7	Houston!	Austin, Texas
5/25	L, 5-8	Fordham+	Wichita, Kan.
5/26	L, 6-7	Wichita State+	Wichita, Kan.

* - SWC Game
 ! - SWC Tournament Game
 + - NCAA Midwest Regional

1991 (40-22; 10-11 T-4th SWC)

Norm DeBriyn

Date	Result	Opponent	Location
2/12	W, 6-2	Northwestern (Okla.) St	Fayetteville
2/15	W, 7-5	Missouri Southern	Fayetteville
2/16	L, 0-6	Kansas State	Fayetteville
2/16	W, 3-2	Kansas State	Fayetteville
2/17	W, 3-2 (10)	Kansas State	Fayetteville
2/19	W, 15-5	School of Ozarks	Fayetteville
2/21	W, 2-1	Oral Roberts	Fayetteville
2/22	W, 8-1	Kansas	Fayetteville
2/23	W, 6-5	Kansas	Fayetteville
2/24	W, 17-3	Kansas	Fayetteville
2/27	W, 12-2	Hawaii Pacific	Honolulu, Hawaii
2/28	W, 5-4	Hawaii Pacific	Honolulu, Hawaii
3/1	L, 3-9	Hawaii	Honolulu, Hawaii
3/2	W, 17-9	Hawaii	Honolulu, Hawaii
3/2	L, 1-2	Hawaii	Honolulu, Hawaii
3/6	W, 4-3	Nebraska	Fayetteville
3/6	L, 3-5	Nebraska	Fayetteville
3/8	L, 3-4	Rice*	Houston, Texas
3/9	W, 8-4	Rice*	Houston, Texas
3/9	L, 8-9	Rice*	Houston, Texas
3/11	W, 6-5	Eastern Michigan	Fayetteville
3/12	W, 12-4	Eastern Michigan	Fayetteville
3/13	W, 7-5	Northwest Missouri St	Fayetteville
3/14	W, 8-3	New Mexico St.	Shreveport, La.
3/15	L, 2-3	New Orleans	Shreveport, La.
3/16	L, 2-11	La-Lafayette	Shreveport, La.
3/17	W, 7-3	Centenary	Shreveport, La.
3/18	W, 3-0	Wisconsin-Osh Kosh	Fayetteville
3/19	L, 5-9	Oklahoma State	Stillwater, Okla.
3/20	W, 11-2	Oklahoma	Norman, Okla.
3/22	L, 3-9	Texas A&M*	College Station, Texas
3/23	L, 0-2	Texas A&M*	College Station, Texas
3/23	W, 7-4	Texas A&M*	College Station, Texas
3/27	W, 14-2	Lamar	Fayetteville
3/28	W, 6-5	Lamar	Fayetteville
3/29	L, 3-4	Houston*	Fayetteville
3/30	W, 6-2	Houston*	Fayetteville
3/30	L, 5-6	Houston*	Fayetteville
4/2	W, 10-0	Evangel	Fayetteville
4/5	L, 1-4	Texas Tech*	Lubbock, Texas
4/6	W, 18-10	Texas Tech*	Lubbock, Texas
4/6	W, 6-2	Texas Tech*	Lubbock, Texas
4/8	W, 6-2	Central Oklahoma	Fayetteville
4/9	W, 9-4	Oklahoma State	Fayetteville
4/12	L, 1-4	TCU*	Fort Worth, Texas
4/13	W, 12-2	TCU*	Fort Worth, Texas
4/14	W, 12-6	TCU*	Fort Worth, Texas
4/16	L, 3-11	Missouri	Columbia, Mo.
4/19	W, 13-5	Baylor*	Fayetteville
4/20	W, 7-6	Baylor*	Fayetteville
4/20	L, 6-7	Baylor*	Fayetteville
4/22	L, 4-7	Dallas Baptist	Fayetteville
4/24	W, 1-0	SMS	Fayetteville
4/26	L, 3-7	Indiana State	Terre Haute, Ind.
4/27	W, 6-5	Indiana State	Terre Haute, Ind.
4/27	W, 8-3	Indiana State	Terre Haute, Ind.
4/30	L, 4-6	SMS	Springfield, Mo.
5/3	L, 2-4	Texas*	Fayetteville
5/4	L, 2-3	Texas*	Fayetteville
5/4	W, 4-2	Texas*	Fayetteville
5/11	W, 10-1	Wichita State	Fayetteville
5/12	W, 6-5	Wichita State	Fayetteville

* - SWC Game

1992 (31-26; 10-13 3rd SEC West)

Norm DeBriyn

Date	Result	Opponent	Location
2/14	W, 12-1	Missouri Southern	Fayetteville
2/15	L, 13-18	Kansas State	Fayetteville
2/15	W, 13-0	Kansas State	Fayetteville
2/16	W, 19-9	Kansas State	Fayetteville
2/21	W, 13-5	Kansas	Fayetteville
2/22	L, 4-7	Kansas	Fayetteville
2/23	L, 1-4	Kansas	Fayetteville
2/28	W, 9-1	Central Missouri St	Fayetteville
2/29	W, 6-5 (11)	Northwestern State	Fayetteville
3/1	W, 7-2	Northwestern State	Fayetteville
3/4	W, 15-8	SMS	Fayetteville
3/6	W, 14-3	Illinois State	Fayetteville
3/7	W, 6-5 (10)	Illinois State	Fayetteville
3/8	W, 15-4	Illinois State	Fayetteville
3/12	L, 1-6	Gonzaga	Seattle, Wash.
3/13	L, 4-8	Washington State	Seattle, Wash.
3/14	W, 1-0	Tennessee	Seattle, Wash.
3/15	W, 8-1	Pacific Lutheran	Seattle, Wash.
3/16	L, 7-11	Kansas State	Manhattan, Kan.
3/17	L, 5-6	Kansas	Lawrence, Kan.
3/18	L, 2-3	Wisconsin-Osh Kosh	Fayetteville
3/21	W, 1-0	Georgia*	Athens, Ga.
3/21	W, 5-3	Georgia*	Athens, Ga.
3/25	L, 3-5	Oral Roberts	Fayetteville
3/26	W, 13-3	School of Ozarks	Fayetteville
3/28	W, 8-3	South Carolina*	Fayetteville
3/28	W, 7-2	South Carolina*	Fayetteville
3/29	L, 11-20	South Carolina*	Fayetteville
3/30	W, 10-0	Evangel	Fayetteville
3/31	L, 4-7	Oklahoma State	Fayetteville
4/4	L, 6-14	Kentucky*	Lexington, Ky.
4/4	W, 10-9	Kentucky*	Lexington, Ky.
4/5	L, 7-10	Kentucky*	Lexington, Ky.
4/7	W, 5-4	Wichita State	Wichita, Kan.
4/8	L, 4-22	Wichita State	Wichita, Kan.
4/11	W, 9-7	Auburn*	Fayetteville
4/11	W, 4-1	Auburn*	Fayetteville
4/12	L, 4-14	Auburn*	Fayetteville
4/14	W, 6-5	Northwestern St.	Fayetteville
4/18	L, 2-12	LSU*	Baton Rouge, La.
4/18	L, 4-12	LSU*	Baton Rouge, La.
4/19	L, 4-8	LSU*	Baton Rouge, La.
4/21	W, 9-8 (10)	Centenary	Fayetteville
4/23	W, 13-3	Dallas Baptist	Fayetteville
4/25	L, 0-2	Mississippi State*	Starkville, Miss.
4/25	L, 2-3	Mississippi St.*	Starkville, Miss.
4/26	L, 6-7	Mississippi St.*	Starkville, Miss.
4/30	W, 12-10	SMS	Springfield, Mo.
5/2	L, 2-11	Alabama*	Fayetteville
5/2	L, 3-4	Alabama*	Fayetteville
5/3	W, 7-3	Alabama*	Fayetteville
5/9	L, 4-8	Ole Miss*	Fayetteville
5/9	W, 15-3	Ole Miss*	Fayetteville
5/10	W, 10-0	Ole Miss*	Fayetteville
5/13	W, 8-6	S. Carolina!	New Orleans, La.
5/14	L, 1-8	LSU!	New Orleans, La.
5/15	L, 5-9	S. Carolina!	New Orleans, La.

* - SEC Game
 ! - SEC Tournament

1993 (33-26; 11-16 4th SEC West)

Norm DeBriyn

Date	Result	Opponent	Location
2/13	W, 17-1	Missouri Southern	Fayetteville
2/14	W, 10-5	Missouri Southern	Fayetteville
2/21	W, 10-1	Kansas State	Fayetteville
2/22	W, 21-5	Southwest Baptist	Fayetteville
2/27	L, 1-3	Kansas	Fayetteville
2/27	W, 6-4	Kansas	Fayetteville
2/28	W, 9-2	Kansas	Fayetteville
3/5	W, 11-3	Minnesota	Minneapolis, Minn.
3/6	L, 2-4	Ga Tech	Minneapolis, Minn.
3/7	L, 5-6	Cal St Fullerton	Minneapolis, Minn.
3/13	W, 8-3	Eastern Illinois	Fayetteville
3/14	W, 7-1	Eastern Illinois	Fayetteville
3/15	L, 3-6	Memphis	Memphis, Tenn.
3/17	L, 7-8	Memphis	Memphis, Tenn.
3/20	W, 12-2	Northern Illinois	Fayetteville
3/21	W, 11-3	Northern Illinois	Fayetteville
3/21	W, 11-5	Northern Illinois	Fayetteville
3/23	W, 8-0	Oklahoma	Fayetteville
3/24	W, 8-4	SMS	Fayetteville
3/25	W, 5-2	Northwestern St.	Fayetteville
3/27	W, 7-2	Georgia*	Fayetteville
3/27	W, 11-1	Georgia*	Fayetteville
3/28	W, 5-4 (10)	Georgia*	Fayetteville
3/30	W, 4-3	Wichita State	Fayetteville
3/31	W, 13-5	Oral Roberts	Fayetteville
4/3	L, 11-18	South Carolina*	Columbia, S.C.
4/3	L, 1-8	South Carolina*	Columbia, S.C.
4/4	L, 3-5	South Carolina*	Columbia, S.C.
4/5	L, 1-9	Wichita State	Wichita, Kan.
4/9	W, 1-0	Kentucky*	Fayetteville

|| ALL-TIME RESULTS



1995 (38-23; 13-15 5th SEC West)

Norm DeBriyn

Date	Result	Opponent	Location
2/10	W, 5-4	Missouri Southern	Fayetteville
2/17	W, 12-10	Kansas	Fayetteville
2/18	W, 8-2	Kansas	Fayetteville
2/19	W, 8-6	Kansas	Fayetteville
2/21	W, 10-1	Southwest Baptist	Fayetteville
2/24	W, 8-5	Evansville	Fayetteville
2/25	W, 6-5	Evansville	Fayetteville
2/26	L, 2-3	Evansville	Fayetteville
3/4	W, 9-7	TCU	Fayetteville
3/5	W, 8-4	TCU	Fayetteville
3/5	W, 3-2	TCU	Fayetteville
3/8	W, 9-8	Central Missouri St	Fayetteville
3/10	W, 10-1	Southern Miss.	Hattiesburg, Miss.
3/11	L, 3-4 (12)	Southern Miss.	Hattiesburg, Miss.
3/12	W, 8-2	Southern Miss.	Hattiesburg, Miss.
3/15	W, 7-4	Wisconsin-Osh Kosh	Fayetteville
3/17	W, 5-4	Oregon State	San Jose, Calif.
3/17	W, 10-3	Santa Clara	San Jose, Calif.
3/18	W, 12-8	San Jose State	San Jose, Calif.
3/19	W, 7-4	San Jose State	San Jose, Calif.
3/20	L, 6-18	Oklahoma State	Stillwater, Okla.
3/21	W, 7-0	Oral Roberts	Tulsa, Okla.
3/22	L, 9-22	Oklahoma State	Fayetteville
3/24	L, 0-7	Tennessee*	Knoxville, Tenn.
3/25	L, 4-5 (12)	Tennessee*	Knoxville, Tenn.
3/26	L, 4-5	Tennessee*	Knoxville, Tenn.
3/29	W, 11-0	Northeastern (Okla.) St	Fayetteville
3/31	W, 10-7	Vanderbilt*	Fayetteville
4/1	W, 15-5	Vanderbilt*	Fayetteville
4/2	L, 6-7 (10)	Vanderbilt*	Fayetteville
4/4	W, 8-2 (11)	Oral Roberts	Tulsa, Okla.
4/5	L, 1-5	Wichita State	Wichita, Kan.
4/7	W, 5-4	Florida*	Fayetteville
4/8	W, 13-5	Florida*	Fayetteville
4/9	L, 2-5	Florida*	Fayetteville
4/12	W, 10-6	Southwest Mo. St.	Fayetteville
4/14	L, 1-7	Auburn*	Auburn, Ala.
4/15	L, 1-3	Auburn*	Auburn, Ala.
4/16	L, 7-11	Auburn*	Auburn, Ala.
4/21	L, 3-10	LSU*	Fayetteville
4/23	L, 7-13	LSU*	Fayetteville
4/23	W, 5-3	LSU*	Fayetteville
4/25	L, 0-5	Oral Roberts	Tulsa, Okla.
4/26	W, 9-1	Oral Roberts	Fayetteville
4/28	W, 16-1	Mississippi State*	Fayetteville
4/29	W, 10-9	Mississippi State*	Fayetteville
4/30	W, 12-7	Mississippi State*	Fayetteville
5/2	W, 5-2	Northwestern State	Fayetteville
5/5	W, 12-4	Alabama*	Tuscaloosa, Ala.
5/6	W, 9-3	Alabama*	Tuscaloosa, Ala.
5/7	L, 4-7	Alabama*	Tuscaloosa, Ala.
5/12	L, 1-3	Ole Miss*	Oxford, Miss.
5/13	L, 2-11	Ole Miss*	Oxford, Miss.
5/14	W, 5-4	Ole Miss*	Oxford, Miss.
5/15	W, 1-0	Memphis	Memphis, Tenn.
5/18	W, 5-2	Ole Miss!	Starkville, Miss.
5/19	W, 5-2	Alabama!	Starkville, Miss.
5/20	L, 7-8	Alabama!	Starkville, Miss.
5/21	L, 6-7	LSU!	Starkville, Miss.
5/27	L, 3-10	Stanford+	Wichita, Kan.
5/28	L, 10-14	Texas Tech+	Wichita, Kan.

* - SEC Game
! - SEC Tournament
+ - NCAA Midwest I Regional

1996 (39-20; 15-15 4th SEC West)

Norm DeBriyn

Date	Result	Opponent	Location
2/7	W, 15-2	Missouri Southern	Fayetteville
2/10	W, 9-6	Texas-San Antonio	San Antonio, Texas
2/10	W, 10-7	Texas-San Antonio	San Antonio, Texas
2/11	W, 18-1	Texas-San Antonio	San Antonio, Texas
2/13	W, 11-9	Oklahoma City	Fayetteville
2/16	W, 13-6	N. Western St.	Natchitoches, La.

2/17	W, 14-5	N. Western St.	Natchitoches, La.
2/18	W, 10-5	N. Western St.	Natchitoches, La.
2/20	W, 19-7	Oral Roberts	Fayetteville
2/21	W, 6-0	SMS	Springfield, Mo.
2/23	W, 7-6 (10)	Kansas State	Fayetteville
2/24	W, 9-5	Kansas State	Fayetteville
2/25	W, 11-3	Kansas State	Fayetteville
2/27	W, 9-8	Oklahoma	Fayetteville
3/1	W, 14-0	Iowa State	Fayetteville
3/2	W, 21-5	Iowa State	Fayetteville
3/3	W, 12-2	Iowa State	Fayetteville
3/5	W, 10-5	Pittsburg State	Fayetteville
3/9	L, 3-9	Tennessee*	Fayetteville
3/9	L, 3-4	Tennessee*	Fayetteville
3/10	W, 15-3	Tennessee*	Fayetteville
3/13	W, 5-0	Wichita State	Fayetteville
3/15	L, 2-5	Vanderbilt*	Fayetteville
3/16	W, 6-3	Vanderbilt*	Fayetteville
3/17	W, 16-11	Vanderbilt*	Fayetteville
3/18	L, 3-8	Kansas	Lawrence, Kan.
3/23	W, 16-9	Kentucky*	Lexington, Ky.
3/23	L, 5-6	Kentucky*	Lexington, Ky.
3/24	W, 7-5	Kentucky*	Lexington, Ky.
3/26	W, 8-3	Southwest Mo. St.	Fayetteville
3/29	W, 8-1	South Carolina*	Fayetteville
3/30	W, 2-1	South Carolina*	Fayetteville
3/31	L, 2-13	South Carolina*	Fayetteville
4/2	W, 3-2	Oral Roberts	Tulsa, Okla.
4/5	L, 3-7	Georgia*	Athens, Ga.
4/6	W, 4-3	Georgia*	Athens, Ga.
4/7	L, 6-7	Georgia*	Athens, Ga.
4/10	L, 7-8 (10)	Oral Roberts	Tulsa, Okla.
4/13	W, 9-2	Auburn*	Fayetteville
4/13	W, 9-6	Auburn*	Fayetteville
4/14	L, 2-4	Auburn*	Fayetteville
4/16	W, 4-2	Missouri Southern	Fayetteville
4/19	W, 3-2	LSU*	Baton Rouge, La.
4/20	L, 4-11	LSU*	Baton Rouge, La.
4/21	L, 4-9	LSU*	Baton Rouge, La.
4/24	W, 18-5	Oral Roberts	Fayetteville
4/26	L, 6-8	Mississippi St.*	Starkville, Miss.
4/27	W, 6-2	Mississippi St.*	Starkville, Miss.
4/28	L, 6-10	Mississippi St.*	Starkville, Miss.
5/1	W, 7-3	Northeastern (Okla.) St	Fayetteville
5/3	W, 9-3	Alabama*	Fayetteville
5/4	L, 3-7	Alabama*	Fayetteville
5/5	L, 2-3	Alabama*	Fayetteville
5/10	W, 18-4	Ole Miss*	Oxford, Miss.
5/11	L, 2-3	Ole Miss*	Oxford, Miss.
5/12	W, 8-3	Ole Miss*	Oxford, Miss.
5/15	L, 5-7	Kentucky!	Birmingham, Ala.
5/23	L, 5-6	Oklahoma St.+	Lubbock, Texas
5/24	L, 5-15	Southern Cal+	Lubbock, Texas

* - SEC Game
! - SEC Tournament
+ - NCAA Central II Regional

1997 (36-20; 15-14 5th SEC West)

Norm DeBriyn

Date	Result	Opponent	Location
2/9	W, 10-6	Louisiana-Monroe	Fayetteville
2/11	W, 24-1	Missouri Southern	Fayetteville
2/14	W, 26-6	Iowa	Arlington, Texas
2/15	L, 6-7	Kansas State	Arlington, Texas
2/16	W, 11-1	Texas-Arlington	Arlington, Texas
2/19	W, 14-6	Oklahoma City	Fayetteville
2/22	W, 8-4	Texas-San Antonio	Fayetteville
2/22	W, 13-5	Texas-San Antonio	Fayetteville
2/23	L, 2-7	Texas-San Antonio	Fayetteville
2/28	W, 6-4	Navy	Millington, Texas
2/28	L, 5-8	Notre Dame	Millington, Texas
3/4	W, 22-6	Central Mo. State	Fayetteville
3/7	L, 3-5	Tennessee*	Knoxville, Tenn.
3/8	L, 10-13	Tennessee*	Knoxville, Tenn.
3/9	L, 12-13	Tennessee*	Knoxville, Tenn.
3/10	W, 21-11	Iowa State	Fayetteville
3/14	W, 13-4	Vanderbilt*	Nashville, Tenn.
3/15	L, 10-13 (12)	Vanderbilt*	Nashville, Tenn.


3/16	W, 18-5	Vanderbilt*	Nashville, Tenn.
3/18	W, 8-5	Kansas	Fayetteville
3/19	L, 2-8	Kansas	Fayetteville
3/21	L, 5-11	Kentucky*	Fayetteville
3/22	W, 9-8 (10)	Kentucky*	Fayetteville
3/23	W, 11-4	Kentucky*	Fayetteville
3/25	W, 5-4	Northwestern State	Fayetteville
3/26	W, 13-8	Northwestern State	Fayetteville
3/28	W, 11-8	South Carolina*	Columbia, S.C.
3/29	L, 9-14	South Carolina*	Columbia, S.C.
3/30	W, 30-7	South Carolina*	Columbia, S.C.
4/1	W, 4-3	Missouri	Fayetteville
4/2	W, 12-8	Missouri Southern	Fayetteville
4/5	W, 11-2	Georgia*	Fayetteville
4/5	W, 15-6	Georgia*	Fayetteville
4/6	W, 17-8	Georgia*	Fayetteville
4/9	W, 8-0	Louisiana Tech	Fayetteville
4/9	W, 3-2	Louisiana Tech	Fayetteville
4/11	W, 14-13 (10)	Ole Miss*	Fayetteville
4/12	W, 12-7	Ole Miss*	Fayetteville
4/13	W, 8-6	Ole Miss*	Fayetteville
4/15	W, 8-6	Missouri	Columbia, Mo.
4/16	W, 24-3	Northeastern St.	Fayetteville
4/18	L, 4-11	Auburn*	Auburn, Ala.
4/19	W, 9-5	Auburn*	Auburn, Ala.
4/20	L, 3-12	Auburn*	Auburn, Ala.
4/22	W, 11-6	Oral Roberts	Tulsa, Okla.
4/23	W, 15-5	Oral Roberts	Fayetteville
4/25	L, 10-11	Alabama*	Tuscaloosa, Ala.
4/26	L, 2-13	Alabama*	Tuscaloosa, Ala.
4/29	L, 7-9 (10)	Wichita State	Wichita, Kan.
5/2	L, 8-13	LSU*	Fayetteville
5/3	L, 5-11	LSU*	Fayetteville
5/4	W, 16-1	LSU*	Fayetteville
5/9	W, 8-5	Mississippi State*	Fayetteville
5/10	L, 5-13	Mississippi State*	Fayetteville
5/11	L, 10-17	Mississippi State*	Fayetteville
5/14	L, 3-7	Auburn!	Columbus, Ga.

1998 (38-21; 13-14 5th SEC West)

Norm DeBriyn

Date	Result	Opponent	Location
2/11	W, 24-5	Missouri Southern	Fayetteville
2/14	W, 4-1	Texas-San Antonio	San Antonio, Texas
2/15	W, 10-5	Texas-San Antonio	San Antonio, Texas
2/18	W, 13-4	Pittsburg State	Fayetteville
2/20	W, 16-0	Eastern Illinois	Fayetteville
2/21	L, 4-5	Eastern Illinois	Fayetteville
2/22	W, 8-1	Eastern Illinois	Fayetteville
2/23	W, 20-2	Southwest Baptist	Fayetteville
2/24	L, 2-4	SMS	Fayetteville
2/27	W, 9-0	Tulane	New Orleans, La.
2/28	W, 6-5 (10)	LSU	New Orleans, La.
3/1	L, 6-13	New Orleans	New Orleans, La.
3/4	W, 9-6	Oklahoma City	Fayetteville
3/6	W, 11-1	South Carolina*	Fayetteville
3/8	W, 17-16	South Carolina*	Fayetteville
3/10	W, 9-1	Baylor	Fayetteville
3/13	W, 5-3	Vanderbilt*	Fayetteville
3/14	W, 10-4	Vanderbilt*	Fayetteville
3/15	L, 4-9	Vanderbilt*	Fayetteville
3/18	W, 12-7	Kansas	Lawrence, Kan.
3/20	L, 5-9	LSU*	Baton Rouge, La.
3/21	L, 3-6	LSU*	Baton Rouge, La.
3/22	L, 6-27	LSU*	Baton Rouge, La.
3/24	W, 4-2	Central Michigan	Fayetteville
3/25	W, 7-2	Central Michigan	Fayetteville
3/27	W, 12-10	Ole Miss*	Oxford, Miss.
3/28	W, 16-8	Ole Miss*	Oxford, Miss.
3/29	L, 10-13	Ole Miss*	Oxford, Miss.
3/31	W, 19-8	Louisiana Tech	Fayetteville
4/1	L, 3-7	Oklahoma State	Tulsa, Okla.
4/3	W, 11-8	Alabama*	Fayetteville
4/4	L, 1-9	Alabama*	Fayetteville
4/5	L, 3-5	Alabama*	Fayetteville
4/7	W, 5-3	Long Beach State	Fayetteville
4/8	W, 12-9	Long Beach State	Fayetteville
4/10	L, 2-11	Auburn*	Fayetteville
4/11	L, 5-6	Auburn*	Fayetteville
4/12	W, 4-2	Auburn*	Fayetteville
4/15	W, 19-7	Oral Roberts	Fayetteville
4/17	W, 11-8	Tennessee*	Knoxville, Tenn.
4/21	W, 11-2	Missouri Southern	Fayetteville
4/22	W, 8-5	Oral Roberts	Tulsa, Okla.
4/24	W, 17-1	Kentucky*	Lexington, Ky.
4/25	L, 5-35	Kentucky*	Lexington, Ky.
4/26	L, 3-4	Kentucky*	Lexington, Ky.
4/28	W, 16-5	Wichita State	Fayetteville
5/1	L, 6-7	Florida*	Fayetteville
5/2	L, 9-13	Florida*	Fayetteville
5/3	W, 4-3	Florida*	Fayetteville
5/8	W, 14-10 (10)	Mississippi St.*	Starkville, Miss.
5/9	L, 3-17	Mississippi St.*	Starkville, Miss.
5/10	W, 8-3	Mississippi St.*	Starkville, Miss.
5/13	W, 8-4	LSU!	Hoover, Ala.
5/14	W, 10-3	Mississippi State!	Hoover, Ala.
5/16	W, 7-3	Mississippi State!	Hoover, Ala.
5/17	L, 5-7	Auburn!	Hoover, Ala.
5/21	L, 4-8	Arizona State+	Wichita, Kan.
5/22	W, 3-2 (11)	Wichita State+	Wichita, Kan.
5/23	L, 0-2	Georgia Tech+	Wichita, Kan.

* - SEC Game
! - SEC Tournament
+ - NCAA Midwest Regional



Ryan Lundquist is Arkansas' single-season home run leader with 24 in 1997.

1999 (42-23; 22-8 SEC Champs)

Norm DeBriyn

Date	Result	Opponent	Location
2/16	W, 7-6	Missouri Southern	Fayetteville
2/12	L, 2-6	La-Lafayette	Lafayette, La.
2/13	L, 6-8	Louisiana-Monroe	Lafayette, La.
2/14	L, 8-10	Dallas Baptist	Lafayette, La.
2/19	W, 12-2	Texas-San Antonio	Fayetteville
2/20	W, 10-4	Iowa State	Fayetteville
2/21	W, 5-3	Texas-San Antonio	Fayetteville
2/21	W, 18-7	Iowa State	Fayetteville
2/23	W, 10-8	Oklahoma City	Fayetteville
2/26	W, 8-3	Eastern Illinois	Fayetteville
2/27	W, 17-2	Eastern Illinois	Fayetteville
2/28	W, 10-3	Eastern Illinois	Fayetteville
3/2	L, 3-9	SMS	Springfield, Mo.
3/5	L, 4-5 (12)	Long Beach St.	Long Beach, Calif.
3/6	W, 11-4	Long Beach St.	Long Beach, Calif.
3/7	L, 0-8	Long Beach St.	Long Beach, Calif.
3/12	L, 4-11	Auburn*	Auburn, Ala.
3/13	W, 20-9	Auburn*	Auburn, Ala.
3/14	L, 12-13	Auburn*	Auburn, Ala.
3/16	W, 10-3	Louisiana Tech	Ruston, La.
3/17	W, 10-8	Louisiana-Monroe	Monroe, La.
3/19	W, 11-4	LSU*	Fayetteville
3/20	L, 4-10	LSU*	Fayetteville
3/21	W, 7-6	LSU*	Fayetteville
3/23	W, 7-6	Kansas	Fayetteville
3/24	L, 6-9	Kansas	Fayetteville
3/26	W, 10-6	Tennessee*	Fayetteville
3/27	W, 7-3	Tennessee*	Fayetteville
3/28	W, 13-12	Tennessee*	Fayetteville
3/31	W, 18-2	Centenary	Fayetteville
4/2	W, 8-1	Florida*	Gainesville, Fla.
4/3	W, 6-5	Florida*	Gainesville, Fla.
4/4	W, 10-5	Florida*	Gainesville, Fla.
4/6	L, 3-6	UCLA	Fayetteville
4/7	L, 4-5	UCLA	Fayetteville
4/9	W, 15-2	Kentucky*	



Dave Van Horn became Razorback Baseball's fourth head coach since 1950 when he was hired prior to the 2003 season. He has taken Arkansas to the College World Series in six of his 17 seasons.

2000 (24-30; 8-20 6th SEC West)

Norm DeBriyn

Date	Result	Opponent	Location
2/5	W, 18-5	Missouri Southern	Fayetteville
2/11	W, 4-3	Southeast Mo. St	Fayetteville
2/12	W, 3-1	Southeast Mo. St	Fayetteville
2/13	L, 7-8	Southeast Mo. St	Fayetteville
2/18	W, 1-0	Washington St.	Arlington, Texas
2/19	L, 5-8	Texas-Arlington	Arlington, Texas
2/20	L, 2-13	Nebraska	Arlington, Texas
2/22	W, 7-3	Oklahoma City	Fayetteville
2/25	L, 8-9	Long Beach State	Fayetteville
2/26	L, 3-16	Long Beach State	Fayetteville
2/27	L, 6-8	Long Beach State	Fayetteville
2/29	W, 7-6 (10)	Centenary	Fayetteville
3/1	W, 21-9	Centenary	Fayetteville
3/4	W, 15-5	Miami (Ohio)	Fayetteville
3/5	W, 5-1	Miami (Ohio)	Fayetteville
3/7	W, 7-4	Saint Louis	Fayetteville
3/8	W, 14-4	Saint Louis	Fayetteville
3/10	W, 10-5	Tennessee*	Knoxville, Tenn.
3/11	W, 14-5	Tennessee*	Knoxville, Tenn.
3/12	L, 0-14	Tennessee*	Knoxville, Tenn.
3/14	L, 4-10	Nebraska	Fayetteville
3/15	L, 3-10	Nebraska	Fayetteville
3/17	L, 6-11	Auburn*	Fayetteville
3/18	L, 7-10	Auburn*	Fayetteville
3/19	L, 11-21	Auburn*	Fayetteville
3/21	W, 10-8	Oklahoma State	Stillwater, Okla.
3/22	W, 10-3	Kansas	Lawrence, Kan.
3/24	L, 7-8 (11)	Florida*	Fayetteville
3/25	L, 7-8 (10)	Florida*	Fayetteville
3/26	L, 4-7	Florida*	Fayetteville
3/28	L, 1-2	Oklahoma State	Fayetteville
3/31	L, 2-3	Mississippi St.*	Starkville, Miss.
4/7	L, 3-12	LSU*	Baton Rouge, La.
4/8	L, 5-12	LSU*	Baton Rouge, La.
4/9	L, 11-17	LSU*	Baton Rouge, La.
4/11	W, 5-4	Oral Roberts	Tulsa, Okla.
4/14	L, 5-6	Alabama*	Fayetteville
4/15	L, 7-8	Alabama*	Fayetteville
4/16	L, 8-9	Alabama*	Fayetteville
4/18	L, 4-8	Oral Roberts	Fayetteville
4/21	L, 2-10	Georgia*	Athens, Ga.
4/22	L, 8-14	Georgia*	Athens, Ga.
4/23	L, 5-15	Georgia*	Athens, Ga.
4/25	W, 15-14	Wichita State	Wichita, Kan.
4/28	L, 6-7	Kentucky*	Fayetteville
4/29	W, 12-10	Kentucky*	Fayetteville
4/30	W, 8-5	Kentucky*	Fayetteville
5/2	W, 7-2	SMS	Fayetteville
5/5	L, 2-8	South Carolina*	Fayetteville
5/6	W, 11-10	South Carolina*	Fayetteville
5/7	W, 9-3	South Carolina*	Fayetteville
5/12	W, 6-1	Ole Miss*	Oxford, Miss.
5/13	L, 5-12	Ole Miss*	Oxford, Miss.
5/14	W, 8-1	Ole Miss*	Oxford, Miss.

* - SEC Game

2001 (27-29; 11-19 6th SEC West)

Norm DeBriyn

Date	Result	Opponent	Location
2/4	W, 25-6	Missouri Southern	Fayetteville
2/9	L, 6-7	Texas-San Antonio	San Antonio, Texas
2/10	L, 2-4	Texas-San Antonio	San Antonio, Texas
2/11	W, 4-1	Texas-San Antonio	San Antonio, Texas
2/17	W, 12-4	Long Beach State	Fayetteville
2/18	W, 6-3	Long Beach State	Fayetteville
2/21	W, 14-4	Oklahoma City	Fayetteville
2/23	W, 6-2	Eastern Illinois	Fayetteville
2/25	W, 10-4	Eastern Illinois	Fayetteville
2/25	W, 17-4	Eastern Illinois	Fayetteville
2/27	L, 4-8	Northwestern State	Fayetteville
3/2	L, 0-6	Minnesota	Minneapolis, Minn.
3/3	W, 6-4	San Diego St.	Minneapolis, Minn.
3/4	L, 2-8	Miami (Fla.)	Minneapolis, Minn.
3/6	L, 1-4	Evansville	Fayetteville
3/7	W, 5-1	Evansville	Fayetteville
3/9	L, 5-16	South Carolina*	Columbia, S.C.
3/10	L, 4-7	South Carolina*	Columbia, S.C.
3/11	L, 3-9	South Carolina*	Columbia, S.C.
3/13	L, 0-5	Wichita State	Wichita, Kan.
3/16	W, 8-5	Georgia*	Fayetteville
3/17	W, 20-3	Georgia*	Fayetteville
3/18	L, 6-7	Georgia*	Fayetteville
3/20	W, 2-0	Kansas State	Shreveport, La.
3/20	L, 1-12	Louisiana Tech	Shreveport, La.
3/21	W, 5-0	Centenary	Shreveport, La.
3/23	L, 4-7	Florida*	Gainesville, Fla.
3/24	L, 4-8	Florida*	Gainesville, Fla.
3/25	L, 1-4	Florida*	Gainesville, Fla.
3/27	W, 6-5	Kansas	Fayetteville
3/30	W, 6-5	Mississippi State*	Fayetteville
3/31	L, 3-9	Mississippi State*	Fayetteville
4/1	L, 2-10	Mississippi State*	Fayetteville
4/3	L, 9-10	SMS	Springfield, Mo.
4/6	W, 3-2	Ole Miss*	Fayetteville
4/7	L, 6-11	Ole Miss*	Fayetteville
4/8	W, 10-3	Ole Miss*	Fayetteville
4/10	W, 5-4	Oklahoma	Norman, Okla.
4/13	L, 1-10	Auburn*	Auburn, Ala.
4/14	L, 4-11	Auburn*	Auburn, Ala.
4/15	L, 5-10	Auburn*	Auburn, Ala.
4/17	W, 4-2	Oral Roberts	Tulsa, Okla.
4/20	L, 7-8	Tennessee*	Knoxville, Tenn.
4/21	L, 3-6	Tennessee*	Knoxville, Tenn.
4/22	W, 14-1	Tennessee*	Knoxville, Tenn.
4/24	L, 5-6	Oklahoma State	Tulsa, Okla.
4/27	L, 4-5	Kentucky*	Lexington, Ky.
4/28	W, 16-11	Kentucky*	Lexington, Ky.
4/29	W, 9-5	Kentucky*	Lexington, Ky.
5/1	W, 10-0	Oral Roberts	Fayetteville
5/4	W, 8-1	LSU*	Fayetteville
5/5	W, 5-4	LSU*	Fayetteville
5/6	W, 4-3	LSU*	Fayetteville
5/11	L, 6-11	Alabama*	Tuscaloosa, Ala.
5/12	L, 9-10	Alabama*	Tuscaloosa, Ala.
5/13	L, 6-8	Alabama*	Tuscaloosa, Ala.

* - SEC Game

2002 (35-28; 13-14 5th SEC West)

Norm DeBriyn

Date	Result	Opponent	Location
2/11	W, 13-1	Missouri Southern	Fayetteville
2/12	W, 5-4	Oklahoma City	Fayetteville
2/15	W, 18-1	Air Force	Arlington, Texas
2/16	L, 2-3	SMS	Arlington, Texas
2/17	W, 7-1	Texas-Arlington	Arlington, Texas
2/22	L, 1-7	Long Beach St.	Long Beach, Calif.
2/23	L, 0-4	Long Beach St.	Long Beach, Calif.
2/24	W, 5-3	Long Beach St.	Long Beach, Calif.
2/27	W, 7-1	Missouri Valley	Fayetteville
3/5	W, 10-1	SMS	Fayetteville
3/8	W, 5-2	McNeese State	Fayetteville
3/9	L, 9-14	McNeese State	Fayetteville
3/10	L, 1-4	McNeese State	Fayetteville
3/12	L, 1-7	Oklahoma	Norman, Okla.
3/15	L, 3-10	Georgia*	Athens, Ga.
3/16	L, 4-8	Georgia*	Athens, Ga.
3/17	W, 16-12 (10)	Georgia*	Athens, Ga.
3/19	W, 11-10	Missouri	Columbia, Mo.
3/20	W, 6-4	Saint Louis	St. Louis, Mo.
3/22	L, 5-9	Alabama*	Fayetteville
3/23	W, 10-0	Alabama*	Fayetteville
3/24	L, 1-4	Alabama*	Fayetteville
3/26	W, 16-4	Centenary	Fayetteville
3/27	W, 10-2	Centenary	Fayetteville
3/30	L, 3-4	Vanderbilt*	Nashville, Tenn.
4/3	W, 7-4	SMS	Springfield, Mo.
4/5	W, 7-4	South Carolina*	Fayetteville
4/6	W, 8-7 (15)	South Carolina*	Fayetteville
4/9	W, 9-6	Oklahoma	Fayetteville
4/12	L, 4-17	Mississippi St.*	Starkville, Miss.
4/13	W, 7-3	Mississippi St.*	Starkville, Miss.
4/14	L, 4-6	Mississippi St.*	Starkville, Miss.
4/16	W, 14-0	Oral Roberts	Tulsa, Okla.
4/17	W, 5-1	Pittsburg State	Fayetteville
4/19	L, 9-14	Tennessee*	Fayetteville
4/20	W, 7-6 (12)	Tennessee*	Fayetteville
4/21	W, 9-2	Tennessee*	Fayetteville
4/23	L, 2-3	Wichita State	Fayetteville
4/26	L, 0-3	LSU*	Baton Rouge, La.
4/27	L, 0-8	LSU*	Baton Rouge, La.
4/28	L, 5-13	LSU*	Baton Rouge, La.
4/30	W, 6-3	Oral Roberts	Fayetteville
5/1	L, 7-10	SMS	Fayetteville
5/3	W, 5-1	Kentucky*	Fayetteville
5/4	L, 2-5	Kentucky*	Fayetteville
5/5	L, 0-1	Kentucky*	Fayetteville
5/10	W, 5-4	Ole Miss*	Oxford, Miss.
5/11	W, 11-5	Ole Miss*	Oxford, Miss.
5/12	W, 10-8	Ole Miss*	Oxford, Miss.
5/14	L, 1-5	Southwest Mo. St.	Fayetteville
5/15	L, 4-5	Southwest Mo. St.	Fayetteville
5/17	W, 18-5	Auburn*	Fayetteville
5/18	L, 3-7	Auburn*	Fayetteville
5/19	W, 4-1	Auburn*	Fayetteville
5/22	L, 1-10	South Carolina!	Hoover, Ala.
5/23	W, 7-3	Auburn!	Hoover, Ala.
5/24	L, 1-4	South Carolina!	Hoover, Ala.
5/31	W, 8-5	Oklahoma+	Wichita, Kan.
6/1	W, 7-6	Oral Roberts+	Wichita, Kan.
6/2	W, 11-6	Oral Roberts+	Wichita, Kan.
6/7	W, 9-6	ClemsonS	Clemson, S.C.
6/8	L, 7-8	ClemsonS	Clemson, S.C.
6/9	L, 4-7	ClemsonS	Clemson, S.C.

* - SEC Game

! - SEC Tournament

+ - NCAA Wichita Regional

S - NCAA Clemson Super Regional

2003 (35-22; 14-16 6th SEC West)

Dave Van Horn

Date	Result	Opponent	Location
2/11	W, 9-5	Creighton	Fayetteville
2/14	W, 5-1	Eastern Illinois	Fayetteville
2/15	W, 17-3	Eastern Illinois	Fayetteville
2/21	W, 8-1	Navy	Memphis, Tenn.
2/23	W, 10-9	Memphis	Memphis, Tenn.
3/1	W, 8-7 (11)	Illinois-Chicago	Fayetteville
3/1	W, 6-4	Illinois-Chicago	Fayetteville
3/2	W, 13-2	Illinois-Chicago	Fayetteville
3/4	W, 6-2	Western Michigan	Fayetteville
3/5	W, 4-3	Western Michigan	Fayetteville
3/7	L, 8-9	Kansas State	Manhattan, Kan.
3/9	W, 12-4	Kansas State	Fayetteville
3/10	W, 4-3	Kansas State	Fayetteville
3/10	W, 18-5	Kansas State	Fayetteville
3/11	W, 2-1	Kansas	Fayetteville
3/14	L, 2-7	South Carolina*	Columbia, S.C.
3/16	W, 2-1	South Carolina*	Columbia, S.C.
3/16	W, 4-1	South Carolina*	Columbia, S.C.
3/19	W, 14-9	Centenary	Shreveport, La.
3/19	W, 19-7	Louisiana Tech	Shreveport, La.
3/21	L, 3-4 (10)	Mississippi State*	Fayetteville
3/22	L, 3-8	Mississippi State*	Fayetteville
3/23	L, 1-5	Mississippi State*	Fayetteville
3/25	W, 5-4	SMS	Fayetteville
3/28	W, 9-2	Kentucky*	Lexington, Ky.
3/29	W, 2-1	Kentucky*	Lexington, Ky.
3/30	W, 10-9	Kentucky*	Lexington, Ky.
4/1	W, 9-3	Oral Roberts	Fayetteville
4/4	W, 9-4	Georgia*	Fayetteville
4/5	W, 14-3	Georgia*	Fayetteville
4/6	L, 4-10	Georgia*	Fayetteville
4/11	L, 4-6	Vanderbilt*	Fayetteville
4/12	W, 17-7	Vanderbilt*	Fayetteville
4/13	W, 8-5	Vanderbilt*	Fayetteville
4/15	W, 8-2	Oral Roberts	Tulsa, Okla.
4/18	W, 9-7	Auburn*	Auburn, Ala.
4/19	W, 11-6	Auburn*	Auburn, Ala.
4/20	L, 2-5	Auburn*	Auburn, Ala.
4/22	L, 5-6 (10)	Wichita State	Wichita, Kan.
4/25	L, 2-10	Alabama*	Tuscaloosa, Ala.
4/26	L, 3-6	Alabama*	Tuscaloosa, Ala.
4/27	L, 2-14	Alabama*	Tuscaloosa, Ala.
4/29	W, 7-3	Missouri Southern	Fayetteville
5/2	L, 2-5	Ole Miss*	Fayetteville
5/3	W, 7-6	Ole Miss*	Fayetteville
5/4	W, 6-3	Ole Miss*	Fayetteville
5/9	L, 0-1 (12)	Tennessee*	Knoxville, Tenn.
5/10	L, 1-8	Tennessee*	Knoxville, Tenn.
5/11	L, 3-4 (11)	Tennessee*	Knoxville, Tenn.
5/16	L, 3-11	LSU*	Fayetteville
5/17	W, 6-5 (10)	LSU*	Fayetteville
5/18	L, 2-6	LSU*	Fayetteville
5/22	L, 4-5	LSU*	Hoover, Ala.
5/23	L, 7-8 (11)	Ole Miss!	Hoover, Ala.
5/30	L, 2-3	Lamar+	Austin, Texas
5/31	W, 10-7	Bucknell+	Austin, Texas
5/31	L, 6-7 (11)	Lamar+	Austin, Texas

* - SEC Game

! - SEC Tournament

+ - NCAA Austin Regional



Cliff Lee was a fourth-round draft pick in 2000 by the Montreal Expos. He won the 2008 American League Cy Young Award with the Cleveland Indians as a four-time All-Star for the Indians and the Philadelphia Phillies.

|| ALL-TIME RESULTS



2004 (45-24; 19-11 SEC Champs)

Dave Van Horn

Date	Result	Opponent	Location
2/13	W, 2-0	Louisiana Tech	Fayetteville
2/14	W, 22-2	Louisiana Tech	Fayetteville
2/15	W, 13-2	Louisiana Tech	Fayetteville
2/20	W, 14-7	St. John's	Fayetteville
2/21	W, 6-5	St. John's	Fayetteville
2/22	W, 14-3	St. John's	Fayetteville
2/24	W, 7-1	McNeese State	Fayetteville
2/25	W, 7-2	McNeese State	Fayetteville
2/27	L, 1-3	New Mexico	College Station, Texas
2/27	L, 5-7	Texas A&M	College Station, Texas
2/28	W, 13-3	New Mexico	College Station, Texas
2/28	W, 6-4	Texas A&M	College Station, Texas
2/29	L, 7-9	Texas A&M	College Station, Texas
2/29	W, 5-2	New Mexico	College Station, Texas
3/6	L, 1-4	Texas-Pan Am	Edinburg, Texas
3/7	L, 4-11	Texas-Pan Am	Edinburg, Texas
3/12	W, 4-3	Illinois-Chicago	Fayetteville
3/14	L, 1-9	Illinois-Chicago	Fayetteville
3/16	W, 10-9	Centenary	Fayetteville
3/17	W, 15-3	Centenary	Fayetteville
3/19	L, 1-11	Florida*	Gainesville, Fla.
3/20	W, 8-2	Florida*	Gainesville, Fla.
3/21	L, 6-7 (10)	Florida*	Gainesville, Fla.
3/26	W, 5-3	South Carolina*	Fayetteville
3/27	W, 5-4	South Carolina*	Fayetteville
3/28	L, 2-10	South Carolina*	Fayetteville
3/30	W, 10-4	Wichita State	Fayetteville
4/2	L, 3-6	Alabama*	Fayetteville
4/3	W, 7-2	Alabama*	Fayetteville
4/4	W, 11-6	Alabama*	Fayetteville
4/6	L, 5-6 (16)	SMS	Fayetteville
4/9	W, 11-8	LSU*	Baton Rouge, La.
4/10	W, 11-10	LSU*	Baton Rouge, La.
4/11	W, 7-5	LSU*	Baton Rouge, La.
4/13	L, 4-6	Oral Roberts	Fayetteville
4/16	W, 6-3	Vanderbilt*	Nashville, Tenn.
4/17	W, 9-4	Vanderbilt*	Nashville, Tenn.
4/18	L, 8-14	Vanderbilt*	Nashville, Tenn.
4/20	W, 5-2	Oklahoma State	Fayetteville
4/23	W, 9-4	Kentucky*	Fayetteville
4/24	W, 5-4	Kentucky*	Fayetteville
4/25	W, 11-10	Kentucky*	Fayetteville
4/27	W, 8-4	Oral Roberts	Tulsa, Okla.
4/30	L, 3-9	Tennessee*	Fayetteville
5/1	W, 4-1	Tennessee*	Fayetteville
5/2	W, 5-3	Tennessee*	Fayetteville
5/7	L, 0-1	Ole Miss*	Oxford, Miss.
5/8	W, 3-1	Ole Miss*	Oxford, Miss.
5/9	L, 3-5	Ole Miss*	Oxford, Miss.
5/11	W, 13-2	Texas-Pan American	Fayetteville
5/15	L, 2-3	Mississippi State*	Starkville, Miss.
5/16	L, 4-5	Mississippi State*	Starkville, Miss.
5/16	W, 4-2	Mississippi State*	Starkville, Miss.
5/21	W, 9-7	Auburn*	Fayetteville
5/22	L, 4-7	Auburn*	Fayetteville
5/23	W, 15-3	Auburn*	Fayetteville
5/26	L, 6-8	Tennessee!	Hoover, Ala.
5/27	W, 4-3	Ole Miss!	Hoover, Ala.
5/28	W, 4-1	Tennessee!	Hoover, Ala.
5/29	L, 2-3	South Carolina!	Hoover, Ala.
6/4	W, 4-1	Le Moyne+	Fayetteville
6/5	L, 1-4	Wichita State+	Fayetteville
6/5	W, 10-7	Missouri+	Fayetteville
6/6	W, 11-9	Wichita State+	Fayetteville
6/6	W, 4-3	Wichita State+	Fayetteville
6/11	W, 7-5	Florida State\$	Fayetteville
6/12	W, 4-2	Florida State\$	Fayetteville
6/18	L, 2-13	Texas#	Omaha, Neb.
6/19	L, 2-7	Arizona#	Omaha, Neb.

* - SEC Game

! - SEC Tournament

+ - NCAA Fayetteville Regional

\$ - NCAA Fayetteville Super Regional

- College World Series

2005 (39-22; 13-17 T-5th SEC West)


Dave Van Horn

Date	Result	Opponent	Location
2/11	W, 13-3	Dallas Baptist	Dallas, Texas
2/12	W, 8-1	Dallas Baptist	Arlington, Texas
2/13	W, 2-1	Texas-Arlington	Arlington, Texas
2/13	W, 4-1 (12)	Texas-Arlington	Arlington, Texas
2/18	W, 5-2	Louisiana Tech	Ruston, La.
2/19	L, 8-10	Louisiana Tech	Ruston, La.
2/20	W, 9-4	Louisiana Tech	Ruston, La.
2/25	W, 5-4	Minnesota	Fayetteville
2/26	W, 12-3	Minnesota	Fayetteville
2/27	W, 4-3	Minnesota	Fayetteville
3/3	W, 7-4	Illinois-Chicago	Fayetteville
3/5	W, 15-4	Illinois-Chicago	Fayetteville
3/6	W, 9-2	Illinois-Chicago	Fayetteville
3/8	W, 11-7	Oklahoma State	Stillwater, Okla.
3/11	W, 17-2	Eastern Illinois	Fayetteville
3/12	W, 12-1	Eastern Illinois	Fayetteville
3/13	W, 6-0	Eastern Illinois	Fayetteville
3/18	W, 9-1	South Carolina*	Columbia, S.C.
3/19	L, 3-12	South Carolina*	Columbia, S.C.
3/20	W, 5-3	South Carolina*	Columbia, S.C.
3/22	W, 10-1	Centenary	Shreveport, La.
3/23	W, 14-1	Centenary	Shreveport, La.
3/25	L, 3-5	Mississippi State*	Fayetteville
3/26	L, 4-13	Mississippi State*	Fayetteville
3/27	W, 10-5	Mississippi State*	Fayetteville
4/1	L, 1-5	Auburn*	Auburn, Ala.
4/2	L, 7-8	Auburn*	Auburn, Ala.
4/3	W, 8-6	Auburn*	Auburn, Ala.
4/5	W, 9-3	Northern Colorado	Fayetteville
4/6	W, 7-4	Northern Colorado	Fayetteville
4/8	W, 6-5	Vanderbilt*	Fayetteville
4/9	W, 5-4 (10)	Vanderbilt*	Fayetteville
4/10	W, 10-10	LSU*	Baton Rouge, La.
4/11	W, 7-5	LSU*	Baton Rouge, La.
4/13	L, 4-6	Oral Roberts	Fayetteville
4/15	W, 4-1	Tennessee*	Knoxville, Tenn.
4/16	L, 2-8	Tennessee*	Knoxville, Tenn.
4/17	L, 3-4	Tennessee*	Knoxville, Tenn.
4/19	W, 9-4	SMS	Springfield, Mo.
4/22	L, 7-10	LSU*	Fayetteville
4/23	L, 0-7	LSU*	Fayetteville
4/24	L, 0-6	LSU*	Fayetteville
4/26	W, 5-2	Oral Roberts	Fayetteville
4/30	W, 8-5	Kentucky*	Lexington, Ky.
4/30	L, 8-11	Kentucky*	Lexington, Ky.
5/1	L, 1-7	Kentucky*	Lexington, Ky.
5/6	W, 4-1	Florida*	Fayetteville
5/7	W, 3-2 (10)	Florida*	Fayetteville
5/8	L, 10-11	Florida*	Fayetteville
5/13	W, 5-4	Alabama*	Tuscaloosa, Ala.
5/14	L, 2-5	Alabama*	Tuscaloosa, Ala.
5/15	W, 3-2	Alabama*	Tuscaloosa, Ala.
5/20	L, 3-5	Ole Miss*	Fayetteville
5/21	L, 2-10	Ole Miss*	Fayetteville
5/22	L, 1-9	Ole Miss*	Fayetteville
5/25	L, 8-9	Florida!	Hoover, Ala.
5/26	L, 4-5	Alabama!	Hoover, Ala.
6/3	W, 9-5	Miami (Ohio)+	Austin, Texas
6/4	W, 9-2	Texas+	Austin, Texas
6/5	L, 8-19	Texas+	Austin, Texas
6/6	L, 2-5	Texas+	Austin, Texas

* - SEC Game

! - SEC Tournament

+ - NCAA Austin Regional



Jess Todd was an integral part of Arkansas' stellar pitching staff in 2007. He was one of three pitchers to be drafted in the first two rounds of the MLB Draft.

2006 (39-21; 18-12 2nd SEC West)

Dave Van Horn

Date	Result	Opponent	Location
2/10	W, 4-1	George Mason*	Mobile, Ala.
2/11	W, 3-0	Oklahoma State^	Mobile, Ala.
2/12	W, 8-7	South Alabama^	Mobile, Ala.
2/17	W, 5-2	TCU%	Edinburg, Texas
2/18	W, 15-7	SF Austin%	Edinburg, Texas
2/19	W, 13-2	Texas-Pan Am%	Edinburg, Texas
2/24	W, 10-9	Louisiana Tech	Fayetteville
2/24	W, 13-2	Louisiana Tech	Fayetteville
2/25	W, 10-2	Louisiana Tech	Fayetteville
2/28	L, 2-5	Washington\$	Honolulu, Hawaii
3/1	W, 12-4	Texas-Arlington\$	Honolulu
3/2	W, 5-1	Hawaii\$	Honolulu
3/3	W, 5-3	Texas-Arlington\$	Honolulu
3/4	W, 7-1	Texas-Arlington\$	Honolulu
3/10	W, 6-5	Cal State Northridge	Fayetteville
3/11	W, 8-1	Cal State Northridge	Fayetteville
3/12	W, 8-6	Cal State Northridge	Fayetteville
3/17	L, 3-6	Florida*	Gainesville, Fla.
3/18	W, 4-2	Florida*	Gainesville, Fla.
3/19	L, 7-8	Florida*	Gainesville, Fla.
3/21	W, 10-2	Centenary	Fayetteville
3/22	W, 8-5	Centenary	Fayetteville
3/24	L, 0-2	Georgia*	Fayetteville
3/25	L, 7-8	Georgia*	Fayetteville
3/26	W, 5-4 (10)	Georgia*	Fayetteville
3/28	W, 4-3 (11)	Wichita State	Wichita, Kan.
3/31	W, 6-1	Tennessee*	Fayetteville
4/1	L, 6-11	Tennessee*	Fayetteville
4/2	W, 13-11	Tennessee*	Fayetteville
4/4	L, 5-10	Missouri State	Fayetteville
4/7	L, 1-7	Vanderbilt*	Nashville, Tenn.
4/8	W, 5-3	Vanderbilt*	Nashville, Tenn.
4/9	W, 4-3	Vanderbilt*	Nashville, Tenn.
4/11	L, 2-4	Missouri State	Springfield, Mo.
4/14	W, 10-9	Kentucky*	Fayetteville
4/15	W, 10-6	Kentucky*	Fayetteville
4/16	L, 5-7	Kentucky*	Fayetteville
4/18	W, 2-1	Northern Colorado	Fayetteville
4/19	L, 2-4	Northern Colorado	Fayetteville
4/22	W, 6-2	Mississippi State*	Starkville, Miss.
4/22	L, 8-9	Mississippi State*	Starkville, Miss.
4/23	W, 6-4	Mississippi State*	Starkville, Miss.
4/28	L, 6-7	LSU*	Baton Rouge, La.
4/29	W, 4-2	LSU*	Baton Rouge, La.
4/30	L, 5-7	LSU*	Baton Rouge, La.
5/2	L, 4-5	Oral Roberts	Tulsa, Okla.
5/5	W, 4-3 (11)	Alabama*	Fayetteville
5/6	W, 13-6	Alabama*	Fayetteville
5/7	W, 5-3	Alabama*	Fayetteville
5/12	W, 12-3	Ole Miss*	Oxford, Miss.
5/13	L, 3-7	Ole Miss*	Oxford, Miss.
5/14	L, 4-5	Ole Miss*	Oxford, Miss.
5/18	W, 6-3	Auburn*	Fayetteville
5/19	W, 10-5	Auburn*	Fayetteville
5/20	W, 11-2	Auburn*	Fayetteville
5/24	L, 4-9	Ole Miss!	Hoover, Ala.
5/25	L, 3-4	Alabama!	Hoover, Ala.
6/2	L, 3-4 (11)	Oral Roberts+	Fayetteville
6/3	W, 6-2	Princeton+	Fayetteville
6/4	L, 5-6	Oklahoma State+	Fayetteville

^ - Jaguar Invitational

% - Al Oglethorpe Classic

\$ - Rainbow Baseball Tournament

* - SEC Game

! - SEC Tournament

+ - NCAA Fayetteville Regional

2007 (43-21; 18-12 1st SEC West)

Dave Van Horn

Date	Result	Opponent	Location
2/2	W, 4-2	Louisiana Tech	Ruston, La.
2/3	L, 2-9	Louisiana Tech	Ruston, La.
2/4	W, 6-2	Louisiana Tech	Ruston, La.
2/9	W, 13-1	Troy	Troy, Ala.
2/10	L, 8-13	Troy	Troy, Ala.
2/11	W, 16-2	Troy	Troy, Ala.
2/18	W, 8-3	Wisc.-Milwaukee	Fayetteville
2/18	W, 28-2	Wisc.-Milwaukee	Fayetteville
2/19	W, 8-1	Wisc.-Milwaukee	Fayetteville
2/23	W, 12-1	Illinois State	Fayetteville
2/24	L, 10-12	Illinois State	Fayetteville
2/25	W, 9-8 (10)	Illinois State	Fayetteville
3/2	L, 4-5	Ole Miss^	Minneapolis, Minn.
3/4	W, 5-1	Minnesota^	Minneapolis, Minn.
3/4	L, 5-10	Minnesota^	Minneapolis, Minn.
3/9	W, 8-7	Kansas	Fayetteville
3/10	W, 4-0	Kansas	Fayetteville
3/11	W, 5-2	Kansas	Fayetteville
3/13	W, 10-2	Oral Roberts	Fayetteville
3/16	W, 10-2	Kentucky*	Lexington, Ky.
3/17	L, 5-7	Kentucky*	Lexington, Ky.
3/18	W, 14-5	Kentucky*	Lexington, Ky.
3/21	W, 16-14	Centenary	Shreveport, La.
3/23	W, 8-7 (10)	Vanderbilt	Fayetteville
3/24	L, 3-6	Vanderbilt	Fayetteville
3/25	W, 8-3	Vanderbilt	Fayetteville
3/27	L, 3-5	Oral Roberts	Tulsa, Okla.
3/30	W, 6-2	Tennessee*	Knoxville, Tenn.
3/31	W, 4-3	Tennessee*	Knoxville, Tenn.
4/1	W, 11-7	Tennessee*	Knoxville, Tenn.
4/3	W, 14-6	Northern Colorado	Fayetteville
4/4	W, 9-7	Northern Colorado	Fayetteville
4/6	L, 9-11	Mississippi State*	Fayetteville
4/7	L, 1-2	Mississippi State*	Fayetteville
4/8	W, 9-3	Mississippi State*	Fayetteville
4/11	W, 2-0	Missouri State	Fayetteville
4/14	W, 14-3	Florida*	Fayetteville
4/14	W, 7-1	Florida*	Fayetteville
4/15	W, 10-7	Florida*	Fayetteville
4/18	W, 16-2	Missouri State	Springfield, Mo.
4/20	L, 1-6	Georgia*	Athens, Ga.
4/21	W, 7-6 (10)	Georgia*	Athens, Ga.
4/22	W, 9-3	Georgia*	Athens, Ga.
4/25	W, 10-2	Wichita State	Fayetteville
4/27	W, 12-1	Auburn*	Auburn, Ala.
4/28	L, 9-11	Auburn*	Auburn, Ala.
4/29	W, 8-1	Auburn*	Auburn, Ala.
5/4	L, 5-6	LSU*	Fayetteville
5/5	W, 5-0	LSU*	Fayetteville
5/6	L, 3-5	LSU*	Fayetteville
5/11	L, 0-10	Alabama*	Tuscaloosa, Ala.
5/12	W, 12-5	Alabama*	Tuscaloosa, Ala.
5/13	L, 5-9	Alabama*	Tuscaloosa, Ala.
5/17	L, 4-5	Ole Miss*	Fayetteville
5/18	W, 4-3 (10)	Ole Miss*	Fayetteville
5/19	L, 0-5	Ole Miss*	Fayetteville
5/23	W, 6-0	Alabama!	Hoover, Ala.
5/24	W, 6-0	South Carolina!	Hoover, Ala.
5/26	W, 3-2	South Carolina!	Hoover, Ala.
5/27	L, 4-7	Vanderbilt!	Hoover, Ala.
6/1	W, 9-0	Albany+	Fayetteville
6/2	L, 3-14	Oklahoma State+	Fayetteville
6/3	W, 6-0	Creighton+	Fayetteville
6/3	L, 6-7	Oklahoma State+	Fayetteville

^ - Dairy Queen Classic

* - SEC Game

! - SEC Tournament

+ - NCAA Fayetteville Regional



Scott Hode hit .293 with seven home runs and a team-leading 53 RBIs to lead Arkansas to the College World Series in 2004.

HISTORY AND RECORDS

2008 (34-24; 14-15 4th SEC West)

Dave Van Horn

Date	Result	Opponent	Location
2/22	W, 9-4	Wright State	Fayetteville
2/23	W, 5-4	Wright State	Fayetteville
2/24	W, 7-3	Wright State	Fayetteville
2/27	W, 2-1	Kansas	Fayetteville
2/29	W, 9-8	La Tech [^]	College Station, Texas
3/1	L, 7-15	Texas A&M [^]	College Station, Texas
3/2	W, 8-6	Ohio State [^]	College Station, Texas
3/5	W, 13-1	South Dakota State	Fayetteville
3/5	W, 20-4	South Dakota State	Fayetteville
3/7	W, 14-5	Siena	Fayetteville
3/8	W, 17-2	Siena	Fayetteville
3/9	W, 10-4	Siena	Fayetteville
3/11	L, 5-6	Arizona State	Tempe, Ariz.
3/12	L, 4-7	Arizona State	Tempe, Ariz.
3/14	W, 5-1	Georgia [^]	Fayetteville
3/15	L, 11-15	Georgia [^]	Fayetteville
3/16	L, 2-13	Georgia [^]	Fayetteville
3/18	L, 1-6	Nebraska	Lincoln, Neb.
3/19	W, 9-4	Nebraska	Lincoln, Neb.
3/21	L, 7-8 (11)	LSU [*]	Baton Rouge, La.
3/22	W, 14-13 (10)	LSU [*]	Baton Rouge, La.
3/23	L, 2-4	LSU [*]	Baton Rouge, La.
3/25	W, 9-0	Centenary	Fayetteville
3/26	L, 1-5	Centenary	Fayetteville
3/29	L, 5-6 (2)	Vanderbilt [!]	Nashville, Tenn.
3/30	L, 2-6	Vanderbilt [!]	Nashville, Tenn.
4/1	W, 7-6 (10)	Missouri State	Springfield, Mo.
4/4	L, 2-5	Auburn [*]	Fayetteville
4/5	W, 5-4	Auburn [*]	Fayetteville
4/6	L, 10-12 (10)	Auburn [*]	Fayetteville
4/8	L, 4-9	Oral Roberts	Fayetteville
4/11	W, 2-1	Florida [^]	Gainesville, Fla.
4/12	L, 1-6	Florida [^]	Gainesville, Fla.
4/13	W, 10-4	Florida [^]	Gainesville, Fla.
4/15	L, 2-12	Oral Roberts	Tulsa, Okla.
4/16	W, 9-1	Alcorn State	Fayetteville
4/18	W, 5-4	Tennessee [*]	Fayetteville
4/19	W, 5-4 (10)	Tennessee [*]	Fayetteville
4/20	L, 6-7 (10)	Tennessee [*]	Fayetteville
4/22	W, 9-2	Northern Colorado	Fayetteville
4/23	W, 9-1	Northern Colorado	Fayetteville
4/25	L, 4-12	Ole Miss [*]	Oxford, Miss.
4/26	W, 13-11 (10)	Ole Miss [*]	Oxford, Miss.
4/27	W, 12-4	Ole Miss [*]	Oxford, Miss.
4/30	W, 14-6	Missouri State	Fayetteville
5/2	L, 7-11	Alabama [*]	Fayetteville
5/3	L, 6-11	Alabama [*]	Fayetteville
5/4	W, 5-4	Alabama [*]	Fayetteville
5/9	W, 12-11	South Carolina [*]	Fayetteville
5/10	W, 6-3	South Carolina [*]	Fayetteville
5/11	W, 4-2	South Carolina [*]	Fayetteville
5/12	W, 12-3	Mississippi Valley St	Fayetteville
5/15	L, 5-6	Mississippi State [*]	Starkville, Miss.
5/16	L, 5-6	Mississippi State [*]	Starkville, Miss.
5/17	W, 15-10	Mississippi State [*]	Starkville, Miss.
5/19	W, 12-6	Western Illinois	Fayetteville
5/30	L, 3-4	Pepperdine ⁺	Palo Alto, Calif.
5/31	L, 1-5	Stanford ⁺	Palo Alto, Calif.

[^] - Dominos Pizza Classic
* - SEC Game
+ - NCAA Stanford Regional

2009 (41-24; 14-15 4th SEC West)

Dave Van Horn

Date	Result	Opponent	Location
2/20	W, 4-2	Washington State	Fayetteville
2/20	W, 7-5 (10)	Washington State	Fayetteville
2/22	W, 4-3	Washington State	Fayetteville
2/24	L, 3-9	Kansas	Fayetteville
2/25	W, 9-8 (10)	Kansas	Fayetteville
2/27	W, 8-7 (10)	Western Illinois	Fayetteville
3/3	W, 7-3	Valparaiso	Fayetteville
3/6	W, 5-4 (10)	California	Fayetteville
3/7	L, 6-12	California	Fayetteville
3/8	W, 13-3	California	Fayetteville
3/10	L, 3-8	Centenary	Shreveport, La.
3/13	W, 11-4	Florida [^]	Fayetteville
3/14	W, 8-4	Florida [^]	Fayetteville
3/15	W, 4-2	Florida [^]	Fayetteville
3/17	W, 7-3	Nebraska	Fayetteville
3/18	L, 4-7	Nebraska	Fayetteville
3/20	W, 3-2	Auburn [*]	Auburn, Ala.
3/21	W, 10-6	Auburn [*]	Auburn, Ala.
3/22	W, 12-6	Auburn [*]	Auburn, Ala.
3/25	W, 10-0	Missouri State	Fayetteville
3/27	W, 20-9	Mississippi State [*]	Fayetteville
3/29	W, 5-1	Mississippi State [*]	Fayetteville
3/29	L, 4-12	Mississippi State [*]	Fayetteville
3/31	W, 2-0	Missouri State	Springfield, Mo.
4/3	W, 6-4	South Carolina [*]	Columbia, S.C.
4/4	L, 1-9	South Carolina [*]	Columbia, S.C.
4/5	W, 7-4	South Carolina [*]	Columbia, S.C.
4/7	W, 7-3	Arizona State	Fayetteville
4/8	W, 8-7	Arizona State	Fayetteville
4/10	L, 0-9	Vanderbilt [!]	Fayetteville
4/11	L, 6-13	Vanderbilt [!]	Fayetteville
4/14	L, 2-3	ULM	Fayetteville
4/15	W, 10-9 (10)	ULM	Fayetteville
4/17	L, 3-4	Georgia [^]	Athens, Ga.
4/18	L, 3-4	Georgia [^]	Athens, Ga.
4/19	W, 2-0	Georgia [^]	Athens, Ga.
4/21	W, 9-6	Oral Roberts	Tulsa, Okla.
4/24	W, 9-3	Tennessee [*]	Knoxville, Tenn.
4/25	L, 4-5	Tennessee [*]	Knoxville, Tenn.

4/26	W, 15-8	Tennessee [*]	Knoxville, Tenn.
4/28	W, 8-7 (10)	Oklahoma	Fayetteville
5/2	W, 11-4	LSU [*]	Fayetteville
5/2	L, 0-5	LSU [*]	Fayetteville
5/3	L, 3-4	LSU [*]	Fayetteville
5/8	L, 1-2	Alabama [*]	Tuscaloosa, Ala.
5/9	L, 6-8	Alabama [*]	Tuscaloosa, Ala.
5/10	L, 5-6	Alabama [*]	Tuscaloosa, Ala.
5/12	W, 3-2	Oral Roberts	Fayetteville
5/14	L, 5-7	Ole Miss [*]	Fayetteville
5/15	L, 3-9	Ole Miss [*]	Fayetteville
5/16	L, 3-16	Ole Miss [*]	Fayetteville
5/20	W, 8-5	Florida [!]	Hoover, Ala.
5/21	L, 1-2 (10)	Georgial	Hoover, Ala.
5/22	W, 10-7	Florida [!]	Hoover, Ala.
5/23	L, 1-11 (7)	Vanderbilt [!]	Hoover, Ala.
5/29	W, 10-3	Washington St ⁺	Norman, Okla.
5/30	W, 17-6	Oklahoma ⁺	Norman, Okla.
5/31	W, 11-0	Oklahoma ⁺	Norman, Okla.
6/5	W, 7-2	Florida State ^{\$}	Tallahassee, Fla.
6/6	W, 9-8	Florida State ^{\$}	Tallahassee, Fla.
6/13	W, 10-6	Cal St. Fullerton [#]	Omaha, Neb.
6/15	L, 1-9	LSU [#]	Omaha, Neb.
6/17	W, 4-3 (12)	Virginia [#]	Omaha, Neb.
6/19	L, 5-14	LSU [#]	Omaha, Neb.

* - SEC Game
! - SEC Tournament
+ - NCAA Norman Regional
\$ - NCAA Tallahassee Super Regional
- College World Series

2010 (43-21; 18-12 2nd SEC West)

Dave Van Horn

Date	Result	Opponent	Location
2/19	W, 10-2	Ball State	Fayetteville
2/20	L, 2-5	Ball State	Fayetteville
2/21	W, 9-3	Ball State	Fayetteville
2/26	W, 10-1	Troy	Fayetteville
2/27	W, 10-8	Troy	Fayetteville
2/28	W, 7-6	Troy	Fayetteville
3/2	W, 15-3	Kansas	Fayetteville
3/5	W, 7-3	California	Berkeley, Calif.
3/6	W, 9-5	California	Berkeley, Calif.
3/7	L, 0-6	California	Berkeley, Calif.
3/9	L, 2-3	South Dakota State	Fayetteville
3/10	W, 21-2	South Dakota State	Fayetteville
3/12	W, 14-6	Wisc.-Milwaukee	Fayetteville
3/13	W, 7-0	Wisc.-Milwaukee	Fayetteville
3/14	W, 3-2 (10)	Wisc.-Milwaukee	Fayetteville
3/19	W, 6-3	LSU [*]	Baton Rouge, La.
3/20	L, 7-8	LSU [*]	Baton Rouge, La.
3/21	L, 1-5	LSU [*]	Baton Rouge, La.
3/23	W, 3-2	McNeese State	Lake Charles, La.
3/24	W, 7-6	McNeese State	Lake Charles, La.
3/26	W, 9-8	Alabama [*]	Fayetteville
3/27	W, 4-3	Alabama [*]	Fayetteville
3/28	W, 10-5	Alabama [*]	Fayetteville
3/30	W, 18-2	Centenary	Fayetteville
3/31	W, 9-4	Centenary	Fayetteville
4/2	L, 8-12	Kentucky [*]	Fayetteville
4/3	W, 10-1	Kentucky [*]	Fayetteville
4/4	W, 17-16	Kentucky [*]	Fayetteville
4/7	W, 32-8	Saint Louis	Fayetteville
4/9	W, 8-3	Mississippi State [*]	Starkville, Miss.
4/10	W, 8-5	Mississippi State [*]	Starkville, Miss.
4/11	W, 13-3	Mississippi State [*]	Starkville, Miss.
4/13	W, 4-3 (11)	New Mexico	Fayetteville
4/14	W, 5-4	New Mexico	Fayetteville
4/16	W, 10-2	Georgia [^]	Fayetteville
4/17	W, 10-2	Georgia [^]	Fayetteville
4/18	W, 13-5	Georgia [^]	Fayetteville
4/20	W, 9-5	Oral Roberts	Fayetteville
4/23	W, 8-3	Florida [^]	Gainesville, Fla.
4/24	L, 2-8	Florida [^]	Gainesville, Fla.
4/25	L, 1-2	Florida [^]	Gainesville, Fla.
4/28	W, 5-4	Missouri State	Fayetteville
4/30	W, 9-4	Auburn [*]	Fayetteville
5/1	L, 7-8	Auburn [*]	Fayetteville
5/2	L, 2-13	Auburn [*]	Fayetteville
5/7	W, 11-4	Ole Miss [*]	Oxford, Miss.
5/8	L, 2-3	Ole Miss [*]	Oxford, Miss.
5/9	W, 7-0	Ole Miss [*]	Oxford, Miss.
5/11	W, 5-4 (10)	La Tech [^]	N. Little Rock, Ark.
5/14	L, 2-3	South Carolina [*]	Fayetteville
5/15	L, 0-5	South Carolina [*]	Fayetteville
5/16	L, 3-5	South Carolina [*]	Fayetteville
5/18	L, 2-5	Oklahoma	Norman, Okla.
5/20	L, 3-4	Vanderbilt [!]	Nashville, Tenn.
5/21	W, 4-3	Vanderbilt [!]	Nashville, Tenn.
5/22	W, 7-5	Vanderbilt [!]	Nashville, Tenn.
5/26	L, 0-2	Vanderbilt [!]	Hoover, Ala.
5/27	L, 4-5	Florida [!]	Hoover, Ala.
6/4	W, 19-7	Grambling State ⁺	Fayetteville
6/5	W, 6-4	Washington State ⁺	Fayetteville
6/6	L, 7-10	Washington State ⁺	Fayetteville
6/7	W, 7-2	Washington State ⁺	Fayetteville
6/12	L, 6-7 (12)	Arizona State ^{\$}	Tempe, Ariz.
6/13	L, 5-7 (12)	Arizona State ^{\$}	Tempe, Ariz.

* - SEC Game
! - Game played at Dickey-Stephens Park
! - SEC Tournament
+ - NCAA Fayetteville Regional
\$ - NCAA Tempe Super Regional

2011 (40-22; 15-15 1st SEC West)

Dave Van Horn

Date	Result	Opponent	Location
2/18	W, 5-0	Delaware State	Fayetteville
2/19	W, 9-2	Delaware State	Fayetteville
2/20	W, 10-0	Delaware State	Fayetteville
2/25	W, 3-2	Utah	Fayetteville
2/26	W, 5-4	Utah	Fayetteville
2/27	W, 10-1	Utah	Fayetteville
3/1	L, 6-8	McNeese State	Fayetteville
3/2	W, 8-3	McNeese State	Fayetteville
3/4	W, 15-6	Wisc.-Milwaukee	Fayetteville
3/5	W, 13-9	Wisc.-Milwaukee	Fayetteville
3/6	W, 7-3	Wisc.-Milwaukee	Fayetteville
3/10	W, 12-4	San Diego St.	San Diego, Calif.
3/11	W, 11-6	San Diego St.	San Diego, Calif.
3/12	L, 2-3	San Diego St.	San Diego, Calif.
3/13	W, 5-2	San Diego St.	San Diego, Calif.
3/15	W, 4-2	Kansas	Fayetteville
3/18	W, 6-5 (11)	Auburn [*]	Auburn, Ala.
3/19	L, 5-9	Auburn [*]	Auburn, Ala.
3/20	L, 7-8	Auburn [*]	Auburn, Ala.
3/22	W, 10-2	Memphis [!]	N. Little Rock, Ark.
3/23	W, 7-3	Memphis	Memphis, Tenn.
3/25	W, 2-1	Vanderbilt [!]	Fayetteville
3/26	L, 1-4	Vanderbilt [!]	Fayetteville
3/27	L, 1-2	Vanderbilt [!]	Fayetteville
4/1	L, 3-5	Alabama [*]	Tuscaloosa, Ala.
4/2	L, 3-5	Alabama [*]	Tuscaloosa, Ala.
4/3	W, 4-3	Alabama [*]	Tuscaloosa, Ala.
4/6	W, 6-5	Texas State	Fayetteville
4/8	W, 2-0	LSU [*]	Fayetteville
4/9	W, 4-3	LSU [*]	Fayetteville
4/10	W, 5-4	LSU [*]	Fayetteville
4/12	W, 2-1	Missouri State	Springfield, Mo.
4/15	W, 6-5	Mississippi State [*]	Fayetteville
4/16	W, 6-1	Mississippi State [*]	Fayetteville
4/17	L, 3-5	Mississippi State [*]	Fayetteville
4/19	W, 6-5	Oral Roberts	Tulsa, Okla.
4/23	L, 2-3	Kentucky [*]	Lexington, Ky.
4/24	W, 5-1 (6)	Kentucky [*]	Lexington, Ky.
4/29	W, 10-4	Georgia [^]	Athens, Ga.
4/30	L, 0-3	Georgia [^]	Athens, Ga.
5/1	L, 5-6	Georgia [^]	Athens, Ga.
5/3	W, 10-0	Southeast Mo. St.	Fayetteville
5/4	L, 5-6	Southeast Mo. St.	Fayetteville
5/5	W, 4-3	Florida [*]	Fayetteville
5/6	W, 5-3	Florida [*]	Fayetteville
5/7	L, 3-5	Florida [*]	Fayetteville
5/13	W, 6-2	South Carolina [*]	Columbia, S.C.
5/14	L, 5-6	South Carolina [*]	Columbia, S.C.
5/15	L, 1-7	South Carolina [*]	Columbia, S.C.
5/17	W, 6-2	UT Martin	Fayetteville
5/19	L, 1-2	Ole Miss [*]	Fayetteville
5/21	W, 2-0	Ole Miss [*]	Fayetteville
5/21	W, 5-3	Ole Miss [*]	Fayetteville
5/25	L, 4-7	Alabama [!]	Hoover, Ala.
5/26	W, 7-2	Mississippi State [!]	Hoover, Ala.
5/27	W, 4-1	Alabama [!]	Hoover, Ala.
5/28	L, 2-3	Vanderbilt [!]	Hoover, Ala.
6/3	L, 2-3	Charlotte ⁺	Tempe, Ariz.
6/4	W, 11-3	New Mexico ⁺	Tempe, Ariz.
6/5	W, 3-0	Charlotte ⁺	Tempe, Ariz.
6/5	L, 4-13	Arizona State ⁺	Tempe, Ariz.

* - SEC Game
! - Game played at Dickey-Stephens Park
! - SEC Tournament
+ - NCAA Tempe Regional

2012 (46-22; 16-14 T-2nd SEC West)

Dave Van Horn

Date	Result	Opponent	Location
2/17	W, 11-5	Villanova	Fayetteville
2/18	W, 13-1	Villanova	Fayetteville
2/19	W, 17-1	Villanova	Fayetteville
2/21	W, 8-7	Northwestern State	Fayetteville
2/22	W, 6-2	Northwestern State	Fayetteville
2/24	W, 7-3	Valparaiso	Fayetteville
2/25	W, 4-3	Valparaiso	Fayetteville
2/26	L, 9-10 (10)	Valparaiso	Fayetteville
2/28	W, 5-0	BYU	Fayetteville
2/29	W, 8-1	BYU	Fayetteville
3/2	W, 3-1	Texas Tech [^]	Houston, Texas
3/3	L, 1-4	Houston [^]	Houston, Texas

|| ALL-TIME RESULTS



2013 (39-22; 18-11 2nd SEC West)

Dave Van Horn

Date	Result	Opponent	Location
2/15	W, 9-1	Western Illinois	Fayetteville
2/16	W, 7-2	Western Illinois	Fayetteville
2/17	L, 5-7	Western Illinois	Fayetteville
2/19	W, 14-0 (7)	New Orleans	Fayetteville
2/19	W, 3-0	New Orleans	Fayetteville
2/22	W, 10-4	Evansville	Fayetteville
2/23	W, 5-2	Evansville	Fayetteville
2/24	W, 10-2	Evansville	Fayetteville
2/28	L, 2-3	vs. Arizona State [^]	Surprise, Ariz.
3/1	L, 0-3	vs. Gonzaga [^]	Surprise, Ariz.
3/2	L, 1-3	vs. Arizona State [^]	Surprise, Ariz.
3/3	L, 3-4	vs. Pacific [^]	Surprise, Ariz.
3/7	W, 2-0	San Diego State	Fayetteville
3/8	W, 4-3	San Diego State	Fayetteville
3/9	W, 8-2	San Diego State	Fayetteville
3/9	W, 4-1	San Diego State	Fayetteville
3/12	W, 20-2	Alabama A&M	Fayetteville
3/13	W, 13-0	Alabama A&M	Fayetteville
3/15	L, 1-7	Ole Miss*	Fayetteville
3/16	W, 10-1	Ole Miss*	Fayetteville
3/17	L, 4-6 (13)	Ole Miss*	Fayetteville
3/22	W, 15-3	South Carolina*	Columbia, S.C.
3/23	W, 4-2	South Carolina*	Columbia, S.C.
3/24	W, 5-3 (11)	South Carolina*	Columbia, S.C.
3/26	W, 6-0	Miss. Valley St.	Fayetteville
3/27	W, 2-1	Miss. Valley St. [#]	N. Little Rock, Ark.
3/29	W, 5-4	Mississippi St.*	Fayetteville
3/30	L, 1-4	Mississippi St.*	Fayetteville
3/31	W, 3-1	Mississippi St.*	Fayetteville
4/4	W, 3-1	at Alabama*	Tuscaloosa, Ala.
4/5	W, 6-0	at Alabama*	Tuscaloosa, Ala.
4/6	L, 0-5	at Alabama*	Tuscaloosa, Ala.
4/9	L, 0-3	New Mexico	Fayetteville
4/9	W, 4-3	New Mexico	Fayetteville
4/12	L, 2-6	LSU*	Fayetteville
4/13	W, 8-3	LSU*	Fayetteville
4/14	L, 3-5 (10)	LSU*	Fayetteville
4/16	L, 0-3	at Nebraska	Lincoln, Neb.
4/16	L, 2-4	at Nebraska	Lincoln, Neb.
4/19	L, 3-5	Texas A&M*	Fayetteville
4/20	W, 12-2	Texas A&M*	Fayetteville
4/21	W, 2-1	Texas A&M*	Fayetteville
4/26	W, 2-0	at Georgia*	Athens, Ga.
4/27	W, 2-1	at Georgia*	Athens, Ga.
4/30	W, 6-3	Missouri State	Fayetteville
5/3	W, 2-1	at Kentucky*	Lexington, Ky.
5/4	W, 5-3	at Kentucky*	Lexington, Ky.
5/4	L, 3-4	at Kentucky*	Lexington, Ky.
5/10	L, 3-8	Tennessee*	Fayetteville
5/11	W, 11-1	Tennessee*	Fayetteville
5/12	W, 10-2	Tennessee*	Fayetteville
5/16	L, 0-3	at Auburn*	Auburn, Ala.
5/17	W, 1-0	at Auburn*	Auburn, Ala.
5/18	L, 6-11	at Auburn*	Auburn, Ala.
5/22	W, 2-1 (10)	vs. Ole Miss!	Hoover, Ala.
5/23	W, 4-1	vs. LSU!	Hoover, Ala.
5/25	L, 1-3	vs. LSU!	Hoover, Ala.
5/31	L, 1-4	vs. Bryant+	Manhattan, Kan.
6/1	W, 3-1	vs. Wichita St+	Manhattan, Kan.
6/2	W, 12-3	vs. Bryant+	Manhattan, Kan.
6/2	L, 3-4	at Kansas St.+	Manhattan, Kan.

[^] - Coca-Cola Classic
^{*} - SEC Game
[%] - Game played at Dickey-Stephens Park
[!] - SEC Tournament
⁺ - NCAA Manhattan Regional

2014 (40-25; 16-14 4th SEC West)

Dave Van Horn

Date	Result	Opponent	Location
2/14	W, 12-2	Appalachian St.	Fayetteville
2/15	W, 7-6	Appalachian St.	Fayetteville
2/16	W, 8-3	Appalachian St.	Fayetteville
2/21	W, 6-2	Eastern Illinois	Fayetteville
2/22	W, 8-3	Eastern Illinois	Fayetteville
2/23	W, 8-3	Eastern Illinois	Fayetteville
2/28	W, 12-1	South Alabama	Fayetteville
3/1	L, 1-2	South Alabama	Fayetteville
3/1	L, 3-5	South Alabama	Fayetteville
3/7	L, 1-2	vs. San Francisco [^]	Berkeley, Calif.
3/8	W, 4-0	vs. Tulane [^]	Berkeley, Calif.
3/9	L, 3-4	at California [^]	Berkeley, Calif.
3/9	L, 1-2	at California [^]	Berkeley, Calif.
3/14	L, 1-2	at Florida*	Gainesville, Fla.
3/15	L, 0-1	at Florida*	Gainesville, Fla.
3/16	W, 9-3	at Florida*	Gainesville, Fla.
3/18	W, 4-3	Grambling St.	Fayetteville
3/19	W, 8-0	Grambling St.	Fayetteville
3/21	L, 9-17	Alabama*	Fayetteville
3/22	W, 2-1	Alabama*	Fayetteville
3/23	W, 1-0	Alabama*	Fayetteville
3/25	W, 6-0	Miss. Valley St.	Fayetteville
3/25	W, 12-1	Miss. Valley St.	Fayetteville
3/26	W, 3-0	vs. Miss. Valley St.%	N. Little Rock
3/29	W, 4-0	at Mississippi St.*	Starkville, Miss.
3/29	L, 1-5	at Mississippi St.*	Starkville, Miss.
3/30	L, 1-5	at Mississippi St.*	Starkville, Miss.
4/1	W, 4-3	Nebraska	Fayetteville
4/2	L, 4-6	Nebraska	Fayetteville
4/4	L, 1-2	South Carolina*	Fayetteville
4/4	W, 4-1	South Carolina*	Fayetteville
4/5	W, 7-0	South Carolina*	Fayetteville
4/8	L, 7-10	UNLV	Fayetteville
4/9	W, 9-2	UNLV	Fayetteville
4/11	L, 3-5	at LSU*	Baton Rouge, La.
4/12	L, 4-5	at LSU*	Baton Rouge, La.
4/13	W, 10-4	at LSU*	Baton Rouge, La.
4/15	W, 7-2	Stephen F. Austin	Fayetteville
4/18	W, 6-2	Vanderbilt*	Fayetteville
4/19	L, 1-2	Vanderbilt*	Fayetteville
4/20	W, 3-1	Vanderbilt*	Fayetteville
4/22	W, 8-1	Northwestern St.	Fayetteville
4/23	W, 15-3	Northwestern St.	Fayetteville
4/25	L, 1-2	Auburn*	Fayetteville
4/26	W, 4-3 (10)	Auburn*	Fayetteville
4/26	L, 2-7	Auburn*	Fayetteville
4/29	W, 4-1	at Missouri State	Springfield, Mo.
5/2	L, 2-3	at Ole Miss*	Oxford, Miss.
5/3	L, 4-7	at Ole Miss*	Oxford, Miss.
5/4	W, 11-1	at Ole Miss*	Oxford, Miss.
5/9	W, 3-2	Texas A&M*	Fayetteville
5/10	W, 7-3	Texas A&M*	Fayetteville
5/11	L, 5-6 (10)	Texas A&M*	Fayetteville
5/15	W, 9-4	at Missouri*	Columbia, Mo.
5/16	W, 4-0	at Missouri*	Columbia, Mo.
5/17	W, 7-5 (10)	at Missouri*	Columbia, Mo.
5/20	W, 4-0	vs. Texas A&M!	Hoover, Ala.
5/21	W, 2-1	vs. Ole Miss!	Hoover, Ala.
5/22	L, 2-7	vs. LSU!	Hoover, Ala.
5/23	W, 8-7	vs. Ole Miss!	Hoover, Ala.
5/24	L, 1-11	vs. LSU!	Hoover, Ala.
5/24	W, 3-2	vs. Liberty+	Charlottesville, Va.
5/31	L, 0-3	at Virginia+	Charlottesville, Va.
6/1	W, 10-0	vs. Bucknell+	Charlottesville, Va.
6/1	L, 2-9	at Virginia+	Charlottesville, Va.

[^] - Cal Baseball Classic
^{*} - SEC Game
[%] - Game played at Dickey-Stephens Park
[!] - SEC Tournament
⁺ - NCAA Charlottesville Regional



The Razorbacks won a thrilling game three in the NCAA Fayetteville Super Regional to advance to the 2015 College World Series - the school's eighth appearance in Omaha.

2015 (40-25; 17-12 3rd SEC West)

Dave Van Horn

Date	Result	Opponent	Location
2/13	W, 11-4	North Dakota	Fayetteville
2/14	W, 13-2	North Dakota	Fayetteville
2/14	W, 12-1	North Dakota	Fayetteville
2/20	L, 5-9	vs. UCF*	Mobile, Ala.
2/21	W, 7-0	at South Alabama*	Mobile, Ala.
2/22	L, 6-13	vs. Maryland*	Mobile, Ala.
3/2	W, 4-1	Eastern Illinois	Fayetteville
3/2	W, 8-1	Eastern Illinois	Fayetteville
3/3	W, 7-0	Eastern Illinois	Fayetteville
3/6	W, 2-1	Loyola Marymount	Fayetteville
3/7	W, 13-7	Loyola Marymount	Fayetteville
3/8	L, 0-9	Loyola Marymount	Fayetteville
3/10	L, 2-6	Gonzaga	Fayetteville
3/11	L, 5-15	Gonzaga	Fayetteville
3/14	L, 7-8	at Vanderbilt*	Nashville, Tenn.
3/14	L, 1-9	at Vanderbilt*	Nashville, Tenn.
3/15	L, 0-1	at Vanderbilt*	Nashville, Tenn.
3/17	W, 4-3	Southeast Mo. St.	Fayetteville
3/18	L, 11-2	Southeast Mo. St.	Fayetteville
3/19	W, 5-1	LSU*	Fayetteville
3/20	L, 3-16	LSU*	Fayetteville
3/21	L, 4-7	LSU*	Fayetteville
3/24	L, 4-5	vs. Memphis%	N. Little Rock, Ark.
3/25	W, 7-3	at Memphis	Memphis, Tenn.
3/26	W, 10-3	Ole Miss*	Fayetteville
3/27	L, 4-5	Ole Miss*	Fayetteville
3/28	W, 5-2	Ole Miss*	Fayetteville
3/31	L, 0-2	Missouri State	Fayetteville
4/3	W, 10-7	at Auburn*	Auburn, Ala.
4/4	L, 2-3	at Auburn*	Auburn, Ala.
4/5	W, 6-4	at Auburn*	Auburn, Ala.
4/7	W, 8-1	Miss. Valley St.	Fayetteville
4/8	W, 14-0	Miss. Valley St.	Fayetteville
4/10	W, 5-3	Kentucky*	Fayetteville
4/11	L, 4-16	Kentucky*	Fayetteville
4/12	W, 7-3	Kentucky*	Fayetteville
4/14	W, 8-2	Stephen F. Austin	Fayetteville
4/15	W, 15-3	Stephen F. Austin	Fayetteville
4/18	L, 6-13	at Texas A&M* College Station, Texas	
4/18	W, 9-8	at Texas A&M* College Station, Texas	
4/19	W, 8-2	at Texas A&M* College Station, Texas	
4/24	W, 7-6	Mississippi State*	Fayetteville
4/25	W, 6-1	Mississippi State*	Fayetteville
4/26	L, 1-2	Mississippi State*	Fayetteville
4/30	W, 5-1	at Alabama*	Hoover, Ala.
5/1	W, 8-4	at Alabama*	Hoover, Ala.
5/2	W, 4-0	at Alabama*	Hoover, Ala.
5/8	L, 4-5	Tennessee*	Fayetteville
5/10	W, 5-2	Tennessee*	Fayetteville
5/12	W, 6-2	at Creighton	Omaha, Neb.
5/14	L, 1-10	at Georgia*	Athens, Ga.
5/15	W, 9-0	at Georgia*	Athens, Ga.
5/16	W, 8-1	at Georgia*	Athens, Ga.
5/19	W, 2-1	vs. Tennessee!	Hoover, Ala.
5/20	W, 7-6	vs. Florida!	Hoover, Ala.
5/21	L, 5-10	vs. LSU!	Hoover, Ala.
5/22	L, 0-10	vs. Florida!	Hoover, Ala.
5/29	W, 8-6	vs. Oral Roberts+	Stillwater, Okla.
5/30	W, 7-5	at Oklahoma State+	Stillwater, Okla.
5/31	W, 4-3	vs. St. John's+	Stillwater, Okla.
6/5	W, 18-4	Missouri State\$	Fayetteville
6/6	L, 1-3	Missouri State\$	Fayetteville
6/7	W, 3-2	Missouri State\$	Fayetteville
6/13	L, 3-5	vs. Virginia#	Omaha, Neb.
6/15	L, 3-4	vs. Miami#	Omaha, Neb.

[^] - South Alabama Tournament
^{*} - SEC Game
[%] - Game played at Dickey-Stephens Park
[!] - SEC Tournament
⁺ - NCAA Stillwater Regional
^{\$} - NCAA Fayetteville Super Regional
[#] - College World Series

2016 (26-29; 7-23 7th SEC West)

Dave Van Horn

Date	Result	Opponent	Location
2/19	W, 6-1	Central Michigan	Fayetteville
2/20	W, 4-3	Central Michigan	Fayetteville
2/21	W, 9-4 (8)	Central Michigan	Fayetteville
2/23	W, 21-4	Mississippi Valley St.	Fayetteville
2/24	W, 20-0	Mississippi Valley St.	Fayetteville
2/26	W, 5-2	vs. Rice [^]	Houston, Texas
2/27	W, 12-3	vs. Houston*	Houston, Texas
2/28	W, 10-6	vs. Texas Tech*	Houston, Texas
3/2	L, 2-3	Louisiana Tech	Fayetteville
3/4	W, 5-2	Eastern Illinois	Fayetteville
3/5	L, 8-10 (12)	Eastern Illinois	Fayetteville
3/6	W, 3-2	Eastern Illinois	Fayetteville
3/9	L, 10-15	Gonzaga	Fayetteville
3/11	W, 3-2 (10)	Western Illinois	Fayetteville
3/12	W, 9-3	Western Illinois	Fayetteville
3/13	W, 3-0	Western Illinois	Fayetteville
3/15	W, 14-4	Grambling State	Fayetteville
3/16	W, 3-2	Grambling State	Fayetteville
3/18	L, 6-10	at South Carolina*	Columbia, S.C.
3/19	L, 2-6	at South Carolina*	Columbia, S.C.
3/20	L, 6-8	at South Carolina*	Columbia, S.C.
3/25	W, 3-2	Auburn*	Fayetteville
3/26	W, 14-7	Auburn*	Fayetteville
3/27	W, 3-1	Auburn*	Fayetteville
3/29	L, 4-5	at Oklahoma State	Stillwater, Okla.
4/1	W, 7-6	Missouri*	Fayetteville
4/2	L, 5-8	Missouri*	Fayetteville
4/3	L, 1-10	Missouri*	Fayetteville
4/6	W, 12-4	at Memphis\$	Memphis, Tenn.
4/8	L, 3-7	at Ole Miss*	Oxford, Miss.
4/9	L, 9-14	at Ole Miss*	Oxford, Miss.
4/10	L, 7-8	at Ole Miss*	Oxford, Miss.
4/12	W, 3-1	ULM%	N. Little Rock, Ark.
4/14	L, 8-12	Florida*	Fayetteville
4/15	L, 2-9	Florida*	Fayetteville
4/16	L, 2-8	Florida*	Fayetteville
4/19	W, 6-2	Creighton	Fayetteville
4/22	W, 1-0 (10)	at Kentucky*	Lexington, Ky.
4/23	W, 2-0 (7)	at Kentucky*	Lexington, Ky.
4/23	L, 4-5 (7)	at Kentucky*	Lexington, Ky.
4/26	W, 7-6	Oklahoma State	Fayetteville
4/30	W, 9-5	Texas A&M*	Fayetteville
4/30	L, 8-11	Texas A&M*	Fayetteville
5/1	L, 2-6	Texas A&M*	Fayetteville
5/3	L, 6-14	at Missouri State	Springfield, Mo.
5/6	L, 4-5	at LSU*	Baton Rouge, La.
5/7	L, 9-10 (10)	at LSU*	Baton Rouge, La.
5/8	L, 1-7	at LSU*	Baton Rouge, La.
5/13	L, 6-8	Alabama*	Fayetteville
5/14	L, 4-10	Alabama*	Fayetteville
5/15	L, 4-7	Alabama*	Fayetteville
5/17	L, 2-8	Missouri State	Fayetteville
5/19	L, 0-7	at Mississippi State*	Starkville, Miss.
5/20	L, 1-5	at Mississippi State*	Starkville, Miss.
5/21	L, 4-9	at Mississippi State*	Starkville, Miss.

[^] - Houston College Classic at Minute Maid Park
^{*} - SEC Game
^{\$} - Game played at AutoZone Park
[%] - Game played at Dickey-Stephens Park

HISTORY AND RECORDS



Arkansas advanced to the College World Series for the seventh time in program history in 2012 after winning two of three games over No. 4 Baylor in the Waco Super Regional.

2017 (45-19; 18-11 2nd SEC West) Dave Van Horn

Date	Result	Opponent	Location
2/17	W, 7-0	Miami (Ohio)	Fayetteville
2/18	W, 5-1	Miami (Ohio)	Fayetteville
2/19	W, 11-1	Miami (Ohio)	Fayetteville
2/24	W, 11-8	Bryant	Fayetteville
2/25	W, 13-7	Bryant	Fayetteville
2/26	W, 16-6	Bryant	Fayetteville
2/28	L, 3-4	at Louisiana Tech	Ruston, La.
3/1	W, 13-10	at Louisiana Tech	Ruston, La.
3/3	L, 0-3	vs. Arizona^	Frisco, Texas
3/4	W, 15-5	vs. Nebraska^	Frisco, Texas
3/5	L, 3-8	vs. Oklahoma State^	Frisco, Texas
3/7	W, 12-3	ULM	Fayetteville
3/8	W, 11-2	ULM	Fayetteville
3/10	W, 5-2	Rhode Island	Fayetteville
3/10	W, 3-2	Rhode Island	Fayetteville
3/12	L, 0-3	Rhode Island	Fayetteville
3/14	W, 3-2	Alcorn State	Fayetteville
3/15	W, 11-3	Alcorn State	Fayetteville
3/17	W, 3-1	Mississippi State*	Fayetteville
3/18	W, 5-4	Mississippi State*	Fayetteville
3/19	W, 6-1	Mississippi State*	Fayetteville
3/22	W, 5-2	New Orleans	Fayetteville
3/24	W, 9-2	at Missouri*	Columbia, Mo.
3/25	L, 2-7	at Missouri*	Columbia, Mo.
3/26	W, 9-8	at Missouri*	Columbia, Mo.
3/29	Cancelled	Grambling State	Fayetteville
3/31	W, 7-1	at Alabama*	Tuscaloosa, Ala.
4/1	L, 1-7	at Alabama*	Tuscaloosa, Ala.
4/2	W, 8-5	at Alabama*	Tuscaloosa, Ala.
4/5	W, 11-2	Grand Canyon	Fayetteville
4/5	W, 6-1	Grand Canyon	Fayetteville
4/7	W, 9-3	LSU*	Fayetteville
4/8	L, 8-10	LSU*	Fayetteville
4/9	L, 0-2	LSU*	Fayetteville
4/11	W, 12-4	at Missouri State	Springfield, Mo.
4/13	W, 14-4	Georgia*	Fayetteville
4/14	W, 5-4 (10)	Georgia*	Fayetteville
4/15	W, 11-3	Georgia*	Fayetteville
4/18	W, 16-7	Memphis	Fayetteville
4/19	W, 2-0	Memphis§	N. Little Rock, Ark.
4/21	L, 2-15	at Auburn*	Auburn, Ala.
4/22	W, 7-3	at Auburn*	Auburn, Ala.
4/23	L, 6-11	at Auburn*	Auburn, Ala.
4/25	W, 6-5	vs. Kansas State%	Kansas City, Mo.
4/27	L, 1-9	Ole Miss*	Fayetteville
4/28	L, 1-4	Ole Miss*	Fayetteville
4/28	W, 7-4	Ole Miss*	Fayetteville
5/4	L, 4-5	at Tennessee*	Knoxville, Tenn.
5/6	W, 2-0	at Tennessee*	Knoxville, Tenn.
5/12	W, 4-3	Vanderbilt*	Fayetteville
5/13	L, 2-6	Vanderbilt*	Fayetteville
5/14	W, 7-1	Vanderbilt*	Fayetteville
5/18	W, 6-4 (10)	Texas A&M*	College Station, Texas
5/19	L, 2-5	Texas A&M*	College Station, Texas
5/20	W, 8-0	Texas A&M*	College Station, Texas
5/25	L, 3-4	vs. Mississippi State&	Hoover, Ala.
5/25	W, 12-0 (7)	vs. Auburn&	Hoover, Ala.
5/26	W, 9-2	vs. Mississippi State&	Hoover, Ala.
5/27	W, 16-0 (7)	vs. Florida&	Hoover, Ala.
5/28	L, 2-4	vs. LSU&	Hoover, Ala.
6/2	W, 3-0	Oral Roberts#	Fayetteville
6/3	L, 4-5	Missouri State#	Fayetteville
6/4	W, 4-3	Oral Roberts#	Fayetteville
6/4	W, 11-10	Missouri State#	Fayetteville
6/5	L, 2-3	Missouri State#	Fayetteville

^ - Frisco College Classic at Dr. Pepper Ballpark
* - SEC Game
% - Game played at Kauffman Stadium
& - SEC Tournament
- NCAA Fayetteville Regional

2018 (48-21; 18-12 T-1st SEC West) Dave Van Horn

Date	Result	Opponent	Location
2/16	W, 14-2	Bucknell	Fayetteville
2/17	W, 32-4	Bucknell	Fayetteville
2/18	W, 3-1	Bucknell	Fayetteville
2/21	W, 1-0	vs. Arizona@	San Diego, Calif.
2/23	L, 4-3	vs. Cal Poly^	San Diego, Calif.
2/24	W, 5-2	at San Diego State*	San Diego, Calif.
2/25	L, 7-6	at San Diego*	San Diego, Calif.
2/28	W, 18-1	Dayton	Fayetteville
3/1	W, 11-0	Dayton	Fayetteville
3/2	W, 4-0	USC	Fayetteville
3/3	L, 3-1	USC	Fayetteville
3/4	W, 7-6 (8)	USC	Fayetteville
3/9	W, 7-2	Kent State	Fayetteville
3/9	L, 10-4	Kent State	Fayetteville
3/11	W, 11-4	Kent State	Fayetteville
3/13	W, 13-4	Texas	Fayetteville
3/14	W, 7-5	Texas	Fayetteville
3/16	W, 9-4	Kentucky*	Fayetteville
3/17	W, 14-2	Kentucky*	Fayetteville
3/17	W, 16-9	Kentucky*	Fayetteville
3/21	L, 6-3	at Charlotte	Charlotte, N.C.
3/23	W, 6-3	at Florida*	Gainesville, Fla.
3/24	L, 17-2	at Florida*	Gainesville, Fla.
3/25	L, 5-4	at Florida*	Gainesville, Fla.
3/27	W, 8-7	at Memphis#	Memphis, Tenn.
3/29	W, 6-4	at Ole Miss*	Oxford, Miss.
3/30	L, 5-4	at Ole Miss*	Oxford, Miss.
3/31	L, 11-10	at Ole Miss*	Oxford, Miss.
4/3	W, 10-9 (10)	ULM	Fayetteville
4/4	W, 4-0	ULM	Fayetteville

4/6	W, 2-1	Auburn*	Fayetteville
4/7	W, 13-2	Auburn*	Fayetteville
4/8	W, 5-4	Auburn*	Fayetteville
4/10	W, 7-6	Grambling State&	N. Little Rock, Ark.
4/12	L, 3-2	South Carolina*	Fayetteville
4/14	W, 2-0	South Carolina*	Fayetteville
4/14	W, 3-0	South Carolina*	Fayetteville
4/17	W, 11-7	Missouri State	Fayetteville
4/20	L, 6-5	at Mississippi State*	Starkville, Miss.
4/21	L, 5-3	at Mississippi State*	Starkville, Miss.
4/21	L, 7-5	at Mississippi State*	Starkville, Miss.
4/24	W, 5-1	Texas Tech	Fayetteville
4/27	W, 7-3	Alabama*	Fayetteville
4/28	W, 7-4	Alabama*	Fayetteville
4/29	W, 9-7	Alabama*	Fayetteville
5/4	W, 5-4	at LSU*	Baton Rouge, La.
5/5	L, 6-4	at LSU*	Baton Rouge, La.
5/6	L, 7-5	at LSU*	Baton Rouge, La.
5/11	W, 9-3	Texas A&M*	Fayetteville
5/12	W, 3-1	Texas A&M*	Fayetteville
5/13	W, 6-3	Texas A&M*	Fayetteville
5/17	W, 8-6	at Georgia*	Athens, Ga.
5/18	L, 8-7 (10)	at Georgia*	Athens, Ga.
5/19	L, 3-2	at Georgia*	Athens, Ga.
5/23	W, 13-8	vs. South Carolina§	Hoover, Ala.
5/25	W, 8-2	vs. Florida§	Hoover, Ala.
5/26	L, 2-1	vs. LSU§	Hoover, Ala.
6/1	W, 10-2	Oral Roberts!	Fayetteville
6/2	W, 10-2	Southern Miss!	Fayetteville
6/3	W, 4-3	Dallas Baptist!	Fayetteville
6/9	W, 9-3	South Carolina+	Fayetteville
6/10	L, 8-5	South Carolina+	Fayetteville
6/11	W, 14-4	South Carolina+	Fayetteville
6/17	W, 11-5	vs. Texas%	Omaha, Neb.
6/20	W, 7-4	vs. Texas Tech%	Omaha, Neb.
6/22	W, 5-2	vs. Florida%	Omaha, Neb.
6/26	W, 4-1	vs. Oregon State%	Omaha, Neb.
6/27	L, 5-3	vs. Oregon State%	Omaha, Neb.
6/28	L, 5-0	vs. Oregon State%	Omaha, Neb.

2019 (46-20; 20-10 T-1st SEC West) Dave Van Horn

Date	Result	Opponent	Location
2/16	W, 15-7	Eastern Illinois-1	Fayetteville
2/16	W, 12-3	Eastern Illinois-2	Fayetteville
2/17	W, 3-2	Eastern Illinois	Fayetteville
2/21	W, 6-3	at USC	Los Angeles, Calif.
2/22	W, 8-6	at USC	Los Angeles, Calif.
2/23	L, 6-4 (10)	at USC	Los Angeles, Calif.
2/27	W, 10-3	Memphis	Fayetteville
3/1	W, 3-1	Stony Brook-1	Fayetteville
3/1	W, 4-3	Stony Brook-2	Fayetteville
3/2	W, 15-7	Stony Brook	Fayetteville
3/6	W, 9-2	Charlotte	Fayetteville
3/8	W, 4-2	Louisiana Tech	Fayetteville
3/9	L, 12-7	Louisiana Tech	Fayetteville
3/10	W, 11-0	Louisiana Tech	Fayetteville
3/12	W, 8-0	Western Illinois	Fayetteville
3/13	W, 11-1 (8)	Western Illinois	Fayetteville
3/15	W, 2-0	Missouri*	Fayetteville
3/16	W, 4-3	Missouri*	Fayetteville
3/17	W, 3-2	Missouri*	Fayetteville
3/19	W, 11-4	at Texas	Austin, Texas
3/20	L, 7-6	at Texas	Austin, Texas
3/22	W, 12-3	at Alabama*	Tuscaloosa, Ala.
3/23	L, 10-0	at Alabama*	Tuscaloosa, Ala.
3/24	W, 10-2	at Alabama*	Tuscaloosa, Ala.
3/26	W, 8-2	at Missouri State	Springfield, Mo.
3/29	W, 5-3	Ole Miss*	Fayetteville
3/30	L, 4-3	Ole Miss*	Fayetteville
3/31	L, 10-5	Ole Miss*	Fayetteville
4/2	L, 17-7	Little Rock	Fayetteville
4/5	L, 6-3	at Auburn-1*	Auburn, Ala.
4/5	W, 9-6 (15)	at Auburn-2*	Auburn, Ala.
4/6	W, 8-0	at Auburn*	Auburn, Ala.
4/9	W, 15-8	Oral Roberts	Fayetteville
4/12	L, 3-2	at Vanderbilt*	Nashville, Tenn.
4/13	L, 12-2	at Vanderbilt*	Nashville, Tenn.
4/14	W, 14-12	at Vanderbilt*	Nashville, Tenn.
4/16	W, 16-4 (7)	Arkansas-Pine Bluff	Fayetteville
4/18	W, 5-3	Mississippi State*	Fayetteville
4/19	W, 12-5	Mississippi State*	Fayetteville
4/20	W, 10-2	Mississippi State*	Fayetteville
4/23	W, 19-2 (8)	Northwestern State	Fayetteville
4/24	L, 10-7	Northwestern State	Fayetteville
4/26	W, 11-9	Tennessee*	Fayetteville
4/27	W, 15-3	Tennessee*	Fayetteville
4/28	W, 4-3 (10)	Tennessee*	Fayetteville
4/30	W, 17-3	Grambling State	Fayetteville
5/3	W, 5-2	at Kentucky*	Lexington, Ky.
5/5	W, 9-1 (7)	at Kentucky-1*	Lexington, Ky.
5/5	L, 4-3 (7)	at Kentucky-2*	Lexington, Ky.
5/9	W, 14-4	LSU*	Fayetteville
5/10	W, 11-6	LSU*	Fayetteville
5/11	L, 3-2	LSU*	Fayetteville
5/16	W, 7-3	at Texas A&M*	College Station, Texas
5/17	L, 6-2	at Texas A&M*	College Station, Texas
5/18	L, 6-1	at Texas A&M*	College Station, Texas
5/22	W, 5-3	vs. Ole Miss§	Hoover, Ala.
5/23	L, 3-1	vs. Georgia§	Hoover, Ala.

ALL-TIME RESULTS ||



In one of the wildest and most memorable games in Razorback history, Arkansas was on the brink of elimination in the 2017 NCAA Fayetteville Regional against Missouri State. After enduring a 9 p.m. start and multiple rain delays, the Hogs and Bears played into the wee hours of the morning, finishing well after 3 a.m. Junior Jared Gates' go-ahead home run in eighth inning was enough to force a regional-deciding game, which was played later that day.

5/24	L, 3-2	vs. Ole Miss§	3-2
5/31	W, 11-5	Central Connecticut St.!	Fayetteville
6/1	W, 3-1	TCU!	Fayetteville
6/2	W, 6-0	TCU!	Fayetteville
6/8	W, 11-2	Ole Miss+	Fayetteville
6/9	L, 13-5	Ole Miss+	Fayetteville
6/10	W, 14-1	Ole Miss+	Fayetteville
6/15	L, 1-0	Florida State%	Omaha, Neb.
6/17	L, 5-4	Texas Tech%	Omaha, Neb.

* - SEC Game

§ - SEC Tournament (Hoover, Ala.)

! - NCAA Fayetteville Regional

++ - NCAA Fayetteville Super Regional

% - College World Series



|| UNIVERSITY OF ARKANSAS



GAME CREDENTIALS

Members of the media should contact Michael Minshew to request individual game credentials for Razorback home games. Credential requests should be made no later than noon (CT) the day before the scheduled contest and should be directed by e-mail to Michael Minshew. Credential requests for away games should be made to the communications contact of the home team. Only fully accredited personnel directly involved in the coverage of the game will be admitted. Credentials are non-transferable.

INTERVIEW POLICIES

Please direct all requests for interviews with coaches and players to Michael Minshew. For home SEC weekends, Coach Dave Van Horn will hold his weekly press conference on Thursday with players and assistant coaches available prior to Van Horn. On road SEC weekends, Coach Van Horn will hold his weekly press conference on Wednesday with players and assistant coaches available prior to Wednesday's practice. Players are not available for interviews on gamedays, except for post-game interviews. Post-game press conferences are held in the indoor batting cages located down the third base line. Coach Van Horn and two or three most requested Razorback players will address the media. In the event of a doubleheader, the only Arkansas player available between games for interviews is the starting pitcher of game one. The Arkansas clubhouse is off limits to the media at all times.

E-MAIL UPDATES

Members of the media may request to be added to the Arkansas communications baseball e-mail group. Subscribers will receive game notes, game stories and other information. To subscribe, send a request to Michael Minshew. Please identify yourself and your organization in your request as this service is only available to members of the media.

GAMEDAY MEDIA SERVICES

The Arkansas communications staff provides scorecards, rosters, updated statistics and results for each team in the Baum-Walker Stadium press box prior to home games. Box scores, play-by-play and any postgame notes are disseminated approximately 10 minutes after the conclusion of the game. An Associated Press-style game story is also produced by the communications office. Members of the media may request these stories be sent to their organization via e-mail by contacting a member of the communications office.

WIRELESS INTERNET

The Baum-Walker Stadium press box is equipped with wireless internet for use by the media. Media members should log on to the #RazorbackWIFI network by entering in your email to the login portal.

MEDIA INFORMATION ||



Michael Minshew (Oklahoma State, 2014)

Assistant Director of Communications

Office 479-200-9498

Cell 817-707-0011

Email.....mminshew@uark.edu

Twitter@mminshew

ARKANSAS ATHLETIC COMMUNICATIONS

The University of Arkansas athletic communications office is located on the second floor of the Broyles Athletic Center on North Razorback Road with office hours from 8 a.m. to 5 p.m., Monday through Friday. You can often reach us after hours by phone, but if not, please leave a message on our voice mail system.

Office: 479-575-2751 | Fax: 479-575-7481 | Press Box: 479-575-6622

Mailing Address

University of Arkansas
Razorbacks Communications
Broyles Athletic Center
350 N Razorback Road
Fayetteville AR 72701

GAMEDAY LIVE STATS

Live in-game stats will be provided at <http://arkansas.statbroadcast.com>.

FACILITIES/PARKING

The Arkansas baseball team conducts all games at Baum-Walker Stadium at George Cole Field. Baum-Walker Stadium is located just off Razorback Road south of Martin Luther King, Jr., Boulevard. There is space for media parking on game day. Only cars with a parking credential will be allowed access to the parking lot.

PHOTOGRAPHERS

No cameras are allowed on the Baum-Walker Stadium playing surface during games. Photographers are encouraged to use the photo wells at the end of each dugout and behind home plate.



|| RAZORBACK SPORTS PROPERTIES

For the 29th consecutive season, every pitch of the Arkansas baseball season can be heard on the Razorback Sports Network from IMG College. The network spans the state of Arkansas and can also be heard in neighboring states as well as across the globe via the internet.

The Razorback Baseball Radio Network is one of the largest collegiate baseball radio networks in the nation. With more than 20 affiliates, Razorback baseball games are never more than a dial away no matter where an Arkansas fan resides.

Phil Elson begins his sixth season as the play-by-play announcer for the Razorbacks. Named the 2009 and 2018 Arkansas Sportscaster of the Year, Elson has 19 years of professional baseball broadcasting experience, including 14 seasons as the Director of Broadcasting and Media Relations for the Arkansas Travelers, the AA affiliate of the Los Angeles Angels.

Bubba Carpenter begins his third season as the radio analyst for the Razorbacks. A three-time All-Southwest Conference player and four-year letterwinner for the Hogs from 1988 to 1991. Carpenter was part of an Arkansas team that reached the 1989 College World Series and he was a member of three NCAA Tournament teams (1988-90). He is still scattered in the Razorback records book, tied for fourth all-time with 121 walks and tied for 10th with 13 career triples. Carpenter finished his career with a .332 batting average, 195 hits, 141 runs, 10 home runs and 119 RBI.



Phil Elson
Play-by-Play



Bubba Carpenter
Analyst



David Shoemaker
RSP General Manager



sports · entertainment · media

2020 RAZORBACK BASEBALL SPORTS NETWORK AFFILIATES

Arkadelphia	KYXK-FM	106.9
Conway	KASR-FM	92.7
Crossett	KAGH-FM	104.9
El Dorado	KELD-FM	106.5
Fayetteville	KQSM-FM	92.1
Forrest City	KXJK-AM	95.0
Fort Smith	KHGG-FM	103.1
Fort Smith	KHGG-AM	1580
Glenwood	KWXI-FM	98.9
Glenwood	KWXI-AM	670
Helena	KFFA-AM	1360
Helena	KFFA-FM	103.1
Hope	KXAR-AM	(SEC Games) 1490
Little Rock	KABZ-FM	103.7
Marshall	KBCN-FM	104.3
Mena	KTTG-FM	96.3
Prescott	KTPA-AM	(SEC Games) 1370
Rogers	KURM-AM	790
Rogers	KURM-FM	100.3
Russellville	KARV-AM	610
Russellville	KARV-FM	101.3
Stuttgart	KWAK-FM	105.5
Texarkana, Texas	KKTK-AM	1400





GREG SANKEY
Commissioner



BEN BEATY
Assistant Director of
Communications

SEC Members

University of Alabama
University of Arkansas
Auburn University
University of Florida
University of Georgia
University of Kentucky
Louisiana State University
University of Mississippi
Mississippi State University
University of Missouri
University of South Carolina
University of Tennessee
Texas A&M University
Vanderbilt University

Conference Office

2201 Richard Arrington Blvd. North
Birmingham, AL 35203

Switchboard: 205-458-3000
Media Relations: 205-458-3010
Baseball Contact: Ben Beaty
Fax: 205-458-3030
Web site: www.secsports.com



- A team from the SEC won the national championship for the 12th time as Vanderbilt claimed its second NCAA title. It was the conference's fifth national title in the last decade (2010-19) to go along with six national runner-up finishes and 26 overall College World Series appearances by nine different schools during that span.

- The SEC tied its record with four teams in the College World Series, comprising half of the CWS field. Mississippi State made its 11th trip to the College World Series, Arkansas its 10th trip, Auburn advanced to Omaha for the fifth time and first time since 1997, while Vanderbilt made its fourth appearance in Omaha.

- The SEC has now sent 65 teams to the College World Series since 1990. LSU has been to Omaha 15 times in that stretch, Florida 12 times, Mississippi State seven times, Arkansas and South Carolina six times, Georgia five times, Vanderbilt four times, while Alabama, Auburn and Tennessee have been three times each, and Texas A&M once as a member of the Southeastern Conference.

- SEC teams have won 12 of the last 30 national championships, with LSU winning six (1991, 1993, 1996, 1997, 2000, 2009), South Carolina (2010, 2011) and Vanderbilt (2014, 2019) winning two, Florida taking home the title in 2017, and Georgia claiming the 1990 title. The SEC has finished runner up 10 times in that span: 1997, 2002, 2005, 2008, 2011, 2012, 2013, 2015, 2017 and 2018.

- The SEC has had a team in the College World Series final in 11 of the last 12 years.

- For the third consecutive year, the SEC tied its own national record with six teams in the NCAA Super Regionals. Six SEC teams also reached the Super Regionals in 2004. No other conference had more than four representatives in the Super Regionals.

- The SEC led all conferences with its 10 selections to the NCAA Tournament.

- Four SEC schools were selected as NCAA Regional host sites and national seeds - Vanderbilt, Georgia, Arkansas and Mississippi State.

- Vanderbilt won both the SEC regular season title and the SEC Tournament crown.

- Total attendance for the SEC Tournament was 162,699, which set a record. Five sessions drew more than 10,000 fans.

- SEC combined for a 320-88 (.786) non-conference record, which was best among all conferences.

- Total home attendance for all 14 SEC teams passed the two million mark for the ninth consecutive season. The top-five national attendance leaders were all from the SEC (LSU, Mississippi State, Arkansas, Ole Miss and South Carolina).

- Thirteen SEC student-athletes were selected on the first day of the Major League Baseball Draft. Vanderbilt's JJ Bleday was taken fourth overall by the Miami Marlins, while Kentucky's Zack Thompson (St. Louis) was selected 19th, Texas A&M's Braden Shewmake (Atlanta) 21st and Mississippi State's Ethan Small (Milwaukee) 28th. Missouri's Kameron Misner (Miami) and T.J. Sikkema (New York Yankees) were selected 35th and 38th, respectively. Seven players were selected after the first round on day one.

- Ninety-six baseball players formerly from Southeastern Conference universities were on 2019 Major League Baseball Opening Day rosters.

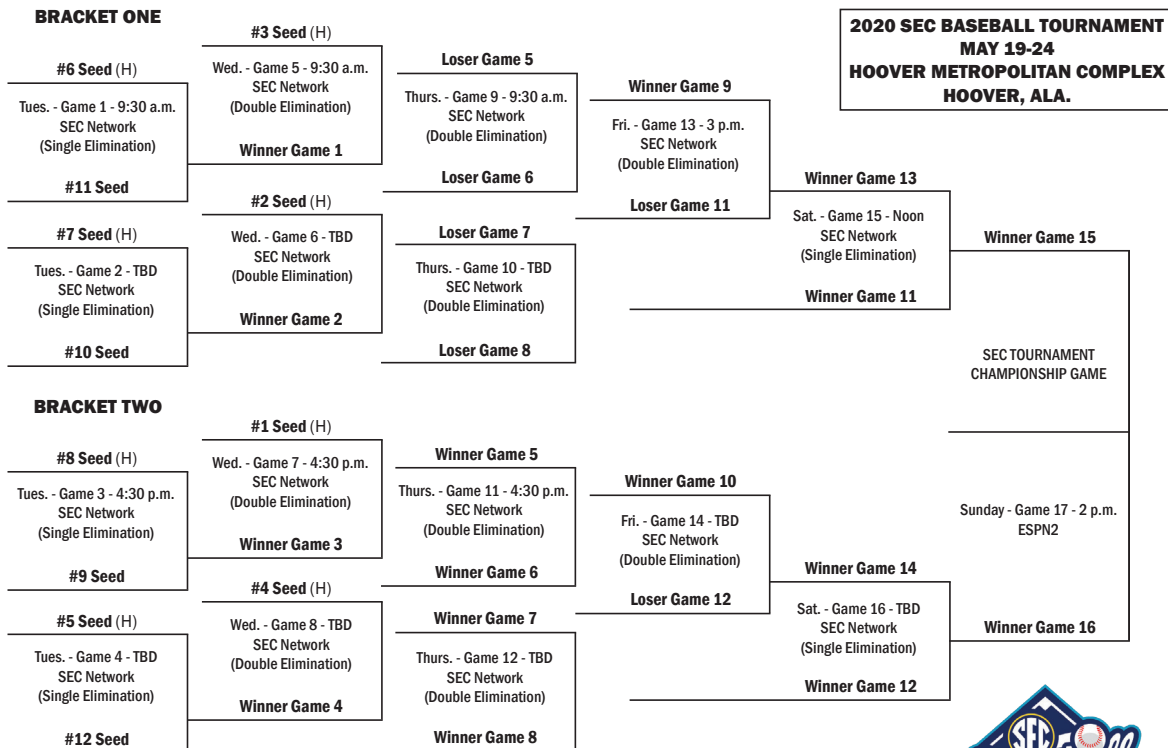
- Major League Baseball All-Star Game rosters included 10 players from Southeastern Conference universities.



2020 SEC TOURNAMENT

May 19-24 | Hoover Metropolitan Stadium | Hoover, Ala.

U OF A



All times Central
The second game of each session will begin approximately 30 minutes after the conclusion of the first game.
TV Network designations subject to change.
(H) indicates home team



DR. JOSEPH E. STEINMETZ | CHANCELLOR



Joseph E. Steinmetz became the sixth chancellor of the University of Arkansas on Jan. 1, 2016. Among his priorities as chief executive officer at the U of A are advancing student success, creating more need-based scholarships, growing graduate programs, and continuing to advance diversity.


To that end, Dr. Steinmetz oversaw the establishment of the university's eight Guiding Priorities, which have led to new programs and initiatives like the Advance Arkansas scholarship program to improve access for students from underrepresented areas and the Chancellor's Discovery and Innovation Fund, as well as increased investments in research and commercialization.

His support for the arts also helped facilitate the creation of a School of Art through a \$120 million gift from the Walton Family Charitable Support Foundation and the Windgate Art and Design District through a \$40 million gift from the Windgate Foundation. He continues to meet with a broad range of stakeholders across the state to advocate for public education and to learn how they can work together for the common goal of strengthening the flagship.

A nationally respected behavioral neuroscientist, Dr. Steinmetz was recognized in 1996 by the National Academy of Sciences for his contributions to the fields of experimental psychology and neuroscience. In 2012 he was named an AAAS Fellow. Prior to his appointment as chancellor, he was Ohio State's chief academic officer. As executive vice president and provost, he oversaw the administration, coordination, and development of all academic functions of the university.

Dr. Steinmetz earned his bachelor's and master's degrees at Central Michigan University and his doctorate at Ohio University. He and his wife, Sandy, have two sons and five grandchildren.

GERALD JORDAN | FACULTY ATHLETICS REPRESENTATIVE



Gerald Jordan, associate professor of journalism, worked 25 years for metropolitan daily newspapers before he joined the U of A faculty. His appointment as the faculty athletics representative marks a return to his start as a student covering the Razorbacks.

As his predecessor, Dr. Sharon Hunt, Jordan is an Arkansas alumnus and he becomes only the fourth U of A faculty member to fill this position. Chancellor Joe Steinmetz appointed Jordan to be the faculty member who certifies the eligibility of student-athletes and will be the university's faculty representative to the NCAA and the Southeastern Conference.

Jordan graduated from the University of Arkansas in 1970 with a degree in journalism, and earned his master's degree in journalism at Northwestern University in 1971. He is a 1982 Nieman Fellow at Harvard University.

Jordan began his career as a sports reporter for The Kansas City Star, where he subsequently wrote editorials and was a TV columnist. He wrote editorials for The Boston Globe. At The Philadelphia Inquirer, Jordan was a reporter, a Washington correspondent and worked as an editor in several departments before joining the journalism faculty. He returned to The Inquirer as an editor for 15 summers. He also worked two summers on News21, a national investigative journalism project at the Walter Cronkite School, Arizona State University.

Jordan has been an innovative teacher, developing the Digital Media Lab, a semester block of journalism courses designed to provide intensive teaching and training for a limited number of students in a realistic multimedia news environment. He also helped create the Lemke Journalism Project, which has brought minority high school students interested in journalism to the university for the past 18 years. He was awarded the 2017 Barry Bingham Sr. Fellowship, presented by the American Society of News Editors. The award is given in recognition of an educator's outstanding efforts to encourage students of color in the field of journalism.

Jordan served as president of the Arkansas Alumni Association Board of Directors, and he is the founding leader of two alumni societies for U of A graduates.

He received the UofA's Silas Hunt Legacy Award in 2010, and a Lifetime Achievement Award from the Northwest Arkansas Martin Luther King Jr. Planning Committee.

He was also the first faculty member to receive the university's national award as Volunteer of the Year.

As the U of A faculty athletics representative Jordan will work closely with the athletics department, be involved with the student-athlete advisory council, in addition to attending SEC and NCAA meetings.

UNIVERSITY OF ARKANSAS LEADERSHIP

The Board of Trustees of the University of Arkansas serve as the institution's governing body. The board is comprised of 10 trustees representing each of the state's four congressional districts. The president is the chief executive officer of the University of Arkansas System and reports to the Board of Trustees. Each campus has a chancellor as its chief executive officer, reporting directly to the president.

BOARD OF TRUSTEES



Donald R. Bobbitt
System President



Joseph E. Steinmetz
Chancellor



John Goodson
Chairman
Texarkana (2021)



Mark Waldrip
Vice Chairman
Moro (2020)



Morrill Harriman
Secretary
Little Rock (2024)



Kelly Eichler
Assistant Secretary
Little Rock (2026)

A MESSAGE FROM CHANCELLOR STEINMETZ

Razorback baseball fans are some of the best you'll find anywhere - ranking in the top five nationally in attendance for more than a decade. Your consistent support has helped Coach Van Horn's teams advance to NCAA Tournament play for 17 of the last 18 years, including back-to-back trips to the College World Series in each of the last two seasons. Baum-Walker Stadium at George Cole Field is one of the nation's finest college baseball facilities and I always look forward to seeing it full of cheering Razorback fans.

At the University of Arkansas, we're extremely proud of Razorback athletics and our student athletes. Our athletics department is perennially recognized as being among the top 25 departments in the country - despite fielding far fewer teams than most of the top finishers. In short, we make the most of the opportunities we have.

Our student-athletes are having similar success in the classroom, maintaining a cumulative departmental GPA of 3.0 or better for 20 consecutive semesters. More importantly, 98 percent of Razorback student-athletes who exhausted their athletics eligibility graduated. And in addition to studying, training and competing, our student-athletes also devote a great deal of time to volunteering on campus and in the region to make Arkansas one of the best places to live.

I am very proud of the fact that our student athletes excel in academics as well as in athletics - and you should be proud, too. After all, you're helping to make it happen.

On behalf of the entire University of Arkansas family, thank you for your passionate support of the Razorbacks. We couldn't do it without you.

Go Hogs!
Joseph E. Steinmetz
Chancellor



Stephen Broughton, M.D.
Pine Bluff (2022)



C.C. "Cliff" Gibson III
Monticello (2023)



Sheffield Nelson
Little Rock (2025)



Tommy Boyer
Fayetteville (2027)



Steve Cox
Jonesboro (2028)



Ed Fryar, Ph.D.
Rogers (2029)

UNIVERSITY OF ARKANSAS CAMPUS LEADERSHIP FAYETTEVILLE EXECUTIVE COMMITTEE

Joseph E. Steinmetz
Chancellor

James S. Coleman
Provost and Executive Vice Chancellor for Academic Affairs

Hunter Yurachek
Vice Chancellor for Intercollegiate Athletics

Randy Massanelli
Vice Chancellor for Governmental Relations

Stacy Leeds
Vice Chancellor for Economic Development

Charles Robinson
Vice Chancellor for Student Affairs

Mark Power
Vice Chancellor for University Advancement

Chris McCoy
Vice Chancellor for Finance & Administration

Laura Jacobs
Associate Vice Chancellor and Chief of Staff

Yvette Murphy-Erby
Vice Chancellor for Diversity & Inclusion

Marcia Overby
Associate Vice Chancellor for Administration

Bill Kincaid
Associate General Counsel

Daniel Sui
Vice Chancellor for Research & Innovation

Todd Shields
Dean of the J. William Fulbright College of Arts & Sciences

A

HUNTER YURACHEK ||

Entering his second full year as vice chancellor and director of athletics at the University of Arkansas, Hunter Yurachek has made the most of his time since Chancellor Joseph Steinmetz announced him as vice chancellor and director of athletics on Dec. 4, 2017.

Shortly after his arrival in Fayetteville, Yurachek introduced a program wide strategic plan that focused on fostering student-athlete success and centered on achieving the program's mission of building Razorbacks/Champions for Life. Thanks to the dedicated efforts of Razorback student-athletes, coaches, administrators, Razorback Foundation members and fans, results are already being realized on and off the field.

In 2018-19, Arkansas finished No. 23 in the Learfield IMG College Directors' Cup, which was first among programs with 19 or fewer teams. Arkansas captured two NCAA team championships (women's indoor and outdoor track and field), four SEC team championships (women's cross country, women's indoor and outdoor track and field, men's golf) and four SEC team runner-up finishes (soccer, men's cross country, men's indoor track and field and women's basketball).

In addition, the Razorback baseball team won a share of the SEC Western Division title and advanced to its second-straight College World Series. A total of 14 programs were nationally ranked during 2018-19, including five in the top 10. Arkansas had four NCAA individual and 22 SEC individual champions.

Razorback student-athletes continue to achieve at a high level in the classroom, posting a cumulative GPA of 3.24. Arkansas earned a program record six APR public recognition awards and saw 101 student-athletes qualify for graduation. The program graduated 95% of student-athletes who exhausted their athletic eligibility.

In 2018-19, Arkansas hosted its first NCAA Men's and Women's Golf Championships at Blessings Golf Club. In addition, Arkansas was home to the 2019 SEC Indoor and Outdoor Track and Field Championships as well as both an NCAA Baseball Regional and Super Regional at Baum-Walker Stadium.

In the 2018 spring semester, Razorback student-athletes earned a record-tying 3.25 GPA and 282 student-athletes secured a spot on the department honor roll. In addition, nearly 125 Razorback student-athletes added their name to Senior Walk as graduates of the University of Arkansas.

Arkansas tied a program record with a No. 16 finish in the 2017-18 Learfield Sports Directors Cup, a program that ranks the nation's most successful intercollegiate athletics programs. Arkansas finished first in the nation in the rankings among schools with 19 or fewer sports.

In 2017-18, Arkansas captured four SEC championships (men's and women's cross country, women's indoor track, women's golf), including the school's first SEC crown in women's golf. The Razorbacks earned three top-five national finishes including national championship runner-up finishes at the 2018 NCAA Women's Indoor Track and Field Championships and the 2018 College World Series. Four Arkansas student-athletes earned individual national championships in 2017-18.

Since taking his leadership role within Razorback Athletics, Yurachek has traveled the state for a series of meet and greets to hear from Arkansans on what the Razorback program means to them. It is all part of building a solid foundation for fulfilling the program's vision – To Be the Best.

Yurachek came to Arkansas from the University of Houston where he served as the vice president for athletics. Prior to Houston, Yurachek served as Director of Athletics at Coastal Carolina University, where Coastal won 29 Big South Conference championships. Yurachek was named Under Armor FCS Athletic Director of the Year in 2014. He has also worked at the University of Akron, the University of Virginia, Western Carolina University, Vanderbilt University and Wake Forest University.



In Yurachek's first two years at Houston, the Cougars' sport programs eclipsed 225 points in the Learfield Directors' Cup in back-to-back years for the first time in department history, securing top-three finishes in The American Athletic Conference both years. The Cougars improved to second in 2016-17 after finishing third in 2015-16.

The feat was bolstered in 2016-17 by 11 of 17 programs qualifying for NCAA postseason competition. Houston's programs combined for a league-leading five American Conference team championships and 22 American Conference individual titles.

The postseason had a Houston flair as the men's 4x100-meter relay of John Lewis III, Mario Burke, Jacarias Martin and Cameron Burrell claimed an NCAA National Championship, while Burrell claimed silver at both the NCAA Indoor (60-meter dash) and Outdoor (100-meter dash) Championships. At home, the Houston baseball program was selected to host an NCAA Regional for the fourth time in program history and the second time in the last three years.

The success was not limited to the field of play, however, as UH student-athletes opened the fall semester with a record 96 student-athletes on the Dean's List. That record was short lived as 109 student-athletes earned Dean's List honors in the spring semester. Houston student-athletes combined for the highest spring GPA (2.95), highest cumulative GPA following a spring semester (2.93) and the highest average hours passed in a spring semester (14.1) in department history.

Twelve of 17 sport programs recorded a GPA of 3.0 or higher, while 75 student-athletes completed their graduation requirements. Three programs, men's cross country, women's cross country and women's golf each earned the NCAA's Public Recognition Award ranking among the top 10 percent in the nation in academic progress rate scores.

The 2016-17 year also saw the continuation of an aggressive facilities plan as construction began on the \$60 million renovation of the Fertitta Center, the football indoor practice facility and a baseball player development center and clubhouse with more than \$85 million of projects all privately funded.

In his first year in the role, Houston recorded its highest finish in the Learfield Directors' Cup since 1999-2000 and its second-highest finish in school history with 296.5 points to finish 73rd nationally.

The 2015-16 academic year saw the Houston football program capture The American Athletic Conference Championship and a Chick-fil-A Peach Bowl win over Florida State, the Houston men's track & field program win The American Indoor and Outdoor Championships and the Houston women's golf program claim an American Championship in only its second year with a full team. In addition, the men's basketball program returned to the NCAA postseason for the 29th time in program history and the men's golf program advanced to the NCAA Championships for the third straight year.

All of the athletic achievements occurred while UH student-athletes recorded the second-best fall GPA, 2.91, and second-best spring GPA, 2.87, in athletic department history while placing a record 88 student-athletes on the University's Dean's Honor List in the spring.

Yurachek led the Houston Athletics fundraising charge with a record amount \$5.2 million in private donations to the Athletics general scholarship fund in the 2014-15 fiscal year. Focused on improving the student-athlete experience, Yurachek has also led a department that unveiled the completed Guy V. Lewis Development Center for the Houston men's and women's basketball programs, Carolyn and Ron Yokubaitis Field at Carl Lewis International Track & Field Complex, one of the nation's largest collegiate baseball video boards, a renovated Houston football locker room and a short game facility for the Houston men's and women's golf programs.



The Yurachek family (l-r): Brooks, Jennifer, Hunter, Ryan, and Jake.

|| HUNTER YURACHEK



Named by Chancellor Dr. Renu Khator as Chair for a campus-wide steering committee established to oversee the grand opening events for the \$128 million TDECU Stadium, Yurachek assisted in the cultivation, solicitation and securing of a 10-year, \$15 million-naming rights agreement for TDECU Stadium with the per year value ranking in the top ten nationally for collegiate venue naming rights agreements.

Yurachek was instrumental in the national search and hiring of football and men and women's basketball head coaches (Tom Herman, Kelvin Sampson, Ronald Hughley) while overseeing the development and implementation of a \$500,000 remodeling project to the men and women's basketball locker rooms.

He served as liaison with an architectural design firm on the plans for the \$25-million Guy V. Lewis Development Center as well as overseeing the development and implementation of a \$500,000 facility enhancement to the Athletics/Alumni Center, including the addition of Cougar Cafe, a student-athlete nutrition center.

Yurachek came to Houston after serving four years as Director of Athletics at Coastal Carolina University where he oversaw a department featuring 18 men's and women's NCAA Division I sport programs. A testament of his vision, Yurachek was named the 2014 Under Armour FCS Athletic Director of the Year in May of 2014.

Under Yurachek's leadership, the Chanticleers won a total of 29 Big South Championships (both regular season and tournament championships), made 30 NCAA appearances and finished a program-best 79th in the 2012-13 Learfield Director's Cup.

During Yurachek's time of leadership, Coastal hosted an NCAA Baseball Regional; NCAA Baseball Super Regional; NCAA Division I Football championship contests in 2010 and '13; and NCAA Men's Soccer Championship matches in 2011, '12 and '13, as well as winning a competitive bid to host the VisitMyrtleBeach.com Men's and Women's Big South Basketball Championships in 2013, 2014 and 2015, sponsored by the Myrtle Beach Area Chamber of Commerce.

Coastal Carolina student-athletes posted a 3.028 grade point average (GPA) for the fall 2013 semester and saw its overall GPA rise from 3.053 to 3.108. Of the 434 student-athletes, 253 – or 58.3 percent – posted a GPA between 4.0 and 3.0, including 28 who earned President's List (4.0 GPA for the semester) and an additional 117 who earned Dean's List recognition. Further breakdown shows that 125 of the 175 women student-athletes (71.4 percent) posted a GPA between 4.0 and 3.0, while 128 of the 259 men (49.4 percent) accomplished the feat.

In addition, during Yurachek's tenure Coastal Carolina student-athletes earned:

- 363 All-Big South honors
- 31 All-Big South Player of the Year honors along with 13 Big South Freshman of the Year honors
- 28 All-America honors
- 11 Big South Scholar-Athlete of the Year honors in their respective sports
- 5 Academic All-America honors
- 4 national postgraduate scholarships
- 3 Big South Conference Christenberry Awards for Academic Excellence

With all the success, the Coastal Carolina department operated within a balanced budget during Yurachek's tenure, thanks to his zero-budget initiative and the unprecedented revenues generated since his arrival with his restructuring of the external relations department. In his first year, the department revenue was at

\$560,000, including \$316,000 in ticket sales and sponsorships at \$250,000. After the 2012-13 year, revenue came in at \$1.4 million, thanks to \$549,000 in ticket sales and \$600,000 in sponsorships.

Since 2010, the Department of Athletics added women's lacrosse; launched Champions for Life, a life skills enhancement program for student-athletes; signed a five-year \$1.1 million contract with an athletic apparel provider; established the Letterwinners Association; successfully completed NCAA Cycle 3 Recertification; and has been featured on the front page of the sports section of USA Today with the headline reading "Coastal Carolina Piles up Sports Success."

Also during Yurachek's tenure, several major projects that supported intercollegiate athletics totaling more than \$250 million were included in the University's in ongoing capital improvements across the campus.

The HTC Center opened in 2012 and is the home for Coastal Carolina's men's and women's basketball and women's volleyball programs – as well as the three-year home to the Big South Men's and Women's Basketball Championships. In addition, Adkins Field House, the Boni Belle Baseball/Softball Hitting & Practice Facility, the Will Garland Academic Enhancement Center and the Richard M. Ward MD Sports Performance Center were completed and dedicated while the \$10.2 million Baseball/Softball complex was completed in 2014. Yurachek also secured a 12-court tennis facility and a student-athlete training table facility.

Prior to his appointment at Coastal Carolina University, Yurachek was executive senior associate athletics director at the University of Akron. He led and managed the Zips' external relations unit, which included marketing and promotions, media relations, ticket operations, development (Z-Fund), video operations and merchandising.

In addition, he was the sport administrator for men's basketball, men's golf and women's golf and worked closely with the football program.

Yurachek has also held various athletics administration leadership positions at the University of Virginia, Western Carolina University, Vanderbilt University and Wake Forest University.

He earned his bachelor's degree in business management at Guilford College in 1990, where he was a four-year letter winner in basketball.

He earned his master's degree in sports administration from the University of Richmond in 1994. Hunter and his wife Jennifer have three sons, Ryan, Jake and Brooks.

Born in Richmond, Virginia, and raised in Charlotte, North Carolina, Yurachek and his wife, Jennifer, have three sons; Ryan, Jake and Brooks.

Ryan is a former football student-athlete at Marshall University. Jake is a freshman football student-athlete at the University of Colorado.





HUNTER YURACHEK
Vice Chancellor & Director of Athletics



JON FAGG
Deputy AD/ Student-Athlete Experience



CLAYTON HAMILTON
Deputy AD/Internal Engagement, Finance & Capital Projects



DERITA RATCLIFFE
Deputy AD/ Student-Athlete Wellness/ SWA



RICK THORPE
Deputy AD/ External Engagement



CHRIS POHL
Senior Associate AD/ Guest Experience & Event Management



KEVIN TRAINOR
Senior Associate AD/ Public Relations



MATT TRANTHAM
Senior Associate AD/Capital Projects, Facility Maintenance, Grounds, Equipment



MATT McCOY
Senior Associate General Counsel for Athletics



PETE HEIM
Associate AD/Ticket Operations & Sales



JUSTIN MALAND
Associate AD/ Facilities



TAYLOR MCGILLIS
Associate AD/Marketing & Brand Development



ELVIS MOYA
Associate AD/ Community Relations & Fan Development



KYLE PARKINSON
Associate AD/ Communications



FELECIA SAINE
Associate AD/ Academics



TRACEY STEHLIK
Associate AD/ Compliance



CHRIS BADER
Assistant AD/Mental Health & Performance



JULIE CAIN
Assistant AD/ Event Management



MICHELLE GLOVER
Assistant AD/ Broadcast Services



WILL LANDRETH
Assistant AD/ Compliance



LACY NEEDHAM
Assistant AD/ Business Operations



ANDREW ROBERTS
Assistant AD/ Finance & Reporting



SCOTT SARGENT
Assistant AD/ Facilities

|| HEAD COACHES



Dave Van Horn
Baseball
18th Season



Eric Musselman
Men's Basketball
1st Season



Mike Neighbors
Women's Basketball
3rd Season



Chris Bucknam
Men's Cross Country/
Track & Field
12th Season



Lance Harter
Women's Cross Country/
Track & Field
29th Season



Sam Pittman
Football
1st Season



Brad McMakin
Men's Golf
14th Season



Shauna Taylor
Women's Golf
13th Season



Jordyn Wieber
Gymnastics
1st Season



Colby Hale
Soccer
8th Season



Courtney Deifel
Softball
5th Season



Neil Harper
Swimming & Diving
4th Season



Andy Jackson
Men's Tennis
7th Season




Courtney Steinbock
Women's Tennis
2nd Season



Jason Watson
Volleyball
4th Season

U OF A



Corey Wood
Athletic Trainer



Blaine Kinsley
Strength & Conditioning



Kelly Moore
Administrative Assistant
Camp Coordinator



Zach Barr
Video Coordinator



Mark Taylor
Equipment



Chris Arnold
Orthopedic Physician



Lauren Lyons
Nutritionist



Britta DeLay
Academics



Roy Jacobson
Event Management



Michael Minshew
Communications



Jimmy Sanchez
Marketing



A.J. Enloe
Graphic Design



ABOUT THE FOUNDATION

The mission of The Razorback Foundation, Inc., is to support the athletic endeavors of the University of Arkansas Razorbacks. Razorback Athletics is one of a handful of NCAA Division I Athletic Departments in the nation that is financially self-sustaining and requires no UA student fees or taxpayer support.

Razorback Foundation members supply student-athletes with a first-class education and championship-caliber facilities while providing the yearly financial support needed to operate 19 Razorback Athletic sport programs.

Nearly one-third of our Annual Fund members give between \$50 to \$1,000 per year. Any amount makes a significant impact on the lives of Razorback student-athletes.


THE A CLUB

The A Club's mission is to create and foster enduring relationships with former Razorback student-athletes in all sports to facilitate a continued connection with Razorback Athletics and the University of Arkansas.

By cultivating a strong, active and diversified membership, the A Club pursues its core purpose of making a significant difference in the lives of current and former student-athletes while strengthening the Razorback spirit and further bolstering the tradition of Razorback Athletics. The A Club also provides financial support to ensure a successful and competitive future for Razorback Athletics.

TEXT TO JOIN

Last year, the Foundation launched a new, mobile-friendly opportunity to join the Foundation becoming one of the few, if not only, Power 5 school to offer a text to join option for new members. Non-Razorback Foundation members can now Text ONERazorback to 91999 to become a member of the Foundation from anywhere at any time.



For \$4.17 a month, or \$50 a year, anyone can become a member of the Foundation and make a positive, lasting impact on more than 465 Razorback student-athletes.

NEW MEMBER REFERRAL PROGRAM

The Razorback Foundation announced the creation of a New Member Referral Program in an effort to provide additional benefits to current members and attract new members. For every new member that joins the Razorback Foundation based on a documented referral, the current member automatically receives five (5) priority points plus one (1) entry into random prize drawings.



ONE RAZORBACK FUND

The Razorback Foundation is excited to introduce the ONE Razorback Fund, where every gift, in any amount, will make a positive impact on the lives of Razorback student-athletes and Razorback Athletics. Whether you live in Arkansas, another state or even another country, the goal of the ONE Razorback Fund is simple - generate support from EVERY Razorback alumnus, friend, family member and fan who loves the Hogs.

SMALL BUSINESS MEMBER PROGRAM

is a new and innovative way for small businesses to partner with the Foundation to support Razorback student-athletes and Athletics. Fans can visit RazorbackFoundation.com to become a Small Business Member or text RFSmallBiz to 41444 to join from a mobile device.

CARDINAL & WHITE

Cardinal & White is the philanthropic society of the Razorback Foundation to support facility construction and renovations, student-athlete development opportunities, scholarships and other operations of the Athletic Department designed to enhance the student-athlete experience. Gifts made to Cardinal & White are philanthropic in nature and are not associated with seating or parking benefits.

Fans interested in learning more about the Razorback Foundation, please call us at 479-443-9000 or email us at gohogs@razorbackfoundation.com. You can also visit us online at RazorbackFoundation.com.



PROHOGS

50



PLAYERS IN
PROGRAM HISTORY



BRIAN ANDERSON



JALEN BEEKS



ANDREW BENINTENDI



LOGAN FORSYTHE



DALLAS KEUCHEL



JAMES McCANN



BLAKE PARKER



DREW SMYLY



RYNE STANEK

This is BASEBALL

2020

FEBRUARY

							1
2	3	4	5	6	7	8	
9	10	11	12	13	14	15	
16	17	18	19	20	21	22	
23	24	25	26	27	28	29	

MARCH

1	2	3	4	5	6	7
8	9	10	11	12	13	14
15	16	17	18	19	20	21
22	23	24	25	26	27	28
29	30	31				

APRIL

		1	2	3	4
5	6	7	8	9	10
11	12	13	14	15	16
17	18	19	20	21	22
23	24	25	26	27	28
29	30				

MAY

					1	2
3	4	5	6	7	8	9
10	11	12	13	14	15	16
17	18	19	20	21	22	23
24	25	26	27	28	29	30
31						

■ Home Games (Baum-Walker Stadium | Fayetteville, AR)
 □ Away Games
 * SEC Game
 All times are CT and subject to change
 + North Little Rock, AR (Dickey-Stephens Park)
 ^ Houston, TX (Minute Maid Park)
 ~ Oklahoma City, OK (Chickasaw Bricktown Ballpark)
 SEC Tournament (Hoover, AL) | May 19 - 24
 NCAA Regionals | May 29 - June 1
 NCAA Super Regionals | June 5-8
 College World Series (Omaha, NE) | June 13-25