

# Secure History Preservation Through Timeline Entanglement

Petros Maniatis    Mary Baker

*Computer Science Department, Stanford University*

*Stanford, CA 94305, USA*

{[maniatis](mailto:maniatis@cs.stanford.edu),[mgbaker](mailto:mgbaker@cs.stanford.edu)}@cs.stanford.edu

<http://identiscape.stanford.edu/>

## Abstract

A *secure timeline* is a tamper-evident historic record of the states through which a system goes throughout its operational history. Secure timelines can help us reason about the temporal ordering of system states in a provable manner. We extend secure timelines to encompass multiple, mutually distrustful services, using *timeline entanglement*. Timeline entanglement associates disparate timelines maintained at independent systems, by linking undeniably the past of one timeline to the future of another. Timeline entanglement is a sound method to map a time step in the history of one service onto the timeline of another, and helps clients of entangled services to get persistent temporal proofs for services rendered that survive the demise or non-cooperation of the originating service. In this paper we present the design and implementation of *Timeweave*, our service development framework for timeline entanglement based on two novel disk-based authenticated data structures. We evaluate Timeweave's performance characteristics and show that it can be efficiently deployed in a loosely-coupled distributed system of a few hundred services with overhead of roughly 2-8% of the processing resources of a PC-grade system.

## 1 Introduction

A large portion of the functionality offered by current commercial “secure” or “trusted” on-line services focuses on the here and now: certification authorities certify that a public signature verification key belongs to a named signer, secure file systems vouch that the file with which they answer a lookup query is the one originally stored, and trusted third parties guarantee that they do whatever they are trusted to do when they do it.

The concept of *history* has received considerably less attention in systems and security research. What did the certification authority certify a year

ago, and which file did the secure file system return to a given query last week?

Interest in such questions is fueled by more than just curiosity. Consider a scenario where Alice, a certified accountant, consults confidential documents supplied by a business manager at client company Norne, Inc. so as to prepare a financial report on behalf of the company for the Securities and Exchange Commission (SEC). If, in the future, the SEC questions Alice's integrity, accusing her of having used old, obsolete financial information to prepare her report, Alice might have to prove to the SEC exactly what information she had received from Norne, Inc. before preparing her report. To do that, she would have to rely on authentic historic data about documents and communication exchanges between herself and Norne, on the authentic, relative and absolute timing of those exchanges, perhaps even on the contents of the business agreement between herself and the company at the time. Especially if the company maliciously chooses to tamper with or even erase its local records to repudiate potential transgressions, Alice would be able to redeem herself only by providing undeniable proof that at the time in question, Norne, Inc. did in fact present her with the documents it now denies.

Besides this basic problem, many other peripheral problems lurk: what if Norne, Inc. no longer exists when Alice has to account for her actions? What if Alice and the SEC belong to different trust domains, i.e., have different certification authorities or different secure time stamping services?

In this work we formulate the concept of secure timelines based on traditional time stamping [11, 5] and authenticated dictionaries [8, 10] (Section 3). Secure timelines allow the maintenance of a persistent, authenticated record of the sequence of states that an accountable service takes during its lifetime.

Furthermore, we describe a technique called *time-*

*line entanglement* for building a single, common tamper-evident history for multiple mutually distrustful entities (Section 4). First, timeline entanglement enables the temporal correlation of independent histories, thereby yielding a single timeline that encompasses events on independent systems. This correlation can be verified independently in the trust domain of each participant, albeit with some loss of temporal resolution. Second, it allows clients to preserve the provability of temporal relationships among system states, even when the systems whose states are in question no longer participate in the collective, or are no longer in existence.

We then present *Timeweave*, our prototype framework for the development of loosely-coupled distributed systems of accountable services that uses timeline entanglement to protect historic integrity (Section 5). We describe novel, scalable algorithms to maintain secure timelines for extended time periods and for very large data collections. Finally, we evaluate the performance characteristics of Timeweave in Section 6 and show that it efficiently supports large-sized groups of frequently entangled services—up to several hundred—with maintenance overhead that does not surpass 2-8% of the computational resources of a PC-grade server.

## 2 Background

In this work we draw on results from research on secure time stamping and authenticated dictionaries. The main inspiration behind our approach comes from Lamport’s classic logical clock paradigm [14].

### 2.1 Secure Time Stamping

In secure time stamping, it is the responsibility of a centralized, trusted third party, the *Time Stamping Service* (TSS), to maintain a temporal ordering of submission among digital documents. As documents or document digests are submitted to it, the TSS links them in a tamper-evident chain of authenticators, using a one-way hash function, and distributes portions of the chain and of the authenticators to its clients. Given the last authenticator in the chain it is impossible for anyone, including the TSS, to insert a document previously unseen in the middle of the chain unobserved, without significant collusion, and without finding a second pre-image for the hash function used [11].

Benaloh and de Mare [5] describe synchronous, broadcast-based time stamping schemes where no central TSS is required, and introduce the concept

of a time stamping *round*. All documents time stamped during a round are organized in a data structure, flat or hierarchical, and yield a collective digest that can be used to represent all the documents of the entire round, in a tamper-evident manner; given the digest, the existence of exactly the documents inside the data structure can be proved succinctly, and any document outside the data structure can be proved not to be there.

Buldas et al. [8] extend previous work by significantly diminishing the need to trust the TSS. They also introduce efficient schemes for maintaining relative temporal orderings of digital artifacts with logarithmic complexity in the total number of artifacts. A large, concurrent project towards the full specification of a time stamping service is described by Quisquater et al. [21].

Ansper et al. [2] discuss time stamping service availability, and suggest a scheme similar to consensus in a replicated system to allow for fault-tolerant time stamping.

### 2.2 Authenticated Dictionaries

Authenticated dictionaries are data structures that operate as tamper-evident indices for a dynamic data set. They help compute and maintain a one-way digest of the data set, such that using this digest and a succinct proof, the existence or non-existence of any element in the set can be proved, without considering the whole set.

The first such authenticated dictionary is considered to be an unanticipated use of Merkle’s hash trees [17], a digital signature scheme. Hash trees are binary trees in whose leaves the data set elements are placed. Each leaf node is labeled with the hash of the contained data element and each interior node is labeled with a hash of the concatenated labels of its children. The label of the root node is a tamper-evident digest for the entire data set. The existence proof for an element in the tree consists of the necessary information to derive the root hash from the element in question; specifically, the proof consists of all labels and locations (left or right) of all siblings of nodes on the path from the element to the tree root.

Tree-based authenticated dictionaries reminiscent of Merkle’s hash trees have been most notably used for the distribution of certificate revocation records, first by Kocher [13], and then in an incrementally updatable version by Naor and Nissim [18]. Buldas et al. have obviated the need for trusting the dictionary maintainer to keep the dictionary sorted, by introducing the *authenticated search tree* [6, 7].

Authenticated search trees are like hash trees, but all nodes, leaves and internal nodes alike, contain data set elements. The label of the node is a hash not only of the labels of its children, but also of the element of the node. Existence proofs contain node elements in addition to nodes’ siblings’ labels on the path from the element in question to the root. In this manner, an existence proof follows the same path that the tree maintainer must take to find a sought element; as a result, clients need not unconditionally trust that the tree maintainer keeps the tree sorted, since given a root hash, there is a unique descent path that follows the standard traversal of search trees towards any single element.

Authenticated dictionaries have also been proposed based on different data structures. Buldas et al. [8] describe several tree-like “binary linking schemes.” Goodrich et al. [10] propose an authenticated skip list that relies on commutative hashing.

In the recent literature, the maintenance of authenticated but persistent dynamic sets [9, p. 294] has received some attention. Persistent dynamic sets allow modifications of the elements in the set, but maintain enough information to recreate any prior version of the set. Anagnostopoulos et al. [1] propose and implement persistent authenticated skip lists, where not only older versions of the skip list are available, but they are each, by themselves, an authenticated dictionary. In the same work, and also in work by Maniatis and Baker [16], persistent authenticated dictionaries based on red-black trees are sketched in some detail, although the resulting designs are different. Specifically, in the former work, although multiple versions of the authenticated red-black tree are maintained, the collection of versions is itself not authenticated; the latter work uses a second, non-persistent authenticated dictionary to authenticate the tree versions.

### 3 Secure Timelines

We define a secure timeline within a *service domain*. A service domain comprises a system offering a particular service—the *service* of the domain—and a set of clients who use that system for that service—the *clients* of the domain. Such a service domain could be, for example, the file server and all clients of a secure file system, or an enterprise-wide certification authority along with all certificate subjects within that enterprise.

Within the context of a service domain, a secure timeline is a tamper-evident, temporally-ordered, append-only sequence of the states taken by the ser-

vice of that domain. In a sense, a secure timeline defines an authenticated logical clock for the service. Each time step of the clock is annotated with the state in which the service is at the time, and an authenticator. The authenticator is tamper-evident: given the authenticator of the latest time step of the timeline, it is intractable for the service or for any other polynomially-bound party to “change history” unobtrusively by altering the annotations or authenticators of past time steps.

In this work, we consider secure timelines based on one-way (second pre-image-resistant) hash functions. Assuming, as is common, that one-way hash functions exist, we use such functions to define the “arrow of time.” In other words, given a presumably one-way hash function  $h$  such as SHA-1 [19], if  $b = h(a)$ , then we conclude that value  $a$  was known before value  $b$ , or  $a$  precedes  $b$ , since given  $b$  the probability of guessing the right  $a$  is negligible.

A simple recursive way to define a secure timeline is as follows: if at logical time  $i$  the clock has authenticator  $T_i$ , then at the next logical time step  $i + 1$ , the hash function  $h$  is applied to the previous clock authenticator  $T_i$  and to the current state of the system  $S_i$ . Assuming that  $f$  is a one-way digest function from system states to digests, then  $T_{i+1} = h(i\|T_i\|f(S_i))$ , where  $\|$  denotes concatenation. Given  $T_{i+1}$ , it is intractable to produce appropriate  $\alpha$  such that  $T_{i+1} = h(i\|T_i'\|\alpha)$ , so as to make an arbitrary authenticator  $T_i' \neq T_i$  appear as the timeline authenticator of logical step  $i$ , from the second pre-image resistance of the hash function. Similarly, for a given  $T_{i+1}$  only a unique state digest  $d_i = f(S_i)$  is probable, and, from the one-way property of the state digest function  $f$ , only a unique system state  $S_i$  is probable. Therefore, authenticator  $T_{i+1}$  is, in a sense, a one-way digest of all preceding authenticators and system states, as well as of their total temporal ordering.

Many existing accountable services match the secure timeline paradigm, since secure timelines are a generalization of secure time stamping services (TSS) [11]. The service state of a TSS is an authenticated dictionary of all document digests submitted to it during a time stamping round. The Key Archival Service (KAS) by Maniatis and Baker [16] is another service with a timeline, where the service state is now a persistent authenticated dictionary of all certificates and revocation records issued by a Certification Authority. Similarly, any service that maintains one-way digests of its current state can be retrofitted to have a secure timeline. Consider, for example, Kocher’s Certificate Revocation Trees (CRT) [13]. The state of the service at the end of

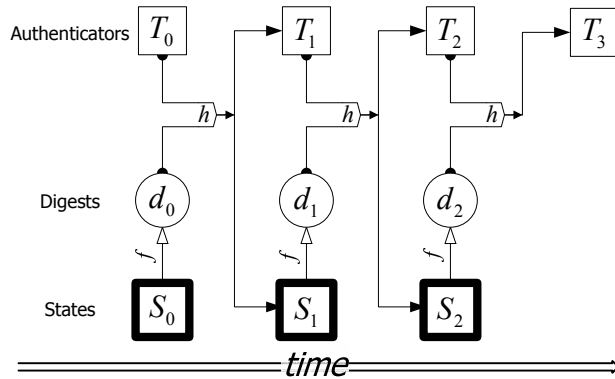


Figure 1: The first few steps of a secure timeline. Time flows from left to right. Note that the current authenticator of the timeline is an input to the next state of the system. We explain one way to accomplish this in Section 5.2.

each publication interval consists of a hash-tree of all published revocation records. The root hash of the CRT is a one-way digest of the database. Consequently, a secure timeline for the revocation service can easily follow from the above construction.

Figure 1 illustrates the first few time steps of a secure timeline. In the figure, the new timeline authenticator is also fed into the new state of the system. Depending on the definition of the state digest function, a new state of the service can be shown to be *fresh*, i.e., to have followed the computation of the authenticator for the previous time step. In Time Stamping Services, this places the time stamp of a document between two rounds of the service. In the Key Archival Service, this bounds the time interval during which a change in the Certification Authority (new certificate, revocation, or refresh) has occurred. In a CRT timeline system, this bounds the time when a revocation database was built. Some authenticated dictionaries can be shown to be fresh (e.g., [8]), and we explain how we handle freshness in Section 5.2.

Secure timelines can be used to answer two basic kinds of questions: *existence questions* and *temporal precedence* questions. Existence questions are of the form “is  $S$  the  $i$ -th system state?” Existence questions can be used to establish that the service exhibited a certain kind of behavior at a particular phase in its history. In the time stamping example, an existence question could be “is  $d$  the round hash at time  $i$ ?” A positive answer allows a client to verify the validity of a time stamp from round  $i$ , since time stamps from round  $i$  are authenticated with the root hash of that round. Temporal precedence questions are of the form “did state  $S$  occur before state  $S'$ ?”

In time stamping, answers to precedence questions can establish precedence between two time stamped documents.

Answers to both existence and temporal precedence questions are provable. Given the last authenticator in the timeline, to prove the existence of a state in the timeline’s past I have to produce a *one-way path*—a sequence of applications of one-way functions—from that state to the current timeline authenticator. Similarly, to prove that state  $S$  precedes state  $S'$ , I have to show that there exists a one-way path from state  $S$  to state  $S'$ , which means that the former must precede the latter. For example, in Figure 1, the path from  $S_0$  to  $T_1$  to  $S_2$  is one-way and establishes that state  $S_0$  occurred before  $S_2$ . Extending this path to  $T_3$  provides an existence proof for state  $S_0$ , if the verifier knows that  $T_3$  is the latest timeline authenticator.

Secure timelines are a general mechanism for *temporal authentication*. As with any other authentication mechanism, timeline proofs are useful only if the authenticator against which they are validated is itself secure and easily accessible to all verifiers, i.e., the clients within the service domain. In other words, clients must be able to receive securely authenticated tuples of the form  $\langle i, T_i \rangle$  from the service at every time step, or at coarser intervals. This assumes that clients have a means to open authenticated channels to the service. Furthermore, there must be a unique tuple for every time step  $i$ . Either the service must be trusted by the clients to maintain a unique timeline, or the timeline must be periodically “anchored” on an unconditionally trusted write-once publication medium, such as a paper journal or popular newspaper. The latter technique is used by some commercial time stamping services [24], to reduce the clients’ need to trust the service.

For the remainder of this paper, “time  $i$ ” means the state of the service that is current right after timeline element  $i$  has been published, as well as the physical time period until the publication of the timeline authenticators for time step  $i + 1$ . For service  $A$ , we denote time  $i$  as  $\langle A, i \rangle$ . Furthermore, we denote the  $i$ -th timeline authenticator of service  $A$  as  $T_i^A$  and the precedence proof from  $A$ ’s time  $i$  to  $j$  as  $P_{A,i}^{A,j}$ , when multiple services are discussed.

## 4 Timeline Entanglement

In the previous section, we described how a secure timeline can be used by the clients within a service domain to reason about the temporal ordering of

the states of the service in a provable manner. In so doing, the clients of the service have access to tamper-proof historic information about the operation of the service in the past.

However, the timeline of service  $A$  does not carry much conviction before a client who belongs to a different, disjoint service domain  $B$ , i.e., a client who does not trust service  $A$  or the means by which it is held accountable. Consider an example from time stamping where Alice, a client of TSS  $A$ , wishes to know when Bob, a client of another TSS  $B$ , time stamped a particular document  $\mathcal{D}$ . A time stamping proof that links  $\mathcal{D}$  to an authenticator in  $B$ 's timeline is not convincing to Alice, since she has no way to compare temporally time steps in  $B$ 's timeline to her own timeline, held by  $A$ .

This is the void that *timeline entanglement* fills. Timeline entanglement creates a provable temporal precedence from a time step in a secure timeline to a time step in another independent timeline. Its objective is to allow a group of mutually distrustful service domains to collaborate towards maintaining a common, tamper-proof history of their collective timelines that can be verified from the point of view (i.e., within the trust domain) of any one of the participants.

In timeline entanglement, each participating service domain maintains its own secure timeline, but also keeps track of the timelines of other participants, by incorporating authenticators from those foreign timelines into its own service state, and therefore its own timeline. In a sense, all participants *enforce* the commitment of the timeline authenticators of their peers.

In Section 4.1, we define timeline entanglement with illustrative examples and outline its properties. We then explore in detail three aspects of timeline entanglement: *Secure Temporal Mappings* in Section 4.2, the implications of dishonest timeline maintainers in Section 4.3, and *Historic Survivability* in Section 4.4.

## 4.1 Fundamentals

Timeline entanglement is defined within the context of an *entangled service set*. This is a dynamically changing set of service domains. Although an entangled service set where all participating domains offer the same kind of service is conceivable—such as, for example, a set of time stamping services—we envision many different service types, time stamping services, certification authorities, historic records services, etc., participating in the same entangled set. We assume that all participating services know the

current membership of the entangled service set, although inconsistencies in this knowledge among services does not hurt the security of our constructs below. We also assume that members of the service set can identify and authenticate each other, either through the use of a common public key infrastructure, or through direct out-of-band key exchanges.

Every participating service defines an independent sampling method to select a relatively small subset of its logical time steps for entanglement. For example, a participant can choose to entangle every  $n$ -th time step, although other sampling methods are certainly not precluded. At every time step picked for entanglement, the participant sends an authenticated message that contains its signed logical time and timeline authenticator to all other participants in the entangled service set. This message is called a *timeline thread*. A timeline thread sent from  $A$  at time  $\langle A, i \rangle$  is denoted as  $t_i^A$  and has the form  $[A, i, T_i^A, \sigma_A\{A, i, T_i^A\}]$ .  $\sigma_A\{X\}$  represents  $A$ 's signature on message  $X$ .

When participant  $B$  receives a correctly signed timeline thread from participant  $A$ , it verifies the consistency of that thread with its local view of collective history and then archives it. Thread  $t_i^A$  is consistent with  $B$ 's local view of collective history if it can be proved to be on the same one-way path (hash chain) as the last timeline authenticator of  $A$  that  $B$  knows about (see Figure 2). Towards this goal,  $A$  includes the necessary temporal precedence proof, as described in Section 3, along with the thread that it sends to  $B$ . In the figure, when thread  $t_i^A$  reaches  $B$ , the most recent timeline authenticator of  $A$  that  $B$  knows is  $T_l^A$ . Along with the thread,  $A$  sends the precedence proof  $P_{A,l}^{A,i}$  from its time  $\langle A, l \rangle$  to time  $\langle A, i \rangle$ . As a result,  $B$  can verify that the new thread carries a “legitimate” timeline authenticator from  $A$ , one consistent with history. If everything checks out,  $B$  archives the new timeline authenticator and associated precedence proof in its local *thread archive*.

A thread archive serves two purposes: first, it maintains a participant's local knowledge of the history of the entangled service set. Specifically, it archives proof that every participant it knows about maintains a consistent timeline. It accomplishes this by simply storing the threads, which are snapshots in the sender's timeline, and supporting precedence proofs, which connect these snapshots in a single one-way chain. The second purpose of the thread archive is to maintain temporal precedence proofs between every foreign thread it receives and local timeline steps. It accomplishes this by constructing a one-way digest of its contents, which is

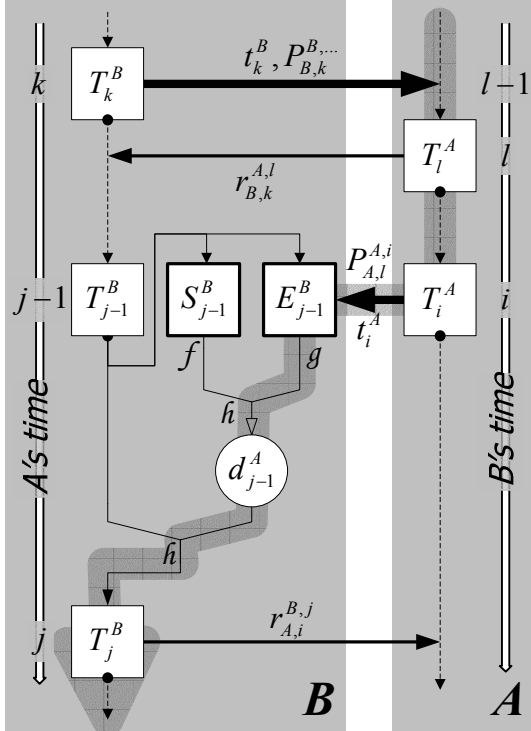


Figure 2: Entanglement exchanges between participants  $A$  and  $B$ . The workings of  $B$  are shown in detail. We show two entanglement exchanges, one of time  $\langle B, k \rangle$  with time  $\langle A, l \rangle$ , and one of time  $\langle A, i \rangle$  with time  $\langle B, j \rangle$ . Thick black horizontal arrows show timeline thread messages. Thin black horizontal arrows show entanglement receipt messages. Vertical black arrows show one-way operations. The thick shadowed arrow shows the temporal ordering effected by thread  $t_i^A$  and its receipt  $r_{A,i}^{B,j}$ .

then used along with the system state digest, to derive the next local timeline authenticator; the modified recursive definition of timeline authenticators is  $T_{i+1}^A = h(i \| T_i^A \| h(f(S_i^A) \| g(E_i^A)))$ , where  $g$  is the one-way digest function for the thread archive, and  $E_i^A$  is the current version of the thread archive at time  $\langle A, i \rangle$ . See Section 5.2 for details on a data structure capable of fulfilling these requirements.

Participant  $B$  responds to the newly reported timeline authenticator with an *entanglement receipt*. This receipt proves that the next timeline authenticator that  $B$  produces is influenced partly by the archiving of the thread it just received. The receipt must convince  $A$  of three things: first, that its thread was archived; second, that the thread was archived in the latest—“freshest”—version of  $B$ ’s thread archive; and, third, that this version of the thread archive is the one whose digest is used to derive the next timeline authenticator that  $B$  produces. As a result, the entanglement receipt  $r_{A,i}^{B,j}$

that  $B$  returns to  $A$  for the entanglement of thread  $t_i^A$  consists of three components: first, a precedence proof  $P_{B,k}^{B,j-1}$  from the last of  $B$ ’s timeline authenticators that  $A$  knows about,  $T_k^B$ , to  $B$ ’s timeline authenticator right before archiving  $A$ ’s new thread  $T_{j-1}^B$ ; second, an existence proof for the timeline thread  $t_i^A$  in the latest version  $E_{j-1}^B$  of  $B$ ’s thread archive, as modified after time  $\langle B, j-1 \rangle$  (the equivalent of an undeniable attester in [7]—see also Section 5.2); and, third, a one-way derivation of the next timeline authenticator of  $B$  from the new version of the thread archive, i.e., the one-way digest  $f(S_{j-1}^B)$  of the current system state. It is now  $A$ ’s turn to check the validity of the proofs in the entanglement receipt. If all goes well,  $A$  stores the proof of precedence and reported timeline authenticator from  $B$  in its *receipt archive*. This concludes the entanglement process from time  $\langle A, i \rangle$  to time  $\langle B, j \rangle$ .

The receipt archive is similar to the thread archive; it stores entanglement receipts that the participant receives in response to its own timeline threads. However, it is not an authenticated archive, since it is not necessary to prove to anyone whether and when a participant stores the receipts received in response to its own timeline threads.

After the entanglement of time  $\langle A, i \rangle$  with time  $\langle B, j \rangle$ , both  $A$  and  $B$  have in their possession portable temporal precedence proofs ordering  $A$ ’s past before  $B$ ’s future. Any one-way process at  $A$  whose result is included in the derivation of  $T_i^A$  or earlier timeline authenticators at  $A$  can be shown to have completed before any one-way process at  $B$  that includes in its inputs  $T_j^B$  or later timeline authenticators at  $B$ .

In this definition of timeline entanglement, a participating service entangles its timeline at the predetermined sample time steps with all other services in the entangled service set (we call this *all-to-all entanglement*). In this work we limit the discussion to all-to-all entanglement only, but we describe a more restricted, and consequently less expensive, entanglement model in future work (Section 7).

The primary benefit of timeline entanglement is its support for *secure temporal mapping*. A client in one service domain can use temporal information maintained in a remote service domain that he does not trust, by mapping that information onto his own service domain. This mapping results in some loss of temporal resolution—for example, a time instant maps to a positive-length time interval. We describe secure temporal mapping in Section 4.2.

Timeline entanglement is a sound method of expanding temporal precedence proofs outside a ser-

vice domain; it does not prove incorrect precedences. However it is not complete, that is, there are some precedences it cannot prove. For example, it is possible for a dishonest service to maintain clandestinely two timelines, essentially “hiding” the commitment of some of its system states from some members of the entangled service set. We explore the implications of such behavior in Section 4.3.

Finally, we consider the survivability characteristics of temporal proofs beyond the lifetime of the associated timeline, in Section 4.4.

## 4.2 Secure Temporal Mapping

Temporal mapping allows a participating service  $A$  to map onto its own timeline a time step  $\langle B, i \rangle$  from the timeline of another participant  $B$ . This mapping is denoted by  $\langle B, i \rangle \mapsto A$ . Since  $A$  and  $B$  do not trust each other, the mapping must be secure; this means it should be practically impossible for  $B$  to prove to  $A$  that  $(\langle B, i \rangle \mapsto A) = [\langle A, j \rangle, \langle A, k \rangle]$ , if  $\langle B, i \rangle$  occurred before  $\langle A, j \rangle$  or after  $\langle A, i \rangle$ .

Figure 3 illustrates the secure temporal mapping  $\langle B, 2 \rangle \mapsto A$ . To compute the mapping,  $A$  requires only local information from its thread and receipt archives. First, it searches in its receipt archive for the latest entanglement receipt that  $B$  sent back before or at time  $\langle B, 2 \rangle$ , receipt  $r_{A,1}^{B,1}$  in the example. As described in Section 4, this receipt proves to  $A$  that its time  $\langle A, 1 \rangle$  occurred before  $B$ ’s time  $\langle B, 1 \rangle$ .

Then,  $A$  searches in its thread archive for the earliest thread that  $B$  sent it after or at time  $\langle B, 2 \rangle$ , which is thread  $t_3^B$  in the example. This thread proves to  $A$  that its time  $\langle A, 5 \rangle$  occurred after time  $\langle B, 3 \rangle$ . Recall, also, that when  $A$  received  $t_3^B$  in the first place, it had also received a temporal precedence proof from  $\langle B, 1 \rangle$  to  $\langle B, 3 \rangle$ , which in the straightforward hash chain case, also includes the system state digest for  $\langle B, 2 \rangle$ . Now  $A$  has enough information to conclude that  $(\langle B, 2 \rangle \mapsto A) = [\langle A, 1 \rangle, \langle A, 5 \rangle]$ .

Since  $A$  has no reason to believe that  $B$  maintains its timeline in regular intervals, there is no more that  $A$  can assume about the temporal placement of state  $S_2^B$  within the interval  $[\langle A, 1 \rangle, \langle A, 5 \rangle]$ . This results in a *loss of temporal resolution*; in the figure, this loss is illustrated as the difference between the length on  $B$ ’s timeline from  $\langle B, 2 \rangle$  to  $\langle B, 3 \rangle$  (i.e., the “duration” of time step  $\langle B, 2 \rangle$ ) and the length of the segment on  $A$ ’s timeline from  $\langle A, 1 \rangle$  to  $\langle A, 5 \rangle$  (the duration of  $\langle B, 2 \rangle \mapsto A$ ). This loss is proportional to the interval between successive thread messages between  $A$  and  $B$ . It can be made shorter, but only at the cost of increasing the frequency with which  $A$

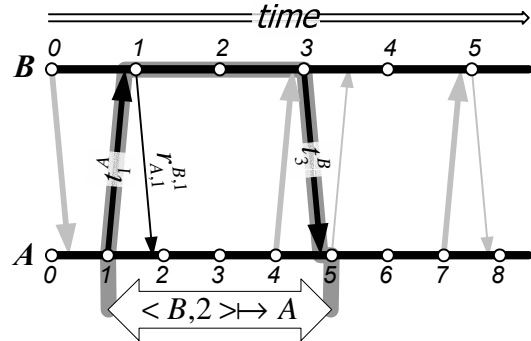


Figure 3: Secure mapping of time  $\langle B, 2 \rangle$  onto the timeline of  $A$ . Thick arrows indicate timeline threads. Thin arrows indicate entanglement receipts (only the relevant entanglement receipts are shown). Irrelevant thread and receipt messages are grayed-out. The dark broken line illustrates the progression of values that secure the correctness of the mapping.

and  $B$  send threads to each other, which translates to more messages and more computation at  $A$  and  $B$ . We explore this trade-off in Section 6.

Secure time mapping allows clients within a service domain to determine with certainty the temporal ordering between states on their own service and on remote, untrusted service domains. Going back to the time stamping example, assume that Alice has in her possession a time stamp for document  $\mathcal{C}$  in her own service domain  $A$ , which links it to local time  $\langle A, 0 \rangle$ , and she has been presented by Bob with a time stamp on document  $\mathcal{D}$  in Bob’s service domain  $B$ , which links Bob’s document to time  $\langle B, 2 \rangle$ . Alice can request from  $A$  the time mapping  $\langle B, j \rangle \mapsto A$ , shown above to be  $[\langle A, 1 \rangle, \langle A, 5 \rangle]$ . With this information, Alice can be convinced that her document  $\mathcal{C}$  was time stamped before Bob’s document  $\mathcal{D}$  was, regardless of whether or not Alice trusts Bob or  $B$ .

In the general case, not all time steps in one timeline map readily to another timeline. To reduce the length of temporal precedence proofs, we use hash skip lists (Section 5.1) instead of straightforward hash chains in Timeweave, our prototype. Temporal precedence proofs on skip lists are shorter because they do not contain every timeline authenticator from the source to the destination. In timelines implemented in this manner, only time steps included in the skip list proof can be mapped without the cooperation of the remote service. For other mappings, the remote service must supply additional, more detailed precedence proofs, connecting the time authenticator in question to the time authenticators that the requester knows about.

### 4.3 Historic Integrity

Timeline entanglement is intended as an artificial enlargement of the class of usable, temporal orderings that clients within a service domain can determine undeniably. Without entanglement, a client can determine the provable ordering of events only on the local timeline. With entanglement, one-way paths are created that anchor time segments from remote, untrusted timelines onto the local timeline.

However, the one-way properties of the digest and hash functions used make timelines secure only as long as everybody is referring to the same, single timeline. If, instead, a dishonest service  $A$  maintains clandestinely two or more timelines or branches of the same timeline, publishing different timeline authenticators to different subsets of its users, then that service can, in a sense, revise history. Just [12] identified such an attack against early time stamping services. Within a service domain, this attack can be foiled by enforcing that the service periodically commits its timeline on a write-once, widely published medium, such as a local newspaper or paper journal. In such a way, when there is doubt, a local client can always request a precedence proof that links the current timeline authenticator to the most recent widely published authenticator.

Unfortunately, a similar attack can be mounted against the integrity of collective history, in an entangled service set. Entanglement, as described in Section 4, does not verify that samples from  $B$ 's timeline that are archived at  $A$  and  $C$  are identical. If  $B$  is malicious, it can report authenticators from one chain to  $A$  and from another to  $C$ , undetected (see Figure 4). In the general case, this does not dilute the usability of entanglement among honest service domains. Instead, it renders unprovable some interactions between honest and dishonest service domains. More importantly, attacks by a service against the integrity of its own timeline can only make external temporal precedence information involving that timeline inconclusive; such attacks cannot change the temporal ordering between time steps on honest and dishonest timelines. Ultimately, it is solely the clients of a dishonest service who suffer the consequences.

Consider, for instance, the scenario of Figure 4. Dishonest service  $B$  has branched off its originally unique timeline into two separate timelines at its time  $\langle B, 2 \rangle$ . It uses the top branch, with times  $3'$ ,  $4'$ , etc., in its entanglements with service  $C$ , and its bottom branch, with times  $3$ ,  $4$ , etc., in its entanglements with service  $A$ . From  $A$ 's point of view, event  $\mathcal{N}$  is incorporated in  $B$ 's state and corresponding

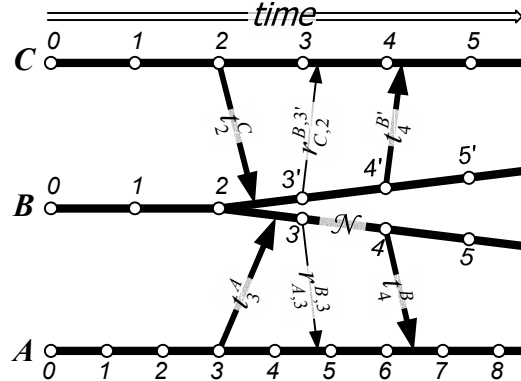


Figure 4: An example showing a dishonest service  $B$  that maintains two timelines, entangling one with  $A$  and another with  $C$ . Event  $\mathcal{N}$  is committed on the bottom branch of  $B$ 's timeline, but does not appear on the top branch.

timeline at time  $\langle B, 3 \rangle$ . From  $C$ 's point of view, however, event  $\mathcal{N}$  seems never to have happened. Since  $\mathcal{N}$  does not appear in the branch of  $B$ 's timeline that is visible to  $C$ ,  $C$ 's clients cannot conclusively place event  $\mathcal{N}$  in time at all. Therefore, it is only the client of  $B$  who is responsible for event  $\mathcal{N}$  who suffers from this discrepancy.  $C$  does not know about it at all, and  $A$  knows its correct relative temporal position.

We describe briefly a method for enforcing timeline uniqueness within an entangled service set in Section 7.

### 4.4 Historic Survivability

Historic survivability in the context of an entangled set of services is the decoupling of the verifiability of existence and temporal precedence proofs within a timeline from the fate of the maintainer of that timeline.

Temporal proofs are inherently survivable because of their dependence on well-known, one-way constructs. For example, a hash chain consisting of multiple applications of SHA-1 certainly proves that the result of the chain temporally followed the input to the chain. However, this survivability is moot, if the timeline authenticators that the proof orders undeniably can no longer be interpreted, or associated with a real time frame.

Fortunately, secure temporal mapping allows a client within a service domain to fortify a temporal proof that he cares about against the passing of the local service. The client can accomplish this by participating in more service domains than one; then, he can proactively map the temporal proofs



he cares about from their source timeline onto all the timelines of the service domains in which he belongs. In this manner, even if all but one of the services he is associated with become unavailable or go out of business, the client may still associate his proofs with a live timeline in the surviving service domain.

Consider, for example, the scenario illustrated in Figure 5. David, who belongs to all three service domains  $A$ ,  $B$  and  $C$ , wishes to fortify event  $\mathcal{N}$  so as to be able to place it in time, even if service  $B$  is no longer available. He maps the event onto the timelines of  $A$  and  $C$ —“mapping an event  $\mathcal{N}$ ” is equivalent to mapping the timeline time step in whose system state event  $\mathcal{N}$  is included, that is,  $\langle B, 2 \rangle$  in the example. Even though the event occurred in  $B$ ’s timeline, David can still reason about its relative position in time, albeit with some loss of resolution, in both the service domains of  $A$  and  $C$ , long after  $B$  is gone. In a sense, David “hedges his bets” among multiple services, hoping that one of them survives. The use of temporal mapping in this context is similar in scope to the techniques used by Ansper et al. [2] for fault-tolerant time stamping services, although it assumes far less mutual trust among the different service domains.

## 5 Implementation

We have devised two new, to our knowledge, disk-oriented data structures for the implementation of Timeweave, our timeline entanglement prototype. In Section 5.1, we present authenticated append-only skip lists. These are an efficient optimization of traditional hash chains and yield precedence proofs with size proportional to the square logarithm of the total elements in the list, as opposed to linear. In Section 5.2, we present RBB-Trees, our disk-based, persistent authenticated dictionaries based on authenticated search trees. RBB-Trees scale to larger sizes than current in-memory persistent authenticated dictionaries, while making efficient use of the disk. Finally, in Section 5.3, we outline how Timeweave operates.

### 5.1 Authenticated Append-only Skip Lists

Our basic tool for maintaining an efficient secure timeline is the authenticated append-only skip list. The authenticated append-only skip list is a modification of the simplistic hash chain described in

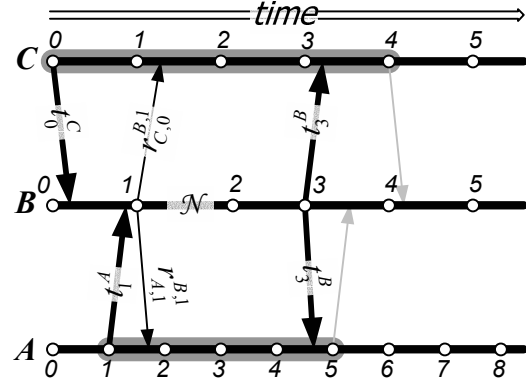


Figure 5: An example of mapping event  $\mathcal{N}$  onto two other timelines, to obtain a survivable proof of its temporal position. The top shaded line represents  $(\mathcal{N} \mapsto A)$  and the bottom shaded line represents  $(\mathcal{N} \mapsto C)$ .

Section 3 that yields improved access characteristics and shorter proofs.

Our skip lists are deterministic, as opposed to the randomization used in most skip lists proposed in the literature [20]. Unlike the authenticated skip lists introduced by Goodrich et al. [10], our skip lists are append-only, which obviates the need for commutative hashing. Every list element has a numeric identifier that is a counter from the first element of the list (the first element is element 1, the tenth element is element 10, and so on). Every element carries a data value and an authenticator, similarly to what was suggested in Section 3 for single-chain timelines.

The skip list consists of multiple parallel hash chains at different levels of detail, each containing half as many elements as the previous one. The basic chain (at level 0) links every element to the authenticator of the one before it, just like simple hash chains. The next chain (at level 1) coexists with the level 0 chain, but only contains elements whose numeric identifiers are multiples of 2, and every element is linked to the element two positions before it. Similarly, only elements with numeric identifiers that are multiples of  $2^i$  are contained in the hash chain of level  $i$ . No chains of level  $j$  that is higher than  $\log_2 n$  are maintained, if all elements are  $n$ .

The authenticator  $T_i$  of element  $i$  with data value  $d_i$  is computed from a hash of all the partial authenticators (called *links*) in each basic hash chain in which it participates—we share the notation from Section 3 for data values and authenticators here. Element  $i$  participates in  $l+1$  chains, where  $i = 2^l k$ , and 2 does not divide  $k$  (in other words,  $l$  is the exponent of 2 in the factorization of  $i$ ), therefore

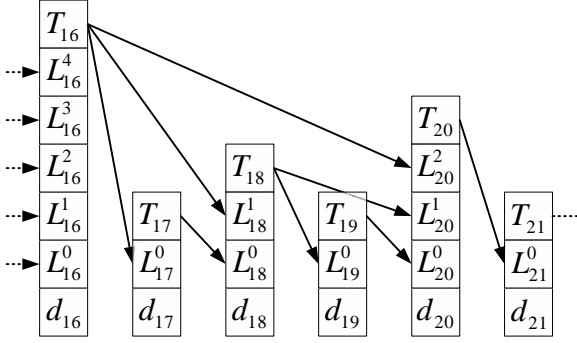


Figure 6: Six consecutive skip list elements, element 16 to element 21. Arrows show hash operations from previous authenticators to links of an element. The top of each tower is the resulting authenticator for the element, derived by hashing together all links underneath it.

element  $i$  has the  $l + 1$  links  $L_i^j = h(i, j, d_i, T_{i-2^j})$ ,  $0 \leq j \leq l$ , and authenticator  $T_i = h(L_i^0 \parallel \dots \parallel L_i^l)$ . Figure 6 illustrates a portion of such a skip list. In the implementation, we combine together the element authenticator with the 0-th level link for odd-numbered elements, since such elements have a single link, which is sufficient as an authenticator by itself.

Skip lists allow their efficient traversal from an element  $i$  to a later element  $j$  in a logarithmic number of steps: starting from element  $i$ , successively higher-level links are utilized until the “tallest element” (one with the largest power of 2 in its factors among all element indices between  $i$  and  $j$ ) is reached. Thereafter, successively lower-level links are traversed until  $j$  is reached. More specifically, an iterative process starts with the current element  $c = i$ . To move closer to the destination element with index  $j$ , the highest power  $2^l$  of 2 that divides  $c$  is picked, such that  $c + 2^z \leq j$ . Then element  $k = c + 2^z$  becomes the next current element  $c$  in the traversal. The iteration stops when  $c = j$ .

The associated temporal precedence proof linking element  $i$  before element  $j$  is constructed in a manner similar to the traversal described above. At every step, when a jump of length  $2^z$  is taken from the current element  $c$  to  $k = c + 2^z$ , the element value of the new element  $d_k$  is appended to the proof, along with all the associated links of element  $k$ , except for the link at level  $z$ . Link  $L_k^z$  is omitted since it can be computed during verification from the previous authenticator  $T_c$  and the new value  $d_k$ .

In the example of Figure 6, the path from element 17 to element 21 traverses elements 18 and 20. The corresponding precedence proof from element 17 to element 21 is  $P_{17}^{21} =$

$\{d_{18}, L_{18}^1; d_{20}, L_{20}^0, L_{20}^2; d_{21}\}$ . With this proof and given the authenticators  $T_{17}$  and  $T_{21}$  of elements 17 and 21 respectively, the verifier can successively compute  $T'_{18} = h(h(18 \parallel 0 \parallel d_{18} \parallel T_{17}) \parallel L_{18}^1)$ , then  $T'_{20} = h(L_{20}^0 \parallel h(20 \parallel 1 \parallel d_{20} \parallel T'_{18}) \parallel L_{20}^2)$  and finally  $T'_{21} = h(21 \parallel 0 \parallel d_{21} \parallel T'_{20})$ —recall that for all odd elements  $i$ ,  $T_i = L_i^0$ . If the known and the derived values for the authenticator agree ( $T_{21} = T'_{21}$ ), then the verifier can be convinced that the authenticator  $T_{17}$  preceded the computation of authenticator  $T_{21}$ , which is the objective of a precedence proof, as long as the verifier believes that finding a second pre-image for the hash function  $h$  has negligible probability.

Thanks to the properties of skip lists, the length of any of these proofs contains roughly a logarithmic number of authenticators, links and values in the total number of elements in the timeline. The worst-case proof for a skip list of  $n$  elements traverses  $2 \times \log_2(n)$  elements, climbing links of every level between 0 and  $\log_2(n)$  and back down again, or  $\log_2^2(n)$  link values total. Assuming that every link and value is a SHA-1 digest of 160 bits, the worst case proof for a timeline of a billion elements is no longer than 20 KBytes, and most are much shorter.

Our skip lists are fit for secondary storage. They are implemented on memory-mapped files. Since modifications are expected to be relatively rare, compared to searches and proof extractions, we always write changes to the skip list through to the disk immediately after they are made, to maintain consistency in the face of machine crashes. We do not, however, support structural recovery from disk crashes; we believe that existing file system and redundant disk array technologies are adequate to prevent and recover all but the most catastrophic losses of disk bits.

## 5.2 Disk-based Persistent Authenticated Dictionaries

This work uses authenticated persistent dictionaries based on trees. A persistent dictionary maintains multiple versions (or *snapshots*) of its contents as it is modified. In addition to the functionality offered by simple authenticated dictionaries, it can also provably answer questions of the form “in snapshot  $t$ , was element  $d$  in the dictionary?”. Furthermore, the authenticated labels for every individual snapshot must also be maintained.

The dictionaries we used in this work can potentially grow very large, much larger than the sizes of current main memories. Therefore, we have extended our earlier work on balanced persistent au-

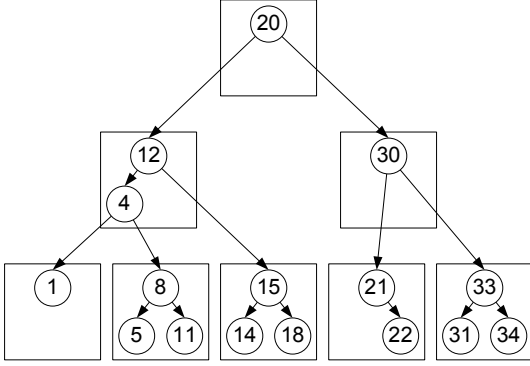


Figure 7: An RBB-Tree. Boxes are disk blocks. In this example, each non-root disk block contains a minimum of 1 and a maximum of 3 keys. The authentication labels of the embedded binary tree nodes are not shown; for any key node, its label consists of the hash of the label of its left child, its own key, and the label of its right child, as in [6, 7]. Furthermore, we do not show the “color” attribute of the keys in the per-node Red-Black trees, since they have no bearing in our discussion.

thenticated search trees [16] to design on-disk persistent authenticated dictionaries. The resulting data structure, the *RBB-Tree*, is a binary authenticated search tree [6, 7] embedded in a persistent B-Tree [4][9, Ch. 18]. Figure 7 shows a simple RBB-Tree holding 16 numeric keys.

RBB-Trees, like B-Trees, are designed to organize keys together in efficient structures that result in few disk accesses per tree operation. Every tree node is stored in its own disk block, contains a minimum of  $r - 1$  and a maximum of  $2r - 1$  keys, and has between  $r$  and  $2r$  children (the root node is only required to have between 1 and  $2r - 1$  keys).

Unlike traditional B-Trees, RBB-Tree nodes do not store their keys in a flat array. Instead, keys within RBB nodes are organized in a balanced binary tree, specifically a Red-Black tree [3][9, Ch. 13]. We consider RBB-Trees “virtual” binary trees, since the in-node binary trees connected to each other result in a large, piecewise Red-Black tree, encompassing all keys in the entire dictionary.

It is this “virtual” binary tree of keys that is authenticated, in the sense of the authenticated search trees by Buldas et al. [6, 7]. As such, the security properties of RBB-Trees are identical to those of authenticated search trees, including the structure of existence/non-existence proofs.

Since the RBB-Tree is a valid B-Tree, it is efficient in the number of disk block accesses it requires for the basic tree operations of insertion, deletion and modification. Specifically, each of those operations takes  $\mathcal{O}(\log_r n)$  disk accesses, where  $n$  is the

total number of keys in the tree. Similarly, since the internal binary tree in each RBB-Tree node is balanced, the virtual embedded binary tree is also loosely balanced, and has height  $\mathcal{O}((\log_r n)(\log_2 r))$ , that is,  $\mathcal{O}(\log_2 n)$  but with a higher constant factor than in a real Red-Black tree. These two collaborating types of balancing applied to the virtual binary tree—the first through the blocking of keys in RBB nodes, and the second through the balancing of the key nodes inside each RBB node—help keep the length of the resulting existence/non-existence proofs also bounded to  $\mathcal{O}(\log_2 n)$  elements.

The internal key structure imposed on RBB-Tree nodes does not improve the speed of search through the tree over the speed of search in an equivalent B-Tree, but limits the length of existence proofs immensely. The existence proof for a datum inside an authenticated search tree consists of the search keys of each node from the sought datum up to the root, along with the labels of the siblings of each of the ancestors of the sought datum up to the root. In a very “bushy” tree, as B-Trees are designed to be, this would mean proofs containing authentication data from a small number of individual nodes; unfortunately, each individual node’s authentication data consist of roughly  $r$  keys and  $r$  siblings’ labels. For example, a straightforwardly implemented authenticated B-Tree storing a billion SHA-1 digests with  $r = 100$  yields existence proofs of length  $\lceil \log_r 10^9 \rceil \times (r \times (160 + 160))$  bits, or roughly 160 KBits. The equivalent Red-Black tree yields existence proofs of no more than  $2 \times \lceil \log_2 10^9 \rceil \times (160 + 160)$  bits, or about 18 KBits. RBB-Trees seek to trade off the low disk access costs of B-Trees with the short proof lengths of Red-Black trees. The equivalent RBB-Tree of one billion SHA-1 digests yields proofs no longer than

$$\underbrace{\text{B-Tree height}}_{\lceil \log_r 10^9 \rceil} \times \underbrace{\text{max RB-Tree height}}_{2 \times \lceil \log_2 r \rceil} \times \underbrace{\text{key+label}}_{(160 + 160)}$$

bits or roughly 22 KBits, with disk access costs identical to those of the equivalent B-Tree.

We have designed dynamic set persistence [9, p. 294] at the granularity of both the RBB-Node and the embedded key node (see Figure 8). Each RBB node allows a small number of persistent versions of itself. When all the available version slots or all the available key slots of the RBB-node are exhausted, a new one is created, containing only the latest key tree snapshot.

The different persistent snapshot roots of the RBB-Tree are held together in an authenticated linked list—in fact, we use our own append-only authenticated skip list from Section 5.1.

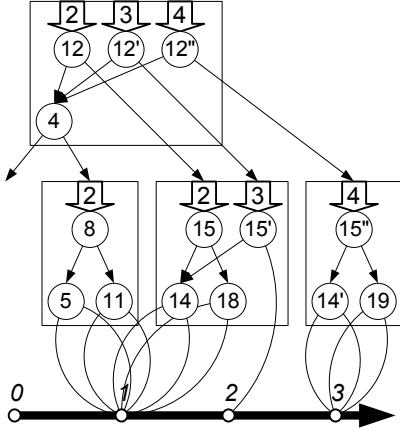


Figure 8: A detail from the tree of Figure 7 illustrating dynamic set persistence. The hollow arrows inside the RBB nodes denote the different version slots of each node (up to three in this example). Version 2 is identical to that of the original tree shown before. Version 3 is version 2 after key 18 is removed. As a result, a new key node 15' is created and, similarly, a new key node 12' is created. Version 4 is version 3 after key 19 is inserted. The RBB node previously holding 14 and 15' had no more room for key nodes, so a new RBB node was created to hold the new key nodes 14', 15'' and 19. At the bottom, the snapshot root skip list is shown. Nodes that change in a snapshot use the skip list authenticator of the previous snapshot as their NIL value, to preserve the “freshness” of the snapshot.

Since each snapshot of the RBB-Tree is a “virtual” binary authenticated search tree, the root label of that tree (i.e., the label of the root key node of the root RBB node) is a one-way digest of the snapshot [6, 7]. Furthermore, the authenticated skip list of those snapshot root labels is itself a one-way digest of the sequence of snapshot roots. As a result, the label of the last element of the snapshot root skip list is a one-way digest of the entire history of operations of the persistent RBB-Tree. The snapshot root skip list subsumes the functionality of the Time Tree in our earlier persistent authenticated Red-Black tree design [16].

We piggy-back the disk location of the snapshot root along with the snapshot root label as the data value in every skip list element; however only snapshot root labels participate in skip list authenticator and link computation, since the particular disk location of a snapshot root need not be proved to anyone.

In some cases the “freshness” of an authenticated dictionary snapshot has to be provable. For example, in our description of secure timelines, we have specified that the system state must depend

on the authenticator of the previous timeline time step. When the system state is represented by an authenticated dictionary, an existence proof within that dictionary need not only show that a sought element is part of the dictionary given the dictionary digest (root hash), but also that the sought element was added into the dictionary *after* the authenticator of the previous time step was known. As with other authenticated dictionaries, we accomplish this by making the hash label of NIL pointers equal to the “freshness” authenticator, so that all existence proofs of newly inserted elements—equivalently, non-existence proofs of newly removed elements—prove that they happened after the given freshness authenticator was known. Note that subtrees of the RBB-Tree that do not change across snapshots retain their old freshness authenticators. This is acceptable, since freshness is only necessary to prove to a client that a requested modification was just performed (for example, when we produce entanglement receipts in Section 4), and is required only of newly removed or inserted dictionary elements.

In standalone RBB-Trees, the freshness authenticator is simply the last authenticator in the snapshot root list (i.e., the authenticator that resulted from the insertion of the latest closed snapshot root into the skip list). In the RBB-Trees that we use for thread archives in Timeweave (Section 5.3), the freshness authenticator is exactly the authenticator of the previous timeline time step.

### 5.3 Timeweave

Timeweave is an implementation of the timeline entanglement mechanisms described in Section 4. It is built using our authenticated append-only skip lists (Section 5.1) and our on-disk persistent authenticated search trees (Section 5.2).

A Timeweave node maintains four components: first, a service state, which is application specific, and the one-way digest mechanism thereof; second, its secure timeline; third, a persistent authenticated archive of timeline threads received; and, fourth, a simple archive of entanglement receipts received.

The archive of timeline threads is also an authenticated dictionary, but persistent in this case. The data stored in the dictionary are timeline threads for incoming threads, and timeline thread receipts for outgoing threads. The data are ordered by the identity of the remote service in the thread operation, and then by the foreign logical time associated with the thread operation. The dictionary is implemented as an RBB-Tree and has a well-defined

mechanism for calculating its one-way digest, described in Section 5.2.

Finally, the timeline itself is stored as an append-only authenticated skip list. The system digest used to derive the timeline authenticator at every logical time step is a hash of the concatenation of the service state digest and the digest of the thread archive after any incoming and outgoing threads have been recorded.

The main operational loop of a Timeweave machine is as follows:

1. Handle client requests and update system state digest  $f(S)$ .
2. Insert all valid incoming timeline threads into thread archive  $E$  and update thread archive digest  $g(E)$ .
3. Hash together the digests to produce system digest  $d = h(f(S)||g(E))$ .
4. Append  $d$  into the timeline skip list, resulting in a new timeline authenticator  $T$ , and sign the authenticator.
5. For all incoming timeline threads just archived, construct and return receipts to thread senders.
6. If it is time to send an outgoing timeline thread, send one to all peers, and store the receipts in the receipt archive.

The Timeweave machine also allows clients to request local temporal mappings of remote logical times and temporal precedences between local times.

## 6 Evaluation

In this section, we evaluate the performance characteristics of timeline entanglement. First, in Section 6.1, we present measurements from a Java implementation of the Timeweave infrastructure: authenticated append-only skip lists and RBB-Trees. Then, in Section 6.2, we explore the performance characteristics of the system as a function of the two basic Timeweave system parameters, entanglement frequency, and entangled service set size.

In all measurements, we use a lightly loaded dual Pentium III Xeon computer at 1 GHz, with 2 GBytes of main memory, running RedHat Linux 7.2, with the stock 2.4.9-13smp kernel and Sun Microsystems’ JVM 1.3.02. The three disks used in the experiments are model MAJ3364MP made by

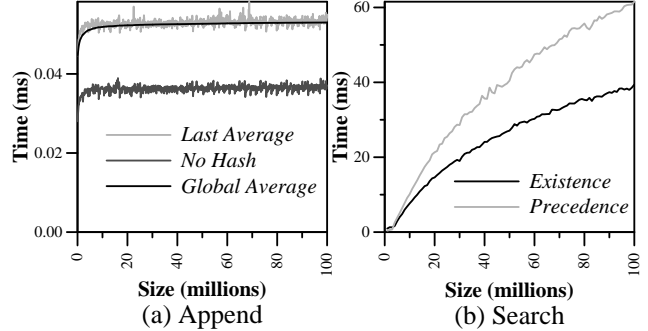


Figure 9: Skip list performance. (a) Append time vs. list size. “Global average” shows average performance over all operations; “last average” shows performance during the last 100,000 operations for a given size; and “no hash” shows the same information as “last average” but excludes hashing operations. (b) Search time vs. list size. “Existence” shows searches from a random element to the end of the list, and “precedence” shows searches between two random elements.

Fujitsu, which offer 10,000 RPMs and 5 ms average seek time. We devote 1 GByte of main memory to each experiment, for in-memory caching and disk block caching alike. We use a block size of 16 KBytes, which fixes the order of RBB-Trees to  $r = 145$ . Finally, for signing we use DSA with SHA-1, with a key size of 1024 bits.

### 6.1 Data Structure Performance

We measure the raw performance characteristics of our disk-based authenticated data structures. Since Timeweave relies heavily on these two data structures, understanding their performance can help evaluate the performance limitations of Timeweave.

Figure 9(a) shows the performance of skip list appends, for skip list sizes ranging from 100,000 to 100 million elements, in 100,000 element increments. The figure graphs average time taken by an append over all operations alongside append times averaged over the “last” few operations (100,000 last appends for each size plotted). Late appends cost marginally more than the average append operation. The figure also shows the time taken per append excluding hash operations. Although more data are hashed during appends of larger skip lists, the graph shows that the difference is indistinguishable compared to the setup time of the Java hashing machinery.

We also measure the performance of skip list searches, in Figure 9(b). We ran 10,000 random existence search trials per size and 10,000 random precedence search trials per size. A random existence search picks a random element in the list and

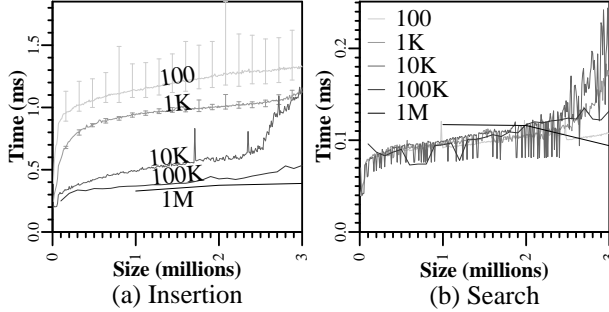


Figure 10: RBB-Tree performance for different snapshot sizes. Curve labels indicate the number of keys per snapshot—from 100 keys to 1 million keys per snapshot. (a) Insertion time vs. tree size. (b) Search time vs. tree size.

Keys per snapshot	100	1K	10K	100K	1M
Tree Size (GB)	64	45	24	4	0.5

Table 1: Tree size on disk as a function of the snapshot size used to build it. Sizes shown correspond to trees with three million keys.

finds a proof from that element to the end of the list. A random precedence search picks two random elements in the list and finds a proof from the earlier to the later element. Existence searches are cheaper than precedence searches. This is true because random existence proofs for the same list size share, with high probability, the last few links towards the end of the list, making better use of cached disk blocks.

We continue by evaluating the performance characteristics of RBB-Trees. Figure 10 contains two graphs, one showing how insertion time grows with tree size (Figure 10(a)) and another showing how search time grows with tree size (Figure 10(b)). Search experiments consisted of 1,000 random searches for every size increment. In both cases, we compare trees with different snapshot sizes, from 100 keys to 1 million keys per snapshot. Searches are roughly equivalent across all snapshot sizes, since the “shape” of the tree is independent of how frequently the authentication labels are computed. However, different snapshot sizes affect the variance of search performance.

Smaller snapshot sizes result in more disk blocks stored, because they create more versions of partially full blocks. Table 1 shows the disk size of a three million key RBB-Tree with varying snapshot sizes. This makes shorter-snapshot trees more expensive during insertion, as can be seen in Figure 10(a).

Finally, we graph proof sizes in skip lists (Fig-

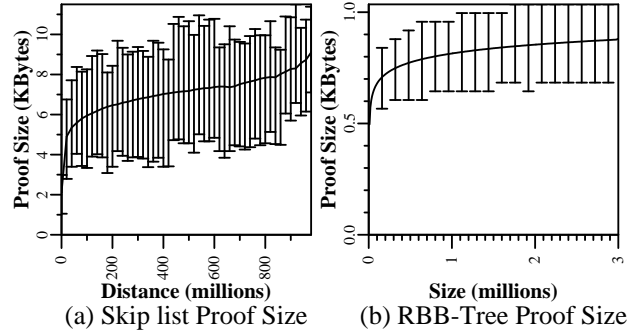


Figure 11: Proof sizes (minimum, average, maximum) in skip lists and RBB-Trees vs. structure size. (a) Proof size vs. distance between the proof ends of a skip list proof. (b) Proof size vs. tree size.

ure 11(a)) and RBB-Trees (Figure 11(b)). Both graphs show proof sizes in KBytes, over 10,000 uniform random trials in a skip list of 100 million elements and an RBB-Tree of three million elements, respectively. The skip list graph uses the element distance as the  $x$  axis—the distance of elements  $i$  and  $j$  is  $j - i$  elements. The curve starts out as a regular square logarithmic curve, except for large distances, close to the size of the entire list. We conjecture that the reason for this exception is that for random trials of distance close to the entire list size, all randomly chosen proofs are worst-case proofs, including every link of every level between source and destination, although we must explore this effect further. The RBB-Tree graph shows a regular logarithmic curve.

## 6.2 System Performance

Although microbenchmarks can be helpful in understanding how the basic blocks of Timeweave perform, they cannot give a complete picture of how the system performs in action. For example, very rarely does a Timeweave machine need to insert thousands of elements into a skip list back-to-back. As a result, the disk block caching available to batched insertions is not available for skip list usage patterns exhibited by Timeweave. Similarly, most searches through timelines only span short distances; for one second-long timeline time steps with one entanglement process per peer every 10 minutes, a Timeweave machine barely needs to traverse a difference of  $10 \times 60 = 600$  elements to extract a precedence proof, unlike the random trials measured in Figure 9.

In this section we measure the performance of a Timeweave machine in action. Assuming that the machine uses timeline steps that last one sec-

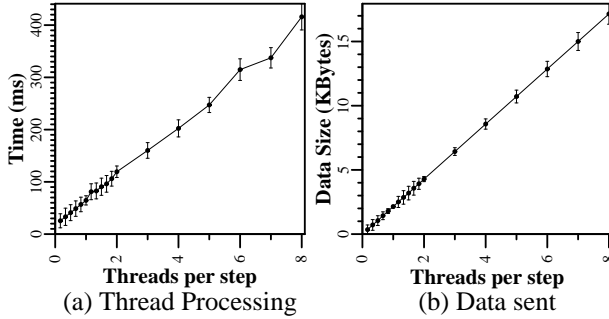


Figure 12: Timeweave performance for different thread-per-step ratios. The errorbars show one standard deviation around the average. (a) Insertion time vs. tree size. (b) Search time vs. tree size.

ond, we measure the amount of time, per second, that the machine spends on Timeweave maintenance. Timeweave maintenance consists of the different steps taken to verify, archive and acknowledge timeline threads. By varying the number of thread messages arriving at the Timeweave machine per time step, we simulate the maintenance loads resulting from different service set sizes. For example, if the entangled service set consists of 1200 Timeweave machines, and they all entangle with each other once every 600 steps (i.e., once every ten minutes), then every Timeweave machine sends and receives two threads per time step. In our experiments, we combine the receipt message sent by the Timeweave machine with the next thread message originating from the same machine. Although the same number of entanglement processes take place as in the protocol described in Section 4, some redundant data transmissions are eliminated.

Figure 12(a) shows the time it takes a single machine to perform Timeweave maintenance per second-long time step. The roughly linear rate at which maintenance processing grows with the ratio of threads per time step indicates that all-to-all entanglement can scale to large entangled service sets only by limiting the entanglement frequency. However, for reasonably large service sets, up to 1000 Timeweave machines for 10-minute entanglement, maintenance ranges between 2 and 8% of the processing resources of a PC-grade server.

Figure 12(b) shows the amount of data sent per time step from a single Timeweave machine. Although the data rate itself is no cause for concern, the number of different destinations for secure transmissions could also limit how all-to-all entanglement scales. Again, for entangled service sets and entanglement intervals that do not exceed two or three threads per time step, Timeweave mainte-

nance should not pose a problem to a low-end server machine with reasonable connectivity.

## 7 Conclusion

In this work we seek to extend the traditional idea of time stamping into the concept of a secure timeline, a tamper-proof historic record of the states through which a system passed in its lifetime. Secure timelines make it possible to reason about the temporal ordering of system states in a provable manner. We then proceed to define timeline entanglement, a technique for creating undeniable temporal orderings across mutually distrustful service domains. Finally, we design, describe the implementation of, and evaluate Timeweave, a prototype implementation of our timeline entanglement machinery, based on two novel authenticated data structures: append-only authenticated skip lists and disk-based, persistent authenticated search trees. Our measurements indicate that sizes of a few hundred service domains can be efficiently entangled at a frequency of once every ten minutes using Timeweave.

Although our constructs preserve the correctness of temporal proofs, they are not complete, since some events in a dishonest service domain can be hidden from the timelines with which that domain entangles (Section 4.3). We plan to alleviate this shortcoming by employing a technique reminiscent of the signed-messages solution to the traditional Byzantine Generals problem [15]. Every time service  $A$  sends a thread to peer  $B$ , it also piggybacks all the signed threads of other services it has received and archived since the last time it sent a thread to  $B$ . In such a manner, a service will be able to verify that all members of the entangled service set have received the same, unique timeline authenticator from every other service that it has received and archived, thereby verifying global historic integrity.

We also hope to migrate away from the all-to-all entanglement model, by employing recently-developed, highly scalable overlay architectures such as CAN [22] and Chord [23]. In this way, a service only entangles its timeline with its immediate neighbors. Temporal proofs involving non-neighboring service domains use *transitive* secure temporal mapping, over the routing path in the overlay, perhaps choosing the route of least temporal loss.

Finally, we are working on a large scale distributed historic file system that enables the automatic maintenance of temporal orderings among file

system operations across the entire system.

## 8 Acknowledgments

We thank Dan Boneh for suffering through the early stages of this work and Hector Garcia-Molina for many helpful comments and pointed questions.

This work is supported by the Stanford Networking Research Center, by DARPA (contract N66001-00-C-8015) and by Sonera Corporation. Petros Maniatis is supported by a USENIX Scholar Fellowship.

## References

- [1] ANAGNOSTOPOULOS, A., GOODRICH, M. T., AND TAMASSIA, R. Persistent Authenticated Dictionaries and Their Applications. In *Proceedings of the Information Security Conference (ISC 2001)* (Malaga, Spain, Oct. 2001), vol. 2200 of *Lecture Notes in Computer Science*, Springer, pp. 379–393.
- [2] ANSPER, A., BULDAS, A., SAAREPERA, M., AND WILLEMSON, J. Improving the Availability of Time-Stamping Services. In *Proceedings of the 6th Australasian Conference on Information and Privacy (ACISP 2001)* (Sydney, Australia, July 2001).
- [3] BAYER, R. Symmetric binary B-trees: Data structure and maintenance algorithms. *Acta Informatica* 1 (1972), 290–306.
- [4] BAYER, R., AND MCCREIGHT, E. M. Organization and Maintenance of Large Ordered Indexes. *Acta Informatica* 1, 3 (1972), 173–189.
- [5] BENALOH, J., AND DE MARE, M. Efficient Broadcast Time-stamping. Tech. Rep. TR-MCS-91-1, Clarkson University, Department of Mathematics and Computer Science, Apr. 1991.
- [6] BULDAS, A., LAUD, P., AND LIPMAA, H. Accountable Certificate Management using Undeniable Attestations. In *Proceedings of the 7th ACM Conference on Computer and Communications Security (CCS 2000)* (Athens, Greece, Nov. 2000), pp. 9–17.
- [7] BULDAS, A., LAUD, P., AND LIPMAA, H. Eliminating Counterevidence with Applications to Accountable Certificate Management. *Journal of Computer Security* (2002). To appear.
- [8] BULDAS, A., LAUD, P., LIPMAA, H., AND WILLEMSON, J. Time-stamping with Binary Linking Schemes. In *Advances on Cryptology (CRYPTO 1998)* (Santa Barbara, USA, Aug. 1998), H. Krawczyk, Ed., vol. 1462 of *Lecture Notes in Computer Science*, Springer, pp. 486–501.
- [9] CORMEN, T. H., LEISERSON, C. E., AND RIVEST, R. L. *Introduction to Algorithms*, first ed. McGraw-Hill, 1989.
- [10] GOODRICH, M. T., TAMASSIA, R., AND SCHWERIN, A. Implementation of an Authenticated Dictionary with Skip Lists and Commutative Hashing. In *2001 DARPA Information Survivability Conference and Exposition (DISCEX 2001)* (Anaheim, CA, USA, June 2001).
- [11] HABER, S., AND STORNETTA, W. S. How to Time-stamp a Digital Document. *Journal of Cryptology: the Journal of the International Association for Cryptologic Research* 3, 2 (1991), 99–111.
- [12] JUST, M. Some Timestamping Protocol Failures. In *Proceedings of the Symposium on Network and Distributed Security (NDSS 98)* (San Diego, CA, USA, Mar. 1998), Internet Society.
- [13] KOCHER, P. On Certificate Revocation and Validation. In *Financial Cryptography (FC 1998)* (1998), vol. 1465 of *Lecture Notes in Computer Science*, Springer, pp. 172–177.
- [14] LAMPORT, L. Time, Clocks, and the Ordering of Events in a Distributed System. *Communications of the ACM* 21, 7 (July 1978), 558–565.
- [15] LAMPORT, L., SHOSTAK, R., AND PEASE, M. The Byzantine Generals Problem. *ACM Transactions on Programming Languages and Systems* 4, 3 (July 1982), 382–401.
- [16] MANIATIS, P., AND BAKER, M. Enabling the Archival Storage of Signed Documents. In *Proceedings of the USENIX Conference on File and Storage Technologies (FAST 2002)* (Monterey, CA, USA, Jan. 2002), USENIX Association, pp. 31–45.
- [17] MERKLE, R. C. Protocols for Public Key Cryptosystems. In *Proceedings of the 1980 Symposium on Security and Privacy* (Oakland, CA, U.S.A., Apr. 1980), IEEE Computer Society, pp. 122–133.
- [18] NAOR, M., AND NISSIM, K. Certificate Revocation and Certificate Update. In *Proceedings of the 7th USENIX Security Symposium* (San Antonio, TX, USA, Jan. 1998), pp. 217–228.
- [19] NATIONAL INSTITUTE OF STANDARDS AND TECHNOLOGY (NIST). *Federal Information Processing Standard Publication 180-1: Secure Hash Standard*. Washington, D.C., USA, Apr. 1995.
- [20] PUGH, W. Skip Lists: a Probabilistic Alternative to Balanced Trees. *Communications of the ACM* 33, 6 (June 1990), 668–676.
- [21] QUISQUATER, J. J., MASSIAS, H., AVILLA, J. S., PRENEEL, B., AND VAN ROMPAY, B. TIMESEC: Specification and Implementation of a Timestamping System. Technical Report WP2, Université Catholique de Louvain, 1999.
- [22] RATNASAMY, S., FRANCIS, P., HANDLEY, M., KARP, R., AND SHENKER, S. A Scalable Content-Addressable Network. In *Proceedings of the ACM SIGCOMM Symposium on Communication, Architecture, and Protocols* (San Diego, CA, U.S.A., Aug. 2001), ACM SIGCOMM, pp. 161–172.
- [23] STOICA, I., MORRIS, R., KARGER, D., KAASHOEK, M. F., AND BALAKRISHNAN, H. Chord: A scalable peer-to-peer lookup service for internet applications. In *Proceedings of the ACM SIGCOMM Symposium on Communication, Architecture, and Protocols* (San Diego, CA, U.S.A., Aug. 2001), ACM SIGCOMM, pp. 149–160.
- [24] SURETY, INC. Secure Time/Date Stamping in a Public Key Infrastructure. Available at <http://www.surety.com/>.