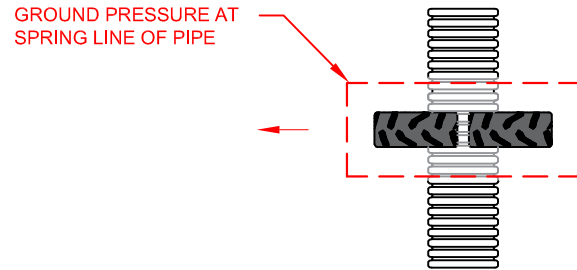
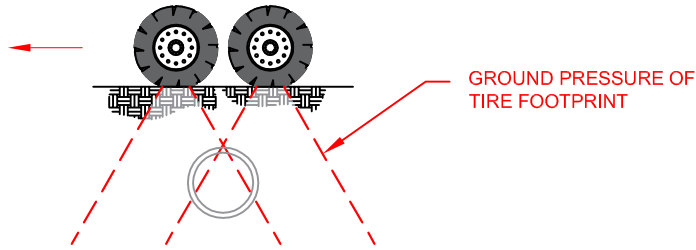
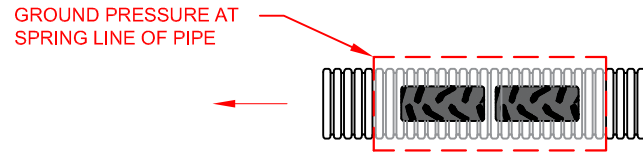
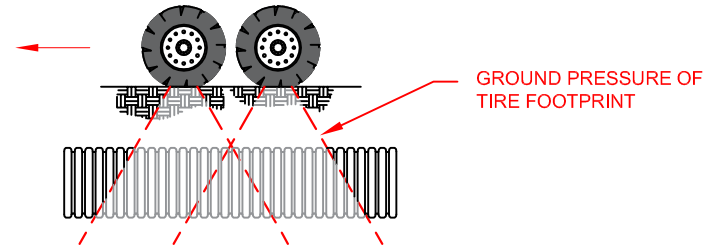


PIPE PERPENDICULAR TO TRAFFIC DIRECTION



PIPE PARALLEL TO TRAFFIC DIRECTION



NOTES:

1. MINIMUM COVER HEIGHTS ARE BASED ON LIVE LOADING CALCULATIONS PER AASHTO LRFD SECTION 12. VEHICLE LOADS ARE BASED UPON DRIVING OVER THE PIPE WHILE NOT PERFORMING OPERATIONAL TASKS.
2. COVER HEIGHTS DO NOT TAKE INTO CONSIDERATION POTENTIAL RUTTING OF DRIVE SURFACE. BACKFILL MATERIAL IS ASSUMED FULLY COMPACTED TO SURFACE.
3. IF MINIMUM COVER CANNOT BE ACHIEVED, IT IS RECOMMENDED TO PERFORM PERIODIC DEFLECTION EVALUATIONS TO ENSURE PIPE ROUNDNESS. THE USE OF STEEL PLATES, MOUNDING, OR TEMPORARY FILL MAY BE REQUIRED TO DISTRIBUTE VEHICLE LOADING.
4. CONTACT YOUR LOCAL ADS REPRESENTATIVE WHEN VEHICLES ENCOUNTERED IN THE FIELD EXCEED THE MAXIMUM LOADINGS INCLUDED IN THE TABLE. VEHICLES LISTED IN THE TABLE ARE FOR REFERENCE AND COMPARISON PURPOSES.
5. REFER TO STANDARD STD-101 & STD-101B FOR RECOMMENDED INSTALLATION PRACTICES.

VEHICLE	VEHICLE DESCRIPTION	MINIMUM TIRE	TANDEM AXLE LOAD lbs.	PIPE DIAMETER	TEMPORARY MINIMUM COVER HEIGHTS	
					CLASS I COMPACTED	CLASS II @ 95% SPD
BOBCAT S850	SKID-STEER	14-17.5	10,237 (4643kg)	12"- 48" * (300mm-1200mm)*	3" (76mm)	3" (76mm)
ECONOLINE MG0617TE	6-TON TRAILER (GVWR)	235R80-16	13,800 (6260kg)	12"- 48" (300mm-1200mm)	6" (152mm)	6" (152mm)
				60" (1500mm)	6" (152mm)	9" (229mm)
KOMASTU GD655-6	GRADER	17.5-R25	30,468 (13820kg)	12"- 48" (300mm-1200mm)	9" (229mm)	9" (229mm)
				60" (1500mm)	9" (229mm)	12" (305mm)
CAT 16M3	GRADER	23.5-R25	58,753 (26650kg)	12"- 60" (300mm-1500mm)	12" (305mm)	15" (381mm)
CAT 730C	ARTICULATED TRUCK	23.5-R-25	74,538 (33810kg)	12"- 60" (300mm-1500mm)	15" (381mm)	18" (457mm)
KOMATSU HM400-5	ARTICULATED TRUCK	29.5-R-25	115,288 (52294kg)	12"- 15" (300mm-375mm)	18" (457mm)	21" (533mm)
				18"- 60" (450mm-1500mm)	21" (533mm)	24" (610mm)

* COVER OVER 60" (1500mm) PIPE SHOULD BE NO LESS THAN 6" (152mm)

© 2016 ADS, INC.

REV.	DESCRIPTION	BY	MM/DD/YY	CHK'D

ADVANCED DRAINAGE SYSTEMS, INC. ("ADS") HAS PREPARED THIS DETAIL BASED ON INFORMATION PROVIDED TO ADS. THIS DRAWING IS INTENDED TO DEPICT THE COMPONENTS AS REQUESTED. ADS HAS NOT PERFORMED ANY ENGINEERING OR DESIGN SERVICES FOR THIS PROJECT. NOR HAS ADS INDEPENDENTLY VERIFIED THE INFORMATION SUPPLIED. THE INSTALLATION DETAILS PROVIDED HEREIN ARE GENERAL RECOMMENDATIONS AND ARE NOT SPECIFIC FOR THIS PROJECT. THE DESIGN ENGINEER SHALL REVIEW THESE DETAILS PRIOR TO CONSTRUCTION. IT IS THE DESIGN ENGINEERS RESPONSIBILITY TO ENSURE THE DETAILS PROVIDED HEREIN MEETS OR EXCEEDS THE APPLICABLE NATIONAL, STATE, OR LOCAL REQUIREMENTS AND TO ENSURE THAT THE DETAILS PROVIDED HEREIN ARE ACCEPTABLE FOR THIS PROJECT.

**TANDEM AXLE VEHICLE
TEMPORARY MINIMUM COVER (HDPE)**

DRAWING NUMBER: STD-111B



4640 TRUEMAN BLVD
HILLIARD, OHIO 43026

DRAWN BY:	CMF
DATE:	2/19/2016
CHK'D BY:	
SCALE:	NTS
SHEET:	1 OF 1