

# Entrance Floor Mats & Gratings

CSI Division 12 48 13 – 12 48 16

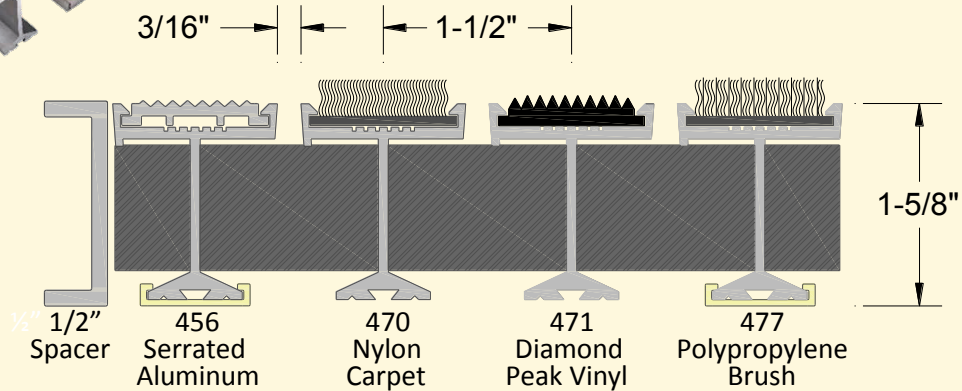


All Reese Enterprises, Inc. products exceed the criteria needed to meet the Buy American Act (BAA) requirements. All Reese products are made in the U.S.A. and manufactured in Rosemount, MN.

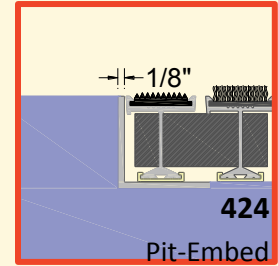
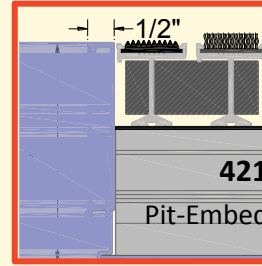
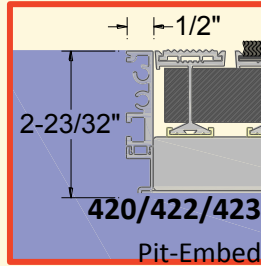
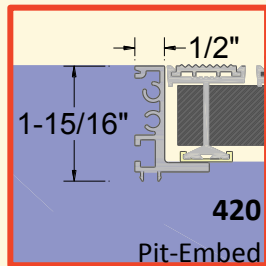
# PERFEC GRATE™ – Heavy Traffic Applications 800-824-3348



- These rigid grates are designed by locking and welding together for maximum strength while being easily maneuvered by undocking each section.
- The deep pit allows high traffic entrances to collect all the rain, snow, dirt, and debris ample space to collect until maintenance.



## FRAME OPTIONS:



# PERFEC GRATE & MAT INSERT COLORS


## Carpet



## Polypropylene Brush




## Diamond Peak Vinyl



## Serrated Anodized Aluminum



Please note: colors represented on this page are approximations and may deviate from actual insert colors. Please request a color sample card for accurate color matching.



**—** OUTSIDE FRAME DIMENSIONS - Recessed pit WITHOUT frames, dimensions will include frames.

**- - - - -** INSIDE FRAME/OPENING DIMENSIONS - Recessed pit WITH frames, dimensions are from frame to frame.

**—** OUTSIDE MAT DIMENSIONS - Surface mounted mat dimensions or replacement dimensions.



P.O. Box 459, Rosemount, MN 55068-0459  
 PHONE: (651) 423-1174 / (800) 824-3348  
 FAX: (651) 423-1310 / (800) 310-9853  
 EMAIL: [Info@reeseusa.com](mailto:Info@reeseusa.com)  
[www.reeseusa.com](http://www.reeseusa.com)

