

Alpha

Workstation



AWM

AWM
AMARO



Features:

Elevate your workspace with the Alpha fixed height workstation range by AWM, where bold industrial styling meets versatility.

With a distinctive steel frame structure and solid timber leg inserts, Alpha workstations offer configurations in single, back-to-back, 90-degree, and 120-degree formats. Standard configurations seamlessly integrate with AWM's full range of power & data modules, accessories, and monitor arm options, ensuring a versatile and clutter-free workspace.

Certifications:




Specifications:

Warranty	10 Years
Lead Time	4 - 6 Weeks
Leg Profile	75mm Square profile
Height	725mm (including 25mm desktop)
Finishes	Black (RAL 9005) or White (RAL 9016) Solid American White Ash
Certifications	GECA Level A Certified Australian Made

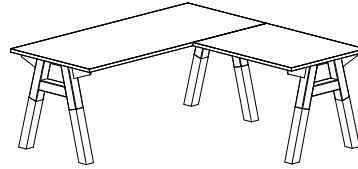
Configurations:

Single-Sided




W 1200 - 2000mm
D 700 - 900mm
H 725mm

L-Shape




W 1200 - 2000mm x 1400 - 2000mm
D 750 - 900mm x 600 - 800mm
H 725mm

Back-to-Back




W 1200 - 2000mm
D 750 - 850mm
H 725mm

Back-to-Back Cluster



W 1200 - 2000mm
D 750 - 850mm
H 725mm

120° Cluster



W 1200 - 2000mm
D 750 - 850mm
H 725mm

Dimensions given are for each individual worktop.
Heights include the thickness of a standard 25mm worktop.