

# Learn to tell the time #1

## o'clock, half past quarter to & quarter past



### 38 Boom cards

Click [HERE](#) for a playable preview

Learn to tell the time 1 is a fantastic way to help students and small children learn to read an analog clock.

Featuring the **Bounce Learning Kids** custom designed clock-face, these learn to tell the time decks are easy to read, intuitive and instructive. Color-coding provides a visual cue to help understand the elements of the clock and how to read it correctly.

This deck features the following times:

- o'clock
- half past
- quarter to
- quarter past

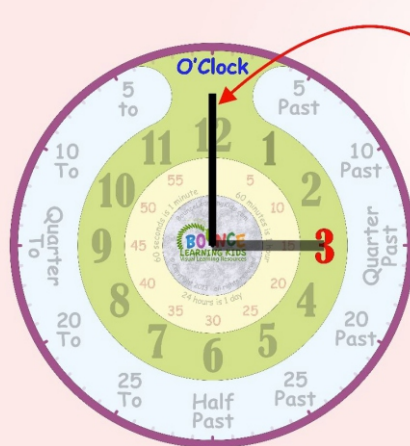
Each card depicts 4 clock faces, representing 4 different times from one of the above 4 types. Simply select the correct clock face that shows the indicated time. Only 1 of the 4 presented clocks tells the correct time as indicated.

This deck comes with 8 instruction cards which carefully and clearly explain how to correctly read the time on an analog clock. Thereafter, there are 30 randomised question cards broken down as follows:

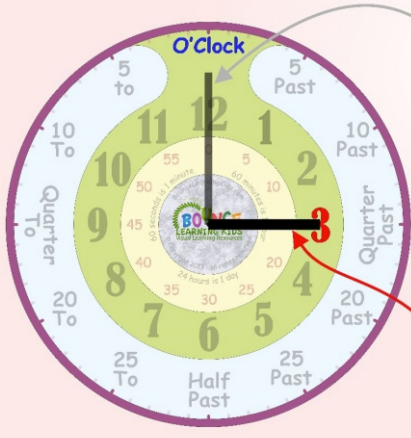
- 12 o'clock question cards
- 6 half past question cards
- 6 quarter to question cards
- 6 quarter past question cards



Let's learn to tell the time.

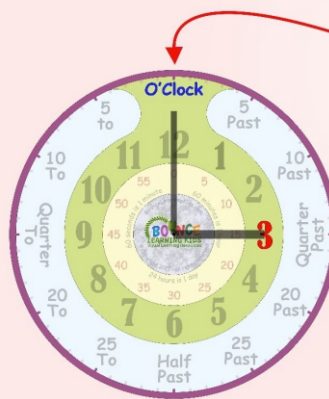


The big hand counts the minutes.

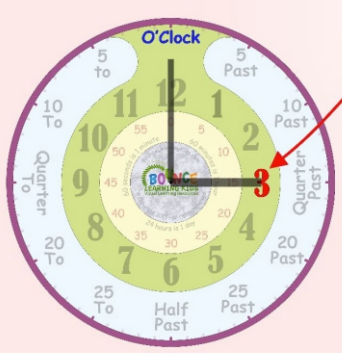


The big hand counts the minutes.

The little hand counts the hours.

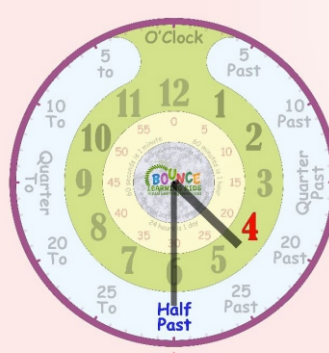


When the big hand is pointing straight up, that means it's something o'clock.

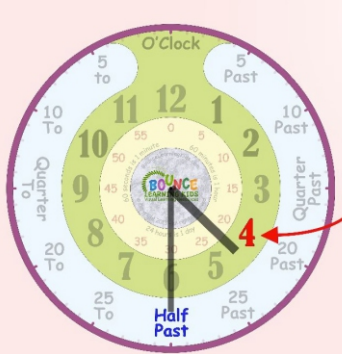


The little hand tells you what that something is.

So the time on this clock is **3 o'clock**

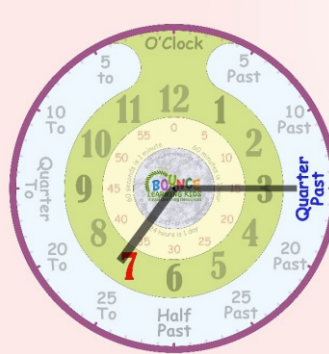


When the big hand is pointing straight down, that means it's half past something.



The little hand tells you what that something is.

It's half way between 4 & 5, so the time on this clock is **half past 4**



For everything else, say what the big hand points to first, then what the little hand is closest to.

So the time on this clock is **quarter past 7**

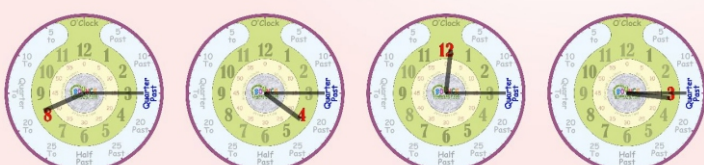
Which clock shows **8 o'clock**



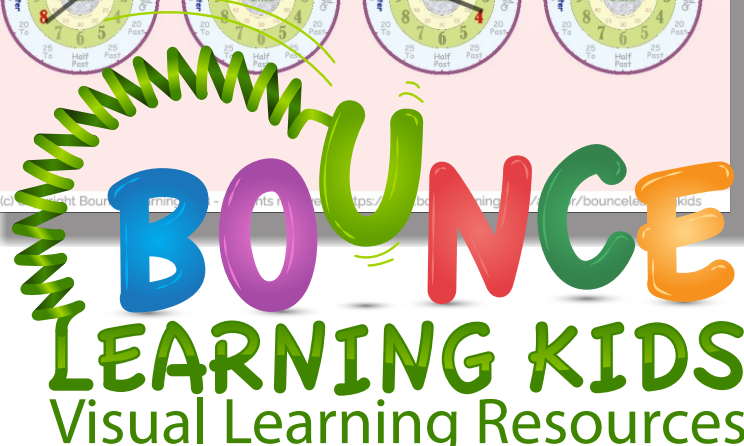
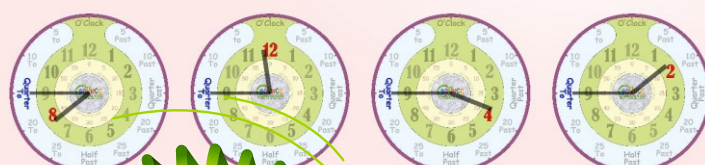
Which clock shows **half past 3**



Which clock shows **quarter past 8**



Which clock shows **quarter to 12**



You may be eligible for a free trial from Boom Learning. Read here for details: <http://bit.ly/BoomTrial>. If you choose not to stay on a premium account after your free trial, you will still be able to assign all your Boom Cards to as many students as you see fit using Fast Play pins (which give instant feedback for decks that are self-grading).