

# Learn to tell the time #2

## 5 to, 5 past, 10 to, 10 past, 20 to, 20 past, 25 to & 25 past



### 32 Boom cards

Click [HERE](#) for a playable preview

Learn to tell the time 2 is a fantastic way to help students and small children learn to read an analog clock.

Featuring the **Bounce Learning Kids** custom designed clock-face, these learn to tell the time decks are easy to read, intuitive and instructive. Color-coding provides a visual cue to help understand the elements of the clock and how to read it correctly.

This deck features the following times:

- 5 to & 5 past
- 10 to & 10 past
- 20 to & 20 past
- 25 to & 25 past

Each card depicts 4 clock faces, representing 4 different times from one of the above 4 types. Simply select the correct clock face that shows the indicated time. Only 1 of the 4 presented clocks tells the correct time as indicated.

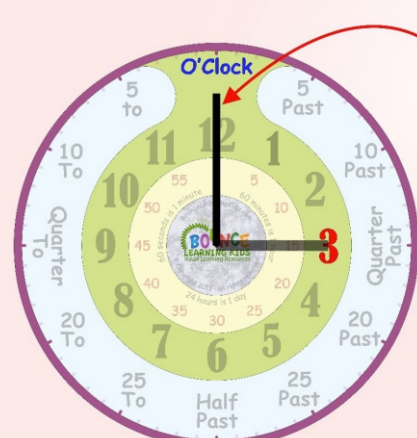
This deck comes with 8 instruction cards which carefully and clearly explain how to correctly read the time on an analog clock. Thereafter, there are 30 randomised question cards with 3 cards of each of the above types of time represented.



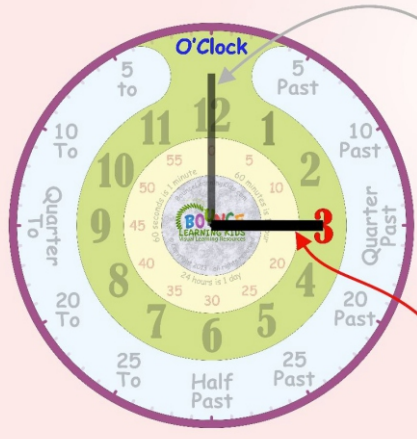
Let's learn to tell the time.



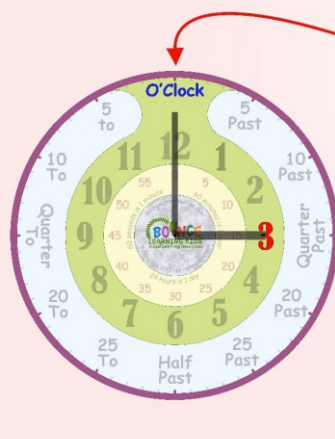
© Copyright Bounce Learning Kids - all rights reserved - <https://www.boomlearning.com/author/bouncelearningkids>



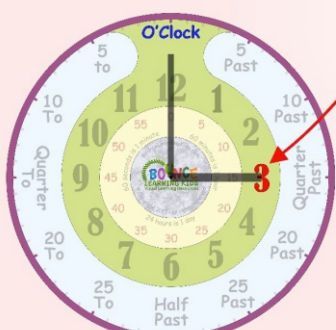
© Copyright Bounce Learning Kids - all rights reserved - <https://www.boomlearning.com/author/bouncelearningkids>



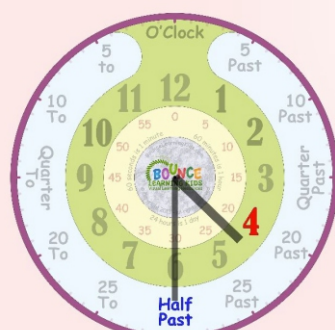
© Copyright Bounce Learning Kids - all rights reserved - <https://www.boomlearning.com/author/bouncelearningkids>



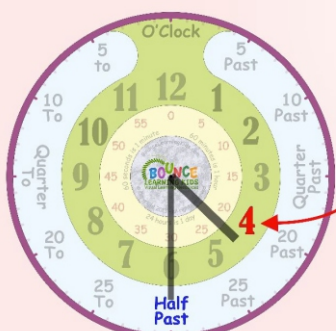
© Copyright Bounce Learning Kids - all rights reserved - <https://www.boomlearning.com/author/bouncelearningkids>



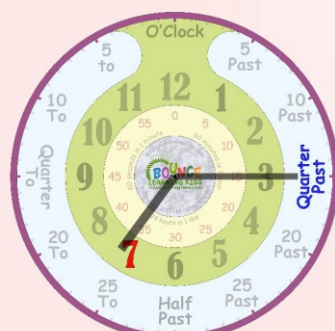
© Copyright Bounce Learning Kids - all rights reserved - <https://www.boomlearning.com/author/bouncelearningkids>



© Copyright Bounce Learning Kids - all rights reserved - <https://www.boomlearning.com/author/bouncelearningkids>



© Copyright Bounce Learning Kids - all rights reserved - <https://www.boomlearning.com/author/bouncelearningkids>



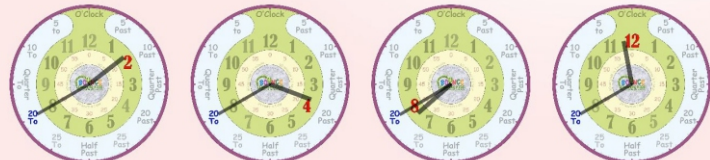
© Copyright Bounce Learning Kids - all rights reserved - <https://www.boomlearning.com/author/bouncelearningkids>

Which clock shows 25 past 2



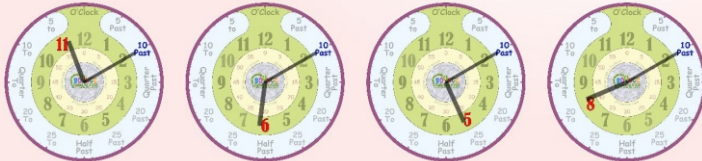
© Copyright Bounce Learning Kids - all rights reserved - <https://www.boomlearning.com/author/bouncelearningkids>

Which clock shows 20 to 12



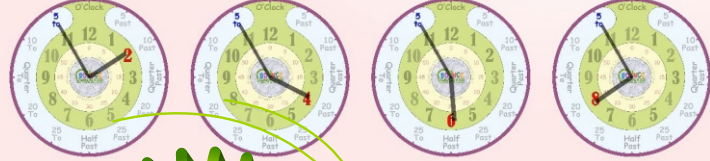
© Copyright Bounce Learning Kids - all rights reserved - <https://www.boomlearning.com/author/bouncelearningkids>

Which clock shows 10 past 6

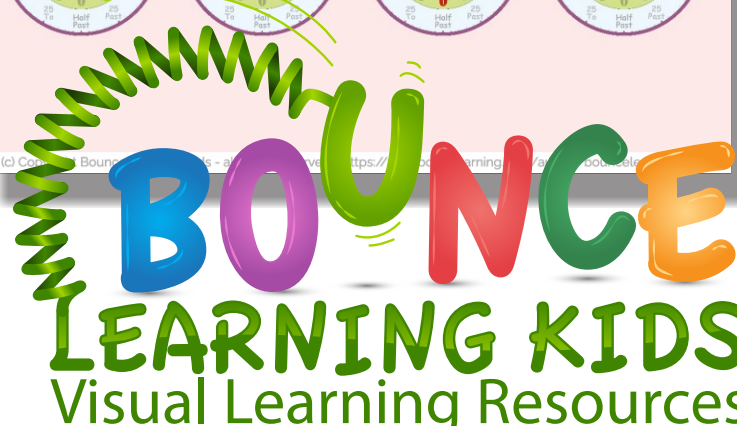


© Copyright Bounce Learning Kids - all rights reserved - <https://www.boomlearning.com/author/bouncelearningkids>

Which clock shows 5 to 4



© Copyright Bounce Learning Kids - all rights reserved - <https://www.boomlearning.com/author/bouncelearningkids>



You may be eligible for a free trial from Boom Learning. Read here for details: <http://bit.ly/BoomTrial>. If you choose not to stay on a premium account after your free trial, you will still be able to assign all your Boom Cards to as many students as you see fit using Fast Play pins (which give instant feedback for decks that are self-grading).