

Learn to tell the time #3

o'clock, half past quarter to & quarter past



40 Boom cards

Click [HERE](#) for a playable preview

Learn to tell the time 3 is a fantastic way to help students and small children learn to read an analog clock.

Featuring the Bounce Learning Kids custom designed clock-face, these learn to tell the time decks are easy to read, intuitive and instructive. Color-coding provides a visual cue to help understand the elements of the clock and how to read it correctly.

This deck features the following times:

- o'clock
- half past
- quarter to
- quarter past

Each card depicts a clock face with a specific time indicated. Adjacent are 6 different times to choose from. Simply select the correct time from the list of six that matches what's on the clock face. Only 1 of the 6 choices matches with the time shown on the clock.

This deck comes with 8 instruction cards which carefully and clearly explain how to correctly read the time on an analog clock. Thereafter, there are 32 randomised question cards broken down as follows:

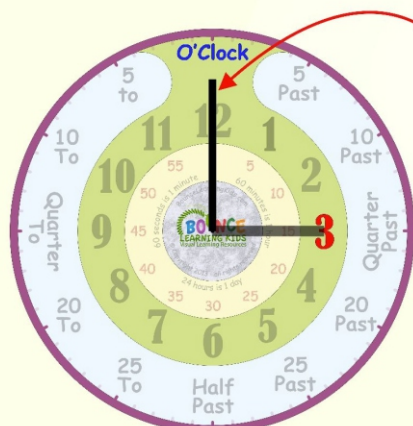
- 8 question cards depicting something o'clock
- 8 question cards depicting half past something
- 8 question cards depicting quarter to something
- 8 question cards depicting quarter past something



Let's learn to tell the time.

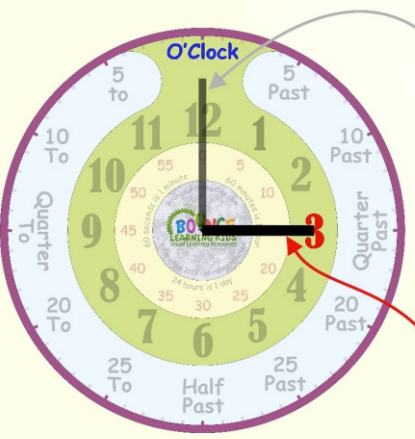


© Copyright Bounce Learning Kids - all rights reserved - <https://www.boomlearning.com/author/bouncelearningkids>



The big hand counts the minutes.

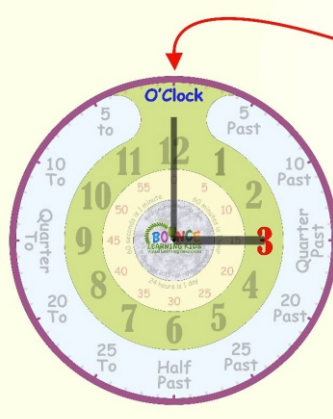
© Copyright Bounce Learning Kids - all rights reserved - <https://www.boomlearning.com/author/bouncelearningkids>



The big hand counts the minutes.

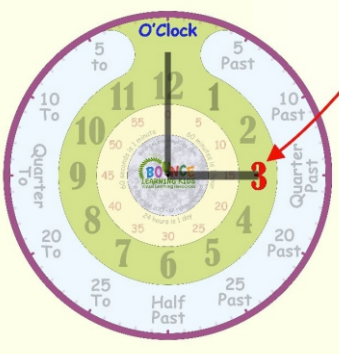
The little hand counts the hours.

© Copyright Bounce Learning Kids - all rights reserved - <https://www.boomlearning.com/author/bouncelearningkids>



When the big hand is pointing straight up, that means it's something o'clock.

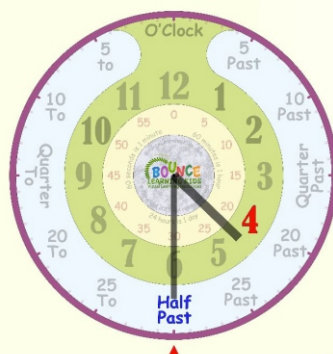
© Copyright Bounce Learning Kids - all rights reserved - <https://www.boomlearning.com/author/bouncelearningkids>



The little hand tells you what that something is.

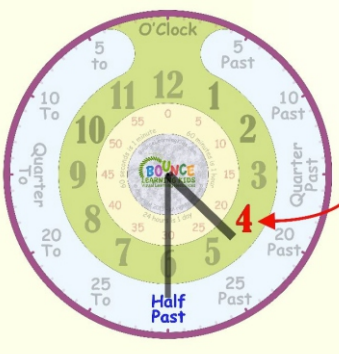
So the time on this clock is **3 o'clock**

© Copyright Bounce Learning Kids - all rights reserved - <https://www.boomlearning.com/author/bouncelearningkids>



When the big hand is pointing straight down, that means it's half past something.

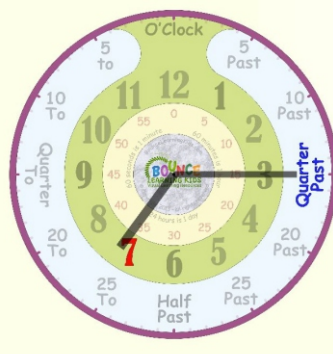
© Copyright Bounce Learning Kids - all rights reserved - <https://www.boomlearning.com/author/bouncelearningkids>



The little hand tells you what that something is.

It's half way between 4 & 5, so the time on this clock is **half past 4**

© Copyright Bounce Learning Kids - all rights reserved - <https://www.boomlearning.com/author/bouncelearningkids>

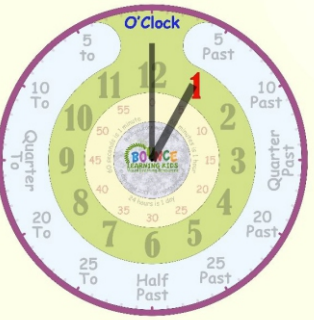


For everything else, say what the big hand points to first, then what the little hand is closest to.

So the time on this clock is **quarter past 7**

© Copyright Bounce Learning Kids - all rights reserved - <https://www.boomlearning.com/author/bouncelearningkids>

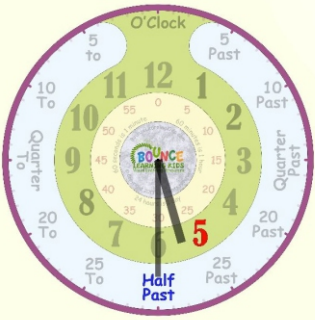
What time is it?



- quarter to 1
- half past 5
- 3 o'clock
- 20 past 11
- 5 to 2
- 1 o'clock

© Copyright Bounce Learning Kids - all rights reserved - <https://www.boomlearning.com/author/bouncelearningkids>

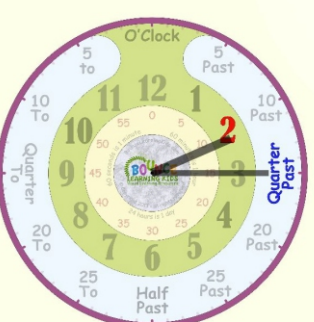
What time is it?



- half past 5
- 5 past 3
- half past 3
- quarter to 5
- 6 o'clock
- 10 to 4

© Copyright Bounce Learning Kids - all rights reserved - <https://www.boomlearning.com/author/bouncelearningkids>

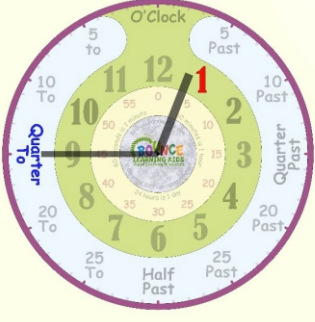
What time is it?



- quarter to 6
- quarter past 8
- 10 to 2
- 5 past 7
- quarter past 2
- half past 3

© Copyright Bounce Learning Kids - all rights reserved - <https://www.boomlearning.com/author/bouncelearningkids>

What time is it?



- quarter to 7
- quarter past 2
- 9 o'clock
- quarter to 1
- half past 6
- quarter to 4

© Copyright Bounce Learning Kids - all rights reserved - <https://www.boomlearning.com/author/bouncelearningkids>

LEARNING KIDS
Visual Learning Resources

You may be eligible for a free trial from Boom Learning. Read here for details:

<http://bit.ly/BoomTrial>. If you choose not to stay on a premium account after your free trial, you will still be able to assign all your Boom Cards to as many students as you see fit using Fast Play pins (which give instant feedback for decks that are self-grading).