




Assessing ButterfLies in Europe

ABLE Newsletter 2019

Welcome to the first newsletter of the ABLE project. There has been a great deal of activity since the project started in December 2018 and thanks to the enthusiasm of our partners we have made good progress against the project objectives. This newsletter aims to give updates on the project to ABLE partners and to anyone interested in butterfly monitoring.

Please forward the newsletter to friends and colleagues interested in butterfly monitoring. You can use the links below



[Share](#)



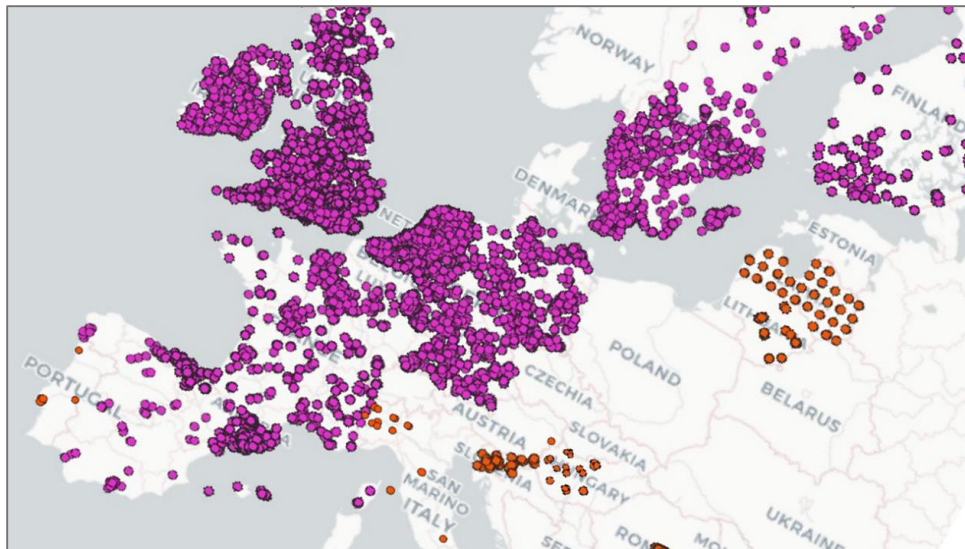
[Tweet](#)



[Share](#)



[Pin](#)



eBMS Network


The European Butterfly Monitoring Scheme (eBMS) started in 2014 to bring together data from existing monitoring schemes into a central database and create a big butterfly community. It also provides support and materials via its website www.butterfly-monitoring.net

So far **16 schemes** have joined the eBMS from 14 countries. We are very grateful for their co-operation and support, with thousands of volunteers counting butterflies and huge effort from the coordinators. With the ABLE project, we managed to include more countries, more schemes and the network grows every day. Italy, Portugal, Austria, Cyprus, Hungary... continue reading to discover the news from them.

[Read more...](#)

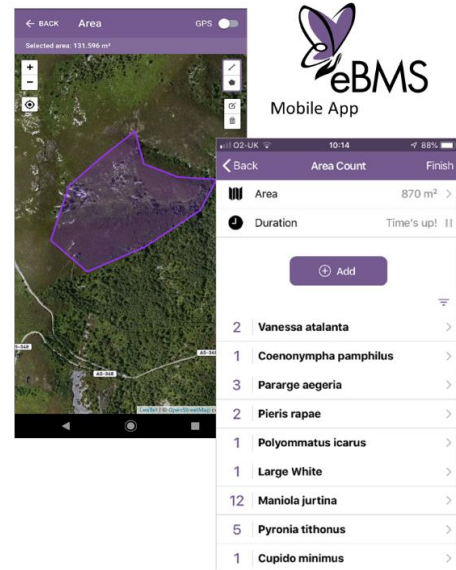
Materials & Tools

From the ABLE project, we produced new materials to help new Monitoring Schemes to start and to assist recorders in the field. You can find a new [Transect Manual](#), an [eBMS leaflet](#) and [Field Guides](#) for regions in Italy. We have developed a website to support butterfly monitoring that is being actively used to help run new schemes in Italy and Portugal.



We have also developed a [new mobile application](#) for collecting butterfly abundance data in the field, based on 15 minutes counts. It is designed for use in areas where weekly transect counts are not possible (eg remote areas, or urban areas, or where people do not have time to run a weekly transect).

[Read more...](#)



Discover the eBMS community:

Profile of a new BMS coordinator

An interview with one of the new BMS coordinators in Europe, **Simona Bonelli** from Italy. She tells us how this first year was preparing and organising the Italian BMS and which positive results could motivate other countries to join and start a BMS.

[Read more...](#)



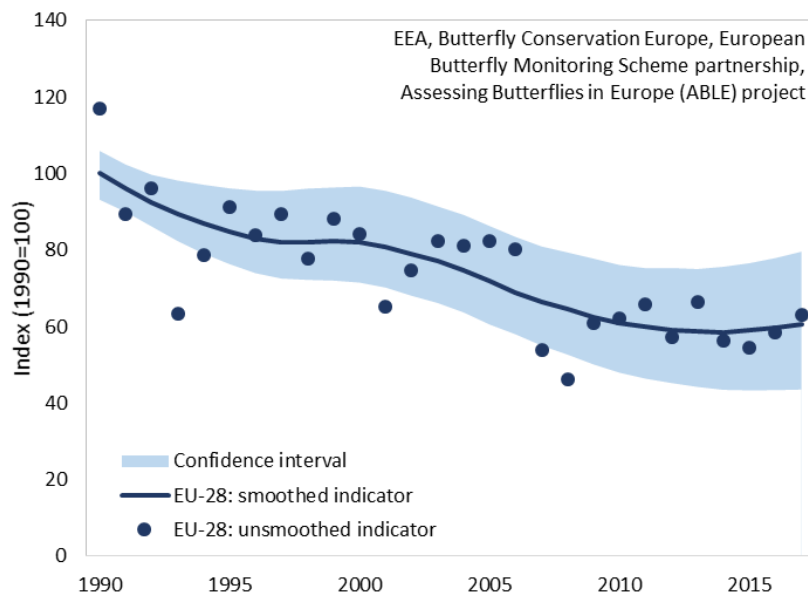
For the next Newsletter, we would like to show more about the eBMS community. Take a picture of you in your transect to show the variety of volunteers that help counting butterflies in Europe!

Send it to cristina.sevilleja@vlinderstichting.nl


Results

We are already beginning to get some important new results from the data gathered by the eBMS. A new **Butterfly Grassland Indicator** shows a **39% decline** of grassland butterflies since 1990, suggesting a serious decline of grassland habitats. We also have some fascinating examples of **species trends** across Europe. We are now working on a new suite of indicators that will help us understand the changing fortunes of butterflies across Europe and provide data to improve European policies for protecting the environment.

[Read more...](#)



Butterfly Grassland Indicator: 39% decline of grassland butterflies in Europe



Future Plans

Our main priorities for the coming year are to continue adding data into the eBMS for more countries and produce a suite of **policy-relevant indicators** for a range of butterfly habitats as well as assessing climate change impacts. We will also work with partners to develop schemes in new countries and continue to provide support and materials for all countries with schemes. A final priority is to apply for funds to continue the project beyond 2020 to ensure we have a robust and sustainable system of gathering butterfly monitoring data in the long term.

[Read more...](#)

"Workshop Calculating butterfly indexes, trends and indicators"

For BMS coordinators, Wednesday 1st April 2020, Wageningen

In the ABLE project, new tools have been developed to make it easier for regional and national coordinators of Butterfly Monitoring Schemes to calculate indexes and trends as well as build indicators. This workshop will focus on the background of the method and learning how to use the tools.

The workshop will be on the day before the symposium **Future of Butterflies**, thus reducing travel expenses and time. For the workshop itself, no costs will be involved. Participants should have at least a basic understanding of R, and have it installed on their laptop, which they should take to the workshop. The workshop will be given by Reto Schmucki, Emily Dennis, David Roy, Chris van Swaay and others. You will receive an email soon with the details.

Acknowledgments: for the EU support, all the volunteers, coordinators and collaborators that made possible this network



Copyright © 2019 eBMS, All rights reserved.

For suggestions or feedback contact: cristina.sevilleja@vlinderstichting.nl

Want to change how you receive these emails?
You can [update your preferences](#) or [unsubscribe from this list](#).

