

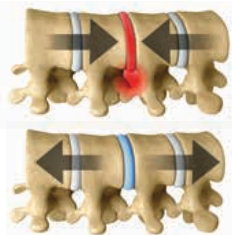
Get to the Root

Clinic Traction

Spine treatment targeting the **ROOT CAUSE** of pain

Chattanooga® Clinic Traction provides pain treatment that gets to the root of Cervical and Lumbar pain, allowing clinicians to utilize mechanical traction as an adjunctive therapy.

Relieves pain and helps restore function by mobilizing the muscles, ligaments and joints **DECOMPRESSING** the **NERVE ROOTS** and distracting intervertebral discs

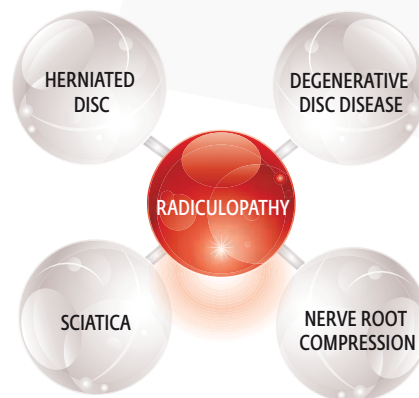


- Reduces Disc Pressure
- Relieves Nerve Root Compression
- Improves Blood Flow
- Relaxes Muscles




Effective for **MORE**
than herniated discs

Traction may also be effective for the following conditions:



Graduated static, intermittent and cyclic tension options provide the feel of **HANDS-ON** therapy

- Controlled, consistent & repeatable traction force
- Ability to maintain clinically effective forces regardless of patient size
- Quick and easy belting provides comfortable and stable anchoring
- Multiple table adjustments to achieve ideal treatment positioning



Traction Head Screen



Cervical Option



Table Adjuster

VITAL COMPONENT in a comprehensive spine therapy program

- Compliments manual therapy and other modalities
- Applicable for acute, sub-acute and chronic conditions
- Reduces physical demands on the clinician
- Helps optimize patient flow efficiency





Get to the Root

References

1. Nachemson A, Elfstrom G. Intravital dynamic pressure measurements in the lumbar discs. *Scand J Rehabil Med*. 1970;[vol](suppl 1):1.
2. Gupta RC, Ramarao SV. Epidurography in the reduction of lumbar disc prolapse by traction. *Arch Phys Med Rehab*. 1978;59:322-327.
3. Onel D, Tuzlaci M, Sari H, et al. Computed tomographic investigation of the effect of traction on lumbar disc herniations. *Spine*. 1989;14:82-90.
4. Komori H, Shinomiya K, Nakai O, et al. The natural history of herniated nucleus pulposus with radiculopathy. *Spine*. 1996;21:225-229.
5. Saal JA, Saal JS. Nonoperative treatment of herniated lumbar intervertebral disc with radiculopathy: an outcome study. *Spine*. 1989;14(4):431-437.
6. Neck traction could be considered as a therapy of choice for radiculopathy caused by herniated discs, even in cases of large-volume herniated discs. *J Manipulative Physiol Ther*. 2002;25(3):188-192.
7. Article title.] *J Orthop Sports Phys Ther*. 2004;34(11):701-712.
8. Saal JS, Saal JA, Yurth EF. Nonoperative management of herniated cervical intervertebral disc with radiculopathy. *Spine*. 1996;21:1877-1883.
9. Intermittent cervical traction for cervical radiculopathy caused by large-volume herniated discs. *J Manipulative Physiol Ther*. 2002;25(3):188-192. PMID: 11986581.
10. Chung TS, Lee YJ, Kang SW, et al. Reducibility of cervical disk herniation: evaluation at MR imaging during cervical traction with a nonmagnetic traction device. *Radiology*. 2002;225(3):895-898.
11. Matthews JA, Hickling J. Lumbar traction: a double-blind controlled study for sciatica. *Rheumatol Rehabil*. 1975;14:222-225.
12. Parsons WB, Cumming JDA. Mechanical traction in lumbar disc syndrome. *Can Med J*. 1957;77:7-10.
13. Ellenberg MR, et al. Cervical radiculopathy. *Arch Phys Med Rehab*. 1994;75:342-352.
14. Research on the effectiveness of intermittent cervical traction therapy, using short-latency somatosensory evoked potentials. *J Orthop Sci*. 2002;7(2):[page(s)].
15. The influence of cervical traction, compression, and spurling test on cervical intervertebral foramen size. *Spine*. 2009;34(16):1658-1662.
16. Fater DCW, Kernozek TW. Comparison of cervical vertebral separation in the supine and seated positions using home traction units. *Physiotherapy Theor Pract*. 2008;24(6):430-436.
17. Graham N, Gross AR, Goldsmith C, and the Cervical Overview Group. Mechanical traction for mechanical neck disorders: a systematic review. *J Rehabil Med*. 2006;38: 145-152.
18. Zylbergold R, Piper M. Cervical spine disorders: a comparison of three types of traction. *Spine*. 1985;10:867-871.
19. Cleland JA, Fritz JM, Whitman JM, Heath R. Predictors of short-term outcome in people with a clinical diagnosis of cervical radiculopathy. *Phys Ther*. 2007;87(12):1-14.
20. Cleland JA, Whitman JM, Fritz JM, et al. Manual physical therapy, cervical traction and strengthening exercises in patients with cervical radiculopathy: a case series. *J Orthop Sports Phys Ther*. 2005;35(12):802-811.
21. Honet JC, Puri K. Cervical radiculitis: treatment and results in 82 patients. *Arch Phys Med Rehabil*. 1976;57:12-16.
22. Moetti P, Marchetti G. Clinical outcome from mechanical intermittent cervical traction for the treatment of cervical radiculopathy: a case series. *J Orthop Sports Phys Ther*. 2001;3(4):207-213.
23. Waldrop MA. Diagnosis and treatment of cervical radiculopathy using a clinical prediction rule and a multimodal intervention approach: a case series. *J Orthop Sports Phys Ther*. 2006;36:152-159.
24. Raney NH, Petersen EJ, Smith TA, et al. Development of a clinical prediction rule to identify patients with neck pain likely to benefit from cervical traction and exercise. *Eur Spine J*. 2009;18(3):382-391.



DJO, LLC | A DJO Global Company
T 800.336.6569 **D** 760.727.1280 **F** 800.936.6569
1430 Decision Street | Vista, CA 92081-8553 | U.S.A.
DJOglobal.com