

# SHOPWORKS WORKSHOPS

SPANNERS &  
WRENCHES



# WORKSHOPS

W O R K S H O P T O O L S M I N I



**Chetak**<sup>®</sup>  
TRUSTED TOOLS

**VOLUME-3**

[www.chetaktoolsindia.com](http://www.chetaktoolsindia.com)

# PROFESIONAL SERIES

**EXTRA COMFORT & EFFECTIVE GRIP** Larger side handle and recess frame handle design maximize the comfort with the hand.

**CHROME VANADIUM STEEL MATERIAL** High torque performance as over 2 times as ANSI & DIN Standard. Professional quality for maximum durability and corrosion resistance.

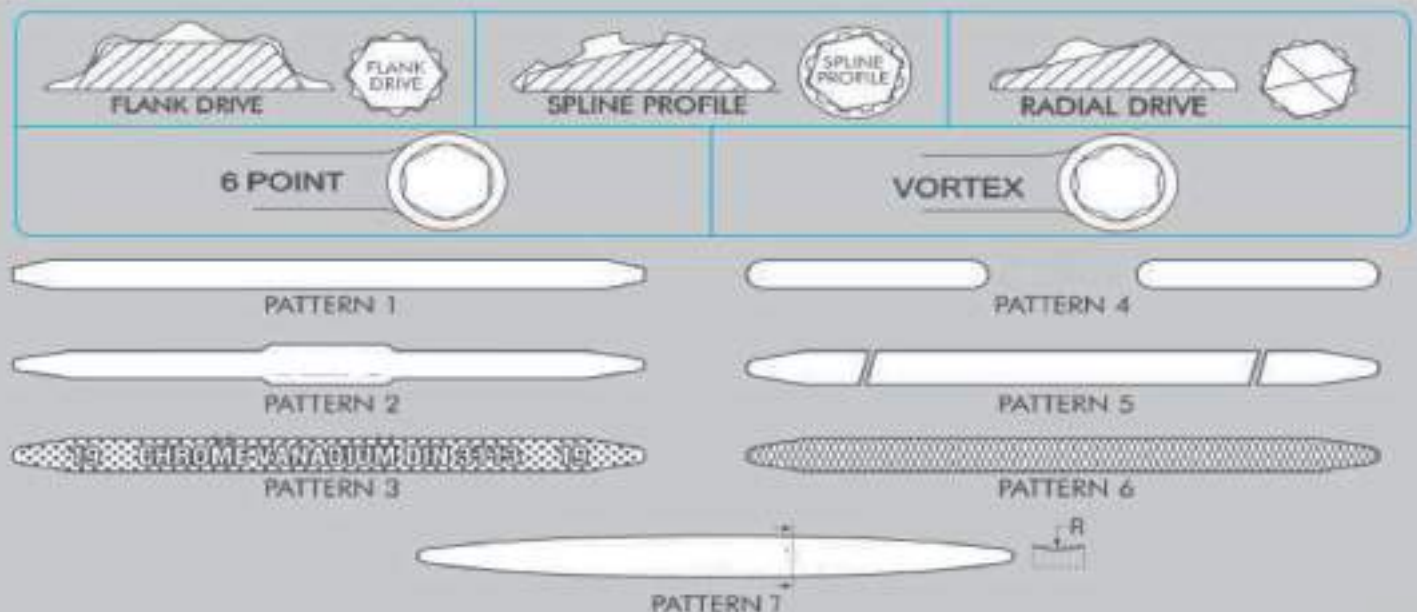

**CTS : 2061 (DIN 3113)**  
COMBINATION WRENCHES 15° Offset  
Sizes : 6 to 32mm



**CTS : 2051 (DIN 3110)**  
DOUBLE OPEN-END WRENCHES  
Sizes : 6x7 to 30x32mm



**CTS : 2031 (DIN 838)**  
BOX-END WRENCHES 75° Offset  
Sizes : 6x7 to 30x32mm



# COMBINATION WRENCHES DIN 3113



## CTS : 1061

Sizes : 6 to 32mm  
COLD COINED  
& STAMPED



## CTS : 161

Sizes : 6 to 32mm  
FULLY POLISHED  
ELLIPTICAL PATTERN



## CTS : 61

RECESS PANEL  
Size : 6 to 32mm  
1/4" to 1-1/4" SAE



## DIN 3113 B

### CTS : 6012

DEEP OFFSET  
Size : 5 to 32mm  
1/4" to 1-1/4" SAE



### CTS : 611

SHALLOW OFFSET  
Size : 5 to 32mm  
1/4" to 1-1/4" SAE



### CTS : 6110

SHALLOW OFFSET  
Size : 6 to 32mm  
1/4" to 1-1/4" SAE  
FULLY POLISHED  
ELLIPTICAL PATTERN



SETS	SIZES
3M	8, 10, 12MM
6M I	6, 9, 10, 13, 15 & 17MM
6M II	8, 10, 12, 13, 14, 17MM
6M III	9, 10, 11, 14, 17, 19MM
6M IV	11, 12, 13, 14, 15, 16MM
7M	10, 11, 12, 13, 14, 17, 19MM
7A	3/8, 7/16, 1/2, 9/16, 5/8, 11/16 & 3/4"
8A	5/16, 3/8, 7/16, 1/2, 9/16, 5/8, 11/16, 3/4"
8M I	6, 8, 9, 10, 13, 15, 17 & 19MM
8M II	8, 9, 10, 12, 13, 14, 17 & 19MM
8M III	6, 8, 10, 12, 13, 14, 17 & 19MM
8M IV	8, 10, 11, 12, 13, 14, 17 & 19MM
8M V	8, 9, 10, 11, 13, 14, 17 & 19MM
9A	3/8, 7/16, 1/2, 9/16, 5/8, 11/16, 3/4, 13/16, 7/8"
9M I	8, 10, 11, 12, 13, 14, 15, 17 & 19MM
9M II	8, 10, 11, 12, 13, 14, 15, 17, 19, 22MM

SETS	SIZES
9M III	8, 10, 12, 13, 14, 15, 17, 19, 22MM
10M I	6, 8, 10, 12, 13, 14, 15, 17, 19, 22MM
10M II	8, 10, 12, 13, 14, 17, 19, 22, 24, 27MM
10M III	8, 9, 10, 11, 12, 13, 14, 17, 19, 22MM
11M I	6, 7, 8, 9, 10, 11, 12, 13, 14, 17, 19MM
11M II	8, 9, 10, 11, 12, 13, 14, 17, 19, 22, 24MM
12M I	6, 7, 8, 9, 10, 11, 12, 13, 15, 17, 19, 22MM
12M II	6, 7, 8, 9, 10, 11, 12, 13, 14, 17, 19, 22MM
12M III	8, 9, 10, 12, 13, 14, 17, 19, 22, 24, 27, 32MM
12M IV	8, 10, 12, 13, 14, 17, 19, 22, 24, 27, 30, 32MM
12M V	10, 12, 13, 14, 16, 17, 19, 22, 24, 27, 30, 32MM
12M VI	6, 8, 9, 10, 11, 13, 14, 16, 17, 19, 21, 22MM
12M VII	10, 13, 15, 17, 19, 21, 22, 24, 25, 27, 28, 32MM
12M VIII	8, 9, 10, 11, 12, 13, 14, 15, 16, 17, 19, 22MM
12M IX	6, 8, 10, 12, 13, 14, 15, 16, 17, 18, 19, 22MM



**CTS : 101**

ASME B107. 100-2023

Sizes : 6 to 50mm  
1/4" to 1-1/4" SAE



**CTS : 201**

STUBBY WRENCH

Sizes : 8 to 25mm  
5/16" to 1" SAE



**JUMBO SPANNERS**

Sizes : 33 to 50mm 15/16" to 2" SAE



**CTS : 81 RAISED PANEL**

ASME B107.100-2023

Sizes : 6 to 50mm 1/4" to 2" SAE



SETS	SIZES
14M I	6, 8, 9, 10, 11, 12, 13, 14, 15, 17, 19, 22, 24, 27MM
14M II	6, 7, 8, 9, 10, 11, 12, 13, 14, 15, 16, 17, 18, 19MM
14M III	8, 9, 10, 11, 12, 13, 14, 15, 16, 17, 19, 21, 22, 24MM
14M IV	8, 9, 10, 11, 12, 13, 14, 15, 17, 19, 21, 22, 23, 24MM
14M V	8, 9, 10, 11, 12, 13, 14, 15, 16, 17, 19, 22, 24, 32MM
15M	6, 8, 9, 10, 11, 12, 13, 14, 15, 16, 17, 19, 22, 24, 32MM
16M	8, 9, 10, 11, 12, 13, 14, 17, 19, 21, 22, 23, 24, 27, 30, 32MM
17M	6, 7, 8, 9, 10, 11, 12, 13, 14, 15, 16, 17, 18, 19, 20, 21, 22MM
21M	6, 7, 8, 9, 10, 11, 12, 13, 14, 15, 16, 17, 19, 21, 22, 24, 25, 27, 28, 30, 32MM
22M I	8, 9, 11, 12, 13, 14, 15, 16, 17, 18, 19, 20, 21, 22, 23, 24, 26, 27, 28, 30, 32MM
22M II	6, 7, 8, 9, 10, 11, 12, 13, 14, 15, 16, 17, 18, 19, 22, 23, 24, 26, 27, 28, 30, 32MM
22M III	6 TO 19 & 10, 13, 21, 22, 24, 27, 30, 32MM
22AM I	6, 7, 8, 10, 11, 12, 13, 14, 15, 17 & 19MM 1/4, 5/16, 3/8, 7/16, 1/2, 9/16, 5/8, 11/16, 3/4, 13/16, 7/8"
22AM II	6, 7, 8, 9, 10, 12, 13, 14, 15, 17 & 19MM 1/4, 5/16, 11/32, 3/8, 7/16, 1/2, 9/16, 19/32, 5/8, 11/16 & 3/4"

SETS	SIZES
25M	6 TO 28, 30, 32MM
25AM	6, 7, 8, 9, 10, 11, 12, 13, 14, 15, 17 & 19MM 1/4, 5/16, 11/32, 3/8, 7/16, 1/2, 9/16, 5/8, 11/16, 3/4, 13/16, 7/8, 1"
26M	6 TO 30 & 32MM
27M I	6 TO 32MM
27M II	6 TO 28, 30, 32, 36, 38MM
30AM	6, 1/4, 5/16, 3/8, 7/16, 1/2, 9/16, 5/8, 11/16, 3/4" STUBBY 10, 11, 12, 13, 14, 15MM 5/16, 3/8, 7/16, 1/2, 9/16, 5/8"
32M	6 TO 28, 30, 32, 34, 36, 38, 41, 46, 48, 50MM
32PC I	6, 7, 8, 9, 10, 12, 13, 15, 17, 18MM 1/4, 5/16, 11/32, 3/8, 7/16, 1/2, 9/16, 5/8, 11/16, 3/4" STUBBY 10, 11, 12, 13, 14, 16, 19MM 3/8, 7/16, 1/2, 9/16, 5/8, 11/16"
32PC II	6, 7, 8, 9, 10, 11, 12, 13, 14, 17MM 1/4, 9/32, 5/16, 11/32, 3/8, 7/16, 1/2, 9/16, 11/16" STUBBY 8, 10, 11, 13, 14, 16MM 5/16, 3/8, 7/16, 1/2, 9/16, 5/8"

# DOUBLE OPEN-END WRENCHES DIN 3110



## CTS : 1051

Sizes : 6x7 to 36x41mm

**COLD COINED &  
STAMPED**



### HIGH PERFORMANCE



#### POWERFUL TORQUE :

Optimum allow-steel structure and heat treatment throughout ensure high strength. The long shank of wrench allows extra leverage without compromising safety.



#### HIGH PRECISION :

CAM optimizes manufacturing accuracy and repeatability. Tight tolerances on sizes and high-quality finish ensure perfect fit on fasteners and grip in the hand for maximum safety and user comfort.

## CTS : 151

Sizes : 6x7 to 36x41mm

**FULLY POLISHED  
ELLIPTICAL PATTERN**



## CTS : 51

**LONG PATTERN**

Sizes : 6x7 to 36x41mm



SETS	SIZES
6M I	6x7, 8x9, 10x11, 12x13, 14x15, 16x17 MM
6M II	6x7, 8x10, 10x12, 12x13, 14x15, 17x19 MM
7M	6x7, 8x10, 9x11, 10x12, 12x13, 14x17, 19x22 MM
8M	6x7, 8x9, 10x11, 12x13, 14x15, 16x17, 18x19, 20x22 MM
11M	8x10, 10x12, 12x13, 14x15, 13x17, 17x19, 19x22, 22x24, 24x27, 27x30, 30x32 MM
12M	6x7, 8x9, 10x11, 12x13, 14x15, 16x17, 18x19, 20x22, 21x23, 24x26, 25x28, 30x32 MM



**CTS :21**

IS-2028

Sizes : 6x7 to 30x32mm  
1/4"x5/16" to 1-1/8"x1-1/4" SAE

**CARBON STEEL**



**CTS : 121**

Sizes : 6x7 to 30x32mm

**FULLY POLISHED**  
**ELLIPTICAL PATTERN**



**CTS : 1021**

Sizes : 6x7 to 30x32mm

**COLD COINED**  
**& STAMPED**



**CTS : 71**

ASME B107.100-2002 (B107.39)

Sizes : 6x7 to 30x32mm  
1/4"x5/16" to 1-1/8"x1-1/4" SAE

**RAISED PANEL**



SETS	SIZES
5A	1/4x5/16, 3/8x7/16, 1/2x9/16, 11/16x19/32, 5/8x3/4"
6M I	6x7, 8x9, 10x11, 12x13, 14x15, 16x17 MM
6M II	6x7, 8x10, 10x12, 12x13, 14x15, 17x19 MM
7M	6x7, 8x10, 9x11, 10x12, 12x13, 14x17, 19x22 MM
7A	1/4x5/16, 5/16x3/8, 3/8x7/16, 1/2x9/16, 5/8x11/16, 13/16x7/8, 15/16x1"
8M	6x7, 8x9, 10x11, 12x13, 14x15, 16x17, 18x19, 20x22 MM
8A	1/4x5/16, 5/16x3/8, 3/8x7/16, 1/2x9/16, 5/8x11/16, 3/4x25/32, 13/16x7/8, 15/16x1"
11M	8x10, 10x12, 12x13, 14x15, 13x17, 17x19, 19x22, 22x24, 24x27, 27x30, 30x32 MM
12M	6x7, 8x9, 10x11, 12x13, 14x15, 16x17, 18x19, 20x22, 21x23, 24x26, 25x28, 30x32 MM



**Chetak**<sup>®</sup>  
TRUSTED TOOLS

**BOX-END WRENCHES**

**DIN 838**



**CTS : 1031**

**DEEP OFFSET**

Sizes : 6x7 to 30x32mm

**COLD COINED &  
STAMPED**



**CTS : 131**

**DEEP OFFSET**

Sizes : 6x7 to 30x32mm

**FULLY POLISHED  
ELLIPTICAL PATTERN**



**CTS : 31**

**DEEP OFFSET**

Sizes : 6x7 to 30x32mm

1/4"x5/16" to 1-1/8"x1-1/4" SAE



**RECESSED PANEL**

**DIN 897**

**CTS : 13**

**SHALLOW OFFSET**

Sizes : 6x7 to 30x32mm



**RECESSED PANEL**

SETS	SIZES
6M	6x7, 8x9, 10x11, 12x13, 14x15, 16x17 MM
8M	6x7, 8x9, 10x11, 12x13, 14x15, 16x17, 18x19, 20x22 MM
8A	1/4x5/16, 5/16x3/8, 3/8x7/16, 1/2x9/16, 5/8x11/16, 3/4x25/32, 13/16x7/8, 15/16x1"
12M	6x7, 8x9, 10x11, 12x13, 14x15, 16x17, 18x19, 20x22, 21x23, 24x26, 25x28, 30x32 MM

# DRIVES

## V-DRIVE

Sizes :  
6 to 32mm



- \* Provides better contact with fasteners to prevent rounding
- \* More grip when rotating fasteners.
- \* Holds for 4 sides.

## RATCHET DRIVE

Sizes : 6 to 32mm



- \* Acts like a Ratchet.
- \* Grips rounded off Fasteners.
- \* Works on Fasteners Installed very close to wall.



Place open-end on fastener and turn in desired direction.



Hold wrench against fastener and swing wrench back into original position without lifting off fastener.

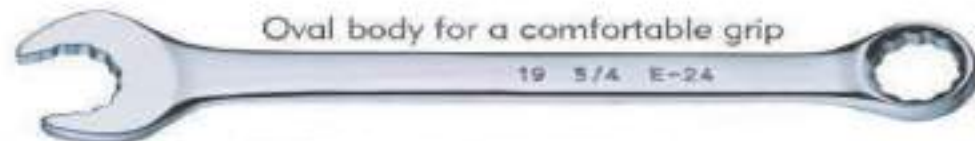
Ratchet Wrenches have a new fixed open end design that combines the design of an open end wrench with the versatility of ratchet action, allowing the user to reposition the wrench having to disengage it from the fastener.



### VERSATILITY

- Narrow ends for better accessibility in tight area.
- 30° increments.
- Side or Top approach.

## MULTI DRIVE



Oval body for a comfortable grip




MM	SAE	TORX
8	5/16	E-10
10	3/8	E-12
11	7/16	E-14
13	1/2	E-16
14	9/16	E-18
16	5/8	E-20
17	11/16	E-22
19	3/4	E-24

The revolutionary invention of DEEPS MULTI DRIVE Wrenches can be used on all types of Bolts and Nuts. **(METRIC, SAE, TORX)**

## DYNAMIC HEXA DRIVE

Metric & Inches

Sizes : 6 to 32mm  
1/4" to 1-1/4" SAE



Oval body for a comfortable grip



A Nut or Bolt has flats and corners. The corners are more easily damaged and do not offer the optimum grip for a tool. The Deeps Dynamic Hexa Drive Profile the drive only on flats not on the corners. These open end spanners always provide a 4 points grip instead of the 2 points grip characterizing the traditional profile.

### THE DIFFERENCE THAT COUNTS

DYNAMIC HEXA DRIVE profile forces only on the flats not on the corners of the fasteners. The dimensions of these spanners have precisely calculated so that single spanner will operate on both metric & inch series fasteners, fewer tools are required to perform a range of operations. Fewer tools means less cost, less inventory and less weight in an operators tool box.

### TORQUE LOADING

DYNAMIC HEXA DRIVE profile was designed to provide a greater area of force application compared with that applied by conventional tools. This tool is distributing the torque load to the fastener through the flats does not only achieves greater force but also lowers the possibility of distortion to the nut or bolt head.





**Chetak**<sup>®</sup>  
TRUSTED TOOLS

## EXTRA LONG SPANNER

**CTS : 191**

Sizes : 8 to 32mm  
5/16" to 1-1/4" SAE

HIGH VANADIUM STEEL



## WRENCH EXTENDER

- \* To loosen connection on hard to reach areas
- \* More leverage



1/2" Square Drive

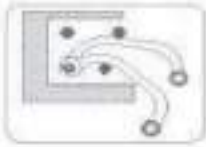
## COMBINATION & RING OBSTRUCTION WRENCHES

FULLY POLISHED  
ELLIPTICAL PATTERN

These wrenches are used in places where obstruction Block access by straight wrenches. Application Specially suitable for work on Engines e.g. bolts on alternator & starter.

### CTS : 207 C - TYPE

Sizes : 8 to 22mm  
5/16" to 7/8" SAE



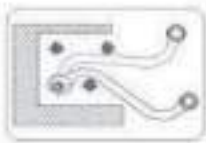
### CTS : 208 C - TYPE

Sizes : 6x7 to 20x22mm  
1/4"x5/16" to 13/16"x7/8" SAE



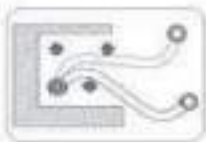
### CTS : 209 S - TYPE

Sizes : 8 to 22mm  
3/8" to 7/8" SAE



### CTS : 210 S - TYPE

Sizes : 8x10 to 20x22mm  
5/16"x3/8" to 13/16"x7/8" SAE



6Pcs. 10, 12, 13, 14, 17, 19 MM  
8Pcs. 10, 11, 12, 13, 14, 17, 19, 22 MM  
9Pcs. 10, 11, 12, 13, 14, 15, 17, 19, 22 MM  
3A 3/8", 7/16", 1/2"  
5A 3/8" - 5/8"  
5M 10, 12, 13, 14, 17 MM

6Pcs. 6x7, 8x9, 10x11, 12x13, 14x15,  
16x17 MM  
8Pcs. 6x7, 8x9, 10x11, 12x13, 14x15,  
16x17, 18x19, 20x22 MM  
3A 3/8"x7/16", 1/2"x9/16", 5/8"x11/16"



These Flare Nut Wrenches provide fix points of contact for a more secure grip on soft fasteners like brass fittings. The open end also allow use with fasteners on tubing.

**CTS : 202**

**TORX DOUBLE ENDED RING WRENCHES (STRAIGHT)**

Sizes :

- E6 x E8
- E7 x E11
- E10 x E12
- E14 x E18
- E16 x E22
- E20 x E24mm



**TORX**



Double Ended  
Ring Wrenches  
Straight for out  
Side Torx Screws.



**CTS : 203**

**FLARE NUT WRENCHES**

- Fully Polished Finish
- Chrome Vanadium Steel

- Sizes : 6x8, 8x10, 9x11, 10x12, 13x14, 15x17, 16x18, 19x21, 22x25mm  
SAE : 1/4x5/16, 5/16x3/8, 3/8x7/16, 1/2x9/16, 5/8x11/16, 5/8x3/4, 3/4x13/16"  
5Pcs. : 1/4x5/16, 3/8x7/16, 1/2x9/16, 5/8x11/16, 5/8x3/4, 3/4x13/16"  
6Pcs. : 8x10, 9x11, 10x12, 13x14, 15x17, 16x18mm  
5Pcs. : 6x8, 10x12, 13x14, 15x17, 19x22mm

**CTS : 215**

**HITCH BALL WRENCHES**

Sizes : 1-1/2" x 1-1/8" SAE



- Narrow ends for better access in tight areas.
- Clear, deep stamping for easy product identification.
- Nickel-chrome plated full polish finish for corrosion resistance.
- Steel alloyed with high quality chrome vanadium 31 Cr V3 and controlled heat treatment.



## CTS : 205

### DOUBLE FLEXIBLE SOCKET WRENCHES

Sizes : 8x9, 10x11, 12x13, 14x15, 16x17, 18x19, 20x22mm  
: 5/16x3/8", 3/8x7/16", 7/16x1/2", 1/2x9/16",  
5/8x11/16", 11/16x3/4", 13/16x7/8" SAE



- 12 Point Swivel Socket rotate upto 180° on both ends.
- This wrench has two different-size ends.

## CTS : 206

### COMBINATION FLEXIBLE SOCKET WRENCHES

Sizes : 8, 9, 10, 11, 12, 13, 14, 15, 16, 17, 18, 19, 22 mm  
: 5/16", 3/8", 7/16", 1/2", 9/16", 5/8", 11/16" 3/4", 7/8" SAE



- 12 Point Swivel Socket rotate upto 180° on one ends.
- A wrench for quick tightening can be used at any angle.



## RATCHET SERIES

**31CRV3**

### RATCHET WRENCH

- Metric Size (8mm - 24mm)
- High grade Alloy steel Spanner.
- 72 teeth with 5° increment.
- Heat Treated to withstand requisite designed torque.
- Gear Assembly from Taiwan.
- Fully Polished Elliptical design for smooth grip.



### REVERSIBLE RATCHET

- Metric Size (8mm - 24mm)
- High grade Alloy Steel.
- 72 teeth with 5° increment.
- Two way reversible gear design for quick and easy fastening and loosening work.
- Heat Treated to withstand requisite designed torque.
- Gear Assembly from Taiwan.
- Fully Polished Elliptical design for smooth grip.



### COMBINATION FLEXIBLE RATCHET WRENCH

- Metric Size (8mm-24mm)
- High grade Alloy Steel.
- 72 teeth with 5° increment.
- Flexible Ratchet Ring allows 180 degree operation.
- Heat Treated to withstand requisite designed torque.
- Gear Assembly from Taiwan.
- Fully Polished Elliptical design for smooth grip.



### DOUBLE FLEXIBLE BOX RATCHET WRENCH

- Metric Size (8x 10, 10x11, 12x13, 15x17, 16x18mm)
- High grade Alloy Steel.
- 72 teeth with 5° increment.
- Flexible Ratchet Ring allows 180 degree operation.
- Heat Treated to withstand requisite designed torque.
- Gear Assembly from Taiwan.
- Fully Polished Elliptical design for smooth grip.





**Chetak**<sup>®</sup>  
TRUSTED TOOLS

## PLIERS WRENCH 10"

### Product Description

- One tool that works like a spanner and pliers.
- Can replace two complete open-ended spanner sets, metric and inch, gripping size 0-52mm/0-2".
- Sliding mechanism and parallel jaws for quick and easy adjustment, practically stepless.
- Secure locking of the setting when the size of the opening is selected.
- High ratio (>1:10) for high pressing and clamping force against the jaws





### WATER PUMP PLIER BOX TYPE WITH DIP SLEEVE

**31 CRV3**

- Design to Ensure Jaws Remain Parallel
- Special broach design for better gripping
- Jaws Specially Induction Hard
- Full Body Hard
- Box Joint Adjusting System
- Safety Lock for Hand Pinch Protection
- Powder Coated and texture
- Black Phosphate also available
- Cushion Grip Handle

SIZE	
Inch	mm
7	180
10	250
12	300
16	400



### WATER PUMP PLIER PUSH BUTTON

- Design to Ensure Jaws Remain Parallel
- Special broach design for better gripping
- Jaws Specially Induction Hard
- Full Body Hard
- Box Joint Adjusting System
- Safety Lock for Hand Pinch Protection
- Powder Coated and texture
- Black Phosphate also available
- Cushion Grip Handle

SIZE	
Inch	mm
10	250
12	300



### WATER PUMP PLIER (EXTRA CURVE)

- 9-notch adjustment for 40% more gripping capacity.
- Self Locking on Nuts and Pipes, capacity for nuts 48mm and for Pipes 51 mm, without any slippage.
- Chrome Vanadium Steel 31crv3, fully hardened, Teeth specially induction hardened.
- Box Joint design for high stability due to double edge.
- Pinch guard prevents from fingers pinched.


SIZE	
Inch	mm
10	250
12	300





### TOWER PINCER

- Induction Hardened Cutting Edges
- Full Body Hard
- Polished Head
- Drop Forged
- Powder Coated Finish
- Cushion Grip Handle



SIZE	
Inch	mm
9	225
10	250
11	275
12	300

### CARPENTER PINCER

- Induction Hardened Cutting Edges
- Full Body Hard
- Polished Head
- Drop Forged
- Powder Coated Finish
- Cushion Grip Handle



SIZE	
Inch	mm
8	200

### TOP CUTTER

- Induction Hardened Cutting Edges
- Full Body Hard
- Polished Head
- Drop Forged
- Powder Coated and Texture
- Cushion Grip Handle



SIZE	
Inch	mm
7	175
8	200

### DT-141 FENCING PLIER WITH HAMMER HEAD

Size : 10.1/2" - 262mm

- Drop Forged Alloy Steel
- Hammer Head, Staple Puller, Wire Stretcher and Cutters
- Cushion Grip Handles







**Chetak**<sup>®</sup>  
TRUSTED TOOLS

## LONG REACH PLIERS

### LONG REACH PLIERS

- Made of forged special selected steel.
- Available in back phosphated / polished / finish.
- Long slim design is perfect for gripping and assembly work in hard to reach areas.
- Serrated gripping areas for holding on to round parts near base of Jaws.
- Slim yet robust tool.
- Fully body hardened for higher performance.
- Handles with double dipped non – slip cushion grips.



SIZE	
Inch	mm
11	280



## CROWFOOT SERIES

### CTS : 212

FLARE NUT CROWFOOT WRENCHES

Sizes : 10 to 24mm 3/8" to 15/16" SAE



METAL RAIL



PLASTIC RACK

### CTS : 213

OPEN END CROWFOOT WRENCHES

Sizes : 10 to 24mm 3/8" to 15/16" SAE

The wrenches are supplied on a clip holder with 3/8"  drive for tight with socket tools that is extension bar and ratchet handle.

Application for Torque Wrenches.



METAL RAIL



PLASTIC RACK

### CTS : 212A

FLARE NUT FLEXI CROWFOOT WRENCHES

Sizes : 10 to 19mm



### CTS : 213A

OPEN END FLEXI CROWFOOT WRENCHES

Sizes : 10 to 19mm





**1/2" Dr. SOCKET**

- \* Cold Forged
- \* Made in Taiwan made Skweing Machine

**31CRV3**

**HEXA & BI-HEXA**



SIZE : 8mm to 24mm



**CURVED MULTI WRENCHES**

Fits any SAE or Metric Hex from...  
Sizes : 8-13mm, 14-22mm  
: 5/16" - 1/2", 9/16" - 7/8" SAE

- Grips most shapes such as hex, round, square and rounded fasteners.
- Serrated edge grabs and holds tight (the harder you pull the tighter it grips)



**BEARING PULLER**

- \* Legs made of High Quality Alloy Steel.
- \* Made of High Quality Carbon Steel.
- \* Legs Centre Bolt Hard.
- \* Claws and tripod well designed to withstand designed torque.

Meet to ASME Std.

SIZE	
Inch	mm
4	100
6	150
8	200
10	250

Three Jaw

Two Jaw





**Chetak**<sup>®</sup>  
TRUSTED TOOLS

### DOUBLE FLEXIBLE FLARE NUT WRENCH

Sizes : 10x11mm, 12x13mm, 15x17mm, 16x18mm  
: 3/8"x7/16", 1/2"x9/16", 5/8"x11/16" SAE,

- \* Construction high grade Alloy steel.
- \* 180° flexible head provides better access to hard to reach places.
- \* Mirror polish Ni-Cr finish easily wipes clean and resists corrosion.
- \* Traditional flare nut wrench and crowfoot function.



### PIPE WRENCH SWEDISH TYPE 90° A

- \* Material Chrome Vanadium Steel
- \* Drop Forged
- \* Entirely Hardened and Tempered
- \* Serrated Jaws, Specially Induction Hardened
- \* Surface Finish Powder Coated
- \* Made according to DIN Standard
- \* Jaws at 90° Angl



SIZE
Inch
3/4"
1"
1-1/2"
2"
3"