



University of Kentucky

COLLEGE OF PUBLIC HEALTH

ANNUAL SPONSORED GRANT AND CONTRACT REPORT

Fiscal Year 2024

Annual Sponsored Grant and Contract Report		Page
	Table of Contents	1
	Executive Summary	2
Sponsored Project Award Data		Page
	College Award Summary Dashboard	3
	Awards by Division	4
	Sources of Funding	5
	Direct & Indirect Totals	6
	Federal Award Summary	7
	NIH Award Summary	8
	NIH Awards by Institute	9
	Active Project Summary	10
Collaboration Reports by Unit		Page
	Biostatistics	11
	Center for Innovation in Population Health	13
	Epidemiology & Environmental Health	15
	Health Management and Policy	17
	Health, Behavior, and Society	19
	Kentucky Injury Prevention and Research Center	21
Enrichment Awards		Page
	Enrichment Award by College and Unit	23

Executive Summary

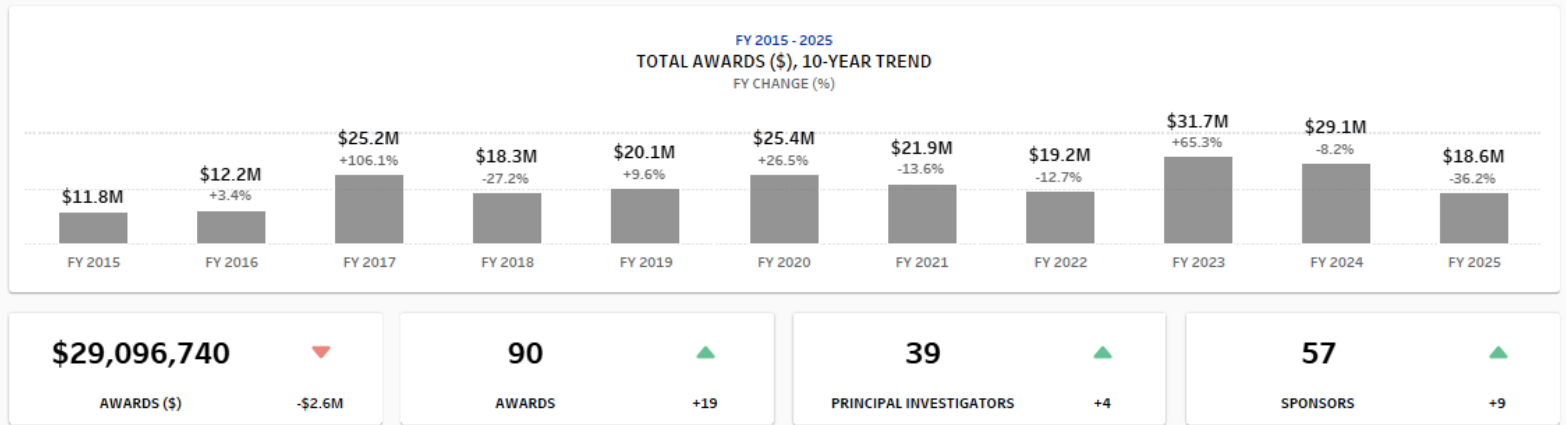
- In FY 2024, the College secured \$29,096,736 in sponsored grants and contracts.
- The total amount of new award funding increased by more than \$3mil in FY2024 (\$17,705,533) compared to FY2023 (\$14,571,248).
- There was an increase in the number of CPH principal investigators (39 in FY2024; 35 in FY2023), the number of awards (88 in FY2024, 71 in FY2023), and the number of funding agencies (57 in FY2024, 48 in FY2023).
- The FY2024 award total is down \$2.6M (8.2%) from FY2023 but the FY2023 award total was unusually high due to a big (>\$7 mil) one-time adjustment to an existing CDC award.
- \$23,543,915 (81%) of sponsored grants and contracts were allocated for direct costs.
- 40.2% of the awards were from the federal government, 18.5% from the state government, with the remaining awarded by nonprofit organizations and other sources (mostly, subawards from other universities on collaborative federally funded grants).
- The top awarding federal agencies were the Centers for Disease Control and Prevention (\$6,138,419) and the National Institutes of Health (NIH) (\$5,473,442).
- The top awarding NIH institutes were the National Institute on Drug Abuse (\$1,364,354), the National Institute on Minority Health and Health Disparities (\$1,237,022), and the National Institute of Environmental Health Sciences (\$1,084,050).
- As of 10/08/2024, there were 81 active projects with \$18,119,303 total award for FY2025 (including projects in no cost extension).

Academic Fiscal Year
FY 2024

Responsible College
Public Health

Responsible Unit
All

Source of Funding
All



Source: University of Kentucky, Office of Sponsored Projects Administration (OSPA) Database
 Compiled by: University of Kentucky, Office of the Vice President for Research
 Accessed: 11/6/2024; Data Last Updated: 10/8/2024

Awards by Division, FY 2024 vs FY 2023

Responsible Unit	FY2024			FY2023		
	New Accounts	Adjustments to Existing Accounts	Total	New Accounts	Adjustments to Existing Accounts	Total
Associate Dean for Research	\$2,343,312		\$2,343,312			
Biostatistics	\$204,813	\$641,171	\$845,984	\$2,076,384		\$2,076,384
Center for Innovation in Population Health (IPH)	\$4,160,703	\$5,453,610	\$9,614,313	\$1,334,231	\$2,308,271	\$3,642,502
Epidemiology & Environmental Health	\$2,052,227	\$2,732,666	\$4,784,893	\$3,113,377	\$1,337,146	\$4,450,523
Health Management & Policy	\$136,306	\$30,000	\$166,306	\$817,859	\$16,125	\$833,984
Health, Behavior & Society	\$156,518	\$1,859,062	\$2,015,580	\$641,463	\$1,472,664	\$2,114,127
Kentucky Injury Prevention and Research Center	\$6,893,707	\$574,081	\$7,467,788	\$2,902,000	\$11,609,738	\$14,511,738
Preventive Medicine and Environmental Health		\$75,109	\$75,109	\$86,342	\$105,450	\$191,792
Public Health Business and Finance	\$1,594,204	\$25,504	\$1,619,708	\$3,599,592	\$267,220	\$3,866,812
Office of the Dean	\$163,743		\$163,743			
College or Unit Total	\$17,705,533	\$11,391,203	\$29,096,736	\$14,571,248	\$17,116,614	\$31,687,862

Source: University of Kentucky, Office of Sponsored Projects Administration (OSPA) Database
 Compiled by: University of Kentucky, Office of the Vice President for Research
 Accessed: 11/6/2024; Data Last Updated: 10/8/2024

University of Kentucky

Sponsored Project Grants & Contracts Source of Funding, Academic Fiscal Year 2024

To see the responsible unit, hover over the **Responsible College** column header and click the expand icon [+].

Responsible College	Federal Government		State Government		Nonprofit		Other	
	Total Awards (\$)	% of College or Unit Total	Total Awards (\$)	% of College or Unit Total	Total Awards (\$)	% of College or Unit Total	Total Awards (\$)	% of College or Unit Total
Public Health	\$11,686,335	40.2%	\$5,376,710	18.5%	\$2,857,868	9.8%	\$9,175,823	31.5%
University Total	\$11,686,335	40.2%	\$5,376,710	18.5%	\$2,857,868	9.8%	\$9,175,823	31.5%

Source: University of Kentucky, Office of Sponsored Projects Administration (OSPA) Database

Compiled by: University of Kentucky, Office of the Vice President for Research

Data Updated: 8/8/2024 4:30:00 PM

Report includes the following variable selections:

Year: Academic Fiscal Year 2024; College or Unit: Public Health; College or Unit Department: All

Sponsored Project Grants & Contracts Direct & Indirect Totals, Academic Fiscal Year 2024

To see the responsible unit, hover over the **Responsible College** column header and click the expand icon [+].

Responsible College	Federal Government			State Government			Nonprofit			Other			College or Unit Total		
	Direct	Indirect	Total	Direct	Indirect	Total	Direct	Indirect	Total	Direct	Indirect	Total	Direct	Indirect	Total
Public Health	\$9,373,832	\$2,312,503	\$11,686,335	\$4,866,745	\$509,965	\$5,376,710	\$2,432,357	\$425,511	\$2,857,868	\$6,870,981	\$2,304,842	\$9,175,823	\$23,543,915	\$5,552,821	\$29,096,736
University Total	\$9,373,832	\$2,312,503	\$11,686,335	\$4,866,745	\$509,965	\$5,376,710	\$2,432,357	\$425,511	\$2,857,868	\$6,870,981	\$2,304,842	\$9,175,823	\$23,543,915	\$5,552,821	\$29,096,736

Source: University of Kentucky, Office of Sponsored Projects Administration (OSPA) Database

Compiled by: University of Kentucky, Office of the Vice President for Research

Data Updated: 8/8/2024 4:30:00 PM

Report includes the following variable selections:

Year: Academic Fiscal Year 2024; Source of Funding: All; College or Unit: Public Health; College or Unit Department: All

Academic Fiscal Year
FY 2024

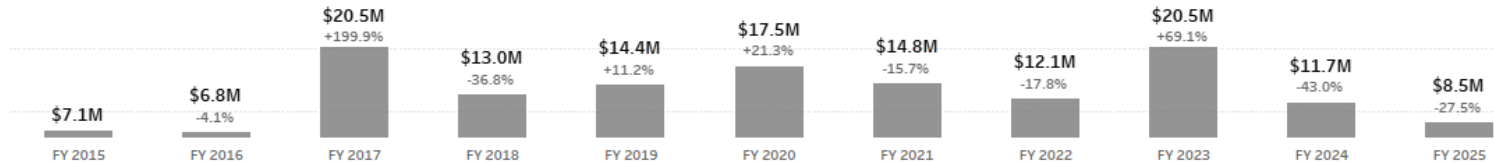
Responsible College
Public Health

Responsible Unit
All

Sponsor
All

Federal Agency
All

FY 2015 - 2025
TOTAL FEDERAL AWARDS (\$), 10-YEAR TREND
FY CHANGE (%)



\$11,686,335

FEDERAL AWARDS (\$)



-\$2.6M

18

FEDERAL AWARDS



+17

13

PRINCIPAL INVESTIGATORS



+4

13

SPONSORS



+9

FY 2024
TOP AWARDING FEDERAL AGENCIES

Agency	Total Awards (\$)
Centers for Disease Control and Prevention (CDC)	\$6,138,419
National Institutes of Health (NIH)	\$5,473,442
Department of Veterans Affairs (VA)	\$69,474
Department of Transportation (DOT)	\$5,000

FY 2024
LARGEST FEDERAL AGENCY AWARDS (\$)

Agency	Receiving Department or Center	Principal Investigator	Award Amount (\$)
Centers for Disease Control and Preventi..	Kentucky Injury Prevention and Resea..	Quesinberry, Dana	\$5,407,419
National Institutes of Health (NIH)	Health Behavior	Kiviniemi, Marc	\$1,237,022
National Institutes of Health (NIH)	Epidemiology & Environmental Health	Young, April	\$1,173,543
National Institutes of Health (NIH)	Health Behavior	Ray, Anne	\$641,133
Centers for Disease Control and Preventi..	Kentucky Injury Prevention and Resea..	Bunn, Terry	\$481,000
National Institutes of Health (NIH)	Epidemiology & Environmental Health	Kuhs, Krystle	\$452,708
National Institutes of Health (NIH)	Epidemiology & Environmental Health	Haynes, Erin	\$363,952
National Institutes of Health (NIH)	Epidemiology & Environmental Health	Haynes, Erin	\$306,299
National Institutes of Health (NIH)	Epidemiology & Environmental Health	Lacy Leigh, Mary	\$292,624
Centers for Disease Control and Preventi..	Kentucky Injury Prevention and Resea..	Seals, Jacqueline	\$250,000
National Institutes of Health (NIH)	Epidemiology & Environmental Health	Haynes, Erin	\$221,953
National Institutes of Health (NIH)	Biostatistics	Zhang, Hongbin	\$200,288

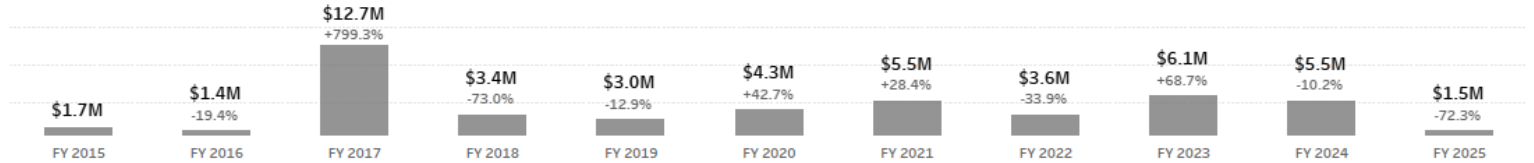
Academic Fiscal Year
FY 2024

Responsible College
Public Health

Responsible Unit
All

Institute
All

FY 2015 - 2025
TOTAL NIH AWARDS (\$), 5-YEAR TREND
FY CHANGE (%)



\$5,473,442

NIH AWARDS (\$)



-\$0.6M

13

NIH AWARDS



+1

9

PRINCIPAL INVESTIGATORS



0

9

SPONSORS



0

FY 2024
TOP AWARDING NIH INSTITUTES

Institute	Total Awards (\$)
National Institute on Drug Abuse (NIDA)	\$1,364,354
National Institute on Minority Health and Health Disparities (NIMHD)	\$1,237,022
National Institute of Environmental Health Sciences (NIEHS)	\$1,084,050
National Institute on Alcohol Abuse and Alcoholism (NIAAA)	\$641,133
National Institute of Dental and Craniofacial Research (NIDCR)	\$452,708
National Institute of Diabetes and Digestive and Kidney Diseases (NIDDK)	\$292,624
National Institute of Allergy and Infectious Diseases (NIAID)	\$200,288
National Cancer Institute (NCI)	\$147,289

FY 2024
LARGEST NIH AWARDS (\$)

Institute	Receiving Department or Center	Principal Investigator	Award Amount (\$)
National Institute on Minority Health and Health Disparities (NIMHD)	Health Behavior	Kiviniemi, Marc	\$1,237,022
National Institute on Drug Abuse (NIDA)	Epidemiology & Environmental Health	Young, April	\$1,173,543
National Institute on Alcohol Abuse and Alcoholism (NIAAA)	Health Behavior	Ray, Anne	\$641,133
National Institute of Dental and Craniofacial Research (NIDCR)	Epidemiology & Environmental Health	Kuhs, Krystle	\$452,708
National Institute of Environmental Health Sciences (NIEHS)	Epidemiology & Environmental Health	Haynes, Erin	\$363,952
National Institute of Environmental Health Sciences (NIEHS)	Epidemiology & Environmental Health	Haynes, Erin	\$306,299
National Institute of Diabetes and Digestive and Kidney Diseases (NIDDK)	Epidemiology & Environmental Health	Lacy Leigh, Mary	\$292,624
National Institute of Environmental Health Sciences (NIEHS)	Epidemiology & Environmental Health	Haynes, Erin	\$221,953
National Institute of Allergy and Infectious Diseases (NIAID)	Biostatistics	Zhang, Hongbin	\$200,288
National Institute of Environmental Health Sciences (NIEHS)	Epidemiology & Environmental Health	Haynes, Erin	\$191,846
National Institute on Drug Abuse (NIDA)	Epidemiology & Environmental Health	Vickers-Smith, Rachel	\$190,811
National Cancer Institute (NCI)	Epidemiology & Environmental Health	Kuhs, Krystle	\$147,289

Sponsored Project Grants & Contracts NIH Awards, Academic Fiscal Year 2024

NIH Institutes, Centers, and Offices	Number of Awards	Total Awards (\$)	% of Total (\$)
National Cancer Institute (NCI)	1	\$147,289	2.7%
National Institute of Allergy and Infectious Diseases (NIAID)	1	\$200,288	3.7%
National Institute of Dental and Craniofacial Research (NIDCR)	1	\$452,708	8.3%
National Institute of Diabetes and Digestive and Kidney Diseases (NIDDK)	1	\$292,624	5.3%
National Institute of Environmental Health Sciences (NIEHS)	4	\$1,084,050	19.8%
National Institute of Neurological Disorders and Stroke (NINDS)	1	\$53,974	1.0%
National Institute on Alcohol Abuse and Alcoholism (NIAAA)	1	\$641,133	11.7%
National Institute on Drug Abuse (NIDA)	2	\$1,364,354	24.9%
National Institute on Minority Health and Health Disparities (NIMHD) ²	1	\$1,237,022	22.6%
University Total	13	\$5,473,442	100.0%

Source: University of Kentucky, Office of Sponsored Projects Administration (OSPA) Database

Compiled by: University of Kentucky, Office of the Vice President for Research

Data Updated: 8/8/2024 4:30:00 PM

Report includes the following variable selections:

Year: Academic Fiscal Year 2024; College or Unit: Public Health; College or Unit Department: All; College or Unit Division: All

¹ Renamed in 2014; previously the National Center for Complementary and Alternative Medicine (NCCAM)

² Renamed in 2010; previously the National Center on Minority Health and Health Disparities (NCMHD)

Sponsored Project Grants & Contracts Active Project Summary

To see the responsible unit, hover over the Responsible College column header and click the expand icon [+].

Responsible College	Number of Active Projects	Total Awards (\$), Current FY	% of Total (\$)
Public Health	81	\$18,119,303	100.0%
University Total	81	\$18,119,303	100.0%

Source: University of Kentucky, Office of Sponsored Projects Administration (OSPA) Database

Compiled by: University of Kentucky, Office of the Vice President for Research

Data Updated: 10/8/2024 6:28:54 AM

Report includes the following variable selections:

Source of Funding: All; College or Unit: Public Health; College or Unit Department: All

Report Notes:

- Includes projects in "no cost extension" status. That is, active projects that may have not have awarded dollars in the current fiscal year.

Sponsored Project Grants & Contracts, Collaboration Totals, Academic Fiscal Year 2024

Responsible College	Responsible Unit	Source of Funding	Primary	Collaboration	Total
Public Health	Biostatistics	Federal Government	\$254,262	\$47,209,821	\$47,464,083
		Industry		\$272,346	\$272,346
		Nonprofit		\$495,575	\$495,575
		Other	\$591,722	\$7,065,686	\$7,657,408
		College or Unit Total	\$845,984	\$55,043,428	\$55,889,412

Source: University of Kentucky, Office of Sponsored Projects Administration (OSPA) Database

Compiled by: University of Kentucky, Office of the Vice President for Research

Data Updated: 8th day of every month at 6:00 AM

Report includes the following variable selections:

Year: Academic FY 2024; College or Unit: Public Health; Source of Funding: All

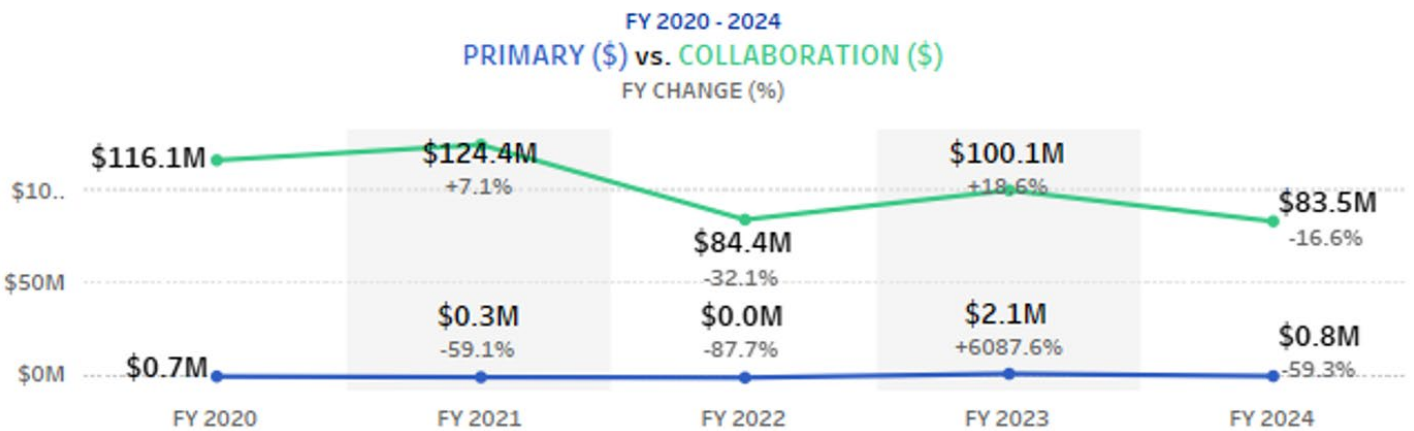
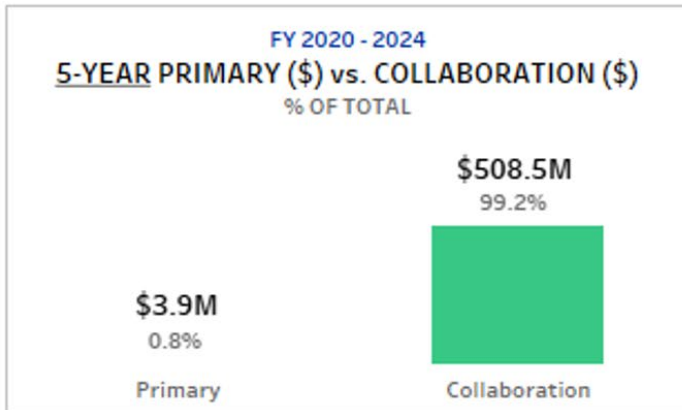
Report Notes:

- Primary total includes all dollars for projects assigned to the primary department of the contact principal investigator (PI) or the unit responsible for the project.
- Collaborations are based on co-investigator (Co-I) involvement on projects outside of the responsible department or unit.
- Collaboration dollars equal the total award for the project during the academic fiscal year—they do not represent the enrichment split or the faculty percent effort on the sponsored project grant.

Academic Fiscal Years
FY 2020 - 2024

Responsible College
Public Health

Responsible Unit
Biostatistics



- **Primary:** Awards that have been assigned to the department based on the Electronic Internal Approval Form (eIAF) as being the responsible unit. This may or may not be the principal investigator's (PI) academic home unit.
- **Collaboration:** Awards that engage departments other than the unit responsible for the project where there is a division of labor. For example, the responsible unit for a project may be the College of Medicine but include co-investigators (Co-I) from the College of Social Work. In the example, the award would be listed as a collaboration for the College of Social Work.
- **Principal Investigator (PI):** Person(s) designated by the University to direct the research project or program and be responsible for the project's scientific and technical direction.

Notes:

- Collaboration dollars equal the total award for the project during the academic fiscal year—they do not represent the enrichment split or the faculty percent effort on the sponsored project grant.

Sponsored Project Grants & Contracts, Collaboration Totals, Academic Fiscal Year 2024

Responsible College	Responsible Unit	Source of Funding	Primary	Total
Public Health	Center for Innovation in Population Health (IPH)	Nonprofit	\$1,338,680	\$1,338,680
		Other	\$8,275,633	\$8,275,633
College or Unit Total			\$9,614,313	\$9,614,313

Source: University of Kentucky, Office of Sponsored Projects Administration (OSPA) Database

Compiled by: University of Kentucky, Office of the Vice President for Research

Data Updated: 8th day of every month at 6:00 AM

Report includes the following variable selections:

Year: Academic FY 2024; College or Unit: Public Health; Source of Funding: All

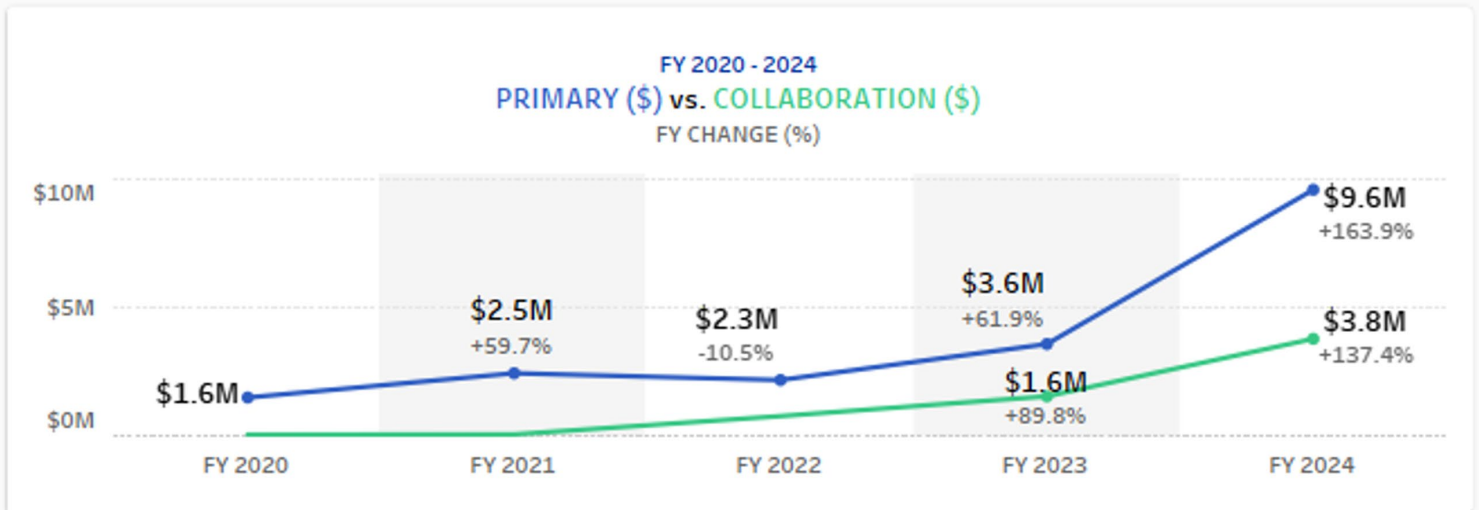
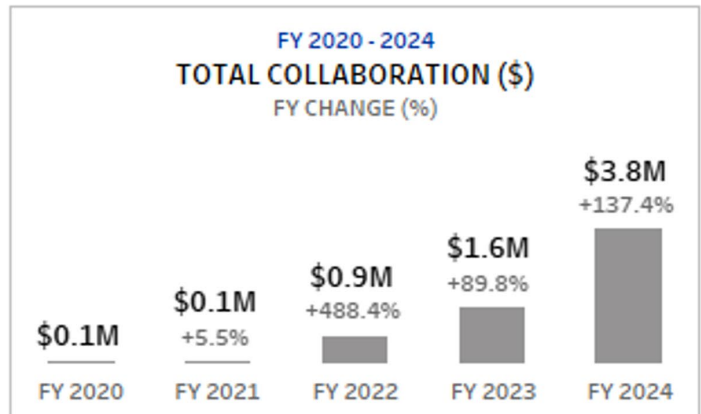
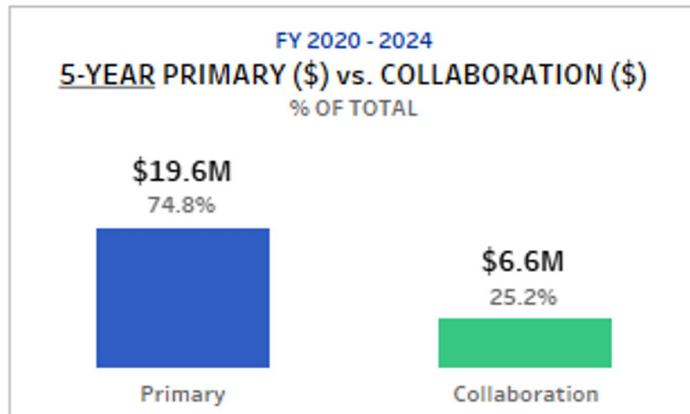
Report Notes:

- Primary total includes all dollars for projects assigned to the primary department of the contact principal investigator (PI) or the unit responsible for the project.
- Collaborations are based on co-investigator (Co-I) involvement on projects outside of the responsible department or unit.
- Collaboration dollars equal the total award for the project during the academic fiscal year—they do not represent the enrichment split or the faculty percent effort on the sponsored project grant.

Academic Fiscal Years
FY 2020 - 2024

Responsible College
Public Health

Responsible Unit
Ctr for Innovation and Population He..



- **Primary:** Awards that have been assigned to the department based on the Electronic Internal Approval Form (eIAF) as being the responsible unit. This may or may not be the principal investigator's (PI) academic home unit.
- **Collaboration:** Awards that engage departments other than the unit responsible for the project where there is a division of labor. For example, the responsible unit for a project may be the College of Medicine but include co-investigators (Co-I) from the College of Social Work. In the example, the award would be listed as a collaboration for the College of Social Work.
- **Principal Investigator (PI):** Person(s) designated by the University to direct the research project or program and be responsible for the project's scientific and technical direction.

Notes:

- Collaboration dollars equal the total award for the project during the academic fiscal year—they do not represent the enrichment split or the faculty percent effort on the sponsored project grant.

Sponsored Project Grants & Contracts, Collaboration Totals, Academic Fiscal Year 2024

Responsible College	Responsible Unit	Source of Funding	Primary	Collaboration	Total
Public Health	Epidemiology & Environmental Health	Federal Government	\$3,410,499	\$33,255,439	\$36,665,938
		State Government	\$10,000	\$2,842,607	\$2,852,607
		Industry		\$207,700	\$207,700
		Nonprofit	\$1,208,671	\$340,187	\$1,548,858
		Other	\$155,723	\$303,871	\$459,594
		College or Unit Total	\$4,784,893	\$36,949,804	\$41,734,697

Source: University of Kentucky, Office of Sponsored Projects Administration (OSPA) Database

Compiled by: University of Kentucky, Office of the Vice President for Research

Data Updated: 8th day of every month at 6:00 AM

Report includes the following variable selections:

Year: Academic FY 2024; College or Unit: Public Health; Source of Funding: All

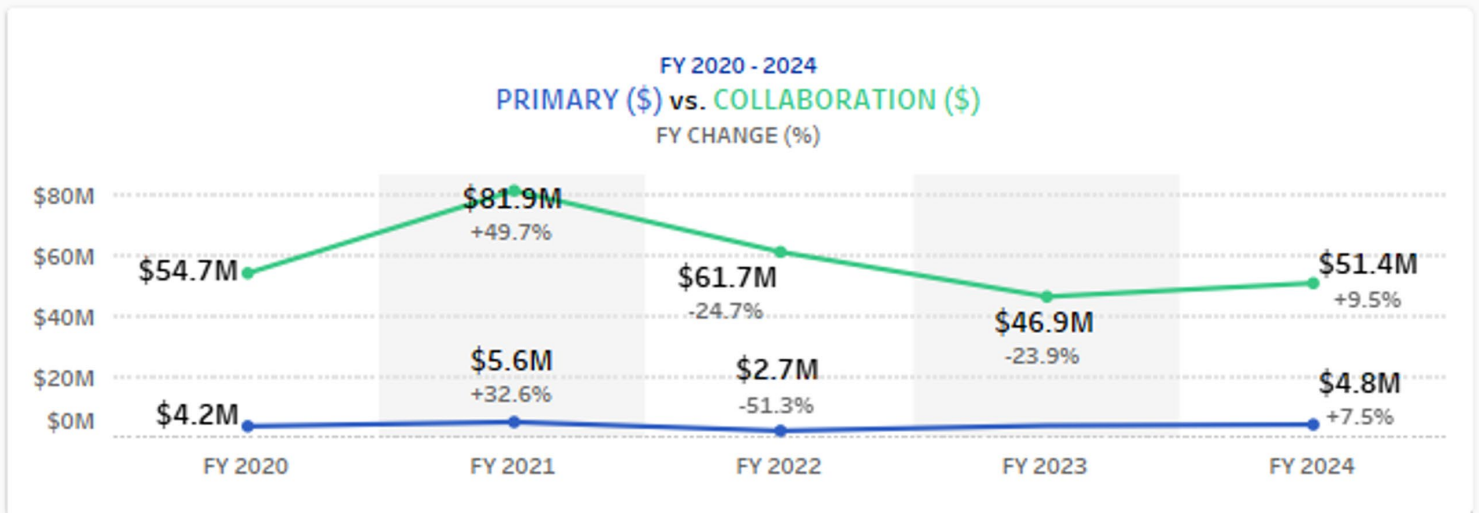
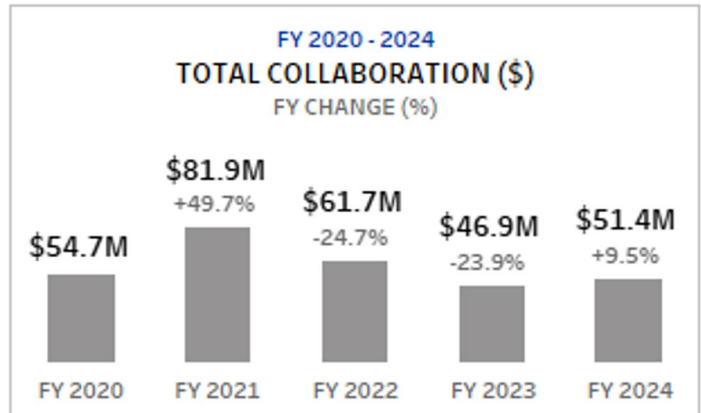
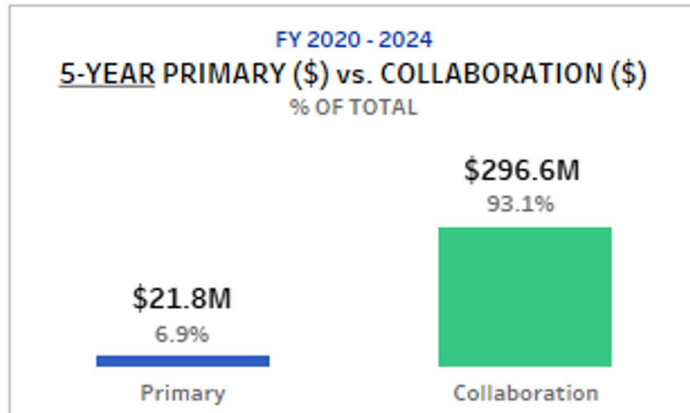
Report Notes:

- Primary total includes all dollars for projects assigned to the primary department of the contact principal investigator (PI) or the unit responsible for the project.
- Collaborations are based on co-investigator (Co-I) involvement on projects outside of the responsible department or unit.
- Collaboration dollars equal the total award for the project during the academic fiscal year—they do not represent the enrichment split or the faculty percent effort on the sponsored project grant.

Academic Fiscal Years
FY 2020 - 2024

Responsible College
Public Health

Responsible Unit
Epidemiology & Environmental Health



- **Primary:** Awards that have been assigned to the department based on the Electronic Internal Approval Form (eIAF) as being the responsible unit. This may or may not be the principal investigator's (PI) academic home unit.
- **Collaboration:** Awards that engage departments other than the unit responsible for the project where there is a division of labor. For example, the responsible unit for a project may be the College of Medicine but include co-investigators (Co-I) from the College of Social Work. In the example, the award would be listed as a collaboration for the College of Social Work.
- **Principal Investigator (PI):** Person(s) designated by the University to direct the research project or program and be responsible for the project's scientific and technical direction.

Notes:

- Collaboration dollars equal the total award for the project during the academic fiscal year—they do not represent the enrichment split or the faculty percent effort on the sponsored project grant.

Sponsored Project Grants & Contracts, Collaboration Totals, Academic Fiscal Year 2024

Responsible College	Responsible Unit	Source of Funding	Primary	Collaboration	Total
Public Health	Health Management P.	Federal Government		\$13,417,047	\$13,417,047
		State Government	\$115,986	\$907,921	\$1,023,907
		Industry		\$150,000	\$150,000
		Nonprofit	\$30,000	\$1,337,659	\$1,367,659
		Other	\$20,320	\$7,930,222	\$7,950,542
		College or Unit Total	\$166,306	\$23,742,849	\$23,909,155

Source: University of Kentucky, Office of Sponsored Projects Administration (OSPA) Database

Compiled by: University of Kentucky, Office of the Vice President for Research

Data Updated: 8th day of every month at 6:00 AM

Report includes the following variable selections:

Year: Academic FY 2024; College or Unit: Public Health; Source of Funding: All

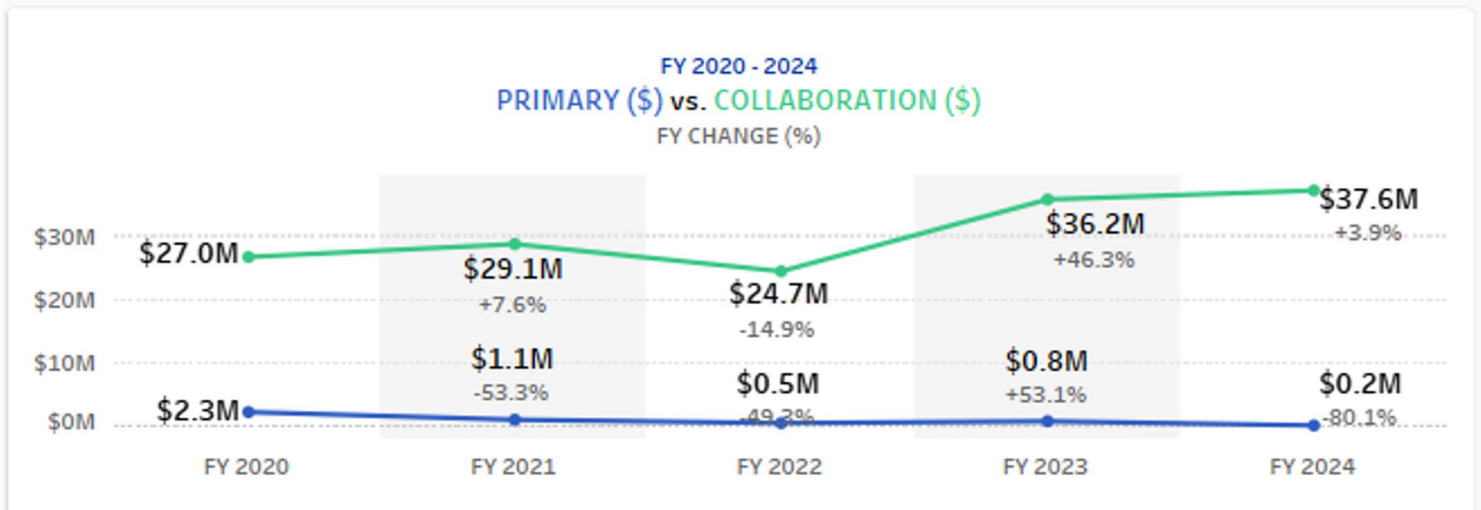
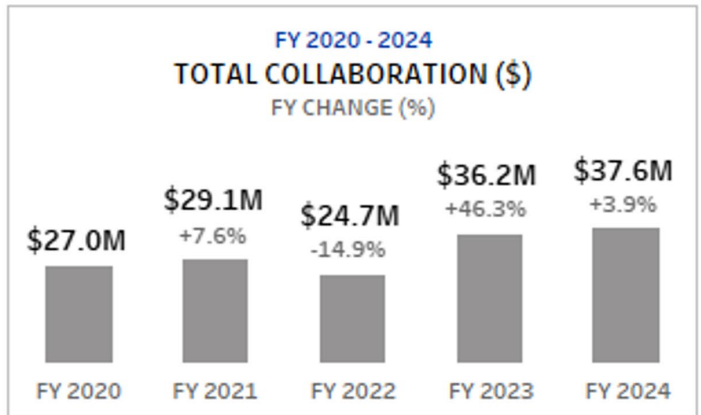
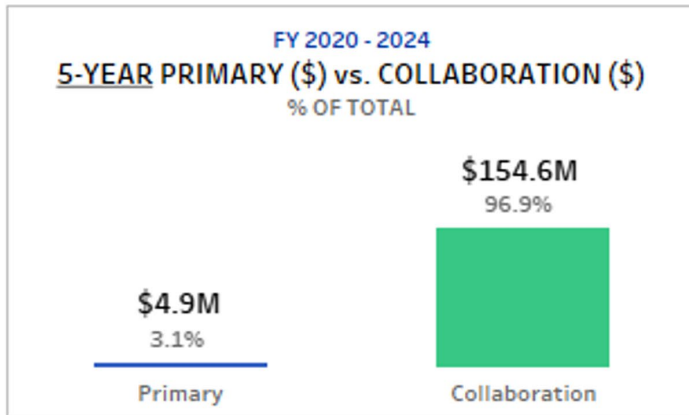
Report Notes:

- Primary total includes all dollars for projects assigned to the primary department of the contact principal investigator (PI) or the unit responsible for the project.
- Collaborations are based on co-investigator (Co-I) involvement on projects outside of the responsible department or unit.
- Collaboration dollars equal the total award for the project during the academic fiscal year—they do not represent the enrichment split or the faculty percent effort on the sponsored project grant.

Academic Fiscal Years
FY 2020 - 2024

Responsible College
Public Health

Responsible Unit
Health Services Management



- **Primary:** Awards that have been assigned to the department based on the Electronic Internal Approval Form (eIAF) as being the responsible unit. This may or may not be the principal investigator's (PI) academic home unit.
- **Collaboration:** Awards that engage departments other than the unit responsible for the project where there is a division of labor. For example, the responsible unit for a project may be the College of Medicine but include co-investigators (Co-I) from the College of Social Work. In the example, the award would be listed as a collaboration for the College of Social Work.
- **Principal Investigator (PI):** Person(s) designated by the University to direct the research project or program and be responsible for the project's scientific and technical direction.

Notes:

- Collaboration dollars equal the total award for the project during the academic fiscal year—they do not represent the enrichment split or the faculty percent effort on the sponsored project grant.

Sponsored Project Grants & Contracts, Collaboration Totals, Academic Fiscal Year 2024

Responsible College	Responsible Unit	Source of Funding	Primary	Collaboration	Total
Public Health	Health, Behavior, and Society	Federal Government	\$1,883,155	\$8,710,736	\$10,593,891
		Nonprofit		\$35,000	\$35,000
		Other	\$132,425	\$250,690	\$383,115
		College or Unit Total	\$2,015,580	\$8,996,426	\$11,012,006

Source: University of Kentucky, Office of Sponsored Projects Administration (OSPA) Database

Compiled by: University of Kentucky, Office of the Vice President for Research

Data Updated: 8th day of every month at 6:00 AM

Report includes the following variable selections:

Year: Academic FY 2024; College or Unit: Public Health; Source of Funding: All

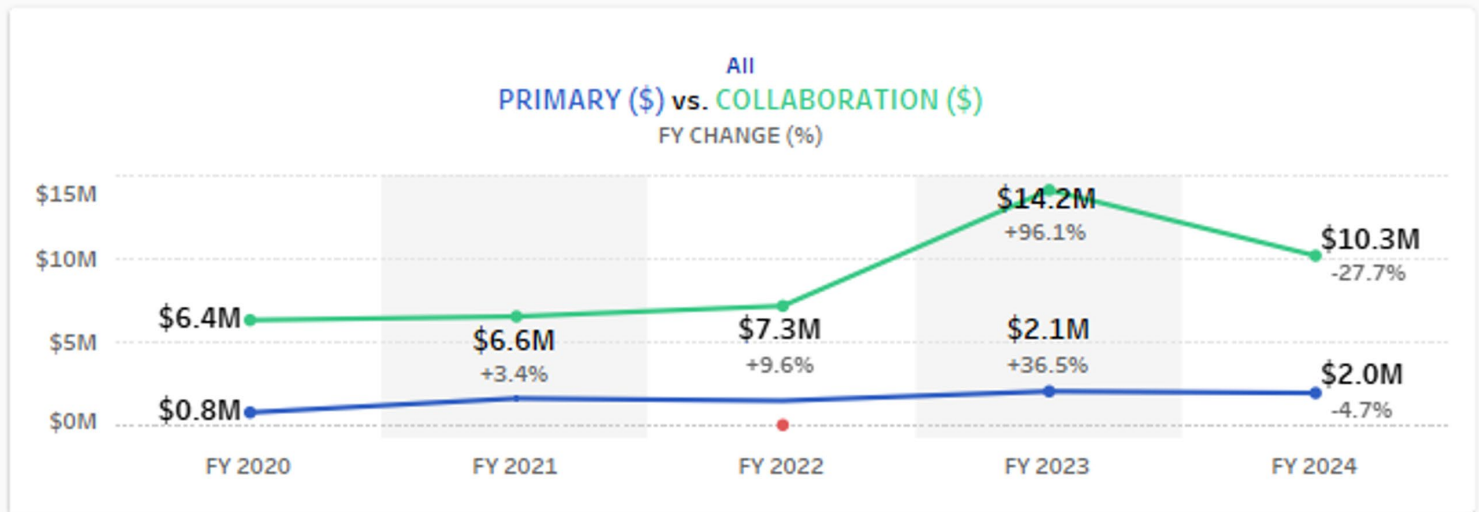
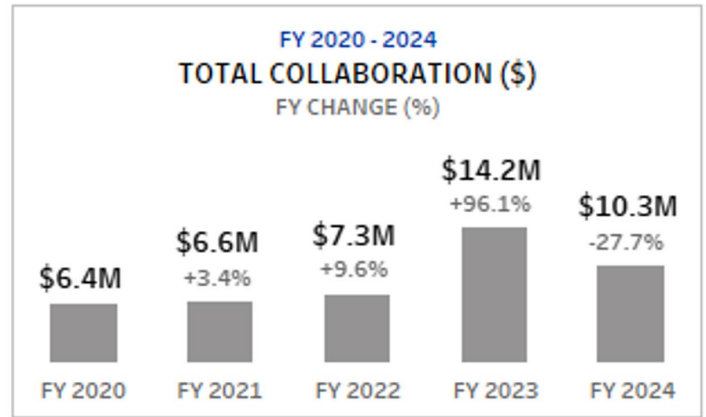
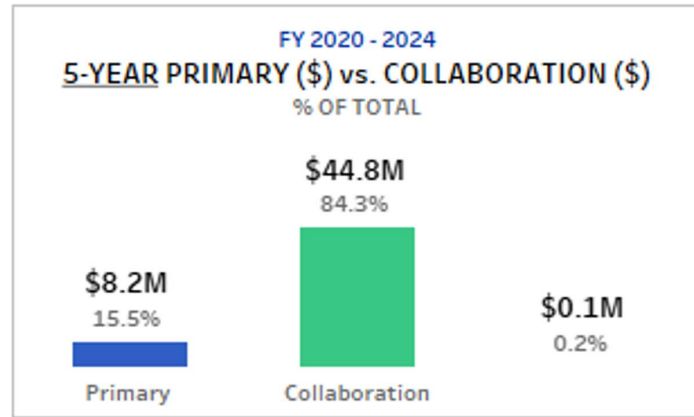
Report Notes:

- Primary total includes all dollars for projects assigned to the primary department of the contact principal investigator (PI) or the unit responsible for the project.
- Collaborations are based on co-investigator (Co-I) involvement on projects outside of the responsible department or unit.
- Collaboration dollars equal the total award for the project during the academic fiscal year—they do not represent the enrichment split or the faculty percent effort on the sponsored project grant.

Academic Fiscal Years
FY 2020 - 2024

Responsible College
Public Health

Responsible Unit
Health Behavior



- **Primary:** Awards that have been assigned to the department based on the Electronic Internal Approval Form (eIAF) as being the responsible unit. This may or may not be the principal investigator’s (PI) academic home unit.
- **Collaboration:** Awards that engage departments other than the unit responsible for the project where there is a division of labor. For example, the responsible unit for a project may be the College of Medicine but include co-investigators (Co-I) from the College of Social Work. In the example, the award would be listed as a collaboration for the College of Social Work.
- **Principal Investigator (PI):** Person(s) designated by the University to direct the research project or program and be responsible for the project’s scientific and technical direction.

Notes:

- Collaboration dollars equal the total award for the project during the academic fiscal year—they do not represent the enrichment split or the faculty percent effort on the sponsored project grant.

Sponsored Project Grants & Contracts, Collaboration Totals, Academic Fiscal Year 2024

Responsible College	Responsible Unit	Source of Funding	Primary	Collaboration	Total
Public Health	Kentucky Injury Prevention and Research Center (KIPRC)	Federal Government	\$6,138,419		\$6,138,419
		State Government	\$1,123,961		\$1,123,961
		Nonprofit	\$205,408	\$384,662	\$590,070
		College or Unit Total	\$7,467,788	\$384,662	\$7,852,450

Source: University of Kentucky, Office of Sponsored Projects Administration (OSPA) Database

Compiled by: University of Kentucky, Office of the Vice President for Research

Data Updated: 8th day of every month at 6:00 AM

Report includes the following variable selections:

Year: Academic FY 2024; College or Unit: Public Health; Source of Funding: All

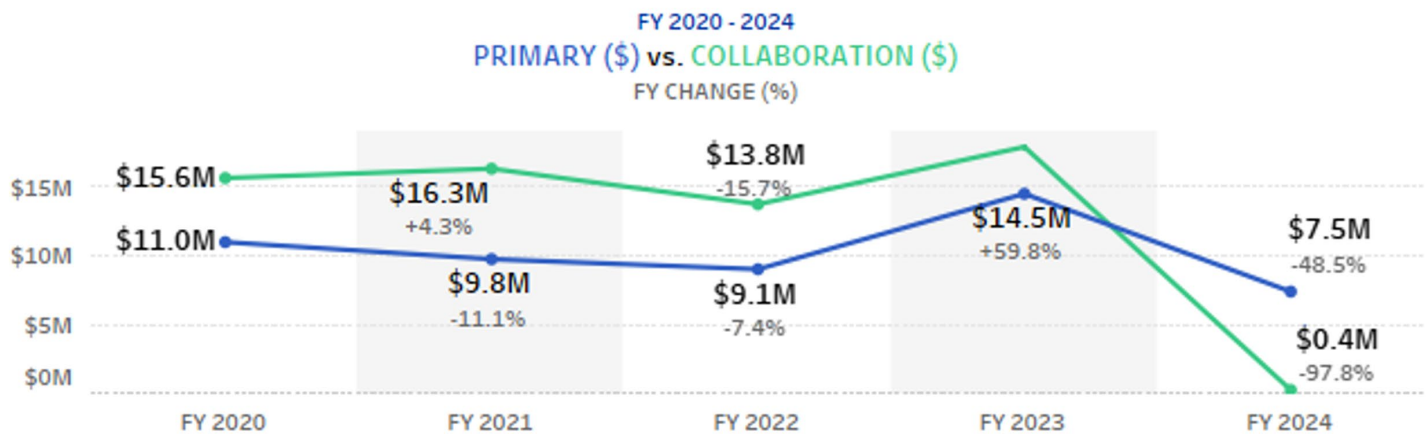
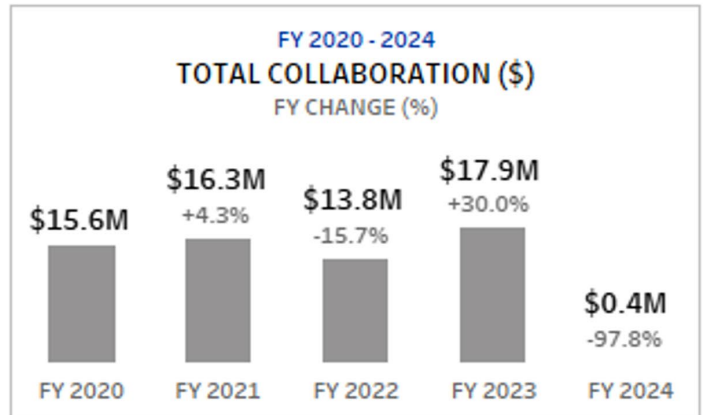
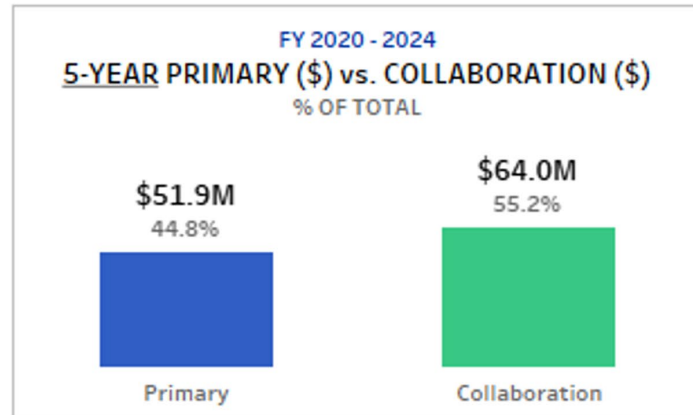
Report Notes:

- Primary total includes all dollars for projects assigned to the primary department of the contact principal investigator (PI) or the unit responsible for the project.
- Collaborations are based on co-investigator (Co-I) involvement on projects outside of the responsible department or unit.
- Collaboration dollars equal the total award for the project during the academic fiscal year—they do not represent the enrichment split or the faculty percent effort on the sponsored project grant.

Academic Fiscal Years
FY 2020 - 2024

Responsible College
Public Health

Responsible Unit
Kentucky Injury Prevention and Rese..



- **Primary:** Awards that have been assigned to the department based on the Electronic Internal Approval Form (eIAF) as being the responsible unit. This may or may not be the principal investigator's (PI) academic home unit.
- **Collaboration:** Awards that engage departments other than the unit responsible for the project where there is a division of labor. For example, the responsible unit for a project may be the College of Medicine but include co-investigators (Co-I) from the College of Social Work. In the example, the award would be listed as a collaboration for the College of Social Work.
- **Principal Investigator (PI):** Person(s) designated by the University to direct the research project or program and be responsible for the project's scientific and technical direction.

Notes:

- Collaboration dollars equal the total award for the project during the academic fiscal year—they do not represent the enrichment split or the faculty percent effort on the sponsored project grant.

Enrichment Award By College and Unit FY 2023-24 & FY 2024-25 Enrichment Award by Funded Department

Source: Research Administrative and Fiscal Affairs

Contact: Judy Duncan

Updated: 10/5/2024 6:06:44 AM

Major Unit ..	Dist Dept	Dist Dept Name (group)	FY 2023-24		FY 2024-25	
			Enrichment Base	Enrichment Award	Enrichment Base	Enrichment Award
Public Health	7P000	Public Health	\$198.48	\$31.76	\$448.51	\$71.76
	7P140	Dept Of Preventive Med & Envir	\$66,138.95	\$10,582.24	\$29,829.01	\$4,772.66
	7P150	Health Behavior	\$308,165.32	\$46,708.41	\$398,119.38	\$62,230.17
	7P160	Health Management	\$326,501.95	\$48,342.25	\$286,662.09	\$41,115.35
	7P170	Epidemiology	\$1,291,603.37	\$192,003.62	\$1,715,858.10	\$269,868.73
	7P180	Biostatistics	\$1,212,017.03	\$192,700.93	\$1,576,565.94	\$251,244.92
	7P190	Gerontology	\$665.02	\$106.39	\$147.72	\$23.64
	7P210	KY Injury Prev & Research Ctr	\$1,235,262.40	\$197,137.21	\$1,478,505.31	\$236,061.19
	7P240	Center for Public Health Syste	\$901.01	\$144.16	\$52.82	\$8.45
	7P270	Ctr for Innovation and Populat	\$395,331.91	\$62,484.02	\$492,777.03	\$78,414.00
	7P280	Center for the Environment			\$1,745.92	\$279.35
	7P410	Assoc Dean for Research			\$1,871.50	\$299.44
	7P610	Dean	\$65,036.06	\$8,218.98	\$56,438.43	\$6,103.32
	7P620	Public Health Business & Finan	\$5,372.32	\$859.57	\$7,103.21	\$1,136.51
	Total		\$4,907,193.82	\$759,319.54	\$6,046,124.97	\$951,629.49
Grand Total			\$4,907,193.82	\$759,319.54	\$6,046,124.97	\$951,629.49

Note: The Vice President for Research returns to the college 16% of the realized F&A for awards involving multiple units (i.e. departments and/or centers) and 10% of the realized F&A for awards involving a single unit. Enrichment returns funds come 2 years after an award is made as it takes this long to accrue F&A.

Enrichment Award By College and Unit

FY 2024-25 Academic Dept. 2% Enrichment Award

Source: Research Administrative and Fiscal Affairs

Contact: Judy Duncan

Updated:10/5/2024 6:06:50 AM

College/Unit	Department	AC Home Description	Year
			FY 2024-25
Public Health	7P150	Department of Health, Behavior	\$8,076.82
	7P160	Health Mgmt & Policy	\$21,361.08
	7P170	Epidemiology & Environ	\$44,470.24
	7P180	Biostatistics	\$5,994.93
	7P210	KY Injury Prev & Research Ctr	\$988.45
	7P270	CENTER FOR INNOVATION AND POPULATI..	\$1,246.62
	Total		
Grand Total			\$82,138.14

Note: 2% F&A returned to the academic home department of the Principal Investigator.