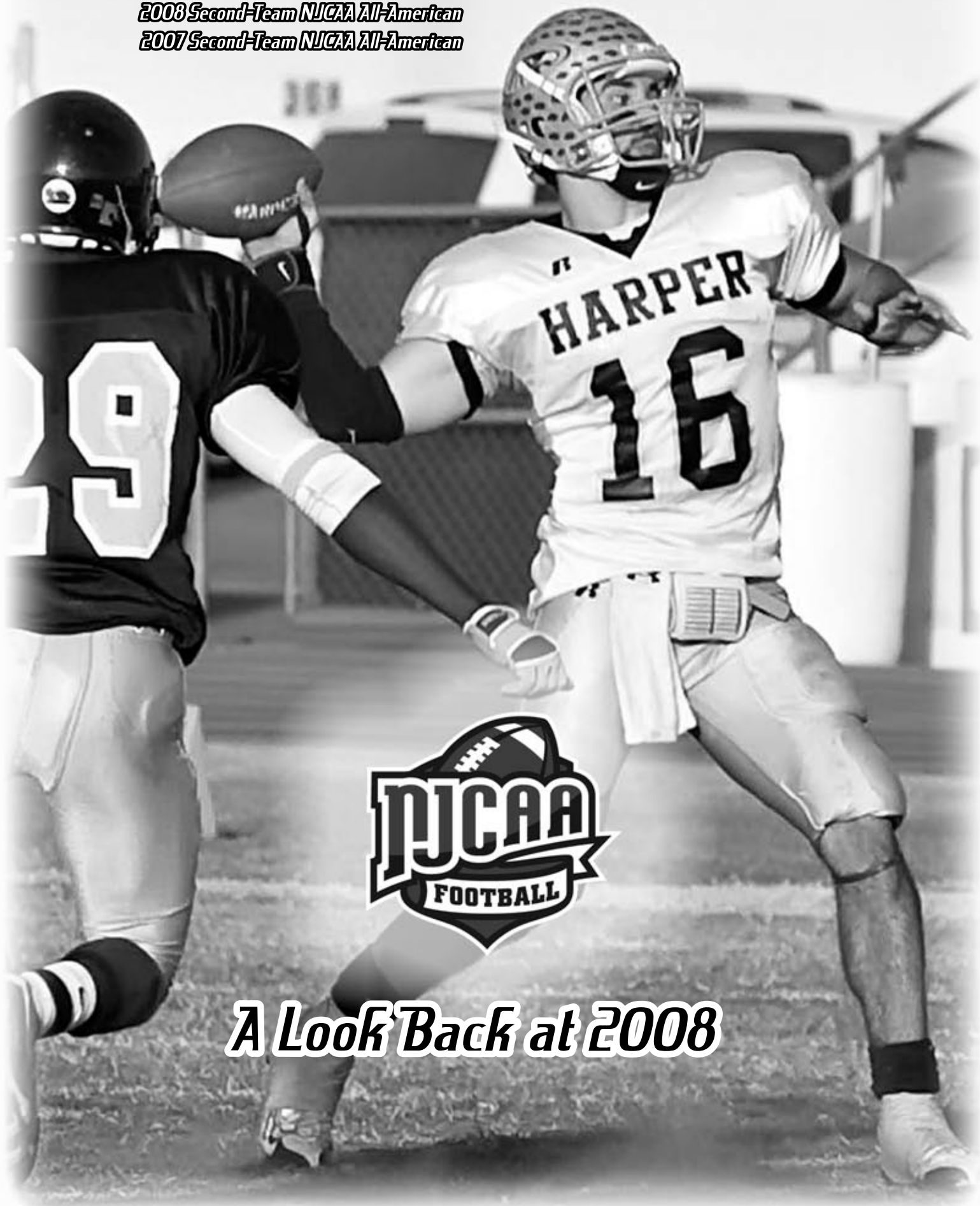


*Garret Barnas, Harper College (Ill.)  
2003 Second-Team NJCAA All-American  
2007 Second-Team NJCAA All-American*



***A Look Back at 2008***

# 2008 FINAL NJCAA/JC FOOTBALL.COM POLL



## JCFOOTBALL.com

Rank	College	Record	Total Votes	2008 Highlights
1	Butler Community College, Kan.	11-1	140	Won 2nd straight national title with win over Snow in Top of Mountains Bowl.
2	Snow College, Utah	11-1	129	Finished 11-1 for third straight season; fell to Butler in Top of Mountains Bowl.
3	Harper College, Ill.*	11-1	126	Capped off season with dramatic win in the Valley of the Sun Bowl over Phoenix.
4	Mississippi Gulf Coast Community College	10-2	118	Won MACJC for the second year in a row. Defeated Ga. Military in Mississippi Bowl.
5	Navarro College, Texas	10-1	117	Held No. 1 ranking for seven weeks, finished second in Southwest JC Football Conference.
6	Fort Scott Community College, Kan.	9-2	93	Won second straight bowl game with 30-14 win over Blinn in C.H.A.M.P.S. Heart of Texas Bowl.
7	Glendale Community College, Ariz.	8-2	81	Finished third in WSFL.
8	Iowa Central Community College	8-3	78	Won feature game of Graphic Edge Bowl; 20-10 over Dean.
9	Georgia Military College	9-2	75	Turned in a 9-win season, but fell to Miss. Gulf Coast in Mississippi Bowl.
10	East Mississippi Community College	8-2	73	Won the North Division of the MACJC; fell in conf. playoffs to Pearl River.
11	Blinn College, Texas	9-3	72	Handed Navarro their only loss of season; won SWJCFC and appeared in Heart of Texas Bowl.
12	Phoenix College, Ariz.	7-4	64	Finished second in WSFL, fell to Harper in Valley of the Sun Bowl.
13	Pearl River Community College, Miss.	8-3	63	Was runner up to Mississippi Gulf Coast in MACJC for second straight season.
14	Jones County Junior College, Miss.	7-2	56	Was one of the top teams in Miss., but missed MACJC playoffs due to losses to Pearl River and Miss. Gulf Coast.
15	Dean College, Mass.	10-1	44	NFC Champs for first time since '99, only loss came in Graphic Edge Bowl to Iowa Central.
16	Ellsworth Community College, Iowa	8-3	39	Defeated College of DuPage in first game of Graphic Edge Bowl.
17	Eastern Arizona College	8-3	35	Led NJCAA in team rushing yards for third straight season.
18	Rochester Comm. & Technical College, Minn.	8-2	29	Defeated Lackawanna in first-ever North Star Bowl.
19	Hutchinson Community College, Kan.	7-4	20	Fell in KJCCC title game to Butler.
20	Vermilion Community College, Minn.	8-3	13	Fell in MCAC title game to Mesabi Range.

*\*2008 NJCAA Non-Scholarship Division Champions*



## Butler Grizzlies End 2008 Season with Third National Title in Six Years

COLORADO SPRINGS, Colo. (Dec. 9, 2008) -- The final NJCAA / JC Football.com Poll of the 2008 season had no surprises as **Butler Community College** (Kan.) was unanimously voted No. 1. The Grizzlies earned the top spot after their dramatic 37-30 double overtime victory over previous No. 1 **Snow College** (Utah) Dec. 6 at the NJCAA National Championship Game in the Zions Bank Top of the Mountains Bowl.

**Butler's** win gave them their second-straight national championship as they were co-national champions with Mississippi Gulf Coast Community College in 2007. The Grizzlies now have six national championships (1981, 1998, 1999, 2003, 2007, and 2008) in football, including three within the last six years. Butler is now the first program in NJCAA history to twice repeat as national champions.

Butler head coach Troy Morrell (pictured right) now has a 95-11 overall record (.897) in nine seasons at the helm, including three national titles and eight conference titles.



*Zac Taylor helped the Grizzlies to the program's third national title in six years. Photo courtesy of Butler Community College.*



*All-American Garrett Barnas helped lead Harper to victory in the Valley of the Sun Bowl by scoring 33 unanswered points in the fourth quarter. Photo by Shane Farmer.*

**Snow** finishes the season with an 11-1 record and No. 2 in the poll. The Badgers have finished with an 11-1 record each of the past three seasons and have now twice ended the season ranked second in the final poll (2006).

**Harper College** (Ill.) moved up to No. 3 in the rankings after defeating then No. 8 Phoenix College (Ariz.) 39-38 in the Valley of the Sun Bowl on Dec. 6. The Hawks rallied from a 38-6 deficit in the fourth quarter to beat the Bears on their home field. As the highest ranking non-scholarship program, Harper is also awarded the NJCAA Non-Scholarship Championship for 2008 - an award the NJCAA Football Coaches Association has given out annually since 2000.

After winning the first-ever Mississippi Bowl in dominating fashion, a 41-7 victory over then third-ranked Georgia Military College, **Mississippi Gulf Coast Community College** ends 2008 ranked fourth in the poll. The Bulldogs end with a 10-2 record.

After holding the No. 1 post for seven weeks in the regular season, **Navarro College** (Texas), 10-1, finishes 2008 at No. 5.

**Fort Scott Community College** (Kan.), **Glendale Community College** (Ariz.), **East Mississippi Community College**, **Georgia Military College**, and **Iowa Central Community College** rounded out the top 10.

## Dec. 9, 2008 - Championship Poll

1. Butler CC, Kan. (11-1), 140, 7
2. Snow College, Utah (11-1), 129
3. Harper College, Ill. (11-1), 126
4. Miss. Gulf Coast CC (10-2), 118
5. Navarro College, Texas (10-1), 117
6. Ft. Scott CC, Kan. (9-2), 93
7. Glendale CC, Ariz. (8-2), 81
8. Iowa Central CC (8-3), 78
9. Georgia Military College (9-2), 75
10. East Miss. CC (8-2), 73
11. Blinn College, Texas (9-3), 72
12. Phoenix College, Ariz. (7-4), 64
13. Pearl River CC, Miss. (8-3), 63
14. Jones County JC, Miss. (7-2), 56
15. Dean College, Mass. (10-1), 44
16. Ellsworth CC, Iowa (8-3), 39
17. Eastern Ariz. College (8-3), 35
18. Rochester CTC, Minn. (8-2), 29
19. Hutchinson CC, Kan. (7-4), 20
20. Vermilion CC, Minn. (8-3), 13

## Nov. 18, 2008

1. Snow College, Utah (11-0), 140, 7
2. Butler CC, Kan. (10-1), 133
3. Georgia Military College (9-1), 122
4. Harper College, Ill. (10-1), 117
5. Blinn College, Texas (9-2), 114
6. Navarro College, Texas (10-1), 107
7. Miss. Gulf Coast CC (9-2), 99
8. Phoenix College, Ariz. (7-3), 88
9. Glendale CC, Ariz. (8-2), 81
10. Dean College, Mass. (10-0), 79
11. East Miss. CC (8-2), 71
12. Pearl River CC (8-3), 54
13. Jones County JC, Miss. (7-2), 51
14. Ft. Scott CC, Kan. (8-2), 44
15. Eastern Ariz. College (8-3), 42
16. Iowa Central CC (7-3), 31
17. Hutchinson CC, Kan. (7-4), 26
18. Ellsworth CC, Iowa (7-3), 23
19. Vermilion CC, Minn. (8-3), 20
20. Rochester CTC, Minn. (7-2), 13

## Nov. 11, 2008

1. Navarro College, Texas (10-0), 140, 7
2. Snow College, Utah (10-0), 129
3. Butler CC, Kan. (9-1), 127
4. Georgia Military College (8-1), 118
5. Harper College, Ill. (10-1), 112
6. Blinn College, Texas (8-2), 101
7. Miss. Gulf Coast CC (9-2), 101
8. Phoenix College, Ariz. (7-3), 85
9. Glendale CC, Ariz. (7-2), 80
10. Dean College, Mass. (10-0), 79
11. East Miss. CC (8-2), 70
12. Ft. Scott CC, Kan. (8-2), 55
13. Pearl River CC, Miss. (8-3), 48
14. Jones County JC, Miss. (7-2), 48
15. Hutchinson CC, Kan. (7-3), 47
16. Eastern Ariz. College (7-3), 41
17. Iowa Central CC (7-3), 18
18. Ellsworth CC, Iowa (7-3), 16
19. Vermilion CC, Minn. (8-3), 16
20. Rochester CTC, Minn. (7-2), 16

## Nov. 4, 2008

1. Navarro College, Texas (9-0), 140, 7
2. Snow College, Utah (9-0), 132
3. Butler CC, Kan. (8-1), 127
4. Georgia Military College (7-1), 119
5. Harper College, Ill. (9-1), 110
6. Phoenix College, Ariz. (7-2), 98
7. Blinn College, Texas (7-2), 89
8. Miss. Gulf Coast CC (8-2), 89
9. Ft. Scott CC, Kan. (8-1), 84
10. Pearl River CC, Miss. (8-2), 80
11. Glendale CC, Ariz. (7-2), 72
12. Dean College, Mass. (9-0), 60
13. East Miss. CC (8-2), 51
14. Ellsworth CC, Iowa (7-2), 46
15. Jones County JC, Miss. (7-2), 45
16. Lackawanna College, Pa. (7-1), 29
17. Vermilion CC, Minn. (8-2), 24
18. Eastern Ariz. College (6-3), 18
19. Rochester CTC, Minn. (7-2), 15
20. Hutchinson CC, Kan. (6-3), 13

## Oct. 28, 2008

1. Navarro College, Texas (8-0), 140, 7
2. Snow College, Utah (8-0), 132
3. Butler CC, Kan. (7-1), 127
4. Ft. Scott CC, Kan. (8-0), 118
5. Georgia Military College (7-1), 111
6. Blinn College, Texas (7-1), 107
7. Harper College, Ill. (8-1), 96
8. East Miss. CC (8-1), 89
9. Phoenix College, Ariz. (6-2), 81
10. Miss. Gulf Coast CC (7-2), 72
11. Glendale CC, Ariz. (6-2), 61
12. Pearl River CC, Miss. (7-2), 60
13. Dean College, Mass. (8-0), 59
14. Garden City CC, Kan. (6-2), 47
15. Jones County JC, Miss. (7-2), 41
16. Iowa Central CC (6-2), 35
17. Eastern Ariz. College (6-2), 34
18. Lackawanna College, Pa. (6-1), 20
19. Ellsworth CC, Iowa (6-2), 15
20. Rochester CTC, Minn. (7-2), 13

## Oct. 21, 2008

1. Navarro College, Texas (7-0), 140, 7
2. Snow College, Utah (8-0), 132
3. Butler CC, Kan. (6-1), 126
4. Ft. Scott CC, Kan. (7-0), 117
5. Georgia Military College (6-1), 109
6. Blinn College, Texas (6-1), 109
7. Pearl River CC, Miss. (7-1), 99
8. Jones County JC, Miss. (7-1), 91
9. Harper College, Ill. (7-1), 81
10. East Miss. CC (7-1), 68
11. Miss. Gulf Coast CC (6-2), 67
12. Phoenix College, Ariz. (5-2), 55
13. Dean College, Mass. (7-0), 52
14. Glendale CC, Ariz. (5-2), 44
15. Minn. West CTC (7-1), 38
16. Garden City CC, Kan. (6-2), 33
17. Iowa Central CC (5-2), 25
18. Eastern Ariz. College (5-2), 21
19. Lackawanna College, Pa. (5-1), 19
20. Ellsworth CC, Iowa (5-2), 18

## Oct. 14, 2008

1. Navarro College, Texas (6-0), 140, 7
2. Snow College, Utah (7-0), 132
3. Butler CC, Kan. (5-1), 127
4. Ft. Scott CC, Kan. (6-0), 115
5. Georgia Military College (5-1), 110
6. Blinn College, Texas (5-1), 107
7. Pearl River CC, Miss. (6-1), 99
8. Jones County JC, Miss. (6-1), 90
9. Glendale CC, Ariz. (5-1), 85
10. Iowa Central CC (5-1), 73
11. Harper College, Ill. (6-1), 70
12. Miss. Gulf Coast CC (5-2), 52
13. Ellsworth CC, Iowa (5-1), 51
14. East Miss. CC (6-1), 51
15. Dean College, Mass. (6-0), 31
16. Minn. West CTC (6-1), 28
17. Garden City CC, Kan. (5-2), 25
18. Phoenix College, Ariz. (4-2), 20
19. Eastern Ariz. College (4-2), 18
20. Lackawanna College, Pa. (5-1), 12
20. C. Lakes College, Minn. (6-1), 12

## Oct. 7, 2008

1. Navarro College, Texas (5-0), 140, 7
2. Snow College, Utah (6-0), 132
3. Butler CC, Kan. (5-1), 127
4. Georgia Military College (4-1), 112
5. Ft. Scott CC, Kan. (5-0), 111
6. Blinn College, Texas (4-1), 108
7. Pearl River CC, Miss. (5-1), 100
8. Jones County JC, Miss. (5-1), 84
9. C. Lakes College, Minn. (6-0), 81
10. Glendale CC, Ariz. (4-1), 81
11. Harper College, Ill. (5-1), 64
12. Iowa Central CC (4-1), 63
13. Eastern Ariz. College (4-1), 51
14. Ellsworth CC, Iowa (4-1), 48
15. Miss. Gulf Coast CC (4-2), 41
16. East Miss. CC (5-1), 37
17. Trinity Valley CC, Texas (4-1), 29
18. Dean College, Mass. (5-0), 11
19. Garden City CC, Kan. (4-2), 9
20. Phoenix College, Ariz. (3-2), 8

## Sept. 30, 2008

1. Navarro College, Texas (4-0), 139, 6
2. Snow College, Utah (5-0), 132, 1
3. Jones County JC, Miss. (5-0), 123
4. Butler CC, Kan. (4-1), 122
5. Georgia Military College (3-1), 102
6. Iowa Central CC (4-0), 101
7. Miss. Gulf Coast CC (4-1), 98
8. Blinn College, Texas (3-1), 93
9. Ft. Scott CC, Kan. (4-0), 89
10. Pearl River CC, Miss. (4-1), 68
11. C. Lakes College, Minn. (5-0), 62
12. Trinity Valley CC, Texas (4-0), 59
13. Glendale CC, Ariz. (3-1), 56
14. Lackawanna College, Pa. (4-0), 53
15. Harper College, Ill. (4-1), 36
16. Eastern Ariz. College (3-1), 34
17. Ellsworth CC, Iowa (3-1), 32
18. Phoenix College, Ariz. (3-1), 22
19. Miss. Delta CC (4-1), 18
20. East Miss. CC (4-1), 11

## Sept. 23, 2008

1. Blinn College, Texas (3-0), 139, 6
2. Navarro College, Texas (3-0), 130
3. Snow College, Utah (4-0), 122, 1
4. Jones County JC, Miss. (4-0), 115
5. Butler CC, Kan. (2-1), 112
6. Pearl River CC, Miss. (4-0), 97
7. Georgia Military College (3-1), 93
8. Iowa Central CC (3-0), 87
9. Glendale CC, Ariz. (3-0), 83
10. Miss. Gulf Coast CC (3-1), 82
11. Ft. Scott CC, Kan. (3-0), 77
12. Harper College, Ill. (4-0), 72
13. C. Lakes College, Minn. (4-0), 44
13. Nassau CC, N.Y. (2-1), 44
15. Trinity Valley CC, Texas (3-0), 31
16. Rochester CTC, Minn. (3-1), 28
17. Lackawanna College, Pa. (3-0), 20
18. Eastern Ariz. College (2-1), 18
19. Coahoma CC, Miss. (3-0), 14
20. Ellsworth CC, Iowa (2-1), 11

## Sept. 16, 2008

1. Blinn College, Texas (2-0), 139, 6
2. Miss. Gulf Coast CC (3-0), 133, 1
3. Navarro College, Texas (2-0), 123
4. Snow College, Utah (3-0), 114
5. Jones County JC, Miss. (3-0), 107
6. Butler CC, Kan. (2-1), 104
7. Pearl River CC, Miss. (3-0), 91
8. Georgia Military College (2-1), 84
9. Iowa Central CC (2-0), 83
10. Eastern Ariz. College (2-0), 78
11. Glendale CC, Ariz. (2-0), 61
12. Ft. Scott CC, Kan. (2-0), 59
12. Harper College, Ill. (3-0), 59
14. Garden City CC, Kan. (2-1), 46
15. Erie CC, N.Y. (2-0), 45
16. C. Lakes College, Minn. (3-0), 31
17. Ellsworth CC, Iowa (2-0), 28
18. Nassau CC, N.Y. (1-1), 24
19. Kilgore College, Texas (1-1), 20
20. Rochester CTC, Minn. (2-1), 12

## Sept. 9, 2008

1. Blinn College, Texas (2-0), 139, 6
2. Miss. Gulf Coast CC (2-0), 133, 1
3. Navarro College, Texas (2-0), 120
4. Snow College, Utah (2-0), 116
5. Jones County JC, Miss. (2-0), 106
6. Butler CC, Kan. (1-1), 104
7. Nassau CC, N.Y. (1-0), 87
8. Pearl River CC, Miss. (2-0), 86
9. Iowa Central CC (1-0), 78
10. Georgia Military College (1-1), 77
11. Eastern Ariz. College (1-0), 74
12. Ft. Scott CC, Kan. (1-0), 58
13. Glendale CC, Ariz. (1-0), 57
14. Garden City CC, Kan. (1-1), 44
15. Harper College, Ill. (2-0), 39
16. Erie CC, N.Y. (1-0), 38
17. C. Lakes College, Minn. (2-0), 34
18. Kilgore College, Texas (1-1), 17
19. Ellsworth CC, Iowa (1-0), 14
20. Rochester CTC, Minn. (1-1), 13

## 2008 NJCAA / JC Football.com Preseason Poll - July 28, 2008

1. Butler CC, Kan.;
2. Blinn College, Texas;
3. Miss. Gulf Coast CC;
4. Snow College, Utah;
5. Georgia Military College;
6. Navarro College, Texas;
7. Jones County JC, Miss.;
8. Nassau CC, N.Y.;
9. Garden City CC, Kan.;
10. Rochester CTC, Minn.;
11. Iowa Central CC;
12. Eastern Arizona College;
13. Pearl River CC, Miss.;
14. Kilgore College, Texas;
15. Glendale CC, Ariz.;
16. Joliet JC, Ill.;
17. Erie CC, N.Y.;
18. Ft. Scott CC, Kan.;
19. Central Lakes College, Minn.;
20. Itawamba CC, Miss.;
21. Mesa CC, Ariz.;
22. Grand Rapids CC, Mich.;
23. Coffeyville CC, Kan.;
24. Cisco College, Texas;
25. Vermilion CC, Minn.



# 2008 FINAL CONFERENCE STANDINGS

Kansas Jayhawk CCC		
School	Conf.	Overall
Butler	7-0	11-1
Fort Scott	6-1	9-2
Hutchinson	4-3	7-4
Garden City	4-3	6-4
Coffeyville	2-5	3-6
Independence	2-5	2-7
Dodge City	2-5	2-7
Highland	1-6	1-8
<b>Region 6 Semifinals</b>		
<i>Hutchinson 30, Fort Scott 17</i>		
<i>Butler 24, Garden City 19</i>		
<b>Region 6 Championship</b>		
<i>Butler 29, Hutchinson 14</i>		

Midwest Football Conf. - East		
School	Conf.	Overall
Harper	7-1	11-1
DuPage	4-4	6-6
Grand Rapids	3-5	3-7
Joliet	3-5	4-6
Rock Valley	2-6	3-6
<b>MFC East Semi-finals</b>		
<i>Harper 28, Joliet 7</i>		
<i>DuPage 29, Grand Rapids 7</i>		
<b>MFC East Championship</b>		
<i>Harper 42, DuPage 6</i>		

Midwest Football Conf.- West		
School	Conf.	Overall
Ellsworth	7-1	8-3
Iowa Central	5-3	8-3
North Dakota St.	3-5	5-5
North Iowa Area	2-6	3-6
<b>MFC West Championship</b>		
<i>Iowa Central 16, Ellsworth 12</i>		

MCAC - North Division		
School	Conf.	Overall
Vermilion	3-1	8-3
Mesabi	3-1	6-5
Fond du Lac	2-2	2-7
Itasca	0-4	1-8
*Northland	0-4	0-9
<i>*Forced to forfeit all games in '08</i>		
<b>MCAC Semifinals</b>		
<i>Vermilion 27, Central Lakes 26</i>		
<i>Mesabi Range 36, Minnesota West 34</i>		
<b>MCAC Championship</b>		
<i>Mesabi Range 6, Vermilion 0</i>		

MCAC - South Division		
School	Conf.	Overall
Minn. State	3-1	7-3
Central Lakes	3-1	7-3
Rochester	3-1	8-3
Ridgewater	1-3	5-4
Minn. State	0-4	2-7
<b>MCAC Semifinals</b>		
<i>Vermilion 27, Central Lakes 26</i>		
<i>Mesabi Range 36, Minnesota West 34</i>		
<b>MCAC Championship</b>		
<i>Mesabi Range 6, Vermilion 0</i>		

MACJC - North Division		
School	Conf.	Overall
East Mississippi	6-0	8-2
Northwest Miss.	5-1	6-4
Coahoma	3-3	4-4
Itawamba	3-3	3-6
Holmes	2-4	4-5
Mississippi Delta	2-4	4-5
Northeast Miss.	0-6	1-8
<b>MACJC Semifinals</b>		
<i>Miss. Gulf Coast 42, Northwest Miss. 6</i>		
<i>Pearl River 42, East Mississippi 35</i>		
<b>MACJC Championship</b>		
<i>Miss. Gulf Coast 52, Pearl River 7</i>		

MACJC - South Division		
School	Conf.	Overall
Miss. Gulf Coast	5-1	10-2
Pearl River	4-2	8-3
Jones County	4-2	7-2
Copiah-Lincoln	3-3	4-5
East Central	3-3	4-5
Southwest Miss.	2-4	2-6
Hinds	0-6	1-8
<b>MACJC Semifinals</b>		
<i>Miss. Gulf Coast 42, Northwest Miss. 6</i>		
<i>Pearl River 42, East Mississippi 35</i>		
<b>MACJC Championship</b>		
<i>Miss. Gulf Coast 52, Pearl River 7</i>		

Northeast Football Conf.		
School	Conf.	Overall
Dean	5-0	10-1
Nassau	4-1	6-4
Lackawanna	3-2	7-3
Erie	2-3	4-6
Hudson Valley	1-4	3-6
Alfred State	0-5	4-5
<i>No conference playoffs</i>		

Southwest JC Football Conf.		
School	Conf.	Overall
Navarro	7-0	10-1
Blinn	5-2	9-3
Kilgore	5-2	6-4
Trinity Valley	4-3	6-4
Tyler	4-3	5-4
NEO A&M	2-5	3-6
Cisco	1-6	2-7
<b>SWJCFC Semifinals</b>		
<i>Navarro 31, Trinity Valley 20</i>		
<i>Blinn 52, Kilgore 42</i>		
<b>SWJCFC Championship</b>		
<i>Blinn 49, Navarro 24</i>		

Western States Football League		
School	Conf.	Overall
Snow	8-0	11-1
Phoenix	6-2	7-4
Glendale	6-2	8-2
Eastern Arizona	5-3	8-3
Arizona Western	4-4	5-5
NM Military	3-5	5-6
Mesa	3-5	3-7
Scottsdale	1-7	3-7
Pima	0-8	0-10
<i>No conference playoffs</i>		

NJCAA Independents	
School	Overall
Georgia Military	9-2
Louisburg College	5-4
Globe Institute of Technology	3-5
Arkansas Baptist*	0-9
<i>*Forced to forfeit all games in '08</i>	



**2009 NJCAA Football Championship Game**



**ZIONS Bank**  
**Top of Mountain Bowl Classic**

Dec. 6, 2008  
 Rio Tinto Stadium  
 Salt Lake City, Utah


<b>#2 Butler Community College, Kan.</b>	<b>37</b>	
<b>#1 Snow College, Utah</b>	<b>30</b>	<b>2 OT</b>



**North Star Bowl**

Nov. 22, 2008  
 Rochester Regional Stadium  
 Rochester, Minn.


<b>#20 Rochester CTC, Minn.</b>	<b>19</b>	
Lackawanna College, Pa.	13	



**Graphic Edge Bowl**

Nov. 23, 2008  
 UNI Dome  
 Cedar Falls, Iowa  
 2 Games

Game 1		
<b>#18 Ellsworth Community College, Iowa</b>	<b>42</b>	
College of DuPage, Ill.	18	
Feature Game		
<b>#16 Iowa Central Community College</b>	<b>20</b>	
<b>#10 Dean College</b>	<b>10</b>	



**Valley of the Sun Bowl**

Dec. 6, 2008  
 Hoy Stadium  
 Phoenix, Ariz.


<b>#4 Harper College, Ill.</b>	<b>39</b>	
<b>#8 Phoenix College, Ariz.</b>	<b>38</b>	



**Mississippi Bowl**

Dec. 7, 2008  
 Indian Stadium  
 Biloxi, Miss.

<b>#7 Miss. Gulf Coast Community College</b>	<b>41</b>	
<b>#3 Georgia Military College</b>	<b>7</b>	



**C.H.A.M.P.S.**  
**Heart of Texas Bowl**

Dec. 6, 2008  
 Bulldawg Stadium  
 Coppers Cove, Texas

<b>#14 Fort Scott Community College, Kan.</b>	<b>30</b>	
<b>#5 Blinn College, Texas</b>	<b>28</b>	

\*Rankings from Final Poll of  
 '08 Regular Season (Nov. 18, 2008)




Photo courtesy of Rochester Amateur Sports Commission.

Rochester players celebrate their victory in the first-ever North Star Bowl, which was played in their new Rochester Regional Sports Stadium.

**ROCHESTER DEFEATS LACKAWANNA IN FIRST-EVER NORTH STAR BOWL**

By Guy N. Limbeck, Rochester-Post Bulletin

Reprinted with permission. © Rochester-Post Bulletin

**ROCHESTER, Minn.** - Big and confident, that's what Rochester Community and Technical College noticed about its North Star Bowl foe during the banquet prior to Saturday's football game.

"We saw at the banquet that they were big. Even their coaches were big," RCTC coach Brad LaPlante said about Lackawanna Community College. "They're a confident team, too. But so are we," LaPlante added.

But were the Yellowjackets intimidated? Hardly. They proved early that they could play with the Falcons and went on to post a 19-13 victory over Lackawanna in the first North Star Bowl held at Rochester Regional Sports Stadium.

"I think we could tell from the opening kick that they didn't think we were big, fast, strong or smart enough," RCTC running back Seth Karlsrud said. "But we went out and proved it."

The Yellowjackets sure did. They used a swarming defense to limit the Falcons to just 150 total yards.

Karlsrud also provided RCTC with its two biggest plays. He scored on a 73-yard kick return in the second quarter and snapped a 13-13 tie with a 27-yard touchdown run in the third quarter.

"We stuck together like Silly Putty," Karlsrud said.

Lackawanna came into the game ranked in the top 10 in the nation in rushing offense, and was prepared to run behind a pair of 350-pound tackles. But RCTC, ranked No. 1 in the nation in run defense, held the Lackawanna ground game in check most of the game.

"We knew we had to come in and stop the run, get them out of their comfort zone," RCTC linebacker Trevor Glomski said.

RCTC did that, allowing 126 yards on the ground in 38 attempts. On the Falcons' first series, RCTC stopped three straight running plays for losses.

"The first series really set the tone," Glomski said. "We came out flying around and showed our speed."

"That was definitely a factor," Falcons coach Mark Duda said of RCTC stopping the run. "Their linebackers had as good as day as anyone in the last three or four years against us. They were the difference."

Glomski, Johnathan Price and Stephen Barnes all had big games at linebacker for RCTC. Barnes had two sacks and recovered a fumble. And LaPlante said the front seven was able to stay close to the line of scrimmage because the defensive backs covered the secondary so well.

Lackawanna quarterback Michael Eargle ran for a touchdown and threw a scoring pass to tie the game late in the half. But he was just 4-for-21 passing for 24 yards. RCTC safety Joe Geike was also strong against the run with three tackles for loss.

"We were ready; we watched a lot of film," Glomski said. "We got the job done and executed." Lackawanna, led by linebacker Jamal Nelson, the defensive MVP of the game, also excelled on defense. RCTC managed just 176 total yards.

But a couple of big plays lifted RCTC. The Yellowjackets trailed for just 10 seconds the entire game. That's how long it took Karlsrud to return a kick for a TD after an Eargle scoring run in the second quarter.

"It was supposed to be a leftside kick (return)," said Karlsrud, the game's offensive MVP. "But I busted it right up the middle. It was wide open."

"I think our special teams probably won the game for us," LaPlante said. "Not only with (scoring), but in field position."

Cody Rejda's punting pinned Lackawanna deep on several occasions, Michael Kusnierz kicked a pair of field goals and Howard Risher and DeAndre Jackson both had punt returns to set up RCTC scores. Jackson's 15-yard return in the third quarter set up Karlsrud's 27-yard TD run on the next play, a nice cutback on a sweep to the left.

"The receivers blocked well and the cutback lane was executed perfectly," Karlsrud said.

RCTC's defense also held the Falcons three times in its own territory, but Lackawanna did not threaten while going into the wind in the fourth quarter. As a result the Yellowjackets (8-2) won their fifth straight while the Falcons (7-4) closed the season with two straight losses.

**ROCHESTER-LACKAWANNA, STATS**

Lackawanna College, Pa. (7-4)	0	13	0	0	13
Rochester CTC, Minn. (8-2)	3	10	6	0	19

**BOWL RESULTS**

First Quarter

**RCTC** - Kusnierz 31 FG

Second Quarter

**LAC** - Eargle 15-yard run (Poppell kick)

**RCTC** - Karlsrud 73-yard kick return (Kusnierz kick)

**RCTC** - Kusnierz 32 FG

**LAC** - Cotson 27-yard pass from Eargle (kick failed)

Third Quarter

**RCTC** - Karlsrud 27 run (try failed)

**TEAM STATISTICS**

	LAC	RCTC
<b>First Downs</b>	8	10
<b>Total Net Yards</b>	150	176
<b>Rushes-yards</b>	38-126	39-66
<b>Passing yards</b>	24	110
<b>Comp-Att-Int</b>	4-21-0	12-26-2
<b>Punts</b>	6-188	7-210
<b>Fumbles-lost</b>	3-1	1-0
<b>Penalties-yards</b>	9-48	11-78

**INDIVIDUAL STATISTICS**

**RUSHING** - Lackawanna, Eargle 16-49, Carlos 8-39, Easterling 9-37, Queen 4-2, Cotson 1-(minus 1). Rochester, Karlsrud 16-41, Owens 14-20, Christopherson 2-12, Risher 4-4, Pahl 1-(minus 4), McKee 1-(minus 2), Anderson 1-(minus 5).

**PASSING** - Lackawanna, Eargle 4-21-0-24. RCTC, Owens 12-26-2-110.

**RECEIVING**: Lackawanna, Cotson 1-27, Easterling 1-3, Carlos 2-(minus 6). RCTC, Aker 4-47, Risher 3-36, McKee 1-15, Jackson 1-11, Byrd 1-9, Anderson 1-(minus 2), Karlsrud 1-(minus 6).

# 2008 NJCAA FOOTBALL

# graphic edge bowl



NOVEMBER 23, 2008, UNI DOME; CEDAR FALLS, IOWA



*Photo courtesy of the Iowa Community College Athletic Conference.*

*The Tritons have appeared in six Graphic Edge Bowls and have four victories at the event.*

## IOWA CENTRAL HANDS DEAN FIRST LOSS OF SEASON IN FEATURE GAME OF GRAPHIC EDGE BOWL

*From ICCA Sports Information*

**CEDAR FALLS, Iowa** - Iowa Central's defense forced six turnovers, scored one touchdown and set up the other two in a 20-10 Graphic Edge Bowl win over Dean College (Mass.) at the UNIDome on Nov. 23. It was Iowa Central's fourth straight bowl victory.

The 16th-ranked Tritons (8-3) recovered four fumbles, including one for a touchdown by Kirkland Grant, and twice intercepted Dean quarterback Stanley Jennings. After Grant jumped on a fumble by Jennings for the first Iowa Central touchdown, the 270-pound sophomore tackle from Bloomington, Ill., ran 48 yards with an intercepted shovel pass to set up a six-yard scoring run by David Ferris in the second period. Iowa Central led 13-3 at the half. Ferris finished with 90 rushing yards, bringing his season total to 1,120 yards with 12 touchdowns despite missing two games with injuries.

With Iowa Central clinging to a 13-10 lead in the fourth quarter Antonio Bassett intercepted Jennings and returned it to midfield setting up a 26-yard touchdown run by Chayse Roth extending the Tritons' final margin of victory.

The loss was the first in 11 games for the 10th-ranked Northeast Conference champion Dean College Bulldogs (10-1).

In the preliminary game of the Graphic Edge Bowl, No. 18 Ellsworth Community College (Iowa) beat College of DuPage (Ill.) 42-18.

### Feature Game

Iowa Central Community College (8-3)	20
Dean College, Mass. (10-1)	10

Top Players: Iowa Central, David Ferris (RB), 31 carries for 93 yards, 1 TD. Dean, Stanley Jennings (QB), 23-for-43 for 273 yards, 2 INT.

### Preliminary Game

Ellsworth Community College, Iowa (8-3)	42
College of DuPage, Ill. (6-5)	18



*Photo courtesy of the Iowa Community College Athletic Conference.*

*Iowa Central (blue) won its fourth-straight bowl game with a 20-10 win over Dean (white).*



*Photo courtesy of the Iowa Community College Athletic Conference.*

*Ellsworth won the preliminary game of the Graphic Edge Bowl with a 42-18 victory over College of DuPage.*





DECEMBER 6, 2008, HOY STADIUM, PHOENIX, ARIZ.



Photo by Shane Farmer

Harper quarterback Garrett Barnas (#16) engineered a heroic fourth quarter comeback to beat Phoenix 39-38.

**BARNAS, HARPER ENGINEER RALLY FOR THE AGES**

By John Theriault, Chicago Daily Herald

Reprinted with permission. © Chicago Daily Herald.

**PHOENIX, Ariz.** - This was a comeback for the ages.

The Harper College football team pulled off the greatest comeback in its 38-year history - and the Hawks picked one fine time to do it.

Trailing 38-6 at the start of fourth quarter in the Valley of the Sun Bowl against host Phoenix College in Phoenix, Arizona, Garrett Barnas - perhaps the greatest quarterback in Harper history - worked his magic one more time.

The sophomore racked up 176 of his single-game school record 380 passing yards in the final quarter, including touchdown tosses of 34 yards to Brian LeSeur and 10 yards to Neil Sammons, leading the Hawks to a shocking 39-38 come-from-behind victory over the Bears before several hundred jubilant Hawks faithful Saturday afternoon.

A 2-yard TD run by Streamwood alum Senica Jackson with just 51 seconds remaining proved to be the clinching points.

"We really went out with a bang, didn't we?" Barnas said moments after the mind-blowing effort. "We started making a comeback, and none of us was going to leave here without the win. This is just a great feeling."

That feeling wasn't so great through better part of three quarters for the Hawks.

Barnas and the Hawks looked out of sorts early against a Bears team that hadn't played a bowl game in 22 years.

The Bears led 23-6 at the half 30-6 as time was winding down in the third quarter, when Harper coach Dragan Teonic called the following sequence the turning point of the game.

A 2-yard TD pass by the Bears' quarterback Robert Benjamin (271 yards passing, 67 rushing, 1 TD) - his third scoring strike of the game - raised the score to 36-6, leaving the No. 4-ranked Hawks' chances at a NJCCA non-scholarship national title seemingly all but gone.

But the No. 8-ranked Bears inexplicably chose to go for a 2-point conversion with the game clearly in hand, infuriating the Harper players and coaches.

"(The players) were very mad that (Bears) would do what they did with the game in hand," Teonic said. "There was no reason for that and our players took it up themselves to do something about it."

The Hawks countered with a 5-yard scoring scamper by Jackson (8 carries, 37 yards, 2 TDs) with 13:39 to play, slicing the deficit to 38-14 after the 2-point conversion.

A Hawks defensive stand on the next series set the table for a Barnas 7-yard keeper that brought Harper within 38-20.

The defense forced the Bears into a three-and-out series that was capped by Joseph Smith's fumble recovery on the Phoenix 31.

That led directly to the Barnas-to-LeSeur bomb as the Hawks pulled to within 38-26 with 7:50 left.

Barnas, who will be making an announcement today about his future college plans, hooked up with Sammons with 2:54 remaining to complete the comeback.

On the ensuing kickoff, the Hawks' Eric Pugh blasted the Bears' return man and forced a fumble that was recovered by Ayodeji Macarthy on the Phoenix 15-yard line, setting the stage for Jackson's second - and decisive - score.

**HARPER-PHOENIX, STATS**

Harper College, Ill. (11-1)	0	6	0	33	39
Phoenix College, Ariz. (7-4)	10	13	15	0	38

**BOWL RESULTS**

**First Quarter**

PC - Felton 20-yard reception from Benjamin (Jeffrey kick)

PC - Jeffrey FG 30

**Second Quarter**

PC -Owen 22-yard reception from Benjamin (Jeffrey kick)

HC - Davis 38-yard reception from Barnas (kick failed)

PC - Sosaia 90-yard interception return (kick failed)

PC - Benjamin 15-yard run (Jeffrey kick)

**Third Quarter**

PC - Pahia 2-yard pass from Benjamin (Jeffery run)

**Fourth Quarter**

HC - Jackson 5-yard run (Barnas to Baldwin pass conversion)

HC - Barnas 6-yard run (pass failed)

HC - LaSeur 30-yard pass from Barnas (pass failed)

HC - Sammons 10-yard pass from Barnas (Fillingim kick)

HC - Jackson 1-yard run (pass failed)

**INDIVIDUAL STATISTICS**

RUSHING - Harper, Barnas 18-89, Davis 3-47, Jackson 4-18, Jean-Baptiste 2-4, Gidney 1-3. Phoenix, Owen 4-32, Rhoden 8-26, Benjamin 5-21, Shelly 1-8, Dismel 1-1, Felton 1-0, Miranda 1-(minus 10).

PASSING - Barnas 26-56-2-356, Baldwin 1-1-0-27. Phoenix, Benjamin 21-40-0-237, Georgen 2-3-0-5.

RECEIVING - Harper, Davis 4-77, Jackson 2-48, Baldwin 4-47, LaSeur 2-42, Watts 3-32, Barnas 1-27, Mahou 1-25, Kane 1-17, Kinley 1-14, Norris 1-14, Sammons 1-10, Jean-Baptiste 1-2. Phoenix, Felton 6-99, Miranda 3-45, Shelly 4-26, Flores 2-21, Rushing 1-13, Rhoden 2-9, Pahia 1-2.

# 2008 NJCAA FOOTBALL

# Heart of Texas Bowl

DECEMBER 6, 2008, BULLDAWG STADIUM, COPPERAS COVE, TEXAS



Photo by Dennis Knowlton, Photodawg Photography.



The Greyhounds defeated the Bucs by scoring 24 points in the second quarter.

## GREYHOUNDS RUN AWAY FROM BLINN IN SECOND QUARTER

By Matthew Girard, Killeen Daily Herald  
Reprinted with permission. © Killeen Daily Herald

**COPPERAS COVE, Texas** – Fort Scott (Kan.) Community College managed to gain just 114 yards of offense on Saturday, but the Greyhounds scored 24 unanswered points in the second quarter and held Blinn College's vaunted offensive attack in check to come away with the upset win and the eighth annual CHAMPS Heart of Texas Bowl championship at Bulldawg Stadium.

Despite trailing 7-0 early in the first quarter, the No. 14-ranked Greyhounds (9-2) used two turnovers and a blocked punt to score 24 points in the second quarter to blow the game open despite gaining just 33 yards of offense in the first half to win their second-ever bowl game in school history 30-14.

The No. 5-ranked Buccaneers (9-3) came into the game averaging more than 440 yards of offense, but the Greyhounds held Blinn to just 168 yards of offense and picked off quarterback Terrance Cain three times, including one for a touchdown.

Cain had thrown just eight interceptions all season.

Fort Scott coach Jeff Sims said his defense was finally healthy for the first time in three weeks.

"I really think we have a great team and the three weeks between our last game and the bowl game really helped us because we got healed," said Sims, who has won nine games in each of his two seasons. "We started the season 8-0 and had five shutouts in those eight games. When we got (defensive end) Jason Pierre-Paul, (defensive tackle) Horrace Hubbard and (linebacker) Sean Glades healthy again – we could put pressure on their quarterback." Cain (15-of-34 passing, 113 yards, 3 INTs) looked like the quarterback that had thrown for almost 3,000 yards coming into the game on his first drive by leading the Bucs on a 17-play, 91-yard scoring drive to take a 7-0 lead on which he had three completions for more than 11 yards on the drive, but it was the last time the sophomore looked comfortable.

With 4:05 left in the first, Fort Scott's Arvell Nelson picked off Cain for the first time. After the two teams traded punts and Fort Scott kicked a field goal, Pierre-Paul gave the Greyhounds the lead, 10-7, with a 35-yard touchdown return with 9:54 left in the first half.

Fort Scott continued to harass Cain during the next seven minutes and forced the Bucs to punt with 1:40 left in the second quarter. On the ensuing snap, wide receiver Brandon Kinnie came up the middle and took the ball off of punter Mark Sprague's foot and rolled to the Blinn 8-yard line.

On the next play, quarterback Zac Dickey (11-of-20 passing, 65 yards) threw a fade route to Kinnie (5 receptions, 26 yards, 1 TD) who leaped over the defender to come down with the score.

Cain then couldn't handle a bad snap on the Bucs' next possession and Fort Scott's Isaiah Grace jumped on the ball at the Blinn 16. Less than a minute later Dickey found receiver C.J. Fondren (4 receptions, 41 yards, 2 TDs) on the other side for a 6-yard score to extend the lead to 24-7 at the break.

Although the Greyhounds gained just 33 yards of offense, Sims said it was "kind of" the game plan.

"We want to score, obviously, but our game plan is to be tough and not make mistakes," Sims said. "We don't score sometimes because we don't take a risk. We play it really close to the vest and play really safe because we feel like we are going to hit people and play hard and they are going to press and make a mistake."

Fort Scott picked off another Cain pass in the fourth quarter and didn't break the 100-yard total offense barrier until Dickey hit Fondren with a 27-yard touchdown pass with 1:24 left to go in the game.

Glades said the Greyhound defense was ready for the challenge against Blinn.

"The coaches talked about it all week about how offensively sound they are, but we never backed down," Glades said. "The secondary finally manned-up, pressing the wide receivers, and they were awesome."

Blinn came into the game coming off of an upset of its own after downing then No. 1-ranked Navarro in the Southwest Junior College Football Conference championship game, which is why Glades said the HOT Bowl win was special.

"It's something to hang our hats on as sophomores when we leave," Glades said.

## FORT SCOTT-BLINN, STATS

Fort Scott Community College, Kan. (9-2) 0 24 0 6 30

Blinn College, Texas (9-3) 7 0 0 7 14

## BOWL RESULTS

First Quarter

BC - Brown 18-yard run (Hicks kick)

Second Quarter

FS - Halsey 22 FG

FS - Pierre-Paul 35-yard interception return (Halsey kick)

FS - Kinnie 8-yard pass from Dickey (Halsey kick)

FS - Fondren 6-yard pass from Dickey (Halsey kick)

Fourth Quarter

BC - Hayes 15-yard run (Hicks kick)

FS - Fondren 27-yard pass from Dickey (run failed)

## TEAM STATISTICS

	FS	BC
First downs	13	10
Rushes-yards	39-49	32-55
Passing yards	65	113
Comp-Att-Int	11-20-0	15-34-3
Return yards	91	9
Punts	7-224	7-217
Fumbles-lost	2-2	2-1
Penalties-yards	5-56	13-103

## INDIVIDUAL STATISTICS

RUSHING - Fort Scott, Hopkins 26-47, Helton 1-8, Terron 2-3, Dickey 1-(minus 8), Kinnie 2-(minus 8), Blinn, R. Brown 12-62, Hayes 7-27, Jordan 3-22, Team 1-(minus 24), Cain 9-(minus 32).

PASSING - Fort Scott, Dickey 11-20-0-65, Blinn, Cain 15-34-3-113.

RECEIVING - Fort Scott, Fondren 4-41, Kinnie 5-26, Hopkins 2-(minus 2), Blinn, Ransom 5-46, R. Brown 3-27, Jordan 4-22, Rideau 1-14, Brown 1-4, Hayes 1-0.

MISSED FG - Blinn, Hicks 49.

# 2008 NJCAA FOOTBALL

# MISSISSIPPI BOWL

DECEMBER 7, 2008, INDIAN STADIUM, BILOXI, MISS.



Photo by Rich Kopp, Mississippi Gulf Coast CC.

MGCCC players celebrate their 2008 Mississippi Bowl victory.

## MISS GULF COAST ROUTS GEORGIA MILITARY 41-7 AT MISSISSIPPI BOWL

By Bill Snyder, MGCCC Sports Information

**BILOXI, Miss** – In this dogfight, one group of Bulldogs barked, while the other pack of Bulldogs had plenty of bite. No. 7 Mississippi Gulf Coast Community College played like a title contender in a 41-7 pasting of No. 3 Georgia Military College at the first-ever Mississippi Bowl Dec. 8 at Biloxi Indian Stadium.

The Bulldogs (10-2) shared the 2007 NJCAA title with Butler (Kansas) Community College and have won two straight MACJC state championships. The Mississippi Bowl victory should catapult them into the NJCAA top five rankings.

"We set the tempo early," said Gulf Coast head coach Steve Campbell. "We wanted to come out of the gate fast and that's what we did."

Gulf Coast got a big defensive play right off the bat as Ira Smith intercepted a pass from GMC quarterback Joei Fiegler. The Bulldogs returned the favor on the ensuing drive as quarterback Greg Jenkins fumbled and GMC recovered.

From that point on, it was all Gulf Coast. The Bulldog defense held GMC (9-2) to 57 yards of offense in the first half, while Jenkins led his team to four scoring drives to give Gulf Coast a 20-0 halftime lead.

In the first quarter, Gulf Coast NJCAA All-American kicker Sean Brauchle got the Bulldogs on the board with a 42-yard field goal. Then Jenkins, the team's game offensive MVP, hit wide receiver Kelvin Bolden on a 50-yard touchdown pass to make it 10-0. Jenkins finished the day completing 9 of 16 passes for 152 yards and three TD passes.

The second quarter featured a 3-yard touchdown run by Vic Ballard and a 32-yard field goal by Brauchle.

"We weren't able to punch it in a lot in the first half, but we were able to move the football," Campbell said.

Gulf Coast punched it in with authority on the first play of the second half as Brandon Johnson took in a short GMC kickoff and raced 75 yards for a touchdown to make it 27-0 just 13 seconds into the third quarter.

Georgia Military then got its lone score of the game as Fiegler hit Cheleb Ravenall on a 29-yard touchdown pass to make it 27-7. However, any momentum the GMC Bulldogs had was erased when Gulf Coast's game defensive MVP Malcolm Tatum sacked Fiegler and forced a fumble that All-American linebacker Chris White recovered near midfield.

A few plays later on a fourth down and three from the GMC 30, Gulf Coast employed its short-yardage "jumbo" formation. But instead of a run, Jenkins rolled out and threw to White, who was used as a tight end. White scampered 30 yards, and the Bulldogs were up 34-7.

"I was really excited when I caught that pass," White said. "The sun was in my eyes. I don't know how I caught it, but I was glad to get the score."

At the end of the third quarter, Jenkins got his third TD pass as Kevin Barkley made a leaping catch and went 31 yards for the score.

"As sophomores, we tried to set a tone for the younger guys to follow," White added.

The 2008 Bulldog sophomore class finished at Gulf Coast with a 22-2 overall record, a 2007 NJCAA Co-national title, two MACJC state championships, and two MACJC South Division crowns.

"It was nice to go out this way," said Bulldog defensive back Demond Washington. "It feels great. We had some tough times this season, but we came together as a team and ended up winning this bowl championship."

Gulf Coast also finished the 2008 season with 440 points, which ties the record for most points in college history set by last year's squad.

"It's going to be fun watching these sophomores move on to four-year colleges," said Campbell. "We're going to miss these guys."

The players of the game for Georgia Military were running back Steven Robinson and linebacker Tony Straughter. GMC head coach Bert Williams was impressed with how well Gulf Coast played against his team.

"You don't know how good they are until they go out and play a bowl game," Williams said. "They obviously were very good today."

Meanwhile Campbell, whose five-year record at Gulf Coast stands at 41-11, summed up the day for his team, saying "Anytime you can beat the No. 3 team in the nation 41-7, that's pretty good."

### MISSISSIPPI GULF COAST-GEORGIA MILITARY, STATS

Mississippi Gulf Coast CC (10-2)	10	10	21	0	41
Georgia Military College (9-2)	0	0	7	0	7

### BOWL RESULTS

#### First Quarter

**Miss** - Brauchle 42-yard field goal

**Miss** - Bolden 50-yard pass from Jenkins (Brauchle kick)

#### Second Quarter

**Miss** - Ballard 3-yard run (Brauchle kick)

**Miss** - Brauchle 32-yard field goal

#### Third Quarter

**Miss** - Johnson 75-yard kickoff return (Brauchle kick)

**Geo** - Ravenall 29-yard pass from Fiegler (Rawlings kick)

**Miss** - White 30-yard pass from Jenkins (Brauchle kick)

**Miss** - Barkley 31-yard pass from Jenkins (Brauchle kick)

### TEAM STATISTICS

	Miss	Geo
<b>Rushes-yards</b>	43-183	29-40
<b>Passing yards</b>	152	127
<b>Comp-Att-Int</b>	8-16-1	13-21-1
<b>Sacks</b>	3	2
<b>Punts</b>	4-128	7-251
<b>Turnovers</b>	2	3

### INDIVIDUAL STATISTICS

**RUSHING** – Miss Gulf Coast, Young 11-68, Ballard 12-46, Deflanders 5-36, Jenkins 8-22, Johnson 3-11, Moore 4-0. Georgia – Robinson 13-18, Reese 2-18, Walker 2-10, Nolley 2-8, Plamer 3-(minus 8), Gross 1-(minus 6).

**PASSING** – Miss Gulf Coast, Jenkins 8-14-0-152, Danner 0-2-1-0. Georgia, Fiegler 13-21-1-94, Walker 3-8-0-33.

**RECEIVING** – Miss Gulf Coast, Bolden 1-50, Barkley 2-46, Young 2-18, Gandy 1-10. Georgia, Ravenall 4-43, Walker 2-16, Gross 2-14, Robinson 1-12, Palmer 1-9.

# 2008 NJCAA FOOTBALL NATIONAL CHAMPIONSHIP

## ZIONS BANK TOP OF MOUNTAIN BOWL

DECEMBER 6, 2008, RIO TINTO STADIUM, SANDY, UTAH



Photo by Greg Dart, Snow College.

Randell Bell (#3) rushed for 86 yards and two touchdowns and was named Offensive MVP for Butler.

### BUTLER WINS SECOND STRAIGHT NJCAA FOOTBALL TITLE

By NJCAA Sports Information

**SANDY, Utah** – College football crowned its first national champion of the 2008 season on Dec. 6 as Butler Community College (Kan.) defeated Snow College (Utah) 37-30 in double overtime in the NJCAA (National Junior College Athletic Association) title game at the Zions Bank Top of the Mountain Bowl.

Over 8,000 fans were in attendance to watch the event, which was the first-ever American football game to be played in the newly opened Rio Tinto Stadium located just outside of Salt Lake City.

The win marked Butler's second consecutive national title. They defeated Snow in last year's Top of the Mountain Bowl 56-27 to clinch a share of the 2007 national championship with Mississippi Gulf Coast Community College.

When the buzzer sounded at the end of the fourth quarter the two teams were deadlocked at 23-23, forcing the first overtime period in a NJCAA sanctioned national championship football game.

Both teams scored touchdowns in the first overtime to move the contest into a second extra period. Butler then took the first possession and opted to attempt a 40-yard field goal on 4th down, but the kick was blocked by Snow. However, in a bizarre turn of events the ball was touched by a Snow player and then rolled into the endzone where it was recovered by Butler's Demonte Hill for a touchdown. Logan Ortiz kicked the extra point to give Butler a 37-30 lead.

Snow then looked to again tie the game and force a third overtime, but on their first play Jon Eastman's pass was intercepted by Forlando Johnson to seal the win for Butler.

Butler controlled the game early taking a 20-7 halftime lead behind two scores from running back Randell Bell and a 39-yard interception return for a touchdown by Laron Scott.

However, the second half belonged to Snow as they scored 16 second half points while holding the Grizzlies to just a field goal. Snow wide receiver Sam Thomas posted a big game for the Badgers catching eight passes for 151 yards and two touchdowns.

Eastman led the Badgers on a 10-play drive late in the fourth quarter capped by a two-yard touchdown run by Mike Meifu to tie the game at 23-23.

Snow out-gained the Grizzlies 401-380 in total offense, but four turnovers that Butler turned into 14 points proved costly for the Badgers. For the game, Eastman completed 19-of-31 passes for 256 yards and two touchdowns, but also had three interceptions. Running back Tyson Church rushed for 96 yards on 20 carries and also had a touchdown.

Isi Filiomoeatu led the Badger defense with eight tackles, including two tackles for loss, and two forced fumbles.

Butler was led offensively by Bell who rushed for 86 yards on 22 carries and two touchdowns, while quarterback Press Taylor completed 20-of-32 passes for 283 yards and a touchdown. Wide receiver Egard Theliar led the Grizzlies with three receptions for 93 yards, while Faron Hornes had six catches for 76 yards and a score.

Zac Clark was the defensive leader for Butler. He posted four tackles and two sacks, but consistently busted through the Snow offensive line to put pressure on Eastman.

Butler has now twice won back-to-back national championships. They won titles in 1998 and 1999 and have six national championships overall, including five in the past 11 years (1981, 1998, 1999, 2003, 2007, 2008).

#### NOTES:

*\*The Zions Bank Top of the Mountain Bowl named game MVP's for both teams. Wide receiver Sam Thomas and linebacker Isu Filiomoeatu earned the honors for Snow, while running back Randell Bell and linebacker Zac Clark were the MVP's for Butler.*

*\*Snow and Butler entered the contest ranked No. 1 and No. 2 in the NJCAA / JC Football.com Poll.*

*\*2008 marked the third time in the five year history of the Top of the Mountains Bowl that Butler and Snow have faced off. Snow won the first match-up in 2005 17-14, while Butler won last year's contest 56-27, which clinched a share of the 2007 national title for the Grizzlies.*



Photo by Greg Dart, Snow College.

Wide Receiver Sam Thomas (#8) caught two TD passes and was named Offensive MVP for Snow.




Photo by Greg Dart, Snow College.

Snow RB Tyson Church (#33) rushed for 96 yards and a touchdown.

### BUTLER-SNOW, STATS

<b>Snow College, Utah (11-1)</b>	7	0	2	14	23
<b>Butler Community College, Kan. (11-1)</b>	7	13	3	0	23

#### Overtime 1

<b>Snow</b>	7	30
<b>Butler</b>	7	30

#### Overtime 2

<b>Snow</b>	0	30
<b>Butler</b>	7	37

### BOWL RESULTS

#### First Quarter

**Butler** - Bell 2-yard run (Ortiz kick)

**Snow** - Church 2-yard run (Phillips kick)

#### Second Quarter

**Butler** - Scott 39-yard INT return (kick blocked)

**Butler** - Bell 1-yard run (Ortiz kick)

#### Third Quarter

**Snow** - Blocked punt for safety

**Butler** - Otriz 24-yard FG

#### Fourth Quarter

**Snow** - Thomas 10-yard pass from Eastman (Phillips kick)

**Snow** - Miefu 2-yard run (Phillips kick)

#### Overtime 1

**Snow** - Thomas 24-yard pass from Eastman (Phillips kick)

**Butler** - Hornes 14-yard pass from Taylor (Ortiz kick)

#### Overtime 2

**Butler** - Hill recovered blocked field goal (fumble) in end zone (Ortiz kick)



Photo by Greg Dart, Snow College.

Butler head coach Troy Morrell lifts the 2008 NJCAA Championship Trophy. Morrell has now led Butler to three national titles in six years (03, 07, 08).

### TEAM STATISTICS

	Snow	Butler
<b>First Downs</b>	18	20
<b>Rushes-yards</b>	34-145	42-97
<b>Passing yards</b>	256	283
<b>Return yards</b>	103	45
<b>Comp-Att-Int</b>	19-31-3	20-32-0
<b>Punts</b>	3-127	2-79
<b>Fumbles-lost</b>	3-1	3-2
<b>Penalties-yards</b>	9-69	6-37
<b>Time of Possession</b>	30:49	29:11

### INDIVIDUAL STATISTICS

**RUSHING** - Snow, Church 20-96, Eastman 6-19, Meifu 3-13, Buck 1-8, McKenzie 2-5, Thomas 1-3, Schrader 1-1. Butler, Bell 22-86, Taylor 12-5, Hubbard 6-4, Jacques 1-2, Hamm 1-0.

**PASSING** - Snow, Eastman 19-31-3-256. Butler, Taylor 20-32-0-283.

**RECEIVING** - Snow, Thomas 8-151, Buck 4-66, Church 3-19, Ogbonna 2-13, Hatch 1-6, Meifu 1-1. Butler, Theilar 3-93, Hornes 6-76, Gaines 5-56, Bell 2-31, Davis 3-18, Williams 1-9.

**MISSED FG** - Snow, Phillips 42. Butler, Ortiz 34.



**FIRST TEAM**

<b>OFFENSE</b>	 Terrance Cain SO, QB, 6'1", 192 Blinn College	 La'Darran Page SO, RB, 5'9", 170 Hutchinson CC	 Alex McLaughlin SO, RB, 5'11", 200 Ridgewater College	 Justin Jordan SO, WR, 5'11", 190 Blinn College	 Quintin Robinson FR, WR, 6'3", 180 Ellsworth CC	 Peter Turlupou SO, TE, 6'4", 245 Snow College	 Erik Dahl SO, C, 6'2", 285 Butler CC - Kansas	 Anthony Morgan SO, OL, 6'4", 325 Navarro College	
	 James Carpenter SO, OL, 6'5", 310 Coffeyville CC	 Brody Dixon SO, OL, 6'5", 315 Harper College	 Rokevious Watkins SO, OL, 6'5", 340 Georgia Military College	 Sean Brauchle SO, PK, 5'9", 173 Miss. Gulf Coast CC	 Gage McKinnis FR, RS, 5'8", 173 Hutchinson CC	<b>DEFENSE</b>	 James Aiono SO, DL, 6'3", 270 Snow College	 Eugene Krlaw SO, DL, 6'2", 294 Hutchinson CC	 Perrnell McPhee SO, DL, 6'4", 250 Itawamba CC
	 Jared Price SO, DL, 5'10", 215 Blinn College	 Vernon Brooks SO, LB, 6'0", 228 Blinn College	 Jaequan Williams SO, LB, 6'4", 230 Fort Scott CC	 Isi Filimoeatu SO, LB, 6'1", 230 Snow College	 Winston Venable SO, DB, 6'0", 210 Glendale CC	 Jakar Hamilton FR, DB, 6'2", 196 Georgia Military College	 Coryell JUDGE SO, DB, 6'0", 190 Fort Scott CC	 Marcus Ball SO, DB, 6'2", 215 Pearl River CC	 Heath Hutchins SO, P, 6'3", 215 Itawamba CC

**SECOND TEAM OFFENSE**

Pos./Name	College	Year	Height	Weight
QB Garrett Barnas	Harper College	SO	6'1"	200
RB Steven Robinson	Georgia Military	SO	6'0"	222
RB David Ferris	Iowa Central CC	SO	5'8"	190
WR Tyrece Gaines	Butler CC - Kansas	SO	6'3"	217
WR Leon Berry	East Mississippi CC	SO	6'1"	185
TE Woody McClendon	Kilgore College	SO	6'3"	255
C Aaron Wagoner	Cisco JC	SO	6'5"	300
OL P.K. Keys	Mississippi Gulf Coast CC	SO	6'4"	320
OL Roy Watts	Navarro College	SO	6'6"	320
OL Jernorius McGill	Eastern Arizona CC	FR	6'1"	340
OL Brett Angell	Dean College	SO	6'1"	290
PK Mike Kusnierz	Rochester C&T College	FR	5'11"	210
RS Regan Buck	Snow College	SO	5'9"	175

**HONORABLE MENTION OFFENSE**

Pos./Name	College	Year	Height	Weight
QB Tirrell Rennie	Ellsworth CC	FR	5'10"	175
QB Stanley Jennings	Dean College	FR	6'3"	210
QB Robert Benjamin	Phoenix College	SO	6'2"	205
QB Mike Beehler	Central Lakes College-Brainerd	SO	6'1"	210
QB Eugene Smith	Garden City CC	SO	6'3"	205
QB Randall Mackey	East Mississippi CC	FR	5'11"	190
RB Brian Fowler	Erie Community College	SO	6'2"	205
RB Alan Singletary	Lackawanna College	SO	5'9"	175
RB Tony Reid	Eastern Arizona College	SO	5'10"	190
WR John Baldwin	Harper College	SO	6'4"	200
WR Keith Lofgren	Fond du Lac Tribal & CC	SO	6'0"	190
PK Joe Phillips	Snow College	SO	5'11"	180
RS Anthony Norton	Dean College	FR	5'11"	180

**SECOND TEAM DEFENSE**

Pos./Name	College	Year	Height	Weight
DL Michael McDonald	Lackawanna College	SO	6'3"	215
DL Jason Pierre-Paul	Fort Scott CC	SO	6'5"	280
DL Kyle Jenkins	Harper College	SO	6'4"	258
DL Torrey Ball	Georgia Military College	FR	6'5"	250
LB Anthony Pritchard	Iowa Central CC	SO	6'2"	246
LB Chris White	Mississippi Gulf Coast CC	SO	6'4"	240
LB Trevor Glomski	Rochester C&T College	SO	6'1"	246
DB Victor Carmichael	Kilgore College	SO	6'1"	190
DB Troy Jones	Harper College	SO	6'1"	195
DB Jamar Hornsby	East Mississippi CC	SO	6'3"	200
DB Marcus Benjamin	Arizona Western College	SO	6'1"	195
P Nick DiNardi	College of DuPage	SO	5'11"	180

**HONORABLE MENTION DEFENSE**

Pos./Name	College	Year	Height	Weight
DL Joel Walton	Arizona Western College	SO	6'1"	255
DL Chris Strong	Northwest Mississippi CC	SO	6'3"	275
DL Joe Forgy	Ellsworth CC	SO	6'4"	250
DL Jonathan Massaquoi	Butler CC - Kansas	SO	6'4"	238
DL Bubba Tuinei	Eastern Arizona College	SO	6'4"	230
LB Calvin West	Georgia Military College	SO	6'1"	210
LB Hendrick Leverette	Pearl River CC	SO	6'0"	225
LB Curtis Weatherspoon	Dean College	FR	6'1"	200
DB Rudell Crim	Butler CC - Kansas	SO	5'10"	195
DB Joe Robinson	Louisburg College	SO	5'10"	180
DB Demond Washington	Mississippi Gulf Coast CC	SO	5'9"	180
P Josh Wilbur	Phoenix College	SO	5'10"	200

## Blinn's Terrance Cain and Hutchinson's Eugene Kinlaw Selected for 2008 NJCAA Football Players of the Year Honors

COLORADO SPRINGS, Colo. - The 2008 NJCAA football leaders in passing yards and tackles for loss were selected as the 2008 NJCAA Offensive and Defensive Players of the Year. Blinn College (Texas) sophomore quarterback **Terrance Cain** was awarded Offensive Player of the Year, while Hutchinson Community College (Kan.) sophomore defensive lineman **Eugene Kinlaw** received Defensive Player of the Year honors.

The 2008 season marked the 19<sup>th</sup> consecutive year that the NJCAA, in conjunction with the NJCAA Football Coaches Association, has selected a player of the year. Since 2000, an award has been given to both an offensive and defensive player.



**Terrance Cain**  
Quarterback (6'2", 192 lbs.)  
Blinn College (Texas)

A native of Houston, Texas, Cain made a name for himself in 2007 when he set a new NJCAA record by completing 71.1 percent of his passes. He earned Honorable Mention All-American accolades as a freshman and entered the 2008 season as a First-Team Pre-Season All-American.

In 2008 Cain led the NJCAA in passing yards (3,138), completions (223), and touchdowns (29) and was awarded NJCAA First-Team All-American honors.

The Southwest JC Football Conference Player of the Year also ranked second in the nation in total offense with 3,306 yards and accounted for 33 touchdowns for the Buccaneers.

Cain is the first player from Blinn to receive this award and his selection marks the second straight year in which a player from the SWJCFC has been named Offensive Player of

the Year (Jocques Crawford, Cisco Junior College, 2007).

Behind Cain's leadership the Bucs went 9-3 this season, including an upset of then No. 1 Navarro College (Texas) in the SWJCFC title game, and an appearance in the CHAMPS Heart of Texas Bowl.

For his career at Blinn, Cain threw for 5,313 yards, 51 touchdowns and just 22 interceptions. He also completed over 70 percent of his pass attempts (418-of-590).

Cain will continue his collegiate playing career at the University of Utah.



**Eugene Kinlaw**  
Defensive Line (6'2", 294 lbs.)  
Hutchinson Community College (Kan.)

Kinlaw, a native of Homerville, Ga., was a nightmare for offensive coordinators in the Kansas Jayhawk league this season. The sophomore racked up 65 tackles this year from his defensive line position and set a new Hutchinson school record by leading the NJCAA with an amazing 44 tackles for loss.

He also finished with 11 sacks, which ranked 10<sup>th</sup> in the NJCAA, and forced four fumbles. Kinlaw led a Blue Dragon defense that allowed just 74.8 rushing yards a game, ranking sixth in the nation.

He is just the second defensive lineman to receive the award (Dustin Looman, Rochester, Minn.) since its inception in 2000 and his selection marks the third consecutive season the honor has been awarded to a player from Kansas Jayhawk Community College Conference (Markus White, Butler, 2007 and Austin Panter, Butler, 2006).

He is also the first player in HCC history to receive the award.

Kinlaw was named Region 6 Defensive Player of the Year after helping lead Hutchinson to a third place standing in the KJCCC and a runner-up finish in the Region 6 playoffs, falling short against eventual national champion Butler Community College (Kan.).

He finished his Blue Dragon career with 88 tackles, 49 tackles for loss and 13 sacks.

Kinlaw was named both a NJCAA and JC Gridwire First-Team All-American and will play his next two years at Troy University.

Previous NJCAA Player-of-the-Year Selections			
Year	Player	Pos.	College, State
1990	John Kaleo	QB	Montgomery College, Md.
1991	Kalin Hall	RB	Dixie State College of Utah
1992	Russell Evans	QB	Northwest Mississippi CC
1993	Roger Cook	QB	Dixie State College of Utah
1994	Chris Windsor	QB	Garden City CC, Kan.
1995	Fred Taylor	QB	Hinds CC, Miss.
1996	Rodrick Johnson	RB	Dixie State College of Utah
1997	Frank Murphy	RB	Garden City CC, Kan.
1998	Terrance Williams	RB	Hinds CC, Miss.
1999	Rudi Johnson	RB	Butler County CC, Kan.
2000	Marc Dunn	QB	Ricks College, Idaho
	Dustin Looman	DL	Rochester CTC, Minn.
2001	Rashad Armstrong	RB	Mesa CC, Ariz.
	Randy Jackson	DE	Georgia Military College
2002	Kelvin Hayden	WR	Joliet Junior College, Ill.
	Jamaal Jackson	DB	Northwest Mississippi CC
2003	Emmanuel Marc	RB	Hudson Valley CC, N.Y.
	Larry Kendrick	DB	Pearl River CC, Miss.
2004	Jimmy Oliver	QB	Pearl River CC, Miss.
	Mickey Pimental	LB	Pima CC, Ariz.
2005	Jimmy Oliver	QB	Pearl River CC, Miss.
	Jonathon Batson	DB	Cisco JC, Texas
2006	Cade Cooper	QB	Snow College, Utah
	Austin Panter	LB	Butler CC, Kan.
2007	Jocques Crawford	RB	Cisco JC, Texas
	Markus White	DE	Butler CC, Kan.
2008	Terrance Cain	QB	Blinn College, Texas
	Eugene Kinlaw	DL	Hutchinson CC, Kan.

# WHERE TO WATCH '08 NJCAA ALL-AMERICANS IN '09

FIRST TEAM - OFFENSE			
Position	Name	NJCAA College	Where They Will Play in '09
QB	Terrance Cain	Blinn College, Texas	University of Utah
RB	La'Darrian Page	Hutchinson Community College, Kan.	Emporia State University
RB	Alex McLaughlin	Ridgewater College, Minn.	Old Dominion University
WR	Justin Jordan	Blinn College, Texas	University of Southern Mississippi
<b>WR</b>	<b>Quintin Robinson</b>	<b>Ellsworth Community College, Iowa</b>	<b>Returning</b>
TE	Peter Tuitupou	Snow College, Utah	Washington State University
C	Erik Dahl	Butler Community College, Kan.	Missouri State University
OL	Anthony Morgan	Navarro College, Texas	Oklahoma State University
OL	James Carpenter	Coffeyville Community College, Kan.	University of Alabama
OL	Brody Dixon	Harper College, Ill.	Not Available
OL	Rokeyious Watkins	Georgia Military College	University of South Carolina
PK	Sean Brauchle	Mississippi Gulf Coast Community College	Mississippi State University
<b>RS</b>	<b>Gage McKinnins</b>	<b>Hutchinson Community College, Kan.</b>	<b>Returning</b>
SECOND TEAM - OFFENSE			
Position	Name	NJCAA College	Where They Will Play in '09
QB	Garrett Barnas	Harper College, Ill.	Northern Illinois University
RB	Steven Robinson	Georgia Military College	Hampton University
RB	David Ferris	Iowa Central Community College	Wayne State College
WR	Tyrece Gaines	Butler Community College	University of Oregon
WR	Leon Berry	East Mississippi Community College	Mississippi State University
TE	Woody McClendon	Kilgore College, Texas	Texas State University
C	Aaron Wagoner	Cisco College, Texas	Tarleton University
OL	P.K. Keys	Mississippi Gulf Coast Community College	University of North Alabama
OL	Brett Angell	Dean College, Mass.	Northern Michigan University
OL	Roy Watts	Navarro College, Texas	University of Houston
OL	Jernorius McGill	Eastern Arizona College	Returning
PK	Mike Kusnierz	Rochester CTC, Minn.	Returning
RS	Regan Buck	Snow College, Utah	Not Available
HONORABLE MENTION - OFFENSE			
Position	Name	NJCAA College	Where They Will Play in '09
<b>QB</b>	<b>Tirrell Rennie</b>	<b>Ellsworth Community College, Iowa</b>	<b>Returning</b>
<b>QB</b>	<b>Randall Mackey</b>	<b>East Mississippi Community College</b>	<b>Returning</b>
<b>QB</b>	<b>Stanley Jennings</b>	<b>Dean College, Mass.</b>	<b>Returning</b>
QB	Robert Benjamin	Phoenix College, Ariz.	University of Wyoming
QB	Mike Beehler	Central Lakes College, Minn.	Jamestown College
QB	Eugene Smith	Garden City Community College, Kan.	Fort Valley State University
RB	Brian Fowler	Erie Community College, N.Y.	Central Connecticut State University
RB	Alan Singletary	Lackawanna College, Pa.	Not Available
RB	Tony Reid	Eastern Arizona College	Not Available
WR	John Baldwin	Harper College, Ill.	Upper Iowa University
WR	Keith Lofgren	Fond du Lac Comm. & Tribal College, Minn.	U of Wisconsin - River Falls
P	Joe Phillips	Snow College, Utah	Not Available
RS	Anthony Norton	Dean College, Mass.	Not Available





# WHERE TO WATCH '08 NJCAA ALL-AMERICANS IN '09

<b>FIRST TEAM - DEFENSE</b>			
<b>Position</b>	<b>Name</b>	<b>NJCAA College</b>	<b>Where They Will Play in '09</b>
DL	James Aiono	Snow College, Utah	University of Utah
DL	Eugene Kinlaw	Hutchinson Community College, Kan.	Troy University
DL	Pernell McPhee	Itawamba Community College, Miss.	Mississippi State University
DL	Jared Price	Blinn College, Texas	University of California
LB	Vernon Brooks	Blinn College, Texas	University of Kansas
LB	Jacquian Williams	Fort Scott Community College, Kan.	University of South Florida
LB	Isi Filimoeatu	Snow College, Utah	University of Utah
DB	Winston Venable	Glendale Community College, Ariz.	Boise State University
<b>DB</b>	<b>Jakar Hamilton</b>	<b>Georgia Military College</b>	<b>Returning</b>
DB	Coryell Judie	Fort Scott Community College, Kan.	Texas A&M University
DB	Marcus Ball	Pearl River Community College, Miss.	University of Southern Mississippi
P	Heath Hutchins	Itawamba Community College, Miss.	Mississippi State University
<b>SECOND TEAM - DEFENSE</b>			
<b>Position</b>	<b>Name</b>	<b>NJCAA College</b>	<b>Where They Will Play in '09</b>
DL	Michael McDonald	Lackawanna College, Pa.	University of Memphis
DL	Jason Pierre Paul	Fort Scott Community College	University of South Florida
DL	Kyle Jenkins	Harper College, Ill.	Northern Illinois University
DL	Torrey Ball	Georgia Military College	Syracuse University
LB	Anthony Pritchard	Iowa Central Community College	Not Available
LB	Chris White	Mississippi Gulf Coast Community College	Mississippi State University
LB	Trevor Glomski	Rochester CTC, Minn.	Concordia University - St. Paul, Minn.
DB	Victor Carmichael	Kilgore College, Texas	Sam Houston State University
DB	Troy Jones	Harper College, Ill.	Fayetteville State University
DB	James Hornsby	East Mississippi Community College	University of Mississippi
DB	Marcus Benjamin	Arizona Western College	University of Arizona
P	Nick DiNardi	College of DuPage	Not Available
<b>HONORABLE MENTION - DEFENSE</b>			
<b>Position</b>	<b>Name</b>	<b>NJCAA College</b>	<b>Where They Will Play in '09</b>
DL	Joel Walton	Arizona Western College	Charleston Southern University
DL	Chris Strong	Northwest Mississippi Community College	No longer playing football
DL	Joe Forgy	Ellsworth Community College, Iowa	University of Iowa
DL	Jonathan Massaquoi	Butler Community College, Kan.	Troy University
DL	Bubba Tuinei	Eastern Arizona College	University of Utah
LB	Calvin West	Georgia Military College	Georgia Southern University
<b>LB</b>	<b>Curtis Weatherspoon</b>	<b>Dean College</b>	<b>Returning</b>
LB	Hendrick Leverette	Pearl River Community College, Miss.	University of Southern Mississippi
DB	Rudell Crim	Butler Community College, Kan.	University of Arkansas
DB	Joe Robinson	Louisburg College, N.C.	Charleston Southern University
DB	Demond Washington	Mississippi Gulf Coast Community College	Auburn University
P	Josh Wilbur	Phoenix College, Ariz.	Northern Illinois University



## Navarro's Nick Bobeck Selected as 2008 NJCAA Football Coach of the Year

COLORADO SPRINGS, Colo. – The NJCAA Football Coaches Association selected **Nick Bobeck** of Navarro College (Texas) as the 2008 NJCAA Football Coach of the Year.



In just his first year at the helm for the Bulldogs, Bobeck led Navarro to a 10-1 record and a No. 5 ranking in the final NJCAA / JC Football.com Poll of the 2008 season. The Bulldogs held the No. 1 spot in the rankings for seven weeks.

Bobeck also led Navarro to a perfect 9-0 mark during the regular season, including a first place finish in the Southwest Junior College Football Conference. The Bulldogs had the second-best rushing attack in the country, averaging 277 yards per game and ranked fourth overall in total offense with 425 yards per game. Navarro averaged 37 points per game and Bobeck's defense yielded 301 yards a game along with 17 interceptions, 42.5 sacks and 78 tackles for loss.

Navarro had nine players earn All-SWJCFC honors and two players garnered NJCAA All-American honors. Thus far, 10 Bulldogs have signed with NCAA Division I schools for next season.

Bobeck is no stranger to the Navarro football program. Before being named head coach he served as offensive coordinator for the Bulldogs in 2007. He began his coaching career as a graduate assistant at the University of Central Oklahoma where he also played his collegiate football and was an all-conference fullback.

He briefly joined the Navarro staff in the spring of 2006 as a quarterback/receivers coach before taking the offensive graduate assistant position at Texas A&M University where he helped the Aggies to an appearance in the Holiday Bowl.



A native of Beaver, Okla., Bobeck earned his bachelor's degree in biology as well as a master's degree in physical education from University of Central Oklahoma.

## Rushing Average Per Game

Rank	Athlete	College	GP	Carries	Yards	TDs	Avg.
1	Alex McLaughlin	Ridgewater College, Minn.	9	274	1,730	16	<b>192.2</b>
2	David Ferris	Iowa Central Community College	10	131	1,252	12	<b>125.2</b>
3	La'Darrian Page	Hutchinson Community College	11	266	1,340	10	<b>121.8</b>
4	DeAndre Johnson	Alfred State College, N.Y.	9	170	1,089	8	<b>121.0</b>
5	Tony Reid	Eastern Arizona College	11	148	1,238	15	<b>112.5</b>
6	Raju Easterling	Lackawanna College, Pa.	8	68	900	5	<b>112.5</b>
7	Cardel Clemens	Northeastern Oklahoma A&M College	9	237	1,011	9	<b>112.3</b>
8	Jasmin Hopkins	Fort Scott Community College, Kan.	11	327	1,227	9	<b>111.5</b>
9	Reginald Brown	Blinn College, Texas	12	195	1,278	10	<b>106.5</b>
10	Steven Robinson	Georgia Military College	10	154	1,027	12	<b>102.7</b>

## Total Rushing Yards

Rank	Athlete	College	GP	Carries	TDs	Avg.	Yards
1	Alex McLaughlin	Ridgewater College, Minn.	9	274	16	192.2	<b>1,730</b>
2	La'Darrian Page	Hutchinson Community College	11	266	10	121.8	<b>1,089</b>
3	Reginald Brown	Blinn College, Texas	12	195	10	106.5	<b>1,278</b>
4	David Ferris	Iowa Central Community College	10	131	12	125.2	<b>1,252</b>
5	Tony Reid	Eastern Arizona College	11	148	15	112.5	<b>1,238</b>
6	Jasmin Hopkins	Fort Scott Community College, Kan.	11	327	9	111.5	<b>1,227</b>
7	DeAndre Johnson	Alfred State College, N.Y.	9	170	9	121.0	<b>1,089</b>
8	Jamal Young	Mississippi Gulf Coast Community College	12	192	7	90.1	<b>1,081</b>
9	Randell Bell	Butler Community College, Kan.	11	189	12	93.9	<b>1,033</b>
10	Steven Robinson	Georgia Military College	10	154	12	102.7	<b>1,027</b>

## Rushing Touchdowns

Rank	Athlete	College	GP	Carries	Yards	Avg.	TDs
1	Tirrell Rennie	Elsworth Community College, Iowa	10	199	1,011	101.1	<b>16</b>
1	Alex McLaughlin	Ridgewater College, Minn.	9	274	1,730	192.2	<b>16</b>
3	Tony Reid	Eastern Arizona College	11	148	1,238	112.5	<b>15</b>
4	Khiry Robinson	Mesabi Range CTC, Minn.	10	160	893	89.3	<b>13</b>
5	Steven Robinson	Georgia Military College	10	154	1,027	102.7	<b>12</b>
5	Vick Ballard	Mississippi Gulf Coast Community College	11	84	555	50.5	<b>12</b>
5	Randell Bell	Butler Community College, Kan.	11	189	1033	93.9	<b>12</b>
5	David Ferris	Iowa Central Community College	10	131	1252	125.2	<b>12</b>
9	Pat Shed	East Mississippi Community College	10	127	772	77.2	<b>11</b>
9	Mike Smith	Eastern Arizona College	8	131	1002	125.3	<b>11</b>
9	Dominick Sherman	Vermillion Community College, Minn.	10	128	852	85.2	<b>11</b>
9	Daniel Borne	Jones County Junior College, Miss.	9	157	566	62.9	<b>11</b>

## Passing Yard - Average Per Game

Rank	Athlete	College	GP	INT	Yards	TDs	Avg.
1	Randall Mackey	East Mississippi Community College	10	16	2,818	24	<b>281.8</b>
2	Terrance Cain	Blinn College, Texas	12	11	3,138	29	<b>261.5</b>
3	Yan Cyr	Vermillion Community College, Minn.	9	8	2,214	24	<b>246.0</b>
4	Tirrell Rennie	Elsworth Community College, Iowa	10	9	2,458	20	<b>245.8</b>
5	Mike Beehler	Central Lakes College-Brainerd, Minn.	10	14	2,320	20	<b>232.0</b>
6	Emil Jones	Pearl River Community College, Miss.	11	12	2,501	18	<b>227.4</b>
7	Micah Davis	Copiah-Lincoln Community College, Miss.	9	9	1,960	15	<b>217.8</b>
8	Robert Benjamin	Phoenix College, Ariz.	10	5	2,126	21	<b>212.6</b>
9	Garrett Barnas	Harper College, Ill.	12	11	2,519	25	<b>209.9</b>
9	Eugene Smith	Garden City Community College, Kan.	10	13	2,099	14	<b>209.9</b>

<b>Total Passing Yards</b>							
Rank	Athlete	College	GP	Int.	Yards	TD's	Avg.
1	Terrance Cain	Blinn College, Texas	12	11	<b>3,138</b>	29	261.5
2	Randall Mackey	East Mississippi Community College	10	16	<b>2,818</b>	24	281.8
3	Garrett Barnas	Harper College, Ill.	12	11	<b>2,519</b>	25	209.9
4	Emil Jones	Pearl River Community College, Miss.	11	12	<b>2,501</b>	18	227.4
5	Tirrell Rennie	Elsworth Community College, Iowa	10	9	<b>2,458</b>	20	245.8
6	Mike Beehler	Central Lakes College-Brainerd, Minn.	10	14	<b>2,320</b>	20	232.0
7	Yan Cyr	Vermillion Community College	9	8	<b>2,214</b>	24	246.0
8	Robert Benjamin	Phoenix Community College, Ariz.	10	5	<b>2,126</b>	21	212.6
9	Eugene Smith	Garden City Community College, Kan.	10	13	<b>2,099</b>	14	209.9
10	Casey Weston	Northwest Mississippi Community College	10	8	<b>2,072</b>	15	207.2

<b>Passing Completion Percentage (Min. of 140 pass attempts)</b>						
Rank	Athlete	College	GP	Att.	Comp.	Pct.
1	Greg Jenkins	Mississippi Gulf Coast Community College	12	170	121	<b>.711</b>
2	Press Taylor	Butler Community College, Kan.	11	228	161	<b>.706</b>
3	Terrance Cain	Blinn College, Texas	12	326	223	<b>.683</b>
4	Darren Perkins	Louisberg College, N.C.	9	146	94	<b>.643</b>
5	Dallas Walker	Georgia Military College	10	155	99	<b>.638</b>
6	Yan Cyr	Vermillion Community College, Minn.	9	249	157	<b>.630</b>
7	Chris Walley	Joliet Junior College, Ill.	10	195	121	<b>.620</b>
8	Mike Beehler	Central Lakes College-Brainerd, Minn.	10	310	192	<b>.619</b>
9	Brandon Gorsuch	Arizona Western College	10	151	93	<b>.615</b>
10	Randall Mackey	East Mississippi Community College	10	320	193	<b>.603</b>

<b>Passing Touchdowns</b>							
Rank	Athlete	College	GP	Int.	Pct.	Yards	TD's
1	Terrance Cain	Blinn College, Texas	12	11	.684	3,138	<b>29</b>
2	Garrett Barnas	Harper College, Ill.	12	11	.551	2,519	<b>25</b>
2	Quin Mecham	Snow College, Utah	10	5	.601	1,851	<b>25</b>
4	Yan Cyr	Vermillion Community College, Minn.	9	8	.631	2,214	<b>24</b>
4	Randall Mackey	East Mississippi Community College	10	16	.603	2,818	<b>24</b>
6	Press Taylor	Butler Community College, Kan.	11	6	.706	2,014	<b>21</b>
6	Robert Benjamin	Phoenix College, Ariz.	10	5	.543	2,126	<b>21</b>
8	Tirrell Rennie	Elsworth Community College, Iowa	10	9	.589	2,458	<b>20</b>
9	Mike Beehler	Central Lakes College-Brainerd, Minn.	10	14	.619	2,320	<b>20</b>
10	Jon Daniels	College of DuPage, Ill.	11	16	.583	1,894	<b>18</b>
10	Emil Jones	Pearl River Community College, Miss.	11	12	.525	2,501	<b>18</b>

<b>Total Receiving Yards</b>							
Rank	Athlete	College	GP	Rec.	Yards	TD's	Rec./Gm
1	Quintin Robinson	Elsworth Community College, Iowa	11	88	<b>1,102</b>	10	8.00
2	Keith Lofgren	Fond du Lac Comm. & Tribal College, Minn.	9	66	<b>928</b>	8	7.33
3	Justin Novak	Central Lakes College-Brainerd, Minn.	10	63	<b>920</b>	10	6.30
4	Kamar Jordan	Hudson Valley Community College, N.Y.	9	54	<b>902</b>	4	6.00
5	John Baldwin	Harper College, Ill.	12	50	<b>876</b>	10	4.17
6	Brandon Kinnie	Fort Scott Community College, Kan.	11	62	<b>852</b>	10	5.64
7	Sam Thomas	Snow College, Utah	12	40	<b>796</b>	9	3.33
8	Nakeem Pittman	North Dakota State College of Science	10	55	<b>784</b>	3	5.50
9	Jason Bruce	Copiah-Lincoln Community College, Miss.	9	53	<b>734</b>	7	5.89
9	Dexter Ransom	Blinn College, Texas	11	36	<b>734</b>	10	3.27



## Total Receptions

Rank	Athlete	College	GP	Rec.	Yards	TD's	Rec./Gm
1	Quintin Robinson	Elsw orth Community College, low a	11	<b>88</b>	1,102	10	8.00
2	Keith Lofgren	Fond du Lac Comm. & Tribal College, Minn.	9	<b>66</b>	928	8	7.33
3	Justin Novak	Central Lakes College-Brainerd, Minn.	10	<b>63</b>	920	10	6.30
4	Marc Young	Fond du Lac Comm. & Tribal College, Minn.	9	<b>61</b>	586	6	6.77
5	Brandon Kinnie	Fort Scott Community College, Kan.	11	<b>62</b>	852	10	5.64
6	Brandon Verson	College of DuPage, Ill.	12	<b>57</b>	585	6	4.75
7	Nakeem Pittman	North Dakota State College of Science	10	<b>55</b>	784	3	5.50
7	Justin Jordan	Blinn College, Texas	12	<b>55</b>	715	7	4.58
9	Kamar Jordan	Hudson Valley Community College, N.Y.	9	<b>54</b>	902	4	6.00
10	Jason Bruce	Copiah-Lincoln Community College, Miss.	9	<b>53</b>	734	7	5.89

## Receiving - Catches Per Game

Rank	Athlete	College	GP	Rec.	Yards	TD's	Rec./Gm
1	Quintin Robinson	Elsw orth Community College, low a	10	97	1,223	13	<b>9.70</b>
2	Keith Lofgren	Fond du Lac Comm. & Tribal College, Minn.	9	66	928	8	<b>7.33</b>
3	Marc Young	Fond du Lac Comm. & Tribal College, Minn.	9	61	586	6	<b>6.77</b>
4	Justin Novak	Central Lakes College-Brainerd, Minn.	10	63	1,362	10	<b>6.30</b>
5	Kamar Jordan	Hudson Valley Community College, N.Y.	9	54	902	4	<b>6.00</b>
6	Jason Bruce	Copiah-Lincoln Community College, Miss.	9	53	734	7	<b>5.89</b>
7	Brandon Kinnie	Fort Scott Community College, Kan.	11	62	852	10	<b>5.64</b>
8	Nakeem Pittman	North Dakota State College of Science	10	55	784	3	<b>5.50</b>
9	Jamorris Warren	Scottsdale Community College, Ariz.	9	48	526	2	<b>5.33</b>
10	David Spencer	Pima Community College, Ariz.	8	42	440	0	<b>5.25</b>

## Receiving Touchdowns

Rank	Athlete	College	GP	Rec.	Yards	TD's	Rec./Gm
1	Quintin Robinson	Elsw orth Community College, low a	11	88	1,102	<b>10</b>	8.00
1	John Baldwin	Harper College, Ill.	12	50	876	<b>10</b>	4.17
1	Justin Novak	Central Lakes College-Brainerd, Minn.	10	63	1,362	<b>10</b>	6.30
1	Josh Griffin	Alfred State College, N.Y.	9	32	622	<b>10</b>	3.56
1	Brandon Kinnie	Fort Scott Community College, Kan.	11	62	852	<b>10</b>	5.64
1	Dexter Ransom	Blinn College, Texas	11	36	734	<b>10</b>	3.27
7	Terrance Moore	Mesa Community College, Ariz.	8	38	730	<b>9</b>	4.75
7	Tyrece Gaines	Butler Community College, Kan.	11	28	490	<b>9</b>	2.55
7	Kashif Walls	Northland Community & Technical College, Minn.	9	39	625	<b>9</b>	4.33
7	Sam Thomas	Snow College, Utah	12	40	796	<b>9</b>	3.33

## Total Offense

Rank	Athlete	College	GP	Plays	Rush Yds	Pass Yds	Total	Avg.
1	Tirrell Rennie	Elsw orth Community College, low a	10	511	1,011	2,458	<b>3,469</b>	346.9
2	Terrance Cain	Blinn College, Texas	12	403	168	3,138	<b>3,306</b>	275.5
3	Randall Mackey	East Mississippi Community College	10	400	286	2,818	<b>3,304</b>	330.4
4	Garrett Barnas	Harper College, Ill.	12	486	731	2,519	<b>3,250</b>	270.8
5	Emil Jones	Pearl River Community College	11	421	147	2,501	<b>2,648</b>	240.7
6	Robert Benjamin	Phoenix College, Ariz.	10	383	447	2,126	<b>2,573</b>	257.3
7	Mike Beehler	Central Lakes College-Brainerd, Minn.	10	390	158	2,320	<b>2,478</b>	247.8
8	Eugene Smith	Garden City Community College, Kan.	10	461	319	2,099	<b>2,418</b>	241.8
9	Yan Cyr	Vermillion Community College, Minn.	9	312	106	2,214	<b>2,320</b>	257.8
10	Jon Daniels	College of DuPage, Ill.	11	416	359	1,894	<b>2,253</b>	204.8

## Total Offense Average Per Game (Min. 8 GP)

Rank	Athlete	College	GP	Plays	Rush Yds	Pass Yds	Total	Avg.
1	Tirrell Rennie	Elsworth Community College, Iowa	10	511	1,011	2,458	3,469	<b>346.9</b>
2	Randall Mackey	East Mississippi Community College	10	400	486	2,818	3,304	<b>330.4</b>
3	Terrance Cain	Blinn College, Texas	12	403	168	3,138	3,306	<b>275.5</b>
4	Garrett Barnas	Harper College, Ill.	12	486	731	2,519	3,250	<b>270.8</b>
5	Yan Cyr	Vermillion Community College, Minn.	9	312	106	2,214	2,320	<b>257.8</b>
6	Robert Benjamin	Phoenix College, Ariz.	10	383	447	2,126	2,573	<b>257.3</b>
7	Mike Beehler	Central Lakes College-Brainerd, Minn.	10	390	158	2,320	2,478	<b>247.8</b>
8	Eugene Smith	Garden City Community College, Kan.	10	461	319	2,099	2,418	<b>241.8</b>
9	Emil Jones	Pearl River Community College, Miss.	11	312	147	2,501	2,648	<b>240.7</b>
10	Micah Davis	Copiah-Lincoln Community College, Miss.	9	316	143	1,960	2,103	<b>233.7</b>

## Scoring - Kicking

Rank	Athlete	College	PAT Att.	PAT Made	FGM	Points	FG Long
1	Sean Brauchle	Mississippi Gulf Coast Community College	57	55	14	<b>97</b>	55
2	Micheal Kusnier	Rochester CTC, Minn.	35	32	21	<b>95</b>	42
3	Joe Phillips	Snow College, Utah	62	60	10	<b>90</b>	43
4	Brad Hicks	Blinn College, Texas	52	51	11	<b>84</b>	47
5	Gabriel Elizondo	Navarro College, Texas	50	48	9	<b>75</b>	36
6	Ryan Fillingham	Harper College, Ill.	51	44	10	<b>74</b>	45
7	Logan Ortiz	Butler Community College, Kan.	48	44	5	<b>71</b>	47
8	James Carew	Eastern Arizona College	53	51	10	<b>66</b>	47
9	Treg Jeffery	Phoenix College, Ariz.	38	33	5	<b>63</b>	52
10	Tyler Rawlings	Georgia Military College	45	40	5	<b>55</b>	32

## Scoring - Non-Kickers

Rank	Athlete	College	GP	TD's	2-Pt. Conv.	Total
1	Tirrell Rennie	Elsworth Community College, Iowa	10	16	1	<b>98</b>
2	Justin Jordan	Blinn College, Texas	12	16	0	<b>96</b>
2	Alex McLaughlin	Ridgewater College, Minn.	9	16	0	<b>96</b>
4	Dominick Sherman	Vermillion Community College, Minn.	10	15	0	<b>90</b>
4	Steven Robinson	Georgia Military College	10	15	0	<b>90</b>
4	Tony Reid	Eastern Arizona College	11	15	0	<b>90</b>
7	Lon Garfield	Minnesota West CTC	10	14	2	<b>88</b>
8	Khiry Robinson	Mesabi Range CTC, Minn.	10	14	1	<b>86</b>
9	Seth Karlsrud	Rochester CTC, Minn.	9	14	0	<b>84</b>
9	Vick Ballard	Mississippi Gulf Coast Community College	11	14	0	<b>84</b>

## Punting

Rank	Athlete	College	Punts	Total Yds	Punt Avg.	Punt Long
1	Heath Hutchins	Itawamba Community College, Miss.	42	1,933	<b>46.0</b>	69
2	Josh Wilber	Phoenix College, Ariz.	45	1,957	<b>43.5</b>	62
3	Tyler Fitzgerald	Copiah-Lincoln Community College, Miss.	37	1,607	<b>43.4</b>	71
4	Jerry Duncan	Pearl River Community College, Miss.	53	2,283	<b>43.1</b>	68
5	Cameron Kenney	Garden City Community College, Kan.	22	946	<b>43.0</b>	60
6	Winston Venable	Glendale Community College, Ariz.	60	2,512	<b>41.9</b>	65
6	Tyler Caldwell	Jones County Junior College, Miss.	45	1,884	<b>41.9</b>	55
8	Chris VanOrden	Snow College, Utah	38	1,574	<b>41.4</b>	55
9	Caleb Walden	Eastern Arizona College	29	1,191	<b>41.1</b>	71
10	Nick Dinardi	College of DuPage, Ill.	43	1,727	<b>40.2</b>	70



<b>Individual Defense</b>						
Rank	Athlete	College	GP	Solo Tackles	Tackle Assists	Total Tackles
1	Phillip (Bo) Harris	Copiah-Lincoln Community College, Miss.	8	77	55	<b>132</b>
2	Jordan Brown	Snow College, Utah	12	63	62	<b>125</b>
3	Antwoine Shelton	Fond du Lac Comm. & Tribal College, Minn.	9	60	60	<b>122</b>
4	Andrew Magee	Copiah-Lincoln Community College, Miss.	9	68	51	<b>119</b>
5	Chris White	Mississippi Gulf Coast Community College	12	55	62	<b>117</b>
6	Joey Schrader	Snow College, Utah	12	62	54	<b>116</b>
7	Zeke Mendenhall	Snow College, Utah	12	70	45	<b>115</b>
8	Alvin Ellis	East Mississippi Community College	10	72	41	<b>113</b>
9	Robert Spann	Northeastern Oklahoma A&M College	9	70	42	<b>112</b>
9	Thomas Majors	Northwest Mississippi Community College	10	73	39	<b>112</b>

<b>Tackles for Loss</b>						
Rank	Athlete	College	GP	Total Tackles	TFL	TFL Yards
1	Eugene Kinlaw	Hutchinson Community College, Kan.	11	65	<b>44.0</b>	177
2	Adam Davis	Hutchinson Community College, Kan.	11	60	<b>28.0</b>	103
3	Jacob Lattimer	Hutchinson Community College, Kan.	11	97	<b>26.0</b>	66
4	Pernell McPhee	Itawamba Community College, Miss.	8	57	<b>23.5</b>	51
5	Thatcher Starling	Hutchinson Community College, Kan.	11	65	<b>23.0</b>	121
6	Joel Watson	Arizona Western College	9	69	<b>20.5</b>	55
7	Jason Pierre-Paul	Fort Scott Community College	11	67	<b>20.0</b>	28
8	Cory Polz	Minnesota West CTC	10	86	<b>18.0</b>	112
9	Johnathan Massaquoi	Butler Community College, Kan.	11	96	<b>17.5</b>	62
10	Aaron Strumski	Elsworth Community College, Iowa	10	66	<b>16.5</b>	31
10	Travis Stephens	Blinn College, Texas	11	26	<b>16.5</b>	8

<b>Sacks</b>						
Rank	Athlete	College	GP	Total Tackles	Sacks	Sack Yards
1	Jonathan Massaquoi	Butler Community College, Kan.	11	96	<b>20.0</b>	102
2	Kyle Jenkins	Harper College, Ill.	12	62	<b>19.5</b>	0
3	Jarred Price	Blinn College, Texas	11	29.5	<b>17.5</b>	66
4	Adam Davis	Hutchinson Community College, Kan.	11	60	<b>15.0</b>	79
5	Pernell McPhee	Itawamba Community College, Miss.	8	57	<b>13.5</b>	109
6	Joe Forgy	Elsworth Community College, Iowa	10	42	<b>12.5</b>	113
7	Joel Watson	Arizona Western College	9	69	<b>12.0</b>	47
8	Thatcher Starling	Hutchinson Community College, Kan.	11	65	<b>11.5</b>	81
9	Eugene Kinlaw	Hutchinson Community College, Kan.	11	65	<b>11.0</b>	93
10	Maurice Waters	Vermillion Community College, Minn.	8	47	<b>10.5</b>	4

**Interceptions**

Rank	Athlete	College	GP	Int	Int Yds	Int Td's
1	Jimmy Anderson	Kilgore College, Texas	9	8	57	10
1	Marcus Benjamin	Arizona Western College	9	8	16	2
2	Dontrell Johnson	Garden City Community College, Kan.	9	7	170	0
2	Dameon Jackson	Mississippi Gulf Coast Community College	11	7	49	0
2	Jace Hawley	low a Central Community College	11	7	58	0
2	Santonyo Jones	Phoenix College, Ariz.	10	7	132	0
7	Chris Smith	Highland Community College, Kan.	9	6	69	0
7	Jarvis Wilson	Vermillion Community College, Minn.	10	6	103	1
7	Micah Oates-Jenkin	Ridgewater College, Minn.	9	6	0	0
7	Kenneth Ward	Grand Rapids Community College, Mich.	10	6	127	2
7	William Marion	Vermillion Community College, Minn.	8	6	169	2
7	Roteddrick Cotton	Southw est Mississippi Community College	8	6	94	1
7	Demetrice Whittake	Mesabi Range CTC, Minn.	8	6	100	2
7	Kirk Risby	Trinity Valley Community College, Texas	8	6	59	0

**Team Leaders****Rushing Offense**

Rank	College	GP	Carries	Yards	Avg.
1	Eastern Arizona College	11	610	4195	<b>381.4</b>
2	Navarro College, Texas	10	466	2771	<b>277.1</b>
3	Lackawanna College, Pa.	11	422	2517	<b>228.8</b>
4	Mississippi Gulf Coast Community College	12	555	2722	<b>226.8</b>
5	Elsworth Community College, low a	11	507	2459	<b>223.5</b>
6	low a Central Community College	11	544	2358	<b>214.4</b>
7	New Mexico Military Institute	11	527	2301	<b>209.1</b>
8	Hutchinson Community College, Kan.	11	582	2297	<b>208.8</b>
9	College of Dupage, Ill.	10	367	1886	<b>186.6</b>
10	Itawamba Community College, Miss.	9	298	1661	<b>184.6</b>

**Rushing Defense**

Rank	College	GP	Carries	Yards	Avg.
1	Blinn College, Texas	12	312	560	<b>46.7</b>
2	Rochester CTC, Minn.	10	314	505	<b>50.5</b>
3	Mississippi Gulf Coast Community College	12	276	669	<b>67.7</b>
4	Eastern Arizona College	11	284	745	<b>72.8</b>
5	Butler Community College, Kan.	11	358	801	<b>74.8</b>
6	Hutchinson Community College, Kan.	11	391	823	<b>86.7</b>
6	Itawamba Community College, Miss.	9	320	780	<b>86.7</b>
8	Dean College, Mass.	10	334	867	<b>87.1</b>
9	Snow College, Utah	12	386	1045	<b>87.2</b>
10	Georgia Military College	10	336	872	<b>88.9</b>



## Passing Offense

Rank	College	GP	Att	Comp.	Int.	Yards	TD's	Avg.
1	East Mississippi Community College	10	344	212	18	3,062	27	<b>306.2</b>
2	Elsworth Community College, low a	11	359	209	11	2,944	24	<b>267.6</b>
3	Vermillion Community College, Minn.	10	312	192	13	2,631	27	<b>263.1</b>
4	Blinn College, Texas	12	320	215	12	3,096	27	<b>258.0</b>
5	Harper College, Ill.	12	431	233	15	2,940	27	<b>245.0</b>
6	Georgia Military College	10	250	146	10	2,407	25	<b>240.7</b>
7	Pearl River Community College, Miss.	11	352	185	14	2,594	19	<b>235.8</b>
8	Central Lakes College-Brainerd, Minn.	10	312	193	14	2,294	20	<b>228.9</b>
9	Snow College, Utah	12	311	193	9	2,797	35	<b>225.6</b>
10	Louisburg College, N.C.	9	216	132	8	2,030	19	<b>224.9</b>

## Passing Defense

Rank	College	GP	Att	Comp.	Int.	Yards	TD's	Avg.
1	North low a Area Community College	10	146	60	9	959	13	<b>95.9</b>
2	Nassau Community College, N.Y.	10	137	68	9	999	10	<b>99.9</b>
3	Glendale Community College, Ariz.	10	276	127	14	1,051	10	<b>105.1</b>
4	Fort Scott Community College, Kan.	11	235	91	12	1,172	4	<b>106.5</b>
5	Dean College, Mass.	10	259	110	19	1,090	10	<b>109.0</b>
6	North Dakota State College of Science	9	177	90	16	998	5	<b>110.9</b>
7	Butler Community College, Kan.	11	265	146	15	1,270	7	<b>115.5</b>
8	Central Lakes College-Brainerd, Minn.	10	0	0	17	1,207	0	<b>120.7</b>
9	East Mississippi Community College	10	263	132	17	1,219	10	<b>121.9</b>
10	Trinity Valley Community College	10	204	100	15	1,256	7	<b>125.6</b>

## Total Team Offense

Rank	College	GP	Plays	Yards	Avg.
1	Elsworth Community College, low a	11	866	5,403	<b>491.2</b>
2	East Mississippi Community College	10	644	4,748	<b>474.8</b>
3	Blinn College, Texas	12	701	5,130	<b>427.5</b>
4	Navarro College, Texas	10	663	4,250	<b>425.0</b>
5	Georgia Military College	10	589	4,228	<b>422.8</b>
6	Vermillion Community College, Minn.	10	636	4,128	<b>412.8</b>
7	Snow College, Utah	12	737	4,884	<b>407.0</b>
8	East Arizona College	11	643	4,458	<b>405.2</b>
9	Harper College, Ill.	12	813	4,685	<b>309.4</b>
10	Garden City Community College, Kan.	10	685	3,839	<b>383.9</b>

## Total Team Defense

Rank	College	GP	Plays	Yards	Avg.
1	Blinn College, Texas	12	683	2,164	<b>180.3</b>
2	Butler Community College, Kan.	11	623	2,071	<b>188.3</b>
3	Dean College, Mass.	10	593	1,957	<b>195.7</b>
3	Fort Scott Community College, Kan.	11	587	2,153	<b>195.7</b>
5	Rochester CTC, Minn.	10	596	2,000	<b>200.0</b>
6	Glendale Community College, Ariz.	10	632	2,018	<b>201.8</b>
7	Snow College, Utah	12	684	2,609	<b>217.4</b>
8	Eastern Arizona College	11	575	2,414	<b>219.5</b>
9	Central Lakes College-Brainerd, Minn.	10	0	2,220	<b>222.0</b>
10	Georgia Military College	10	606	2,270	<b>227.0</b>

