

Invasive predators and global biodiversity loss

Tim S. Doherty^{a,b,1}, Alistair S. Glen^c, Dale G. Nimmo^d, Euan G. Ritchie^a, and Chris R. Dickman^e

^aCentre for Integrative Ecology, School of Life and Environmental Sciences, Deakin University, Geelong, VIC 3216, Australia; ^bCentre for Ecosystem Management, School of Natural Sciences, Edith Cowan University, Joondalup, WA 6027, Australia; ^cLandcare Research, Auckland 1072, New Zealand; ^dInstitute for Land, Water and Society, School of Environmental Science, Charles Sturt University, Albury, NSW 2640, Australia; and ^eDesert Ecology Research Group, School of Life and Environmental Sciences, University of Sydney, Sydney, NSW 2006, Australia

Edited by Daniel S. Simberloff, The University of Tennessee, Knoxville, TN, and approved July 20, 2016 (received for review February 12, 2016)

Invasive species threaten biodiversity globally, and invasive mammalian predators are particularly damaging, having contributed to considerable species decline and extinction. We provide a global metaanalysis of these impacts and reveal their full extent. Invasive predators are implicated in 87 bird, 45 mammal, and 10 reptile species extinctions—58% of these groups' contemporary extinctions worldwide. These figures are likely underestimated because 23 critically endangered species that we assessed are classed as "possibly extinct." Invasive mammalian predators endanger a further 596 species at risk of extinction, with cats, rodents, dogs, and pigs threatening the most species overall. Species most at risk from predators have high evolutionary distinctiveness and inhabit insular environments. Invasive mammalian predators are therefore important drivers of irreversible loss of phylogenetic diversity worldwide. That most impacted species are insular indicates that management of invasive predators on islands should be a global conservation priority. Understanding and mitigating the impact of invasive mammalian predators is essential for reducing the rate of global biodiversity loss.

extinction | feral cat | island | invasive mammal | trophic cascade

Invasive mammalian predators ("invasive predators" hereafter) are arguably the most damaging group of alien animal species for global biodiversity (1–3). Species such as cats (*Felis catus*), rats (*Rattus rattus*), mongoose (*Herpestes auro-punctatus*), and stoats (*Mustela erminea*) threaten biodiversity through predation (4, 5), competition (6), disease transmission (7), and facilitation with other invasive species (8). The decline and extinction of native species due to invasive predators can have impacts that cascade throughout entire ecosystems (9). For example, predation by feral cats and red foxes (*Vulpes vulpes*) has led to the decline or extinction of two thirds of Australia's digging mammal species over the past 200 y (10, 11). Reduced disturbance to topsoil in the absence of digging mammals has led to impoverished landscapes where little organic matter accumulates and rates of seed germination are low (10). In the Aleutian archipelago, predation of seabirds by introduced Arctic foxes (*Alopex lagopus*) has lowered nutrient input and soil fertility, ultimately causing vegetation to transform from grasslands to dwarf shrub/forb-dominated systems (12).

Mitigating the negative impacts of invasive mammalian predators is a primary goal of conservation agencies worldwide (1, 13, 14). Regardless, there remains no global synthesis of the role of invasive predators in species declines and extinctions (but see refs. 3 and 15). Here, we quantify the number of bird, mammal, and reptile species threatened by, or thought to have become extinct (since AD 1500) due to, invasive mammalian predators. We use metaanalysis to examine taxonomic and geographic trends in these impacts and show how the severity of predator impacts varies according to species endemism and evolutionary distinctiveness.

Results and Discussion

In total, 596 threatened and 142 extinct species (total 738) have suffered negative impacts from 30 species of invasive mammalian predators from 13 families and eight orders. These species

include three canids, seven mustelids, five rodents, two procyonids, three viverrids, two primates, two marsupials, two mongooses, and single representatives from four other families, with 60% from the order Carnivora (Table S1). The 738 impacted species consist of 400 bird species from 78 families, 189 mammal species from 45 families, and 149 reptile species from 26 families (Dataset S1). Invasive mammalian predators emerge as causal factors in the extinction of 87 bird, 45 mammal, and 10 reptile species, which equates to 58% of modern bird, mammal, and reptile species extinctions globally (including those species classed as "extinct in the wild"). Invasive predators also threaten 596 species classed as "vulnerable" (217 species), "endangered" (223), or "critically endangered" (156), of which 23 are classed as "possibly extinct."

To assess the comparative severity of predator impacts, we assigned each of 1,439 predator-threatened species cases a value of either 0.25 (secondary cause of species decline), 0.75 (primary cause of species decline), or 1.0 (species extinction attributed to the predator), and we weighted these values by the strength of evidence available, drawing on a total of 996 supporting references (Methods). The severity of predator impacts and the strength of evidence supporting them [the inverse of the width of confidence intervals (CIs)] was higher for bird and mammal species compared with reptile species (Fig. 1).

Rodents are linked to the extinction of 75 species (52 bird, 21 mammal, and 2 reptile species; 30% of all extinctions) and cats to 63 extinctions (40, 21, and 2 species, respectively; 26%) whereas red foxes, dogs (*Canis familiaris*), pigs (*Sus scrofa*), and small Indian mongoose (*H. auro-punctatus*) are implicated in 9–11 extinctions each (Fig. 2). For all threatened and extinct species combined, cats and rodents threaten similar numbers of species (430 and 420 species, respectively), followed by dogs (156 species), pigs (140 species), mongoose (83 species), red foxes (48 species), stoats (30 species) (Fig. 2), and the remaining predators

Significance

Invasive mammalian predators are arguably the most damaging group of alien animal species for global biodiversity. Thirty species of invasive predator are implicated in the extinction or endangerment of 738 vertebrate species—collectively contributing to 58% of all bird, mammal, and reptile extinctions. Cats, rodents, dogs, and pigs have the most pervasive impacts, and endemic island faunas are most vulnerable to invasive predators. That most impacted species are insular indicates that management of invasive predators on islands should be a global conservation priority. Understanding and mitigating the impact of invasive mammalian predators is essential for reducing the rate of global biodiversity loss.

Author contributions: T.S.D., A.S.G., D.G.N., E.G.R., and C.R.D. designed research; T.S.D. and A.S.G. performed research; T.S.D. analyzed data; and T.S.D., A.S.G., D.G.N., E.G.R., and C.R.D. wrote the paper.

The authors declare no conflict of interest.

This article is a PNAS Direct Submission.

¹To whom correspondence should be addressed. Email: tim.doherty.0@gmail.com.

This article contains supporting information online at www.pnas.org/lookup/suppl/doi:10.1073/pnas.1602480113/-DCSupplemental.

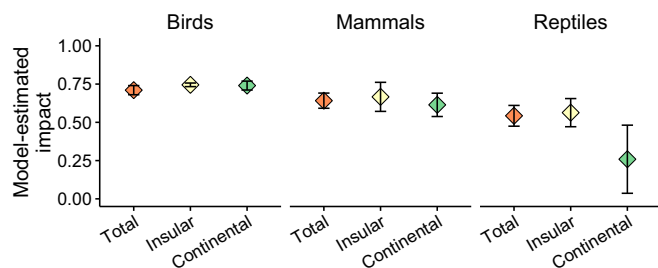


Fig. 1. Model-estimated severity of impact of invasive predators on birds, mammals, and reptiles for all species combined (Total), insular endemics (Insular), and species found on continents (Continental). Error bars are 90% confidence intervals. Model estimates and confidence intervals are weighted by the strength of evidence available. See Table S5 for model estimates.

(range 1–14 species). The lower number of species impacted by some predators, such as red foxes and stoats, reflects the limited number of locations in which these predators have established alien populations (16). The frequency of impacted species in each taxonomic class differed among predators ($\chi^2 = 112.27$, $P < 0.001$). Cats, rodents, and stoats threaten more bird than mammal or reptile species whereas red foxes threaten more mammal species (Fig. 2). Dogs threaten fewer reptile species, and pigs and mongoose threaten fewer mammal species, compared with other taxonomic classes (Fig. 2). Although cats and rodents negatively affect the most bird species, birds experience similar impact across predator species (Fig. 3). Mammals experience lower, but more variable, impacts from pigs and stoats compared with the other predators (Fig. 3). The greatest impact on reptile species is from stoats, and the lowest from foxes (no impact) and pigs (Fig. 3). The “significance” of differing relationships between invasive predators and impacted species classes is uncertain, however, because confidence intervals overlapped in most cases.

Central America (including the Caribbean) has experienced the most extinctions (33 species), followed by Micro-/Mela-/Polynesia (25), Australia (21), the Madagascar region (20), New Zealand (15), and Hawaii (11), with the remaining regions having 0–7 species extinctions each (Fig. 4). The taxonomy of impacted species varied among regions, with the highest numbers of impacted mammal species occurring in Australia and Central America, and most of the impacted reptile species occurring in Micro-/Mela-/Polynesia and Central America (Fig. 4). Most impacted bird species are in Micro-/Mela-/Polynesia, New Zealand, the Madagascar region, Central America, and Hawaii (Fig. 4).

Insular endemics accounted for 87% of extinct species (124 species) and 81% of the sum of all threatened/extinct species (601 species). The proportions of total threatened/extinct species that were insular endemics varied between taxonomic classes

($\chi^2 = 117.29$, $P < 0.001$; birds 90%, mammals 55%, reptiles 91%). Insular endemic reptile species were more negatively affected by invasive mammalian predators than continental species, whereas mammal and bird species experienced similar impacts between the two groups (Fig. 1). If Australia is reclassified as an island, insular endemic mammals experience more severe predator impacts than continental species (Fig. S1). We sourced evolutionary distinctiveness scores from published databases (Methods) to show that species negatively affected by invasive predators were more evolutionarily distinct than “nonimpacted” species for both bird ($t = 3.32$, $P = 0.001$) and mammal species ($t = 3.31$, $P = 0.001$) (Fig. S2).

Although it is often stated that invasive predators have contributed to many modern extinctions (1, 2, 11, 17), our findings reveal the magnitude and pervasiveness of their impacts and link them to the majority (58%) of modern bird, mammal, and reptile species extinctions. This figure is likely an underestimate because 23 critically endangered species negatively affected by invasive predators are currently classed as possibly extinct. Evolutionarily distinct species are most affected, meaning that invasive predators are drivers of irreversible loss of global phylogenetic diversity, affecting both mainland and island-endemic species.

Introduced rodents and cats are major agents of extinction, collectively being listed as causal factors in 44% of modern bird, mammal, and reptile species extinctions. We pooled the impacts of rodents across five species, but previous studies indicate that *R. rattus* has negatively affected the most species, followed by *Rattus norvegicus* and *Rattus exulans* (18–20). The role of the house mouse (*Mus musculus*) is less well understood, but there is emerging evidence of severe predatory impacts on insular sea-bird (21) and lizard species (22). We found that cats, rodents, dogs, and pigs have had the most pervasive effects across regions and taxonomic classes, supporting recent work by Bellard et al. (3), who identified these four taxa as the invasive species affecting the greatest number of threatened vertebrates globally, after chytrid fungus (*Batrachochytrium dendrobatidis*). However, other predators have had large impacts in particular regions; stoats remain a major threat to New Zealand bird and reptile species (23), and the red fox, along with the feral cat, is an important driver of Australian mammal species extinctions (11).

Fewer reptile species were negatively affected by invasive mammalian predators, compared with bird and mammal species. Reptiles also had a lower average impact score, which may be because reptiles are less studied than birds and mammals (9), with only 40% of the world’s reptiles having been assessed for the Red List thus far (compared with ~99% for birds and mammals) (24). Further insights will likely emerge once the conservation status of most reptiles has been determined. Detailed studies from individual regions nonetheless demonstrate that invasive predators can have severe impacts on local reptile assemblages

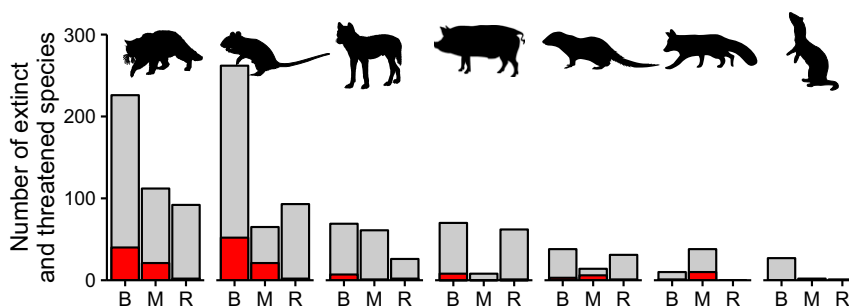


Fig. 2. Numbers of threatened and extinct bird (B), mammal (M), and reptile (R) species negatively affected by invasive mammalian predators. Gray bars are the total number of extinct and threatened species, and red bars are extinct species (including those classed as extinct in the wild). Predators affecting <15 species are not shown here. Predators (L to R) are the cat, rodents, dog, pig, small Indian mongoose, red fox, and stoat.

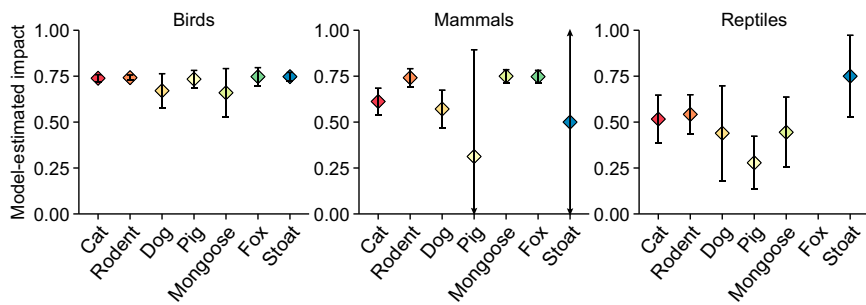


Fig. 3. Severity of model-estimated impacts of invasive predator species on birds, mammals, and reptiles. Error bars are 90% confidence intervals. Model estimates and confidence intervals are weighted by the strength of evidence available. See [Table S5](#) for model estimates. To aid visual interpretation across all estimates, the error bars for the effects of pigs and stoats on mammals are truncated at the limits of the y axis, but the values can be found in [Table S5](#).

(e.g., ref. 25). Evolutionary exposure to native mammalian predators might moderate such effects; few Australian reptiles are threatened by cat and fox predation whereas more than 100 reptile species in the Caribbean/Central America and Micro-/Mela-/Polynesia are threatened with extinction by rodents, cats, pigs, dogs, and mongoose (25, 26).

Insular regions are most affected by invasive predators, and insular endemic reptile species, but not bird and mammal species, are more heavily affected than continental species. This last finding contrasts with Blackburn et al. (13), who reported such an effect for birds, as did Medina et al. (1) for all three taxonomic classes. The difference in our results could arise because both previous studies assessed insular species only and used individual populations (species × island) as the experimental unit whereas we assessed all species across their entire geographic ranges. The isolation of many islands and a lack of natural predators mean that insular species often lack appropriate defensive traits, thus making them naive to the threat of invasive predators (9, 27). The high extinction rates of ground-dwelling birds in Hawaii (28) and New Zealand (29)—both of which lack native mammalian predators—are cases in point.

That most impacted species are insular indicates that management of invasive predators on islands should be a global conservation priority. Given the many islands on which invasive predators occur and the high costs involved in controlling or eradicating them, prioritization of islands for eradications is an important exercise (30–33). Facilitation between multiple invasive species (e.g., rodents providing abundant food for cats, thus maintaining high densities of the latter) can exacerbate their respective impacts on native species (1, 9). Thus, it is essential that eradications adopt a whole-ecosystem approach to avoid the ecological release of undesirable species (5, 34). Modeling can help determine the order in which multiple species should be eradicated (35) and how best to allocate resources (36). On continents or large islands where eradications are difficult, alternative approaches are needed, such as predator-proof fencing (37), improved land management (38, 39), restoration of top predators (40, 41), and lethal control (42).

Although we have documented the comparative severity of impacts of invasive mammalian predators, we note that the strength of evidence available to quantify predator impacts was often low ([Dataset S1](#)), particularly for reptile species. While invasive predators are named as causal factors in large numbers

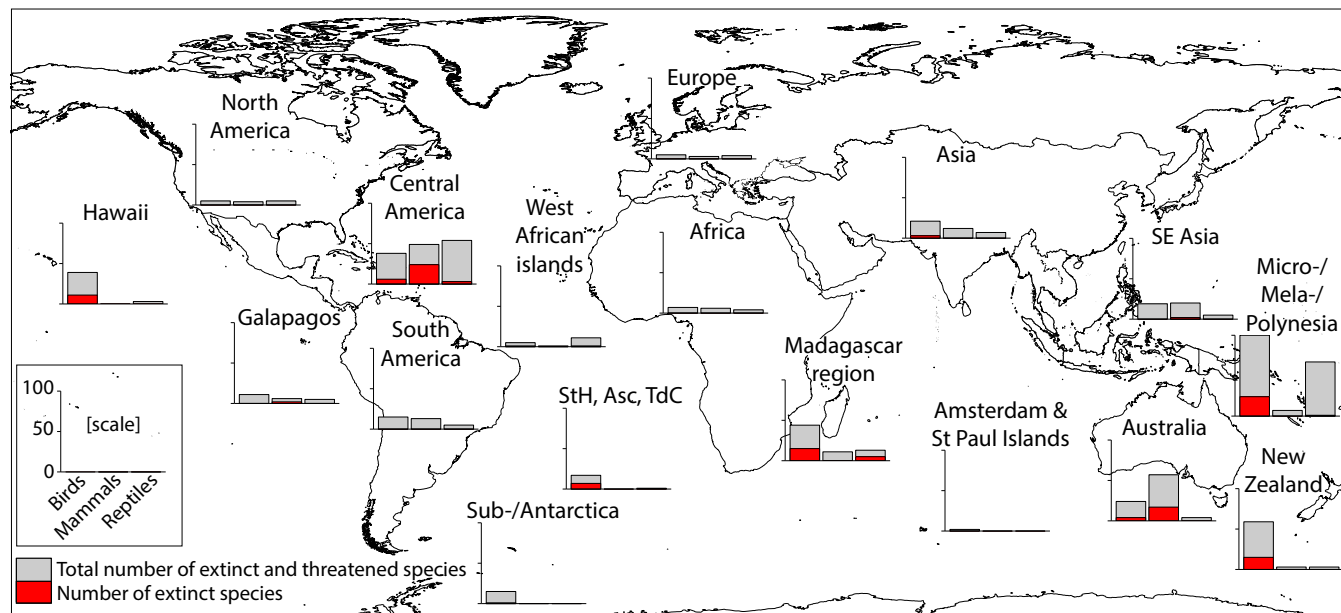


Fig. 4. Numbers of threatened and extinct bird, mammal, and reptile species impacted by invasive predators in 17 regions ([Fig. S3](#) and [Table S2](#)). Gray bars represent the total number of extinct and threatened species, and red bars represent the number of extinct species (including those classed as extinct in the wild). StH, Asc, and TdC indicate the islands of St. Helena, Ascension, and Tristan da Cunha, respectively.

of extinctions and as key threats to many threatened species, the lack of strong evidence suggests that there remains an urgent need for research on the impacts of invasive predators relative to other threats (e.g., habitat loss). Teasing apart the impacts of different threatening processes is challenging for extinct species and for those that have suffered historical declines, have small populations, and/or inhabit remote islands but should be more feasible for many other threatened species. Understanding and mitigating the impact of invasive mammalian predators is essential for reducing the rate of global biodiversity loss.

Methods

Data Collection. For all threatened species in the taxonomic classes Aves, Mammalia, and Reptilia, we downloaded data on taxonomy and conservation status from the International Union for Conservation of Nature and Natural Resources (IUCN) Red List in December 2014 (version 2014.3) using the inbuilt search and export functions ($n = 3,745$ species) (Dataset S2). We did not assess amphibians here because our preliminary research indicated that the invasive predators impacting them are mostly nonmammalian (e.g., snakes, fish, crayfish, and other amphibians). Threatened species were those listed as vulnerable, endangered, critically endangered, extinct, or extinct in the wild. We then used a custom R script (Dataset S3) to download additional Red List information on each species' range and major threats.

We filtered this database ($n = 3,745$ species) in Microsoft Access by searching the "major threats" section for any of the following keywords: predator*, predation, cat, cats, fox*, dog, dogs, rat, rats, rodent*, *Rattus*, mouse, mice, stoat*, mongoose*, pig, pigs, mink, ferret*, weasel*, mustelid*, possum*, macaque*, coati*, and civet*. These predators were chosen based on consultation of the Global Invasive Species Database (43) and Long (16). This search returned 771 records, which we inspected to determine whether invasive alien predators were identified as a known or likely threat to each species ($n = 703$ species identified as negatively impacted by invasive predators). We cross-checked this list against previous reviews (1, 18, 20, 44–48) and added 35 additional threatened species recorded as being negatively affected by invasive predators, but not revealed in our Red List search. Given the small number of additional species identified and the broad geographic coverage of the previous studies used for cross-checking, we do not consider that this exercise brings any systematic bias to our analyses.

For each of the 738 study species, we recorded information on taxonomic classification (class, order, family), Red List status, insularity (insular endemic or found on continents also), and region (Fig. S3 and Table S2). Information on species distributions was sourced primarily from the Red List although other sources were consulted in a small number of cases. For the analyses, we included in the extinct category four species classed as extinct in the wild.

To find information on the impact of invasive predators on each of the study species, we initially searched the Red List and Scopus database for relevant material using species names and synonyms, followed by consultation of primary and gray literature cited therein. We defined impact as any inference that an invasive predator had caused a decline in the abundance or distribution of a species. In most cases, predation was inferred as the primary mechanism of predator impacts although competition, disease transmission, and habitat disturbance were also cited in some cases. For accounts that referred only to "introduced/invasive predators" and not a specific species, we assigned the impact to a generic predator group. We took any reference to "domestic predators/carnivores/pets" to mean cats (*F. catus*) and dogs (*C. familiaris*). We did not distinguish the impacts of individual rodent species because many accounts did not provide sufficient information to allow discrimination of individual species effects and because the relative impacts of the different rodent species have been reviewed elsewhere (18–20, 49, 50).

Given the difficulties in attributing causation in species declines and extinctions, most inferences regarding the impact of invasive predators were based on observational evidence, rather than experimental data. For this reason, we used a similar approach to that of previous studies (1, 19) and coded the degree of predator impacts as follows: mixed (0.25, when the predator was a secondary cause of species decline); high (0.75, when the predator was a primary cause of species decline); and strong (1.0, when the extinction of the species was attributed to the predator). Unlike previous studies (1, 19), however, we did not include a "nil impact" level (e.g., 0.01) because such information is not systematically reported in the literature. Other threats may have contributed to the species' declines/extinctions although assessing their relative importance was beyond the scope of this study. We assessed species across their entire geographic ranges and thus did not code predator impacts for individual populations (e.g., multiple islands). This exercise was conducted between March and September 2015, and it revealed 1,381 individual

predator-threatened species cases, plus an additional 58 cases where the predator species were not named. The 996 references supporting the rankings are listed in Dataset S4.

Statistical Analyses. We first summarized numbers of extinct and threatened species impacted by invasive predators, based on taxonomic classes and geographic regions where they occur, or occurred. We then used meta-analysis in the metafor package version 1.9-6 in R version 3.1.2 (51, 52) to analyze these trends based on three categorical variables: (i) taxonomic class model (levels: Aves, Mammalia, Reptilia); (ii) insularity model [levels: insular endemic, or continental (either wholly or partially)]; and (iii) predator model [levels: rodent (Rodentia), cat, dog, red fox (*V. vulpes*), stoat (*M. erminea*), small Indian mongoose (*H. auroponctatus*), and pig (*S. scrofa*)].

For the predator model, we excluded 19 predator species that impacted fewer than 15 threatened species each (range 30–430 threatened species impacted by each of the seven remaining predators). We conducted separate tests for each of these variables using the restricted maximum-likelihood estimator. We pooled impacts across all predators for the taxonomic class and insularity models; if a threatened species was impacted by multiple predators, we used the highest impact and its associated weight. For example, if a bird species was impacted by both cats (impact = 0.75, weight = 10) and rodents (impact = 0.25, weight = 100), we used the former pair of values for the pooled category, which means that the models estimate the strongest predator impacts across taxonomic classes and insularity. To examine individual responses of the three taxonomic classes, we conducted separate analyses for birds, mammals, and reptiles across insular endemism and predators. The response variable was the impact rankings described above, such that higher effect sizes represented greater predator impacts. We inferred "significant" effects where the 90% confidence intervals of the different predictor variable levels did not overlap. Data used in the analyses are available as Dataset S1 (see also Table S3).

Metaanalysis traditionally weights effect sizes based on each study's sample variance and/or size. However, these data do not exist for our database because each case consists of a predator \times threatened species combination that is assigned a categorical level of impact. Instead, we used a weighting system similar to that of Jones et al. (19) and Medina et al. (1) that weights individual cases based on the type and strength of evidence provided in each case. Assigned weights were as follows: 1 (lowest: no evidence provided apart from stating that the predator is thought to be a cause of species decline or extinction), 10 (single line of correlative evidence), 100 (multiple lines of correlative evidence), or 1,000 (highest: experimental evidence in a before–after and/or control–impact design). We used the inverse of the weights as the variance component in the metaanalysis. Examples of correlative evidence included artificial nest experiments, correlation between species decline and predator introduction, absence of a species from parts of its historical range now inhabited by predators, monitoring of predation events, and analysis of predator diet. Examples of experimental evidence included monitoring of population parameters in response to predator removal, and comparison of islands with and without predators. The weights were assigned during the impact ranking exercise described above. We conducted a fail-safe analysis to determine the number of cases showing no effect that would be needed to eliminate a significant overall effect size (SI Text). We also conducted a sensitivity analysis to determine how the selection of impact values and the use of weights influenced the results (SI Text and Figs. S4 and S5).

We used χ^2 analyses to determine (i) whether the proportion of impacted species that were insular endemics varied among taxonomic classes and (ii) whether the proportion of impacted species in each taxonomic class differed among predators. We restricted the second analysis to those seven predators included in the predator model described above. Significant effects were inferred at the 0.05 level.

Evolutionary Distinctiveness. We used evolutionary distinctiveness (ED) scores to examine whether invasive predators have had a disproportionate impact on evolutionarily distinct species. ED scores were calculated based on the "fair proportion" metric: i.e., the weighted sum of branch lengths along phylogenetic tree roots to tips, with weights based on the number of tips sharing that branch (see refs. 53–55 for detailed descriptions). This analysis was restricted to extant birds (53) and mammals (54, 55) because data limitations currently prevent ED scores being calculated for reptiles and extinct taxa from all classes. We used general linear models to compare the ED scores of the impacted species against threatened species for which invasive predators were not identified as a threat ("nonimpacted" species hereafter). We used a gamma error distribution because the data were positive, continuous, and skewed. Significant effects were inferred at the 0.05 level. Taxonomic

differences between the Red List version 2014.3 and the source databases (53, 55) are detailed in Table S4. Because ED scores were not available for extinct species, the values presented here are likely to be an underestimate of the true effect sizes.

ACKNOWLEDGMENTS. The IUCN and its many contributors are acknowledged for maintaining the Red List, which provided information on species

taxonomy, status, threats, and range. Grant Williamson is thanked for writing and testing the custom R script. Comments from Corey Bradshaw, Chris Johnson, and three anonymous reviewers greatly improved earlier versions of this manuscript. T.S.D. was supported by scholarships from Edith Cowan University and Earthwatch Institute Australia during the initial stages of this study, and C.R.D. by a fellowship from the Australian Research Council.

- Medina FM, et al. (2011) A global review of the impacts of invasive cats on island endangered vertebrates. *Glob Change Biol* 17(11):3503–3510.
- Szabo JK, Khwaja N, Garnett ST, Butchart SHM (2012) Global patterns and drivers of avian extinctions at the species and subspecies level. *PLoS One* 7(10):e47080.
- Bellard C, Genovesi P, Jeschke JM (2016) Global patterns in threats to vertebrates by biological invasions. *Proc Biol Sci* 283(1823):20152454.
- Doherty TS, et al. (2015) A continental-scale analysis of feral cat diet in Australia. *J Biogeogr* 42(5):964–975.
- Rayner MJ, Hauber ME, Imber MJ, Stamp RK, Clout MN (2007) Spatial heterogeneity of mesopredator release within an oceanic island system. *Proc Natl Acad Sci USA* 104(52):20862–20865.
- Harris DB, Macdonald DW (2007) Interference competition between introduced black rats and endemic Galápagos rice rats. *Ecology* 88(9):2330–2344.
- Wyatt KB, et al. (2008) Historical mammal extinction on Christmas Island (Indian Ocean) correlates with introduced infectious disease. *PLoS One* 3(11):e3602–e3609.
- Simberloff D (2011) How common are invasion-induced ecosystem impacts? *Biol Invasions* 13(5):1255–1268.
- Courchamp F, Chapuis J-L, Pascal M (2003) Mammal invaders on islands: Impact, control and control impact. *Biol Rev Camb Philos Soc* 78(3):347–383.
- Fleming PA, et al. (2014) Is the loss of Australian digging mammals contributing to a deterioration in ecosystem function? *Mammal Rev* 44(2):94–108.
- Woinarski JCZ, Burbidge AA, Harrison PL (2015) Ongoing unraveling of a continental fauna: Decline and extinction of Australian mammals since European settlement. *Proc Natl Acad Sci USA* 112(15):4531–4540.
- Croll DA, Maron JL, Estes JA, Danner EM, Byrd GV (2005) Introduced predators transform subarctic islands from grassland to tundra. *Science* 307(5717):1959–1961.
- Blackburn TM, Cassey P, Duncan RP, Evans KL, Gaston KJ (2004) Avian extinction and mammalian introductions on oceanic islands. *Science* 305(5692):1955–1958.
- Doherty TS, Ritchie EG (May 16, 2016) Stop jumping the gun: A call for evidence-based invasive predator management. *Conserv Lett*, 10.1111/conl.12251.
- Bellard C, Cassey P, Blackburn TM (2016) Alien species as a driver of recent extinctions. *Biol Lett* 12(2):20150623–20150624.
- Long J (2003) *Introduced Mammals of the World* (CSIRO Publishing, Melbourne).
- Tershy BR, Shen KW, Newton KM, Holmes ND, Croll DA (2015) The importance of islands for the protection of biological and linguistic diversity. *Bioscience* 65(6):592–597.
- Towns DR, Atkinson IAE, Daugherty CH (2006) Have the harmful effects of introduced rats on islands been exaggerated? *Biol Invasions* 8(4):863–891.
- Jones HP, et al. (2008) Severity of the effects of invasive rats on seabirds: A global review. *Conserv Biol* 22(1):16–26.
- Harris DB (2009) Review of negative effects of introduced rodents on small mammals on islands. *Biol Invasions* 11(7):1611–1630.
- Cuthbert RJ, Louw H, Parker G, Rexer-Huber K, Visser P (2013) Observations of mice predation on dark-mantled sooty albatross and Atlantic yellow-nosed albatross chicks at Gough Island. *Antarct Sci* 25(06):763–766.
- Norbury G, et al. (2014) Impacts of invasive house mice on post-release survival of translocated lizards. *N Z J Ecol* 38(2):322–327.
- O'Donnell C, Clapperton BK, Monks JM (2015) Impacts of introduced mammalian predators on indigenous birds of freshwater wetlands in New Zealand. *N Z J Ecol* 39(1):19–33.
- Meiri S, Chapple DG (March 17, 2016) Biases in the current knowledge of threat status in lizards, and bridging the “assessment gap.” *Biol Conserv*, 10.1016/j.biocon.2016.03.009.
- Hedges SB, Conn CE (2012) A new skink fauna from Caribbean islands (Squamata, Mabuyidae, Mabuyinae). *Zootaxa* 3288:1–244.
- Hunt GR, Hay R, Veltman CJ (2010) Multiple kagu *Rhynchotus jubatus* deaths caused by dog attacks at a high-altitude study site on Pic Ningua, New Caledonia. *Bird Conserv Int* 6(04):295–306.
- Banks PB, Dickman CR (2007) Alien predation and the effects of multiple levels of prey naivety. *Trends Ecol Evol* 22(5):229–230, author reply 230–231.
- Boyer AG (2008) Extinction patterns in the avifauna of the Hawaiian islands. *Divers Distrib* 14(3):509–517.
- Duncan RP, Blackburn TM (2004) Extinction and endemism in the New Zealand avifauna. *Glob Ecol Biogeogr* 13(6):509–517.
- Dawson J, et al. (2015) Prioritizing islands for the eradication of invasive vertebrates in the United Kingdom overseas territories. *Conserv Biol* 29(1):143–153.
- Jones HP, et al. (2016) Invasive mammal eradication on islands results in substantial conservation gains. *Proc Natl Acad Sci USA* 113(15):4033–4038.
- Russell JC, et al. (2016) Importance of lethal control of invasive predators for island conservation. *Conserv Biol* 30(3):670–672.
- McGeoch MA, et al. (2015) Prioritizing species, pathways, and sites to achieve conservation targets for biological invasion. *Biol Invasions* 18(2):299–314.
- Bergstrom DM, et al. (2009) Indirect effects of invasive species removal devastate World Heritage Island. *J Appl Ecol* 46(1):73–81.
- Bode M, Baker CM, Plein M (2015) Eradicating down the food chain: Optimal multi-species eradication schedules for a commonly encountered invaded island ecosystem. *J Appl Ecol* 52(3):571–579.
- Helmstedt KJ, et al. (2016) Prioritizing eradication actions on islands: It's not all or nothing. *J Appl Ecol* 53(3):733–741.
- Moseby KE, Hill BM, Read JL (2009) Arid recovery: A comparison of reptile and small mammal populations inside and outside a large rabbit, cat and fox-proof enclosure in arid South Australia. *Austral Ecol* 34(2):156–169.
- McGregor HW, Legge S, Jones ME, Johnson CN (2014) Landscape management of fire and grazing regimes alters the fine-scale habitat utilisation by feral cats. *PLoS One* 9(10):e109097.
- Doherty TS, Dickman CR, Nimmo DG, Ritchie EG (2015) Multiple threats, or multiplying the threats? Interactions between invasive predators and other ecological disturbances. *Biol Conserv* 190:60–68.
- Hunter DO, Britz T, Jones M, Letnic M (2015) Reintroduction of Tasmanian devils to mainland Australia can restore top-down control in ecosystems where dingoes have been extirpated. *Biol Conserv* 191:428–435.
- Ritchie EG, et al. (2012) Ecosystem restoration with teeth: What role for predators? *Trends Ecol Evol* 27(5):265–271.
- Reardon JT, et al. (2012) Predator control allows critically endangered lizards to recover on mainland New Zealand. *N Z J Ecol* 36(2):141–150.
- IUCN (2014) *Global Invasive Species Database*. Available at www.iucngisd.org/gisd/. Accessed February 5, 2015.
- Woinarski JCZ, Burbidge AA, Harrison P (2014) *The Action Plan for Australian Mammals 2012* (CSIRO Publishing, Melbourne).
- Hilton GM, Cuthbert RJ (2010) The catastrophic impact of invasive mammalian predators on birds of the UK Overseas Territories: A review and synthesis. *Ibis* 152(3):443–458.
- Duffy DC, Capece P (2012) Biology and impacts of Pacific Island invasive species. 7. The domestic cat (*Felis catus*). *Pac Sci* 66(2):173–212.
- Hays WS, Conant S (2007) Biology and impacts of Pacific Island invasive species. 1. A worldwide review of effects of the small Indian mongoose, *Herpestes javanicus* (Carnivora: Herpestidae). *Pac Sci* 61(1):3–16.
- Shiels AB, Pitt WC, Sugihara RT, Witmer GW (2014) Biology and impacts of Pacific island invasive species. 11. *Rattus rattus*, the black rat (Rodentia: Muridae). *Pac Sci* 68(2):145–184.
- Capizzi D, Bertolino S, Mortelliti A (2014) Rating the rat: Global patterns and research priorities in impacts and management of rodent pests. *Mammal Rev* 44(2):148–162.
- Banks PB, Hughes NK (2012) A review of the evidence for potential impacts of black rats (*Rattus rattus*) on wildlife and humans in Australia. *Wildl Res* 39(1):78–88.
- Viechtbauer W (2010) Conducting meta-analyses in R with the metafor package. *J Stat Softw* 36(3):1–48.
- R Core Team (2014) R: A Language and Environment for Statistical Computing. (R Foundation for Statistical Computing, Vienna), Version 3.1.2. Available at www.R-project.org/.
- Jetz W, et al. (2014) Global distribution and conservation of evolutionary distinctness in birds. *Curr Biol* 24(9):919–930.
- Isaac NJB, Turvey ST, Collen B, Waterman C, Baillie JEM (2007) Mammals on the EDGE: Conservation priorities based on threat and phylogeny. *PLoS One* 2(3):e296–e297.
- Collen B, et al. (2011) Investing in evolutionary history: Implementing a phylogenetic approach for mammal conservation. *Philos Trans R Soc Lond B Biol Sci* 366(1578):2611–2622.
- Rosenberg MS (2005) The file-drawer problem revisited: A general weighted method for calculating fail-safe numbers in meta-analysis. *Evolution* 59(2):464–468.