



API Reference

# AWS Systems Manager



**API Version 2014-11-06**

Copyright © 2024 Amazon Web Services, Inc. and/or its affiliates. All rights reserved.

# AWS Systems Manager: API Reference

Copyright © 2024 Amazon Web Services, Inc. and/or its affiliates. All rights reserved.

Amazon's trademarks and trade dress may not be used in connection with any product or service that is not Amazon's, in any manner that is likely to cause confusion among customers, or in any manner that disparages or discredits Amazon. All other trademarks not owned by Amazon are the property of their respective owners, who may or may not be affiliated with, connected to, or sponsored by Amazon.

---

# Table of Contents

<b>Welcome</b> .....	<b>1</b>
<b>Actions</b> .....	<b>2</b>
AddTagsToResource .....	7
Request Syntax .....	7
Request Parameters .....	8
Response Elements .....	9
Errors .....	9
Examples .....	10
See Also .....	11
AssociateOpsItemRelatedItem .....	12
Request Syntax .....	12
Request Parameters .....	12
Response Syntax .....	13
Response Elements .....	13
Errors .....	13
Examples .....	14
See Also .....	15
CancelCommand .....	16
Request Syntax .....	16
Request Parameters .....	16
Response Elements .....	17
Errors .....	17
Examples .....	17
See Also .....	18
CancelMaintenanceWindowExecution .....	19
Request Syntax .....	19
Request Parameters .....	19
Response Syntax .....	19
Response Elements .....	19
Errors .....	20
Examples .....	20
See Also .....	21
CreateActivation .....	22
Request Syntax .....	22

---

Request Parameters .....	23
Response Syntax .....	25
Response Elements .....	25
Errors .....	26
Examples .....	26
See Also .....	27
CreateAssociation .....	29
Request Syntax .....	29
Request Parameters .....	31
Response Syntax .....	38
Response Elements .....	40
Errors .....	41
Examples .....	43
See Also .....	44
CreateAssociationBatch .....	45
Request Syntax .....	45
Request Parameters .....	47
Response Syntax .....	47
Response Elements .....	51
Errors .....	52
Examples .....	53
See Also .....	56
CreateDocument .....	57
Request Syntax .....	57
Request Parameters .....	58
Response Syntax .....	61
Response Elements .....	63
Errors .....	63
Examples .....	64
See Also .....	66
CreateMaintenanceWindow .....	67
Request Syntax .....	67
Request Parameters .....	67
Response Syntax .....	71
Response Elements .....	71
Errors .....	72

---

Examples .....	72
See Also .....	73
CreateOpsItem .....	75
Request Syntax .....	75
Request Parameters .....	76
Response Syntax .....	81
Response Elements .....	81
Errors .....	82
Examples .....	82
See Also .....	83
CreateOpsMetadata .....	85
Request Syntax .....	85
Request Parameters .....	85
Response Syntax .....	86
Response Elements .....	86
Errors .....	87
See Also .....	88
CreatePatchBaseline .....	89
Request Syntax .....	89
Request Parameters .....	90
Response Syntax .....	94
Response Elements .....	94
Errors .....	95
Examples .....	95
See Also .....	97
CreateResourceDataSync .....	98
Request Syntax .....	98
Request Parameters .....	99
Response Elements .....	100
Errors .....	100
Examples .....	101
See Also .....	102
DeleteActivation .....	103
Request Syntax .....	103
Request Parameters .....	103
Response Elements .....	103

---

Errors .....	103
Examples .....	104
See Also .....	105
DeleteAssociation .....	106
Request Syntax .....	106
Request Parameters .....	106
Response Elements .....	107
Errors .....	107
Examples .....	108
See Also .....	109
DeleteDocument .....	110
Request Syntax .....	110
Request Parameters .....	110
Response Elements .....	111
Errors .....	111
Examples .....	112
See Also .....	112
DeleteInventory .....	114
Request Syntax .....	114
Request Parameters .....	114
Response Syntax .....	115
Response Elements .....	116
Errors .....	116
Examples .....	117
See Also .....	118
DeleteMaintenanceWindow .....	120
Request Syntax .....	120
Request Parameters .....	120
Response Syntax .....	120
Response Elements .....	120
Errors .....	121
Examples .....	121
See Also .....	122
DeleteOpsItem .....	123
Request Syntax .....	123
Request Parameters .....	123

Response Elements .....	124
Errors .....	124
Examples .....	124
See Also .....	125
DeleteOpsMetadata .....	126
Request Syntax .....	126
Request Parameters .....	126
Response Elements .....	126
Errors .....	126
See Also .....	127
DeleteParameter .....	128
Request Syntax .....	128
Request Parameters .....	128
Response Elements .....	128
Errors .....	128
Examples .....	129
See Also .....	130
DeleteParameters .....	131
Request Syntax .....	131
Request Parameters .....	131
Response Syntax .....	131
Response Elements .....	132
Errors .....	132
Examples .....	132
See Also .....	133
DeletePatchBaseline .....	135
Request Syntax .....	135
Request Parameters .....	135
Response Syntax .....	135
Response Elements .....	135
Errors .....	136
Examples .....	136
See Also .....	137
DeleteResourceDataSync .....	138
Request Syntax .....	138
Request Parameters .....	138

Response Elements .....	138
Errors .....	139
Examples .....	139
See Also .....	140
DeleteResourcePolicy .....	141
Request Syntax .....	141
Request Parameters .....	141
Response Elements .....	142
Errors .....	142
See Also .....	143
DeregisterManagedInstance .....	144
Request Syntax .....	144
Request Parameters .....	144
Response Elements .....	144
Errors .....	144
Examples .....	145
See Also .....	146
DeregisterPatchBaselineForPatchGroup .....	147
Request Syntax .....	147
Request Parameters .....	147
Response Syntax .....	148
Response Elements .....	148
Errors .....	148
Examples .....	149
See Also .....	150
DeregisterTargetFromMaintenanceWindow .....	151
Request Syntax .....	151
Request Parameters .....	151
Response Syntax .....	152
Response Elements .....	152
Errors .....	153
Examples .....	153
See Also .....	154
DeregisterTaskFromMaintenanceWindow .....	155
Request Syntax .....	155
Request Parameters .....	155



Response Syntax .....	156
Response Elements .....	156
Errors .....	156
Examples .....	157
See Also .....	158
<b>DescribeActivations .....</b>	<b>159</b>
Request Syntax .....	159
Request Parameters .....	159
Response Syntax .....	160
Response Elements .....	160
Errors .....	161
Examples .....	161
See Also .....	162
<b>DescribeAssociation .....</b>	<b>164</b>
Request Syntax .....	164
Request Parameters .....	164
Response Syntax .....	165
Response Elements .....	167
Errors .....	168
Examples .....	169
See Also .....	170
<b>DescribeAssociationExecutions .....</b>	<b>171</b>
Request Syntax .....	171
Request Parameters .....	171
Response Syntax .....	172
Response Elements .....	173
Errors .....	173
Examples .....	174
See Also .....	175
<b>DescribeAssociationExecutionTargets .....</b>	<b>176</b>
Request Syntax .....	176
Request Parameters .....	176
Response Syntax .....	177
Response Elements .....	178
Errors .....	178
Examples .....	179

---

See Also .....	181
DescribeAutomationExecutions .....	182
Request Syntax .....	182
Request Parameters .....	182
Response Syntax .....	183
Response Elements .....	185
Errors .....	186
Examples .....	187
See Also .....	188
DescribeAutomationStepExecutions .....	189
Request Syntax .....	189
Request Parameters .....	189
Response Syntax .....	190
Response Elements .....	192
Errors .....	193
Examples .....	193
See Also .....	195
DescribeAvailablePatches .....	196
Request Syntax .....	196
Request Parameters .....	196
Response Syntax .....	199
Response Elements .....	200
Errors .....	200
Examples .....	200
See Also .....	203
DescribeDocument .....	205
Request Syntax .....	205
Request Parameters .....	205
Response Syntax .....	206
Response Elements .....	207
Errors .....	207
Examples .....	208
See Also .....	210
DescribeDocumentPermission .....	211
Request Syntax .....	211
Request Parameters .....	211

Response Syntax .....	212
Response Elements .....	212
Errors .....	213
Examples .....	214
See Also .....	214
<b>DescribeEffectiveInstanceAssociations .....</b>	<b>216</b>
Request Syntax .....	216
Request Parameters .....	216
Response Syntax .....	217
Response Elements .....	217
Errors .....	217
Examples .....	218
See Also .....	219
<b>DescribeEffectivePatchesForPatchBaseline .....</b>	<b>220</b>
Request Syntax .....	220
Request Parameters .....	220
Response Syntax .....	221
Response Elements .....	222
Errors .....	222
Examples .....	223
See Also .....	226
<b>DescribeInstanceAssociationsStatus .....</b>	<b>227</b>
Request Syntax .....	227
Request Parameters .....	227
Response Syntax .....	228
Response Elements .....	228
Errors .....	229
Examples .....	229
See Also .....	230
<b>DescribeInstanceInformation .....</b>	<b>232</b>
Request Syntax .....	232
Request Parameters .....	232
Response Syntax .....	234
Response Elements .....	235
Errors .....	235
Examples .....	236

---

See Also .....	237
<b>DescribeInstancePatches .....</b>	<b>239</b>
Request Syntax .....	239
Request Parameters .....	239
Response Syntax .....	240
Response Elements .....	241
Errors .....	241
Examples .....	242
See Also .....	244
<b>DescribeInstancePatchStates .....</b>	<b>245</b>
Request Syntax .....	245
Request Parameters .....	245
Response Syntax .....	246
Response Elements .....	246
Errors .....	247
Examples .....	247
See Also .....	249
<b>DescribeInstancePatchStatesForPatchGroup .....</b>	<b>250</b>
Request Syntax .....	250
Request Parameters .....	250
Response Syntax .....	251
Response Elements .....	252
Errors .....	252
Examples .....	253
See Also .....	255
<b>DescribeInstanceProperties .....</b>	<b>256</b>
Request Syntax .....	256
Request Parameters .....	256
Response Syntax .....	257
Response Elements .....	258
Errors .....	258
See Also .....	260
<b>DescribeInventoryDeletions .....</b>	<b>261</b>
Request Syntax .....	261
Request Parameters .....	261
Response Syntax .....	262

Response Elements .....	262
Errors .....	263
Examples .....	263
See Also .....	264
<b>DescribeMaintenanceWindowExecutions .....</b>	<b>266</b>
Request Syntax .....	266
Request Parameters .....	266
Response Syntax .....	267
Response Elements .....	268
Errors .....	268
Examples .....	268
See Also .....	270
<b>DescribeMaintenanceWindowExecutionTaskInvocations .....</b>	<b>271</b>
Request Syntax .....	271
Request Parameters .....	271
Response Syntax .....	272
Response Elements .....	273
Errors .....	273
Examples .....	274
See Also .....	275
<b>DescribeMaintenanceWindowExecutionTasks .....</b>	<b>276</b>
Request Syntax .....	276
Request Parameters .....	276
Response Syntax .....	277
Response Elements .....	278
Errors .....	278
Examples .....	279
See Also .....	280
<b>DescribeMaintenanceWindows .....</b>	<b>281</b>
Request Syntax .....	281
Request Parameters .....	281
Response Syntax .....	282
Response Elements .....	282
Errors .....	283
Examples .....	283
See Also .....	285

<b>DescribeMaintenanceWindowSchedule</b> .....	286
Request Syntax .....	286
Request Parameters .....	286
Response Syntax .....	288
Response Elements .....	288
Errors .....	288
Examples .....	289
See Also .....	290
<b>DescribeMaintenanceWindowsForTarget</b> .....	291
Request Syntax .....	291
Request Parameters .....	291
Response Syntax .....	292
Response Elements .....	292
Errors .....	293
Examples .....	293
See Also .....	294
<b>DescribeMaintenanceWindowTargets</b> .....	296
Request Syntax .....	296
Request Parameters .....	296
Response Syntax .....	297
Response Elements .....	298
Errors .....	298
Examples .....	299
See Also .....	300
<b>DescribeMaintenanceWindowTasks</b> .....	301
Request Syntax .....	301
Request Parameters .....	301
Response Syntax .....	302
Response Elements .....	303
Errors .....	304
Examples .....	304
See Also .....	306
<b>DescribeOpsItems</b> .....	307
Request Syntax .....	307
Request Parameters .....	307
Response Syntax .....	309

---

Response Elements .....	310
Errors .....	310
Examples .....	311
See Also .....	312
DescribeParameters .....	314
Request Syntax .....	314
Request Parameters .....	315
Response Syntax .....	316
Response Elements .....	317
Errors .....	317
Examples .....	318
See Also .....	320
DescribePatchBaselines .....	322
Request Syntax .....	322
Request Parameters .....	322
Response Syntax .....	323
Response Elements .....	323
Errors .....	324
Examples .....	324
See Also .....	326
DescribePatchGroups .....	327
Request Syntax .....	327
Request Parameters .....	327
Response Syntax .....	328
Response Elements .....	328
Errors .....	329
Examples .....	329
See Also .....	331
DescribePatchGroupState .....	332
Request Syntax .....	332
Request Parameters .....	332
Response Syntax .....	332
Response Elements .....	333
Errors .....	335
Examples .....	335
See Also .....	336

DescribePatchProperties .....	338
Request Syntax .....	339
Request Parameters .....	339
Response Syntax .....	340
Response Elements .....	340
Errors .....	341
Examples .....	341
See Also .....	342
DescribeSessions .....	344
Request Syntax .....	344
Request Parameters .....	344
Response Syntax .....	345
Response Elements .....	346
Errors .....	346
Examples .....	347
See Also .....	348
DisassociateOpsItemRelatedItem .....	349
Request Syntax .....	349
Request Parameters .....	349
Response Elements .....	349
Errors .....	350
Examples .....	350
See Also .....	351
GetAutomationExecution .....	352
Request Syntax .....	352
Request Parameters .....	352
Response Syntax .....	352
Response Elements .....	358
Errors .....	358
Examples .....	358
See Also .....	360
GetCalendarState .....	362
Request Syntax .....	362
Request Parameters .....	362
Response Syntax .....	363
Response Elements .....	363



Errors .....	364
Examples .....	364
See Also .....	365
GetCommandInvocation .....	366
Request Syntax .....	366
Request Parameters .....	366
Response Syntax .....	367
Response Elements .....	368
Errors .....	372
Examples .....	373
See Also .....	375
GetConnectionStatus .....	376
Request Syntax .....	376
Request Parameters .....	376
Response Syntax .....	376
Response Elements .....	376
Errors .....	377
Examples .....	377
See Also .....	378
GetDefaultPatchBaseline .....	379
Request Syntax .....	379
Request Parameters .....	379
Response Syntax .....	379
Response Elements .....	379
Errors .....	380
Examples .....	380
See Also .....	381
GetDeployablePatchSnapshotForInstance .....	382
Request Syntax .....	382
Request Parameters .....	383
Response Syntax .....	384
Response Elements .....	384
Errors .....	385
Examples .....	386
See Also .....	386
GetDocument .....	388

Request Syntax .....	388
Request Parameters .....	388
Response Syntax .....	389
Response Elements .....	390
Errors .....	392
Examples .....	393
See Also .....	394
GetInventory .....	395
Request Syntax .....	395
Request Parameters .....	396
Response Syntax .....	397
Response Elements .....	397
Errors .....	398
Examples .....	399
See Also .....	400
GetInventorySchema .....	401
Request Syntax .....	401
Request Parameters .....	401
Response Syntax .....	402
Response Elements .....	403
Errors .....	403
Examples .....	404
See Also .....	406
GetMaintenanceWindow .....	407
Request Syntax .....	407
Request Parameters .....	407
Response Syntax .....	407
Response Elements .....	408
Errors .....	410
Examples .....	411
See Also .....	412
GetMaintenanceWindowExecution .....	413
Request Syntax .....	413
Request Parameters .....	413
Response Syntax .....	413
Response Elements .....	414

---

Errors .....	415
Examples .....	415
See Also .....	416
GetMaintenanceWindowExecutionTask .....	418
Request Syntax .....	418
Request Parameters .....	418
Response Syntax .....	419
Response Elements .....	419
Errors .....	422
Examples .....	423
See Also .....	425
GetMaintenanceWindowExecutionTaskInvocation .....	426
Request Syntax .....	426
Request Parameters .....	426
Response Syntax .....	427
Response Elements .....	427
Errors .....	430
Examples .....	430
See Also .....	431
GetMaintenanceWindowTask .....	432
Request Syntax .....	432
Request Parameters .....	432
Response Syntax .....	433
Response Elements .....	435
Errors .....	439
Examples .....	439
See Also .....	441
GetOpsItem .....	442
Request Syntax .....	442
Request Parameters .....	442
Response Syntax .....	443
Response Elements .....	444
Errors .....	444
Examples .....	445
See Also .....	446
GetOpsMetadata .....	448

---

Request Syntax .....	448
Request Parameters .....	448
Response Syntax .....	449
Response Elements .....	449
Errors .....	450
See Also .....	450
GetOpsSummary .....	452
Request Syntax .....	452
Request Parameters .....	453
Response Syntax .....	454
Response Elements .....	455
Errors .....	455
Examples .....	456
See Also .....	457
GetParameter .....	459
Request Syntax .....	459
Request Parameters .....	459
Response Syntax .....	460
Response Elements .....	460
Errors .....	460
Examples .....	461
See Also .....	462
GetParameterHistory .....	463
Request Syntax .....	463
Request Parameters .....	463
Response Syntax .....	464
Response Elements .....	465
Errors .....	465
Examples .....	466
See Also .....	467
GetParameters .....	469
Request Syntax .....	469
Request Parameters .....	469
Response Syntax .....	470
Response Elements .....	470
Errors .....	471

Examples .....	471
See Also .....	473
GetParametersByPath .....	474
Request Syntax .....	474
Request Parameters .....	474
Response Syntax .....	476
Response Elements .....	477
Errors .....	477
Examples .....	478
See Also .....	479
GetPatchBaseline .....	481
Request Syntax .....	481
Request Parameters .....	481
Response Syntax .....	481
Response Elements .....	483
Errors .....	486
Examples .....	486
See Also .....	488
GetPatchBaselineForPatchGroup .....	489
Request Syntax .....	489
Request Parameters .....	489
Response Syntax .....	490
Response Elements .....	490
Errors .....	491
Examples .....	491
See Also .....	492
GetResourcePolicies .....	493
Request Syntax .....	493
Request Parameters .....	493
Response Syntax .....	494
Response Elements .....	494
Errors .....	494
See Also .....	495
GetServiceSetting .....	496
Request Syntax .....	496
Request Parameters .....	496

---

Response Syntax .....	497
Response Elements .....	497
Errors .....	497
Examples .....	498
See Also .....	499
LabelParameterVersion .....	500
Request Syntax .....	500
Request Parameters .....	500
Response Syntax .....	501
Response Elements .....	502
Errors .....	502
Examples .....	503
See Also .....	504
ListAssociations .....	505
Request Syntax .....	505
Request Parameters .....	505
Response Syntax .....	506
Response Elements .....	507
Errors .....	507
Examples .....	508
See Also .....	509
ListAssociationVersions .....	510
Request Syntax .....	510
Request Parameters .....	510
Response Syntax .....	511
Response Elements .....	512
Errors .....	513
Examples .....	513
See Also .....	515
ListCommandInvocations .....	516
Request Syntax .....	516
Request Parameters .....	516
Response Syntax .....	518
Response Elements .....	519
Errors .....	519
Examples .....	520

---

See Also .....	522
ListCommands .....	524
Request Syntax .....	524
Request Parameters .....	524
Response Syntax .....	525
Response Elements .....	527
Errors .....	527
Examples .....	528
See Also .....	530
ListComplianceItems .....	531
Request Syntax .....	531
Request Parameters .....	531
Response Syntax .....	532
Response Elements .....	533
Errors .....	533
Examples .....	534
See Also .....	536
ListComplianceSummaries .....	537
Request Syntax .....	537
Request Parameters .....	537
Response Syntax .....	538
Response Elements .....	539
Errors .....	539
Examples .....	540
See Also .....	542
ListDocumentMetadataHistory .....	543
Request Syntax .....	543
Request Parameters .....	543
Response Syntax .....	544
Response Elements .....	545
Errors .....	546
Examples .....	546
See Also .....	547
ListDocuments .....	549
Request Syntax .....	549
Request Parameters .....	549

---

Response Syntax .....	550
Response Elements .....	551
Errors .....	552
Examples .....	552
See Also .....	554
ListDocumentVersions .....	555
Request Syntax .....	555
Request Parameters .....	555
Response Syntax .....	556
Response Elements .....	556
Errors .....	557
Examples .....	557
See Also .....	558
ListInventoryEntries .....	559
Request Syntax .....	559
Request Parameters .....	559
Response Syntax .....	560
Response Elements .....	561
Errors .....	562
Examples .....	563
See Also .....	565
ListOpsItemEvents .....	566
Request Syntax .....	566
Request Parameters .....	566
Response Syntax .....	567
Response Elements .....	567
Errors .....	568
See Also .....	568
ListOpsItemRelatedItems .....	570
Request Syntax .....	570
Request Parameters .....	570
Response Syntax .....	571
Response Elements .....	572
Errors .....	572
Examples .....	572
See Also .....	574



---

ListOpsMetadata .....	575
Request Syntax .....	575
Request Parameters .....	575
Response Syntax .....	576
Response Elements .....	576
Errors .....	577
See Also .....	577
ListResourceComplianceSummaries .....	578
Request Syntax .....	578
Request Parameters .....	578
Response Syntax .....	579
Response Elements .....	580
Errors .....	580
Examples .....	581
See Also .....	583
ListResourceDataSync .....	584
Request Syntax .....	584
Request Parameters .....	584
Response Syntax .....	585
Response Elements .....	586
Errors .....	586
Examples .....	587
See Also .....	588
ListTagsForResource .....	589
Request Syntax .....	589
Request Parameters .....	589
Response Syntax .....	589
Response Elements .....	590
Errors .....	590
Examples .....	591
See Also .....	592
ModifyDocumentPermission .....	593
Request Syntax .....	593
Request Parameters .....	593
Response Elements .....	594
Errors .....	595

---

Examples .....	595
See Also .....	596
PutComplianceItems .....	598
Request Syntax .....	598
Request Parameters .....	599
Response Elements .....	601
Errors .....	601
Examples .....	602
See Also .....	603
PutInventory .....	605
Request Syntax .....	605
Request Parameters .....	605
Response Syntax .....	606
Response Elements .....	606
Errors .....	606
Examples .....	608
See Also .....	609
PutParameter .....	610
Request Syntax .....	610
Request Parameters .....	610
Response Syntax .....	617
Response Elements .....	617
Errors .....	618
Examples .....	620
See Also .....	621
PutResourcePolicy .....	623
Request Syntax .....	623
Request Parameters .....	624
Response Syntax .....	625
Response Elements .....	625
Errors .....	625
See Also .....	626
RegisterDefaultPatchBaseline .....	628
Request Syntax .....	628
Request Parameters .....	628
Response Syntax .....	628

Response Elements .....	629
Errors .....	629
Examples .....	630
See Also .....	630
<b>RegisterPatchBaselineForPatchGroup .....</b>	<b>632</b>
Request Syntax .....	632
Request Parameters .....	632
Response Syntax .....	633
Response Elements .....	633
Errors .....	633
Examples .....	634
See Also .....	635
<b>RegisterTargetWithMaintenanceWindow .....</b>	<b>636</b>
Request Syntax .....	636
Request Parameters .....	636
Response Syntax .....	639
Response Elements .....	639
Errors .....	639
Examples .....	640
See Also .....	641
<b>RegisterTaskWithMaintenanceWindow .....</b>	<b>643</b>
Request Syntax .....	643
Request Parameters .....	644
Response Syntax .....	650
Response Elements .....	650
Errors .....	651
Examples .....	652
See Also .....	653
<b>RemoveTagsFromResource .....</b>	<b>654</b>
Request Syntax .....	654
Request Parameters .....	654
Response Elements .....	656
Errors .....	656
Examples .....	656
See Also .....	657
<b>ResetServiceSetting .....</b>	<b>658</b>

Request Syntax .....	658
Request Parameters .....	658
Response Syntax .....	659
Response Elements .....	659
Errors .....	659
Examples .....	660
See Also .....	661
<b>ResumeSession .....</b>	<b>662</b>
Request Syntax .....	662
Request Parameters .....	662
Response Syntax .....	662
Response Elements .....	663
Errors .....	663
Examples .....	664
See Also .....	665
<b>SendAutomationSignal .....</b>	<b>666</b>
Request Syntax .....	666
Request Parameters .....	666
Response Elements .....	667
Errors .....	667
Examples .....	668
See Also .....	669
<b>SendCommand .....</b>	<b>670</b>
Request Syntax .....	670
Request Parameters .....	671
Response Syntax .....	676
Response Elements .....	678
Errors .....	678
Examples .....	680
See Also .....	682
<b>StartAssociationsOnce .....</b>	<b>683</b>
Request Syntax .....	683
Request Parameters .....	683
Response Elements .....	683
Errors .....	683
Examples .....	684

See Also .....	684
StartAutomationExecution .....	686
Request Syntax .....	686
Request Parameters .....	687
Response Syntax .....	692
Response Elements .....	692
Errors .....	692
Examples .....	694
See Also .....	694
StartChangeRequestExecution .....	696
Request Syntax .....	696
Request Parameters .....	697
Response Syntax .....	701
Response Elements .....	701
Errors .....	701
Examples .....	702
See Also .....	704
StartSession .....	706
Request Syntax .....	706
Request Parameters .....	706
Response Syntax .....	708
Response Elements .....	708
Errors .....	709
Examples .....	709
See Also .....	710
StopAutomationExecution .....	711
Request Syntax .....	711
Request Parameters .....	711
Response Elements .....	711
Errors .....	712
Examples .....	712
See Also .....	713
TerminateSession .....	714
Request Syntax .....	714
Request Parameters .....	714
Response Syntax .....	714

Response Elements .....	714
Errors .....	715
Examples .....	715
See Also .....	716
UnlabelParameterVersion .....	717
Request Syntax .....	717
Request Parameters .....	717
Response Syntax .....	718
Response Elements .....	718
Errors .....	719
Examples .....	719
See Also .....	720
UpdateAssociation .....	722
Request Syntax .....	722
Request Parameters .....	724
Response Syntax .....	731
Response Elements .....	734
Errors .....	734
Examples .....	736
See Also .....	737
UpdateAssociationStatus .....	738
Request Syntax .....	738
Request Parameters .....	738
Response Syntax .....	739
Response Elements .....	741
Errors .....	741
See Also .....	742
UpdateDocument .....	744
Request Syntax .....	744
Request Parameters .....	744
Response Syntax .....	746
Response Elements .....	748
Errors .....	748
Examples .....	750
See Also .....	751
UpdateDocumentDefaultVersion .....	753

Request Syntax .....	753
Request Parameters .....	753
Response Syntax .....	754
Response Elements .....	754
Errors .....	754
Examples .....	755
See Also .....	756
UpdateDocumentMetadata .....	757
Request Syntax .....	757
Request Parameters .....	757
Response Elements .....	758
Errors .....	758
Examples .....	759
See Also .....	759
UpdateMaintenanceWindow .....	761
Request Syntax .....	761
Request Parameters .....	761
Response Syntax .....	765
Response Elements .....	765
Errors .....	767
Examples .....	768
See Also .....	769
UpdateMaintenanceWindowTarget .....	770
Request Syntax .....	770
Request Parameters .....	770
Response Syntax .....	772
Response Elements .....	773
Errors .....	774
Examples .....	775
See Also .....	776
UpdateMaintenanceWindowTask .....	777
Request Syntax .....	778
Request Parameters .....	780
Response Syntax .....	786
Response Elements .....	788
Errors .....	791

Examples .....	792
See Also .....	793
UpdateManagedInstanceRole .....	795
Request Syntax .....	795
Request Parameters .....	795
Response Elements .....	796
Errors .....	796
Examples .....	796
See Also .....	797
UpdateOpsItem .....	798
Request Syntax .....	798
Request Parameters .....	799
Response Elements .....	803
Errors .....	803
Examples .....	804
See Also .....	805
UpdateOpsMetadata .....	806
Request Syntax .....	806
Request Parameters .....	806
Response Syntax .....	807
Response Elements .....	807
Errors .....	808
See Also .....	808
UpdatePatchBaseline .....	810
Request Syntax .....	810
Request Parameters .....	811
Response Syntax .....	815
Response Elements .....	816
Errors .....	818
Examples .....	819
See Also .....	821
UpdateResourceDataSync .....	823
Request Syntax .....	823
Request Parameters .....	823
Response Elements .....	824
Errors .....	824



Examples .....	825
See Also .....	826
UpdateServiceSetting .....	827
Request Syntax .....	827
Request Parameters .....	827
Response Elements .....	829
Errors .....	829
Examples .....	829
See Also .....	830
<b>Data Types .....</b>	<b>831</b>
AccountSharingInfo .....	837
Contents .....	837
See Also .....	837
Activation .....	838
Contents .....	838
See Also .....	840
Alarm .....	841
Contents .....	841
See Also .....	841
AlarmConfiguration .....	842
Contents .....	842
See Also .....	842
AlarmStateInformation .....	843
Contents .....	843
See Also .....	843
Association .....	844
Contents .....	844
See Also .....	847
AssociationDescription .....	848
Contents .....	848
See Also .....	855
AssociationExecution .....	856
Contents .....	856
See Also .....	858
AssociationExecutionFilter .....	859
Contents .....	859

See Also .....	859
AssociationExecutionTarget .....	861
Contents .....	861
See Also .....	863
AssociationExecutionTargetsFilter .....	864
Contents .....	864
See Also .....	864
AssociationFilter .....	865
Contents .....	865
See Also .....	865
AssociationOverview .....	867
Contents .....	867
See Also .....	867
AssociationStatus .....	868
Contents .....	868
See Also .....	869
AssociationVersionInfo .....	870
Contents .....	870
See Also .....	875
AttachmentContent .....	876
Contents .....	876
See Also .....	877
AttachmentInformation .....	878
Contents .....	878
See Also .....	878
AttachmentsSource .....	879
Contents .....	879
See Also .....	880
AutomationExecution .....	881
Contents .....	881
See Also .....	889
AutomationExecutionFilter .....	890
Contents .....	890
See Also .....	890
AutomationExecutionMetadata .....	892
Contents .....	892

See Also .....	899
BaselineOverride .....	900
Contents .....	900
See Also .....	902
CloudWatchOutputConfig .....	903
Contents .....	903
See Also .....	903
Command .....	904
Contents .....	904
See Also .....	910
CommandFilter .....	911
Contents .....	911
See Also .....	913
CommandInvocation .....	914
Contents .....	914
See Also .....	918
CommandPlugin .....	919
Contents .....	919
See Also .....	923
ComplianceExecutionSummary .....	924
Contents .....	924
See Also .....	924
ComplianceItem .....	926
Contents .....	926
See Also .....	928
ComplianceItemEntry .....	929
Contents .....	929
See Also .....	930
ComplianceStringFilter .....	931
Contents .....	931
See Also .....	931
ComplianceSummaryItem .....	933
Contents .....	933
See Also .....	933
CompliantSummary .....	935
Contents .....	935

See Also .....	935
CreateAssociationBatchRequestEntry .....	936
Contents .....	936
See Also .....	942
DescribeActivationsFilter .....	943
Contents .....	943
See Also .....	943
DocumentDefaultVersionDescription .....	944
Contents .....	944
See Also .....	944
DocumentDescription .....	946
Contents .....	946
See Also .....	952
DocumentFilter .....	954
Contents .....	954
See Also .....	954
DocumentIdentifier .....	955
Contents .....	955
See Also .....	958
DocumentKeyValuesFilter .....	959
Contents .....	960
See Also .....	960
DocumentMetadataResponseInfo .....	962
Contents .....	962
See Also .....	962
DocumentParameter .....	963
Contents .....	963
See Also .....	964
DocumentRequires .....	965
Contents .....	965
See Also .....	966
DocumentReviewCommentSource .....	967
Contents .....	967
See Also .....	967
DocumentReviewerResponseSource .....	968
Contents .....	968

See Also .....	969
DocumentReviews .....	970
Contents .....	970
See Also .....	970
DocumentVersionInfo .....	971
Contents .....	971
See Also .....	973
EffectivePatch .....	974
Contents .....	974
See Also .....	974
FailedCreateAssociation .....	975
Contents .....	975
See Also .....	975
FailureDetails .....	976
Contents .....	976
See Also .....	976
GetResourcePoliciesResponseEntry .....	978
Contents .....	978
See Also .....	978
InstanceAggregatedAssociationOverview .....	980
Contents .....	980
See Also .....	980
InstanceAssociation .....	981
Contents .....	981
See Also .....	982
InstanceAssociationOutputLocation .....	983
Contents .....	983
See Also .....	983
InstanceAssociationOutputUrl .....	984
Contents .....	984
See Also .....	984
InstanceAssociationStatusInfo .....	985
Contents .....	985
See Also .....	987
InstanceInformation .....	988
Contents .....	988

See Also .....	992
InstanceInformationFilter .....	994
Contents .....	994
See Also .....	994
InstanceInformationStringFilter .....	996
Contents .....	996
See Also .....	997
InstancePatchState .....	998
Contents .....	998
See Also .....	1003
InstancePatchStateFilter .....	1004
Contents .....	1004
See Also .....	1005
InstanceProperty .....	1006
Contents .....	1006
See Also .....	1011
InstancePropertyFilter .....	1012
Contents .....	1012
See Also .....	1012
InstancePropertyStringFilter .....	1014
Contents .....	1014
See Also .....	1015
InventoryAggregator .....	1016
Contents .....	1016
See Also .....	1016
InventoryDeletionStatusItem .....	1018
Contents .....	1018
See Also .....	1019
InventoryDeletionSummary .....	1020
Contents .....	1020
See Also .....	1020
InventoryDeletionSummaryItem .....	1021
Contents .....	1021
See Also .....	1021
InventoryFilter .....	1022
Contents .....	1022

See Also .....	1023
InventoryGroup .....	1024
Contents .....	1024
See Also .....	1024
InventoryItem .....	1025
Contents .....	1025
See Also .....	1026
InventoryItemAttribute .....	1028
Contents .....	1028
See Also .....	1028
InventoryItemSchema .....	1029
Contents .....	1029
See Also .....	1030
InventoryResultEntity .....	1031
Contents .....	1031
See Also .....	1031
InventoryResultItem .....	1032
Contents .....	1032
See Also .....	1033
LoggingInfo .....	1034
Contents .....	1034
See Also .....	1035
MaintenanceWindowAutomationParameters .....	1036
Contents .....	1036
See Also .....	1037
MaintenanceWindowExecution .....	1038
Contents .....	1038
See Also .....	1039
MaintenanceWindowExecutionTaskIdentity .....	1040
Contents .....	1040
See Also .....	1042
MaintenanceWindowExecutionTaskInvocationIdentity .....	1043
Contents .....	1043
See Also .....	1045
MaintenanceWindowFilter .....	1047
Contents .....	1047

See Also .....	1047
MaintenanceWindowIdentity .....	1049
Contents .....	1049
See Also .....	1051
MaintenanceWindowIdentityForTarget .....	1052
Contents .....	1052
See Also .....	1052
MaintenanceWindowLambdaParameters .....	1053
Contents .....	1053
See Also .....	1054
MaintenanceWindowRunCommandParameters .....	1055
Contents .....	1055
See Also .....	1058
MaintenanceWindowStepFunctionsParameters .....	1059
Contents .....	1059
See Also .....	1060
MaintenanceWindowTarget .....	1061
Contents .....	1061
See Also .....	1063
MaintenanceWindowTask .....	1064
Contents .....	1064
See Also .....	1068
MaintenanceWindowTaskInvocationParameters .....	1070
Contents .....	1070
See Also .....	1070
MaintenanceWindowTaskParameterValueExpression .....	1072
Contents .....	1072
See Also .....	1072
MetadataValue .....	1073
Contents .....	1073
See Also .....	1073
NonCompliantSummary .....	1074
Contents .....	1074
See Also .....	1074
NotificationConfig .....	1075
Contents .....	1075



See Also .....	1076
OpsAggregator .....	1077
Contents .....	1077
See Also .....	1078
OpsEntity .....	1079
Contents .....	1079
See Also .....	1079
OpsEntityItem .....	1080
Contents .....	1080
See Also .....	1080
OpsFilter .....	1082
Contents .....	1082
See Also .....	1082
OpsItem .....	1084
Contents .....	1084
See Also .....	1090
OpsItemDataValue .....	1091
Contents .....	1091
See Also .....	1091
OpsItemEventFilter .....	1092
Contents .....	1092
See Also .....	1092
OpsItemEventSummary .....	1094
Contents .....	1094
See Also .....	1095
OpsItemFilter .....	1096
Contents .....	1096
See Also .....	1097
OpsItemIdentity .....	1098
Contents .....	1098
See Also .....	1098
OpsItemNotification .....	1099
Contents .....	1099
See Also .....	1099
OpsItemRelatedItemsFilter .....	1100
Contents .....	1100

See Also .....	1100
OpsItemRelatedItemSummary .....	1102
Contents .....	1102
See Also .....	1103
OpsItemSummary .....	1104
Contents .....	1104
See Also .....	1108
OpsMetadata .....	1109
Contents .....	1109
See Also .....	1110
OpsMetadataFilter .....	1111
Contents .....	1111
See Also .....	1111
OpsResultAttribute .....	1112
Contents .....	1112
See Also .....	1112
OutputSource .....	1113
Contents .....	1113
See Also .....	1113
Parameter .....	1114
Contents .....	1114
See Also .....	1116
ParameterHistory .....	1117
Contents .....	1117
See Also .....	1119
ParameterInlinePolicy .....	1121
Contents .....	1121
See Also .....	1121
ParameterMetadata .....	1123
Contents .....	1123
See Also .....	1125
ParametersFilter .....	1126
Contents .....	1126
See Also .....	1126
ParameterStringFilter .....	1127
Contents .....	1127

See Also .....	1128
ParentStepDetails .....	1129
Contents .....	1129
See Also .....	1130
Patch .....	1131
Contents .....	1131
See Also .....	1135
PatchBaselineIdentity .....	1136
Contents .....	1136
See Also .....	1137
PatchComplianceData .....	1138
Contents .....	1138
See Also .....	1139
PatchFilter .....	1140
Contents .....	1140
See Also .....	1141
PatchFilterGroup .....	1142
Contents .....	1142
See Also .....	1142
PatchGroupPatchBaselineMapping .....	1143
Contents .....	1143
See Also .....	1143
PatchOrchestratorFilter .....	1144
Contents .....	1144
See Also .....	1144
PatchRule .....	1146
Contents .....	1146
See Also .....	1148
PatchRuleGroup .....	1149
Contents .....	1149
See Also .....	1149
PatchSource .....	1150
Contents .....	1150
See Also .....	1151
PatchStatus .....	1152
Contents .....	1152

See Also .....	1152
ProgressCounters .....	1154
Contents .....	1154
See Also .....	1155
RegistrationMetadataItem .....	1156
Contents .....	1156
See Also .....	1156
RelatedOpsItem .....	1157
Contents .....	1157
See Also .....	1157
ResolvedTargets .....	1158
Contents .....	1158
See Also .....	1158
ResourceComplianceSummaryItem .....	1159
Contents .....	1159
See Also .....	1160
ResourceDataSyncAwsOrganizationsSource .....	1162
Contents .....	1162
See Also .....	1162
ResourceDataSyncDestinationDataSharing .....	1163
Contents .....	1163
See Also .....	1163
ResourceDataSyncItem .....	1164
Contents .....	1164
See Also .....	1166
ResourceDataSyncOrganizationalUnit .....	1167
Contents .....	1167
See Also .....	1167
ResourceDataSyncS3Destination .....	1168
Contents .....	1168
See Also .....	1169
ResourceDataSyncSource .....	1170
Contents .....	1170
See Also .....	1171
ResourceDataSyncSourceWithState .....	1172
Contents .....	1172

---

See Also .....	1174
ResultAttribute .....	1175
Contents .....	1175
See Also .....	1175
ReviewInformation .....	1176
Contents .....	1176
See Also .....	1176
Runbook .....	1178
Contents .....	1178
See Also .....	1180
S3OutputLocation .....	1182
Contents .....	1182
See Also .....	1182
S3OutputUrl .....	1184
Contents .....	1184
See Also .....	1184
ScheduledWindowExecution .....	1185
Contents .....	1185
See Also .....	1185
ServiceSetting .....	1187
Contents .....	1187
See Also .....	1188
Session .....	1189
Contents .....	1189
See Also .....	1191
SessionFilter .....	1192
Contents .....	1192
See Also .....	1193
SessionManagerOutputUrl .....	1194
Contents .....	1194
See Also .....	1194
SeveritySummary .....	1195
Contents .....	1195
See Also .....	1196
StepExecution .....	1197
Contents .....	1197

---

See Also .....	1202
StepExecutionFilter .....	1203
Contents .....	1203
See Also .....	1203
Tag .....	1204
Contents .....	1204
See Also .....	1204
Target .....	1206
Contents .....	1207
See Also .....	1208
TargetLocation .....	1209
Contents .....	1209
See Also .....	1212
<b>Common Parameters .....</b>	<b>1213</b>
<b>Common Errors .....</b>	<b>1216</b>

# Welcome

AWS Systems Manager is the operations hub for your AWS applications and resources and a secure end-to-end management solution for hybrid cloud environments that enables safe and secure operations at scale.

This reference is intended to be used with the [AWS Systems Manager User Guide](#). To get started, see [Setting up AWS Systems Manager](#).

## Related resources

- For information about each of the capabilities that comprise Systems Manager, see [Systems Manager capabilities](#) in the *AWS Systems Manager User Guide*.
- For details about predefined runbooks for Automation, a capability of AWS Systems Manager, see the [Systems Manager Automation runbook reference](#).
- For information about AWS AppConfig, a capability of Systems Manager, see the [AWS AppConfig User Guide](#) and the [AWS AppConfig API Reference](#).
- For information about Incident Manager, a capability of Systems Manager, see the [AWS Systems Manager Incident Manager User Guide](#) and the [AWS Systems Manager Incident Manager API Reference](#).

This document was last published on November 8, 2024.

# Actions

The following actions are supported:

- [AddTagsToResource](#)
- [AssociateOpsItemRelatedItem](#)
- [CancelCommand](#)
- [CancelMaintenanceWindowExecution](#)
- [CreateActivation](#)
- [CreateAssociation](#)
- [CreateAssociationBatch](#)
- [CreateDocument](#)
- [CreateMaintenanceWindow](#)
- [CreateOpsItem](#)
- [CreateOpsMetadata](#)
- [CreatePatchBaseline](#)
- [CreateResourceDataSync](#)
- [DeleteActivation](#)
- [DeleteAssociation](#)
- [DeleteDocument](#)
- [DeleteInventory](#)
- [DeleteMaintenanceWindow](#)
- [DeleteOpsItem](#)
- [DeleteOpsMetadata](#)
- [DeleteParameter](#)
- [DeleteParameters](#)
- [DeletePatchBaseline](#)
- [DeleteResourceDataSync](#)
- [DeleteResourcePolicy](#)
- [DeregisterManagedInstance](#)
- [DeregisterPatchBaselineForPatchGroup](#)



- [DeregisterTargetFromMaintenanceWindow](#)
- [DeregisterTaskFromMaintenanceWindow](#)
- [DescribeActivations](#)
- [DescribeAssociation](#)
- [DescribeAssociationExecutions](#)
- [DescribeAssociationExecutionTargets](#)
- [DescribeAutomationExecutions](#)
- [DescribeAutomationStepExecutions](#)
- [DescribeAvailablePatches](#)
- [DescribeDocument](#)
- [DescribeDocumentPermission](#)
- [DescribeEffectiveInstanceAssociations](#)
- [DescribeEffectivePatchesForPatchBaseline](#)
- [DescribeInstanceAssociationsStatus](#)
- [DescribeInstanceInformation](#)
- [DescribeInstancePatches](#)
- [DescribeInstancePatchStates](#)
- [DescribeInstancePatchStatesForPatchGroup](#)
- [DescribeInstanceProperties](#)
- [DescribeInventoryDeletions](#)
- [DescribeMaintenanceWindowExecutions](#)
- [DescribeMaintenanceWindowExecutionTaskInvocations](#)
- [DescribeMaintenanceWindowExecutionTasks](#)
- [DescribeMaintenanceWindows](#)
- [DescribeMaintenanceWindowSchedule](#)
- [DescribeMaintenanceWindowsForTarget](#)
- [DescribeMaintenanceWindowTargets](#)
- [DescribeMaintenanceWindowTasks](#)
- [DescribeOpsItems](#)
- [DescribeParameters](#)

- [DescribePatchBaselines](#)
- [DescribePatchGroups](#)
- [DescribePatchGroupState](#)
- [DescribePatchProperties](#)
- [DescribeSessions](#)
- [DisassociateOpsItemRelatedItem](#)
- [GetAutomationExecution](#)
- [GetCalendarState](#)
- [GetCommandInvocation](#)
- [GetConnectionStatus](#)
- [GetDefaultPatchBaseline](#)
- [GetDeployablePatchSnapshotForInstance](#)
- [GetDocument](#)
- [GetInventory](#)
- [GetInventorySchema](#)
- [GetMaintenanceWindow](#)
- [GetMaintenanceWindowExecution](#)
- [GetMaintenanceWindowExecutionTask](#)
- [GetMaintenanceWindowExecutionTaskInvocation](#)
- [GetMaintenanceWindowTask](#)
- [GetOpsItem](#)
- [GetOpsMetadata](#)
- [GetOpsSummary](#)
- [GetParameter](#)
- [GetParameterHistory](#)
- [GetParameters](#)
- [GetParametersByPath](#)
- [GetPatchBaseline](#)
- [GetPatchBaselineForPatchGroup](#)
- [GetResourcePolicies](#)

- [GetServiceSetting](#)
- [LabelParameterVersion](#)
- [ListAssociations](#)
- [ListAssociationVersions](#)
- [ListCommandInvocations](#)
- [ListCommands](#)
- [ListComplianceItems](#)
- [ListComplianceSummaries](#)
- [ListDocumentMetadataHistory](#)
- [ListDocuments](#)
- [ListDocumentVersions](#)
- [ListInventoryEntries](#)
- [ListOpsItemEvents](#)
- [ListOpsItemRelatedItems](#)
- [ListOpsMetadata](#)
- [ListResourceComplianceSummaries](#)
- [ListResourceDataSync](#)
- [ListTagsForResource](#)
- [ModifyDocumentPermission](#)
- [PutComplianceItems](#)
- [PutInventory](#)
- [PutParameter](#)
- [PutResourcePolicy](#)
- [RegisterDefaultPatchBaseline](#)
- [RegisterPatchBaselineForPatchGroup](#)
- [RegisterTargetWithMaintenanceWindow](#)
- [RegisterTaskWithMaintenanceWindow](#)
- [RemoveTagsFromResource](#)
- [ResetServiceSetting](#)
- [ResumeSession](#)

- [SendAutomationSignal](#)
- [SendCommand](#)
- [StartAssociationsOnce](#)
- [StartAutomationExecution](#)
- [StartChangeRequestExecution](#)
- [StartSession](#)
- [StopAutomationExecution](#)
- [TerminateSession](#)
- [UnlabelParameterVersion](#)
- [UpdateAssociation](#)
- [UpdateAssociationStatus](#)
- [UpdateDocument](#)
- [UpdateDocumentDefaultVersion](#)
- [UpdateDocumentMetadata](#)
- [UpdateMaintenanceWindow](#)
- [UpdateMaintenanceWindowTarget](#)
- [UpdateMaintenanceWindowTask](#)
- [UpdateManagedInstanceRole](#)
- [UpdateOpsItem](#)
- [UpdateOpsMetadata](#)
- [UpdatePatchBaseline](#)
- [UpdateResourceDataSync](#)
- [UpdateServiceSetting](#)

# AddTagsToResource

Adds or overwrites one or more tags for the specified resource. *Tags* are metadata that you can assign to your automations, documents, managed nodes, maintenance windows, Parameter Store parameters, and patch baselines. Tags enable you to categorize your resources in different ways, for example, by purpose, owner, or environment. Each tag consists of a key and an optional value, both of which you define. For example, you could define a set of tags for your account's managed nodes that helps you track each node's owner and stack level. For example:

- Key=Owner, Value=DbAdmin
- Key=Owner, Value=SysAdmin
- Key=Owner, Value=Dev
- Key=Stack, Value=Production
- Key=Stack, Value=Pre-Production
- Key=Stack, Value=Test

Most resources can have a maximum of 50 tags. Automations can have a maximum of 5 tags.

We recommend that you devise a set of tag keys that meets your needs for each resource type. Using a consistent set of tag keys makes it easier for you to manage your resources. You can search and filter the resources based on the tags you add. Tags don't have any semantic meaning to and are interpreted strictly as a string of characters.

For more information about using tags with Amazon Elastic Compute Cloud (Amazon EC2) instances, see [Tag your Amazon EC2 resources](#) in the *Amazon EC2 User Guide*.

## Request Syntax

```
{
  "ResourceId": "string",
  "ResourceType": "string",
  "Tags": [
    {
      "Key": "string",
      "Value": "string"
    }
  ]
}
```

## Request Parameters

For information about the parameters that are common to all actions, see [Common Parameters](#).

The request accepts the following data in JSON format.

### ResourceId

The resource ID you want to tag.

Use the ID of the resource. Here are some examples:

MaintenanceWindow: `mw-012345abcde`

PatchBaseline: `pb-012345abcde`

Automation: `example-c160-4567-8519-012345abcde`

OpsMetadata object: ResourceID for tagging is created from the Amazon Resource Name (ARN) for the object. Specifically, ResourceID is created from the strings that come after the word `opsmetadata` in the ARN. For example, an OpsMetadata object with an ARN of `arn:aws:ssm:us-east-2:1234567890:opsmetadata/aws/ssm/MyGroup/appmanager` has a ResourceID of either `aws/ssm/MyGroup/appmanager` or `/aws/ssm/MyGroup/appmanager`.

For the Document and Parameter values, use the name of the resource. If you're tagging a shared document, you must use the full ARN of the document.

ManagedInstance: `mi-012345abcde`

#### Note

The ManagedInstance type for this API operation is only for on-premises managed nodes. You must specify the name of the managed node in the following format: `mi-ID_number` . For example, `mi-1a2b3c4d5e6f`.

Type: String

Required: Yes

## ResourceType

Specifies the type of resource you are tagging.

### **Note**

The `ManagedInstance` type for this API operation is for on-premises managed nodes. You must specify the name of the managed node in the following format: `mi-ID_number` . For example, `mi-1a2b3c4d5e6f`.

Type: String

Valid Values: Document | ManagedInstance | MaintenanceWindow | Parameter | PatchBaseline | OpsItem | OpsMetadata | Automation | Association

Required: Yes

## Tags

One or more tags. The value parameter is required.

### **Important**

Don't enter personally identifiable information in this field.

Type: Array of [Tag](#) objects

Array Members: Maximum number of 1000 items.

Required: Yes

## Response Elements

If the action is successful, the service sends back an HTTP 200 response with an empty HTTP body.

## Errors

For information about the errors that are common to all actions, see [Common Errors](#).

## InternalServerError

An error occurred on the server side.

HTTP Status Code: 500

## InvalidResourceId

The resource ID isn't valid. Verify that you entered the correct ID and try again.

HTTP Status Code: 400

## InvalidResourceType

The resource type isn't valid. For example, if you are attempting to tag an EC2 instance, the instance must be a registered managed node.

HTTP Status Code: 400

## TooManyTagsError

The `Targets` parameter includes too many tags. Remove one or more tags and try the command again.

HTTP Status Code: 400

## TooManyUpdates

There are concurrent updates for a resource that supports one update at a time.

HTTP Status Code: 400

## Examples

### Example

This example illustrates one usage of `AddTagsToResource`.

### Sample Request

```
POST / HTTP/1.1
Host: ssm.us-east-2.amazonaws.com
Accept-Encoding: identity
X-Amz-Target: AmazonSSM.AddTagsToResource
```



```
Content-Type: application/x-amz-json-1.1
User-Agent: aws-cli/2.0.0 Python/3.7.5 Windows/10 botocore/2.0.0dev4
X-Amz-Date: 20240220T232503Z
Authorization: AWS4-HMAC-SHA256 Credential=AKIAIOSFODNN7EXAMPLE/20240220/us-east-2/ssm/
aws4_request,
SignedHeaders=content-type;host;x-amz-date;x-amz-target, Signature=39c3b3042cd2aEXAMPLE
Content-Length: 122
```

```
{
  "ResourceType": "PatchBaseline",
  "ResourceId": "pb-0c10e65780EXAMPLE",
  "Tags": [
    {
      "Key": "Stack",
      "Value": "Production"
    }
  ]
}
```

## Sample Response

```
{}
```

## See Also

For more information about using this API in one of the language-specific AWS SDKs, see the following:

- [AWS Command Line Interface](#)
- [AWS SDK for .NET](#)
- [AWS SDK for C++](#)
- [AWS SDK for Go v2](#)
- [AWS SDK for Java V2](#)
- [AWS SDK for JavaScript V3](#)
- [AWS SDK for PHP V3](#)
- [AWS SDK for Python](#)
- [AWS SDK for Ruby V3](#)

# AssociateOpsItemRelatedItem

Associates a related item to a Systems Manager OpsCenter OpsItem. For example, you can associate an Incident Manager incident or analysis with an OpsItem. Incident Manager and OpsCenter are capabilities of AWS Systems Manager.

## Request Syntax

```
{
  "AssociationType": "string",
  "OpsItemId": "string",
  "ResourceType": "string",
  "ResourceUri": "string"
}
```

## Request Parameters

For information about the parameters that are common to all actions, see [Common Parameters](#).

The request accepts the following data in JSON format.

### AssociationType

The type of association that you want to create between an OpsItem and a resource. OpsCenter supports IsParentOf and RelatesTo association types.

Type: String

Required: Yes

### OpsItemId

The ID of the OpsItem to which you want to associate a resource as a related item.

Type: String

Pattern: `^(oi)-[0-9a-f]{12}$`

Required: Yes

### ResourceType

The type of resource that you want to associate with an OpsItem. OpsCenter supports the following types:

`AWS::SSMIncidents::IncidentRecord`: an Incident Manager incident.

`AWS::SSM::Document`: a Systems Manager (SSM) document.

Type: String

Required: Yes

### ResourceUri

The Amazon Resource Name (ARN) of the AWS resource that you want to associate with the OpsItem.

Type: String

Required: Yes

## Response Syntax

```
{
  "AssociationId": "string"
}
```

## Response Elements

If the action is successful, the service sends back an HTTP 200 response.

The following data is returned in JSON format by the service.

### AssociationId

The association ID.

Type: String

## Errors

For information about the errors that are common to all actions, see [Common Errors](#).

### **InternalServerError**

An error occurred on the server side.

HTTP Status Code: 500

### **OpsItemConflictException**

The specified OpsItem is in the process of being deleted.

HTTP Status Code: 400

### **OpsItemInvalidParameterException**

A specified parameter argument isn't valid. Verify the available arguments and try again.

HTTP Status Code: 400

### **OpsItemLimitExceededException**

The request caused OpsItems to exceed one or more quotas.

HTTP Status Code: 400

### **OpsItemNotFoundException**

The specified OpsItem ID doesn't exist. Verify the ID and try again.

HTTP Status Code: 400

### **OpsItemRelatedItemAlreadyExistsException**

The Amazon Resource Name (ARN) is already associated with the OpsItem.

HTTP Status Code: 400

## **Examples**

### **Example**

This example illustrates one usage of `AssociateOpsItemRelatedItem`.

### **Sample Request**

```
POST / HTTP/1.1
Host: ssm.us-east-1.amazonaws.com
Accept-Encoding: identity
X-Amz-Target: AmazonSSM.AssociateOpsItemRelatedItem
Content-Type: application/x-amz-json-1.1
```

```
User-Agent: aws-cli/2.2.4 Python/3.8.8 Linux/5.4.129-72.229.amzn2int.x86_64 exe/x86_64.amzn.2 prompt/off command/ssm.associate-ops-item-related-item
X-Amz-Date: 20240804T181929Z
Authorization: AWS4-HMAC-SHA256 Credential=AKIAIOSFODNN7EXAMPLE/20240804/us-east-1/ssm/aws4_request,
SignedHeaders=content-type;host;x-amz-date;x-amz-target, Signature=39c3b3042cd2aEXAMPLE
Content-Length: 229

{
  "OpsItemId": "oi-649fExample",
  "AssociationType": "RelatesTo",
  "ResourceType": "AWS::SSMIncidents::IncidentRecord",
  "ResourceUri": "arn:aws:ssm-incidents::111122223333:incident-record/Test/c6bd8931-efae-a4ff-7f98-4490Example"
}
```

## Sample Response

```
{
  "AssociationId": "61d7178d-a30d-4bc5-9b4e-a9e74EXAMPLE"
}
```

## See Also

For more information about using this API in one of the language-specific AWS SDKs, see the following:

- [AWS Command Line Interface](#)
- [AWS SDK for .NET](#)
- [AWS SDK for C++](#)
- [AWS SDK for Go v2](#)
- [AWS SDK for Java V2](#)
- [AWS SDK for JavaScript V3](#)
- [AWS SDK for PHP V3](#)
- [AWS SDK for Python](#)
- [AWS SDK for Ruby V3](#)

# CancelCommand

Attempts to cancel the command specified by the Command ID. There is no guarantee that the command will be terminated and the underlying process stopped.

## Request Syntax

```
{  
  "CommandId": "string",  
  "InstanceIds": [ "string" ]  
}
```

## Request Parameters

For information about the parameters that are common to all actions, see [Common Parameters](#).

The request accepts the following data in JSON format.

### CommandId

The ID of the command you want to cancel.

Type: String

Length Constraints: Fixed length of 36.

Required: Yes

### InstanceIds

(Optional) A list of managed node IDs on which you want to cancel the command. If not provided, the command is canceled on every node on which it was requested.

Type: Array of strings

Array Members: Minimum number of 0 items. Maximum number of 50 items.

Pattern: (^i-(\w{8}|\w{17})\$)|(^mi-\w{17}\$)

Required: No

## Response Elements

If the action is successful, the service sends back an HTTP 200 response with an empty HTTP body.

## Errors

For information about the errors that are common to all actions, see [Common Errors](#).

### DuplicateInstanceId

You can't specify a managed node ID in more than one association.

HTTP Status Code: 400

### InternalServerError

An error occurred on the server side.

HTTP Status Code: 500

### InvalidCommandId

The specified command ID isn't valid. Verify the ID and try again.

HTTP Status Code: 400

### InvalidInstanceId

The following problems can cause this exception:

- You don't have permission to access the managed node.
- AWS Systems Manager Agent (SSM Agent) isn't running. Verify that SSM Agent is running.
- SSM Agent isn't registered with the SSM endpoint. Try reinstalling SSM Agent.
- The managed node isn't in a valid state. Valid states are: Running, Pending, Stopped, and Stopping. Invalid states are: Shutting-down and Terminated.

HTTP Status Code: 400

## Examples

### Example

This example illustrates one usage of `CancelCommand`.

## Sample Request

```
POST / HTTP/1.1
Host: ssm.us-east-2.amazonaws.com
Accept-Encoding: identity
X-Amz-Target: AmazonSSM.CancelCommand
Content-Type: application/x-amz-json-1.1
User-Agent: aws-cli/2.0.0 Python/3.7.5 Windows/10 botocore/2.0.0dev4
X-Amz-Date: 20240220T233525Z
Authorization: AWS4-HMAC-SHA256 Credential=AKIAIOSFODNN7EXAMPLE/20240220/us-east-2/ssm/
aws4_request,
SignedHeaders=content-type;host;x-amz-date;x-amz-target, Signature=39c3b3042cd2aEXAMPLE
Content-Length: 53

{
  "CommandId": "25173b39-c88d-4459-ba3d-8704aEXAMPLE"
}
```

## Sample Response

```
{}
```

## See Also

For more information about using this API in one of the language-specific AWS SDKs, see the following:

- [AWS Command Line Interface](#)
- [AWS SDK for .NET](#)
- [AWS SDK for C++](#)
- [AWS SDK for Go v2](#)
- [AWS SDK for Java V2](#)
- [AWS SDK for JavaScript V3](#)
- [AWS SDK for PHP V3](#)
- [AWS SDK for Python](#)
- [AWS SDK for Ruby V3](#)



# CancelMaintenanceWindowExecution

Stops a maintenance window execution that is already in progress and cancels any tasks in the window that haven't already starting running. Tasks already in progress will continue to completion.

## Request Syntax

```
{  
  "WindowExecutionId": "string"  
}
```

## Request Parameters

For information about the parameters that are common to all actions, see [Common Parameters](#).

The request accepts the following data in JSON format.

### WindowExecutionId

The ID of the maintenance window execution to stop.

Type: String

Length Constraints: Fixed length of 36.

Pattern: `^[0-9a-fA-F]{8}\-[0-9a-fA-F]{4}\-[0-9a-fA-F]{4}\-[0-9a-fA-F]{4}\-[0-9a-fA-F]{12}$`

Required: Yes

## Response Syntax

```
{  
  "WindowExecutionId": "string"  
}
```

## Response Elements

If the action is successful, the service sends back an HTTP 200 response.

The following data is returned in JSON format by the service.

### WindowExecutionId

The ID of the maintenance window execution that has been stopped.

Type: String

Length Constraints: Fixed length of 36.

Pattern: `^[0-9a-fA-F]{8}\-[0-9a-fA-F]{4}\-[0-9a-fA-F]{4}\-[0-9a-fA-F]{4}\-[0-9a-fA-F]{12}$`

## Errors

For information about the errors that are common to all actions, see [Common Errors](#).

### **DoesNotExistException**

Error returned when the ID specified for a resource, such as a maintenance window or patch baseline, doesn't exist.

For information about resource quotas in AWS Systems Manager, see [Systems Manager service quotas](#) in the *Amazon Web Services General Reference*.

HTTP Status Code: 400

### **InternalServerError**

An error occurred on the server side.

HTTP Status Code: 500

## Examples

### Example

This example illustrates one usage of `CancelMaintenanceWindowExecution`.

### Sample Request

```
POST / HTTP/1.1
```

```
Host: ssm.us-east-2.amazonaws.com
Accept-Encoding: identity
X-Amz-Target: AmazonSSM.CancelMaintenanceWindowExecution
Content-Type: application/x-amz-json-1.1
User-Agent: aws-cli/2.0.0 Python/3.7.5 Windows/10 botocore/2.0.0dev4
X-Amz-Date: 20240225T010054Z
Authorization: AWS4-HMAC-SHA256 Credential=AKIAIOSFODNN7EXAMPLE/20240225/us-east-2/ssm/
aws4_request,
SignedHeaders=content-type;host;x-amz-date;x-amz-target, Signature=39c3b3042cd2aEXAMPLE
Content-Length: 61

{
  "WindowExecutionId": "02f05632-d0bc-470d-b1e5-c59a8EXAMPLE"
}
```

## Sample Response

```
{
  "WindowExecutionId": "02f05632-d0bc-470d-b1e5-c59a8EXAMPLE"
}
```

## See Also

For more information about using this API in one of the language-specific AWS SDKs, see the following:

- [AWS Command Line Interface](#)
- [AWS SDK for .NET](#)
- [AWS SDK for C++](#)
- [AWS SDK for Go v2](#)
- [AWS SDK for Java V2](#)
- [AWS SDK for JavaScript V3](#)
- [AWS SDK for PHP V3](#)
- [AWS SDK for Python](#)
- [AWS SDK for Ruby V3](#)

# CreateActivation

Generates an activation code and activation ID you can use to register your on-premises servers, edge devices, or virtual machine (VM) with AWS Systems Manager. Registering these machines with Systems Manager makes it possible to manage them using Systems Manager capabilities. You use the activation code and ID when installing SSM Agent on machines in your hybrid environment. For more information about requirements for managing on-premises machines using Systems Manager, see [Using AWS Systems Manager in hybrid and multicloud environments](#) in the *AWS Systems Manager User Guide*.

## Note

Amazon Elastic Compute Cloud (Amazon EC2) instances, edge devices, and on-premises servers and VMs that are configured for Systems Manager are all called *managed nodes*.

## Request Syntax

```
{
  "DefaultInstanceName": "string",
  "Description": "string",
  "ExpirationDate": number,
  "IamRole": "string",
  "RegistrationLimit": number,
  "RegistrationMetadata": [
    {
      "Key": "string",
      "Value": "string"
    }
  ],
  "Tags": [
    {
      "Key": "string",
      "Value": "string"
    }
  ]
}
```

## Request Parameters

For information about the parameters that are common to all actions, see [Common Parameters](#).

The request accepts the following data in JSON format.

### DefaultInstanceName

The name of the registered, managed node as it will appear in the AWS Systems Manager console or when you use the AWS command line tools to list Systems Manager resources.

 **Important**

Don't enter personally identifiable information in this field.

Type: String

Length Constraints: Minimum length of 0. Maximum length of 256.

Pattern: `^([\p{L}\p{Z}\p{N}_ . : / = + \ - @] * )$`

Required: No

### Description

A user-defined description of the resource that you want to register with Systems Manager.

 **Important**

Don't enter personally identifiable information in this field.

Type: String

Length Constraints: Minimum length of 0. Maximum length of 256.

Required: No

### ExpirationDate

The date by which this activation request should expire, in timestamp format, such as "2024-07-07T00:00:00". You can specify a date up to 30 days in advance. If you don't provide an expiration date, the activation code expires in 24 hours.

Type: Timestamp

Required: No

### IamRole

The name of the AWS Identity and Access Management (IAM) role that you want to assign to the managed node. This IAM role must provide AssumeRole permissions for the AWS Systems Manager service principal `ssm.amazonaws.com`. For more information, see [Create the IAM service role required for Systems Manager in a hybrid and multicloud environments](#) in the *AWS Systems Manager User Guide*.

#### Note

You can't specify an IAM service-linked role for this parameter. You must create a unique role.

Type: String

Length Constraints: Maximum length of 64.

Required: Yes

### RegistrationLimit

Specify the maximum number of managed nodes you want to register. The default value is 1.

Type: Integer

Valid Range: Minimum value of 1. Maximum value of 1000.

Required: No

### RegistrationMetadata

Reserved for internal use.

Type: Array of [RegistrationMetadataItem](#) objects

Required: No

### Tags

Optional metadata that you assign to a resource. Tags enable you to categorize a resource in different ways, such as by purpose, owner, or environment. For example, you might want

to tag an activation to identify which servers or virtual machines (VMs) in your on-premises environment you intend to activate. In this case, you could specify the following key-value pairs:

- Key=OS, Value=Windows
- Key=Environment, Value=Production

### Important

When you install SSM Agent on your on-premises servers and VMs, you specify an activation ID and code. When you specify the activation ID and code, tags assigned to the activation are automatically applied to the on-premises servers or VMs.

You can't add tags to or delete tags from an existing activation. You can tag your on-premises servers, edge devices, and VMs after they connect to Systems Manager for the first time and are assigned a managed node ID. This means they are listed in the AWS Systems Manager console with an ID that is prefixed with "mi-". For information about how to add tags to your managed nodes, see [AddTagsToResource](#). For information about how to remove tags from your managed nodes, see [RemoveTagsFromResource](#).

Type: Array of [Tag](#) objects

Array Members: Maximum number of 1000 items.

Required: No

## Response Syntax

```
{
  "ActivationCode": "string",
  "ActivationId": "string"
}
```

## Response Elements

If the action is successful, the service sends back an HTTP 200 response.

The following data is returned in JSON format by the service.

## ActivationCode

The code the system generates when it processes the activation. The activation code functions like a password to validate the activation ID.

Type: String

Length Constraints: Minimum length of 20. Maximum length of 250.

## ActivationId

The ID number generated by the system when it processed the activation. The activation ID functions like a user name.

Type: String

Pattern: `^[0-9a-f]{8}-[0-9a-f]{4}-[0-9a-f]{4}-[0-9a-f]{4}-[0-9a-f]{12}$`

## Errors

For information about the errors that are common to all actions, see [Common Errors](#).

### InternalServerError

An error occurred on the server side.

HTTP Status Code: 500

### InvalidParameters

You must specify values for all required parameters in the AWS Systems Manager document (SSM document). You can only supply values to parameters defined in the SSM document.

HTTP Status Code: 400

## Examples

### Example

This example illustrates one usage of `CreateActivation`.



## Sample Request

```
POST / HTTP/1.1
Host: ssm.us-east-2.amazonaws.com
Accept-Encoding: identity
X-Amz-Target: AmazonSSM.CreateActivation
Content-Type: application/x-amz-json-1.1
User-Agent: aws-cli/1.17.12 Python/3.6.8 Darwin/18.7.0 botocore/1.14.12
X-Amz-Date: 20240324T135329Z
Authorization: AWS4-HMAC-SHA256 Credential=AKIAIOSFODNN7EXAMPLE/20240324/us-east-2/ssm/
aws4_request,
SignedHeaders=content-type;host;x-amz-date;x-amz-target, Signature=39c3b3042cd2aEXAMPLE
Content-Length: 70

{
  "IamRole": "service-role/role_name"
}
```

## Sample Response

```
{
  "ActivationCode": "Fjz3/sZfSvv78EXAMPLE",
  "ActivationId": "e488f2f6-e686-4afb-8a04-ef6dfEXAMPLE"
}
```

## See Also

For more information about using this API in one of the language-specific AWS SDKs, see the following:

- [AWS Command Line Interface](#)
- [AWS SDK for .NET](#)
- [AWS SDK for C++](#)
- [AWS SDK for Go v2](#)
- [AWS SDK for Java V2](#)
- [AWS SDK for JavaScript V3](#)
- [AWS SDK for PHP V3](#)
- [AWS SDK for Python](#)

- [AWS SDK for Ruby V3](#)

# CreateAssociation

A State Manager association defines the state that you want to maintain on your managed nodes. For example, an association can specify that anti-virus software must be installed and running on your managed nodes, or that certain ports must be closed. For static targets, the association specifies a schedule for when the configuration is reapplied. For dynamic targets, such as an AWS resource group or an AWS autoscaling group, State Manager, a capability of AWS Systems Manager applies the configuration when new managed nodes are added to the group. The association also specifies actions to take when applying the configuration. For example, an association for anti-virus software might run once a day. If the software isn't installed, then State Manager installs it. If the software is installed, but the service isn't running, then the association might instruct State Manager to start the service.

## Request Syntax

```
{
  "AlarmConfiguration": {
    "Alarms": [
      {
        "Name": "string"
      }
    ],
    "IgnorePollAlarmFailure": boolean
  },
  "ApplyOnlyAtCronInterval": boolean,
  "AssociationName": "string",
  "AutomationTargetParameterName": "string",
  "CalendarNames": [ "string" ],
  "ComplianceSeverity": "string",
  "DocumentVersion": "string",
  "Duration": number,
  "InstanceId": "string",
  "MaxConcurrency": "string",
  "MaxErrors": "string",
  "Name": "string",
  "OutputLocation": {
    "S3Location": {
      "OutputS3BucketName": "string",
      "OutputS3KeyPrefix": "string",
      "OutputS3Region": "string"
    }
  }
}
```

```
},
  "Parameters": {
    "string" : [ "string" ]
  },
  "ScheduleExpression": "string",
  "ScheduleOffset": number,
  "SyncCompliance": "string",
  "Tags": [
    {
      "Key": "string",
      "Value": "string"
    }
  ],
  "TargetLocations": [
    {
      "Accounts": [ "string" ],
      "ExcludeAccounts": [ "string" ],
      "ExecutionRoleName": "string",
      "IncludeChildOrganizationUnits": boolean,
      "Regions": [ "string" ],
      "TargetLocationAlarmConfiguration": {
        "Alarms": [
          {
            "Name": "string"
          }
        ],
        "IgnorePollAlarmFailure": boolean
      },
      "TargetLocationMaxConcurrency": "string",
      "TargetLocationMaxErrors": "string",
      "Targets": [
        {
          "Key": "string",
          "Values": [ "string" ]
        }
      ],
      "TargetsMaxConcurrency": "string",
      "TargetsMaxErrors": "string"
    }
  ],
  "TargetMaps": [
    {
      "string" : [ "string" ]
    }
  ]
}
```

```
],
  "Targets": [
    {
      "Key": "string",
      "Values": [ "string" ]
    }
  ]
}
```

## Request Parameters

For information about the parameters that are common to all actions, see [Common Parameters](#).

The request accepts the following data in JSON format.

### [AlarmConfiguration](#)

The details for the CloudWatch alarm you want to apply to an automation or command.

Type: [AlarmConfiguration](#) object

Required: No

### [ApplyOnlyAtCronInterval](#)

By default, when you create a new association, the system runs it immediately after it is created and then according to the schedule you specified. Specify this option if you don't want an association to run immediately after you create it. This parameter isn't supported for rate expressions.

Type: Boolean

Required: No

### [AssociationName](#)

Specify a descriptive name for the association.

Type: String

Pattern: `^[a-zA-Z0-9_\- .]{3,128}$`

Required: No

## AutomationTargetParameterName

Choose the parameter that will define how your automation will branch out. This target is required for associations that use an Automation runbook and target resources by using rate controls. Automation is a capability of AWS Systems Manager.

Type: String

Length Constraints: Minimum length of 1. Maximum length of 50.

Required: No

## CalendarNames

The names or Amazon Resource Names (ARNs) of the Change Calendar type documents you want to gate your associations under. The associations only run when that change calendar is open. For more information, see [AWS Systems Manager Change Calendar](#).

Type: Array of strings

Required: No

## ComplianceSeverity

The severity level to assign to the association.

Type: String

Valid Values: CRITICAL | HIGH | MEDIUM | LOW | UNSPECIFIED

Required: No

## DocumentVersion

The document version you want to associate with the targets. Can be a specific version or the default version.

### **Important**

State Manager doesn't support running associations that use a new version of a document if that document is shared from another account. State Manager always runs the default version of a document if shared from another account, even though the Systems Manager console shows that a new version was processed. If you want to run

an association using a new version of a document shared from another account, you must set the document version to default.

Type: String

Pattern: ( $[\$]LATEST|[\$]DEFAULT|^[1-9][0-9]*\$$ )

Required: No

## Duration

The number of hours the association can run before it is canceled. Duration applies to associations that are currently running, and any pending and in progress commands on all targets. If a target was taken offline for the association to run, it is made available again immediately, without a reboot.

The `Duration` parameter applies only when both these conditions are true:

- The association for which you specify a duration is cancelable according to the parameters of the SSM command document or Automation runbook associated with this execution.
- The command specifies the [ApplyOnlyAtCronInterval](#) parameter, which means that the association doesn't run immediately after it is created, but only according to the specified schedule.

Type: Integer

Valid Range: Minimum value of 1. Maximum value of 24.

Required: No

## InstanceId

The managed node ID.

### Note

`InstanceId` has been deprecated. To specify a managed node ID for an association, use the `Targets` parameter. Requests that include the parameter `InstanceID` with Systems Manager documents (SSM documents) that use schema version 2.0 or later will fail. In addition, if you use the parameter `InstanceId`, you can't use the parameters `AssociationName`, `DocumentVersion`, `MaxErrors`, `MaxConcurrency`,

`OutputLocation`, or `ScheduleExpression`. To use these parameters, you must use the `Targets` parameter.

Type: String

Pattern: `(^i-(\w{8}|\w{17})$)|(^mi-\w{17}$)`

Required: No

### MaxConcurrency

The maximum number of targets allowed to run the association at the same time. You can specify a number, for example 10, or a percentage of the target set, for example 10%. The default value is 100%, which means all targets run the association at the same time.

If a new managed node starts and attempts to run an association while Systems Manager is running `MaxConcurrency` associations, the association is allowed to run. During the next association interval, the new managed node will process its association within the limit specified for `MaxConcurrency`.

Type: String

Length Constraints: Minimum length of 1. Maximum length of 7.

Pattern: `^([1-9][0-9]*|[1-9][0-9]%|[1-9]%|100%)$`

Required: No

### MaxErrors

The number of errors that are allowed before the system stops sending requests to run the association on additional targets. You can specify either an absolute number of errors, for example 10, or a percentage of the target set, for example 10%. If you specify 3, for example, the system stops sending requests when the fourth error is received. If you specify 0, then the system stops sending requests after the first error is returned. If you run an association on 50 managed nodes and set `MaxError` to 10%, then the system stops sending the request when the sixth error is received.

Executions that are already running an association when `MaxErrors` is reached are allowed to complete, but some of these executions may fail as well. If you need to ensure that there won't be more than `max-errors` failed executions, set `MaxConcurrency` to 1 so that executions proceed one at a time.



Type: String

Length Constraints: Minimum length of 1. Maximum length of 7.

Pattern:  $^{\wedge}([1-9][0-9]^*|[0]| [1-9][0-9]\%|[0-9]\%|100\%)^{\$}$

Required: No

## Name

The name of the SSM Command document or Automation runbook that contains the configuration information for the managed node.

You can specify AWS-predefined documents, documents you created, or a document that is shared with you from another AWS account.

For Systems Manager documents (SSM documents) that are shared with you from other AWS accounts, you must specify the complete SSM document ARN, in the following format:

*arn:partition:ssm:region:account-id:document/document-name*

For example:

*arn:aws:ssm:us-east-2:12345678912:document/My-Shared-Document*

For AWS-predefined documents and SSM documents you created in your account, you only need to specify the document name. For example, AWS-ApplyPatchBaseline or My-Document.

Type: String

Pattern:  $^{\wedge}[a-zA-Z0-9\_-\ . :/]{3,128}^{\$}$

Required: Yes

## OutputLocation

An Amazon Simple Storage Service (Amazon S3) bucket where you want to store the output details of the request.

Type: [InstanceAssociationOutputLocation](#) object

Required: No

## Parameters

The parameters for the runtime configuration of the document.

Type: String to array of strings map

Required: No

### ScheduleExpression

A cron expression when the association will be applied to the targets.

Type: String

Length Constraints: Minimum length of 1. Maximum length of 256.

Required: No

### ScheduleOffset

Number of days to wait after the scheduled day to run an association. For example, if you specified a cron schedule of `cron(0 0 ? * THU#2 *)`, you could specify an offset of 3 to run the association each Sunday after the second Thursday of the month. For more information about cron schedules for associations, see [Reference: Cron and rate expressions for Systems Manager](#) in the *AWS Systems Manager User Guide*.

#### **Note**

To use offsets, you must specify the `ApplyOnlyAtCronInterval` parameter. This option tells the system not to run an association immediately after you create it.

Type: Integer

Valid Range: Minimum value of 1. Maximum value of 6.

Required: No

### SyncCompliance

The mode for generating association compliance. You can specify `AUTO` or `MANUAL`. In `AUTO` mode, the system uses the status of the association execution to determine the compliance status. If the association execution runs successfully, then the association is `COMPLIANT`. If the association execution doesn't run successfully, the association is `NON-COMPLIANT`.

In `MANUAL` mode, you must specify the `AssociationId` as a parameter for the [PutComplianceItems](#) API operation. In this case, compliance data isn't managed by State Manager. It is managed by your direct call to the [PutComplianceItems](#) API operation.

By default, all associations use AUTO mode.

Type: String

Valid Values: AUTO | MANUAL

Required: No

## Tags

Adds or overwrites one or more tags for a State Manager association. *Tags* are metadata that you can assign to your AWS resources. Tags enable you to categorize your resources in different ways, for example, by purpose, owner, or environment. Each tag consists of a key and an optional value, both of which you define.

Type: Array of [Tag](#) objects

Array Members: Maximum number of 1000 items.

Required: No

## TargetLocations

A location is a combination of AWS Regions and AWS accounts where you want to run the association. Use this action to create an association in multiple Regions and multiple accounts.

Type: Array of [TargetLocation](#) objects

Array Members: Minimum number of 1 item. Maximum number of 100 items.

Required: No

## TargetMaps

A key-value mapping of document parameters to target resources. Both Targets and TargetMaps can't be specified together.

Type: Array of string to array of strings maps

Array Members: Minimum number of 0 items. Maximum number of 300 items.

Map Entries: Maximum number of 20 items.

Key Length Constraints: Minimum length of 1. Maximum length of 50.

Array Members: Minimum number of 0 items. Maximum number of 25 items.

Length Constraints: Minimum length of 1. Maximum length of 50.

Required: No

## Targets

The targets for the association. You can target managed nodes by using tags, AWS resource groups, all managed nodes in an AWS account, or individual managed node IDs. You can target all managed nodes in an AWS account by specifying the InstanceIds key with a value of \*. For more information about choosing targets for an association, see [Understanding targets and rate controls in State Manager associations](#) in the *AWS Systems Manager User Guide*.

Type: Array of [Target](#) objects

Array Members: Minimum number of 0 items. Maximum number of 5 items.

Required: No

## Response Syntax

```
{
  "AssociationDescription": {
    "AlarmConfiguration": {
      "Alarms": [
        {
          "Name": "string"
        }
      ],
      "IgnorePollAlarmFailure": boolean
    },
    "ApplyOnlyAtCronInterval": boolean,
    "AssociationId": "string",
    "AssociationName": "string",
    "AssociationVersion": "string",
    "AutomationTargetParameterName": "string",
    "CalendarNames": [ "string" ],
    "ComplianceSeverity": "string",
    "Date": number,
    "DocumentVersion": "string",
    "Duration": number,
    "InstanceId": "string",
    "LastExecutionDate": number,
    "LastSuccessfulExecutionDate": number,
  }
}
```

```
"LastUpdateAssociationDate": number,
"MaxConcurrency": "string",
"MaxErrors": "string",
"Name": "string",
"OutputLocation": {
  "S3Location": {
    "OutputS3BucketName": "string",
    "OutputS3KeyPrefix": "string",
    "OutputS3Region": "string"
  }
},
"Overview": {
  "AssociationStatusAggregatedCount": {
    "string" : number
  },
  "DetailedStatus": "string",
  "Status": "string"
},
"Parameters": {
  "string" : [ "string" ]
},
"ScheduleExpression": "string",
"ScheduleOffset": number,
"Status": {
  "AdditionalInfo": "string",
  "Date": number,
  "Message": "string",
  "Name": "string"
},
"SyncCompliance": "string",
"TargetLocations": [
  {
    "Accounts": [ "string" ],
    "ExcludeAccounts": [ "string" ],
    "ExecutionRoleName": "string",
    "IncludeChildOrganizationUnits": boolean,
    "Regions": [ "string" ],
    "TargetLocationAlarmConfiguration": {
      "Alarms": [
        {
          "Name": "string"
        }
      ]
    },
    "IgnorePollAlarmFailure": boolean
  }
]
```

```
    },
    "TargetLocationMaxConcurrency": "string",
    "TargetLocationMaxErrors": "string",
    "Targets": [
      {
        "Key": "string",
        "Values": [ "string" ]
      }
    ],
    "TargetsMaxConcurrency": "string",
    "TargetsMaxErrors": "string"
  }
],
"TargetMaps": [
  {
    "string" : [ "string" ]
  }
],
"Targets": [
  {
    "Key": "string",
    "Values": [ "string" ]
  }
],
"TriggeredAlarms": [
  {
    "Name": "string",
    "State": "string"
  }
]
}
}
```

## Response Elements

If the action is successful, the service sends back an HTTP 200 response.

The following data is returned in JSON format by the service.

### AssociationDescription

Information about the association.

Type: [AssociationDescription](#) object

## Errors

For information about the errors that are common to all actions, see [Common Errors](#).

### **AssociationAlreadyExists**

The specified association already exists.

HTTP Status Code: 400

### **AssociationLimitExceeded**

You can have at most 2,000 active associations.

HTTP Status Code: 400

### **InternalServerError**

An error occurred on the server side.

HTTP Status Code: 500

### **InvalidDocument**

The specified SSM document doesn't exist.

HTTP Status Code: 400

### **InvalidDocumentVersion**

The document version isn't valid or doesn't exist.

HTTP Status Code: 400

### **InvalidInstanceId**

The following problems can cause this exception:

- You don't have permission to access the managed node.
- AWS Systems Manager Agent (SSM Agent) isn't running. Verify that SSM Agent is running.
- SSM Agent isn't registered with the SSM endpoint. Try reinstalling SSM Agent.
- The managed node isn't in a valid state. Valid states are: Running, Pending, Stopped, and Stopping. Invalid states are: Shutting-down and Terminated.

HTTP Status Code: 400

### **InvalidOutputLocation**

The output location isn't valid or doesn't exist.

HTTP Status Code: 400

### **InvalidParameters**

You must specify values for all required parameters in the AWS Systems Manager document (SSM document). You can only supply values to parameters defined in the SSM document.

HTTP Status Code: 400

### **InvalidSchedule**

The schedule is invalid. Verify your cron or rate expression and try again.

HTTP Status Code: 400

### **InvalidTag**

The specified tag key or value isn't valid.

HTTP Status Code: 400

### **InvalidTarget**

The target isn't valid or doesn't exist. It might not be configured for Systems Manager or you might not have permission to perform the operation.

HTTP Status Code: 400

### **InvalidTargetMaps**

TargetMap parameter isn't valid.

HTTP Status Code: 400

### **UnsupportedPlatformType**

The document doesn't support the platform type of the given managed node IDs. For example, you sent an document for a Windows managed node to a Linux node.

HTTP Status Code: 400



# Examples

## Example

This example illustrates one usage of `CreateAssociation`.

### Sample Request

```
POST / HTTP/1.1
Host: ssm.us-east-2.amazonaws.com
Accept-Encoding: identity
X-Amz-Target: AmazonSSM.CreateAssociation
Content-Type: application/x-amz-json-1.1
User-Agent: aws-cli/1.17.12 Python/3.6.8 Darwin/18.7.0 botocore/1.14.12
X-Amz-Date: 20240324T140427Z
Authorization: AWS4-HMAC-SHA256 Credential=AKIAIOSFODNN7EXAMPLE/20240324/us-east-2/ssm/
aws4_request,
SignedHeaders=content-type;host;x-amz-date;x-amz-target, Signature=39c3b3042cd2aEXAMPLE
Content-Length: 67

{
  "Name": "AWS-UpdateSSMAgent",
  "InstanceId": "i-02573cafcfEXAMPLE"
}
```

### Sample Response

```
{
  "AssociationDescription": {
    "ApplyOnlyAtCronInterval": false,
    "AssociationId": "f7d193fe-7722-4f2b-ac53-d8736EXAMPLE",
    "AssociationVersion": "1",
    "Date": 1585058668.255,
    "DocumentVersion": "$DEFAULT",
    "InstanceId": "i-02573cafcfEXAMPLE",
    "LastUpdateAssociationDate": 1585058668.255,
    "Name": "AWS-UpdateSSMAgent",
    "Overview": {
      "DetailedStatus": "Creating",
      "Status": "Pending"
    },
    "Status": {
      "Date": 1585058668.255,
```

```
        "Message": "Associated with AWS-UpdateSSMAgent",
        "Name": "Associated"
    },
    "Targets": [
        {
            "Key": "InstanceIds",
            "Values": [
                "i-02573cafcfEXAMPLE"
            ]
        }
    ]
}
}
```

## See Also

For more information about using this API in one of the language-specific AWS SDKs, see the following:

- [AWS Command Line Interface](#)
- [AWS SDK for .NET](#)
- [AWS SDK for C++](#)
- [AWS SDK for Go v2](#)
- [AWS SDK for Java V2](#)
- [AWS SDK for JavaScript V3](#)
- [AWS SDK for PHP V3](#)
- [AWS SDK for Python](#)
- [AWS SDK for Ruby V3](#)

# CreateAssociationBatch

Associates the specified AWS Systems Manager document (SSM document) with the specified managed nodes or targets.

When you associate a document with one or more managed nodes using IDs or tags, AWS Systems Manager Agent (SSM Agent) running on the managed node processes the document and configures the node as specified.

If you associate a document with a managed node that already has an associated document, the system returns the `AssociationAlreadyExists` exception.

## Request Syntax

```
{
  "Entries": [
    {
      "AlarmConfiguration": {
        "Alarms": [
          {
            "Name": "string"
          }
        ],
        "IgnorePollAlarmFailure": boolean
      },
      "ApplyOnlyAtCronInterval": boolean,
      "AssociationName": "string",
      "AutomationTargetParameterName": "string",
      "CalendarNames": [ "string" ],
      "ComplianceSeverity": "string",
      "DocumentVersion": "string",
      "Duration": number,
      "InstanceId": "string",
      "MaxConcurrency": "string",
      "MaxErrors": "string",
      "Name": "string",
      "OutputLocation": {
        "S3Location": {
          "OutputS3BucketName": "string",
          "OutputS3KeyPrefix": "string",
          "OutputS3Region": "string"
        }
      }
    }
  ]
}
```

```
    },
    "Parameters": {
      "string" : [ "string" ]
    },
    "ScheduleExpression": "string",
    "ScheduleOffset": number,
    "SyncCompliance": "string",
    "TargetLocations": [
      {
        "Accounts": [ "string" ],
        "ExcludeAccounts": [ "string" ],
        "ExecutionRoleName": "string",
        "IncludeChildOrganizationUnits": boolean,
        "Regions": [ "string" ],
        "TargetLocationAlarmConfiguration": {
          "Alarms": [
            {
              "Name": "string"
            }
          ],
          "IgnorePollAlarmFailure": boolean
        },
        "TargetLocationMaxConcurrency": "string",
        "TargetLocationMaxErrors": "string",
        "Targets": [
          {
            "Key": "string",
            "Values": [ "string" ]
          }
        ],
        "TargetsMaxConcurrency": "string",
        "TargetsMaxErrors": "string"
      }
    ],
    "TargetMaps": [
      {
        "string" : [ "string" ]
      }
    ],
    "Targets": [
      {
        "Key": "string",
        "Values": [ "string" ]
      }
    ]
  }
}
```

```
    ]
  }
]
}
```

## Request Parameters

For information about the parameters that are common to all actions, see [Common Parameters](#).

The request accepts the following data in JSON format.

### Entries

One or more associations.

Type: Array of [CreateAssociationBatchRequestEntry](#) objects

Array Members: Minimum number of 1 item.

Required: Yes

## Response Syntax

```
{
  "Failed": [
    {
      "Entry": {
        "AlarmConfiguration": {
          "Alarms": [
            {
              "Name": "string"
            }
          ],
          "IgnorePollAlarmFailure": boolean
        },
        "ApplyOnlyAtCronInterval": boolean,
        "AssociationName": "string",
        "AutomationTargetParameterName": "string",
        "CalendarNames": [ "string ],
        "ComplianceSeverity": "string",
        "DocumentVersion": "string",
        "Duration": number,
        "InstanceId": "string",
```

```
"MaxConcurrency": "string",
"MaxErrors": "string",
"Name": "string",
"OutputLocation": {
  "S3Location": {
    "OutputS3BucketName": "string",
    "OutputS3KeyPrefix": "string",
    "OutputS3Region": "string"
  }
},
"Parameters": {
  "string" : [ "string" ]
},
"ScheduleExpression": "string",
"ScheduleOffset": number,
"SyncCompliance": "string",
"TargetLocations": [
  {
    "Accounts": [ "string" ],
    "ExcludeAccounts": [ "string" ],
    "ExecutionRoleName": "string",
    "IncludeChildOrganizationUnits": boolean,
    "Regions": [ "string" ],
    "TargetLocationAlarmConfiguration": {
      "Alarms": [
        {
          "Name": "string"
        }
      ],
      "IgnorePollAlarmFailure": boolean
    },
    "TargetLocationMaxConcurrency": "string",
    "TargetLocationMaxErrors": "string",
    "Targets": [
      {
        "Key": "string",
        "Values": [ "string" ]
      }
    ],
    "TargetsMaxConcurrency": "string",
    "TargetsMaxErrors": "string"
  }
],
"TargetMaps": [
```

```

        {
            "string" : [ "string" ]
        }
    ],
    "Targets": [
        {
            "Key": "string",
            "Values": [ "string" ]
        }
    ]
},
"Fault": "string",
"Message": "string"
}
],
"Successful": [
    {
        "AlarmConfiguration": {
            "Alarms": [
                {
                    "Name": "string"
                }
            ],
            "IgnorePollAlarmFailure": boolean
        },
        "ApplyOnlyAtCronInterval": boolean,
        "AssociationId": "string",
        "AssociationName": "string",
        "AssociationVersion": "string",
        "AutomationTargetParameterName": "string",
        "CalendarNames": [ "string" ],
        "ComplianceSeverity": "string",
        "Date": number,
        "DocumentVersion": "string",
        "Duration": number,
        "InstanceId": "string",
        "LastExecutionDate": number,
        "LastSuccessfulExecutionDate": number,
        "LastUpdateAssociationDate": number,
        "MaxConcurrency": "string",
        "MaxErrors": "string",
        "Name": "string",
        "OutputLocation": {
            "S3Location": {

```

```
        "OutputS3BucketName": "string",
        "OutputS3KeyPrefix": "string",
        "OutputS3Region": "string"
    }
},
"Overview": {
    "AssociationStatusAggregatedCount": {
        "string" : number
    },
    "DetailedStatus": "string",
    "Status": "string"
},
"Parameters": {
    "string" : [ "string" ]
},
"ScheduleExpression": "string",
"ScheduleOffset": number,
"Status": {
    "AdditionalInfo": "string",
    "Date": number,
    "Message": "string",
    "Name": "string"
},
"SyncCompliance": "string",
"TargetLocations": [
    {
        "Accounts": [ "string" ],
        "ExcludeAccounts": [ "string" ],
        "ExecutionRoleName": "string",
        "IncludeChildOrganizationUnits": boolean,
        "Regions": [ "string" ],
        "TargetLocationAlarmConfiguration": {
            "Alarms": [
                {
                    "Name": "string"
                }
            ],
            "IgnorePollAlarmFailure": boolean
        },
        "TargetLocationMaxConcurrency": "string",
        "TargetLocationMaxErrors": "string",
        "Targets": [
            {
                "Key": "string",
```



```
        "Values": [ "string" ]
      }
    ],
    "TargetsMaxConcurrency": "string",
    "TargetsMaxErrors": "string"
  }
],
"TargetMaps": [
  {
    "string" : [ "string" ]
  }
],
"Targets": [
  {
    "Key": "string",
    "Values": [ "string" ]
  }
],
"TriggeredAlarms": [
  {
    "Name": "string",
    "State": "string"
  }
]
}
]
```

## Response Elements

If the action is successful, the service sends back an HTTP 200 response.

The following data is returned in JSON format by the service.

### Failed

Information about the associations that failed.

Type: Array of [FailedCreateAssociation](#) objects

### Successful

Information about the associations that succeeded.

Type: Array of [AssociationDescription](#) objects

## Errors

For information about the errors that are common to all actions, see [Common Errors](#).

### **AssociationLimitExceeded**

You can have at most 2,000 active associations.

HTTP Status Code: 400

### **DuplicateInstanceId**

You can't specify a managed node ID in more than one association.

HTTP Status Code: 400

### **InternalServerError**

An error occurred on the server side.

HTTP Status Code: 500

### **InvalidDocument**

The specified SSM document doesn't exist.

HTTP Status Code: 400

### **InvalidDocumentVersion**

The document version isn't valid or doesn't exist.

HTTP Status Code: 400

### **InvalidInstanceId**

The following problems can cause this exception:

- You don't have permission to access the managed node.
- AWS Systems Manager Agent (SSM Agent) isn't running. Verify that SSM Agent is running.
- SSM Agent isn't registered with the SSM endpoint. Try reinstalling SSM Agent.
- The managed node isn't in a valid state. Valid states are: Running, Pending, Stopped, and Stopping. Invalid states are: Shutting-down and Terminated.

HTTP Status Code: 400

### **InvalidOutputLocation**

The output location isn't valid or doesn't exist.

HTTP Status Code: 400

### **InvalidParameters**

You must specify values for all required parameters in the AWS Systems Manager document (SSM document). You can only supply values to parameters defined in the SSM document.

HTTP Status Code: 400

### **InvalidSchedule**

The schedule is invalid. Verify your cron or rate expression and try again.

HTTP Status Code: 400

### **InvalidTarget**

The target isn't valid or doesn't exist. It might not be configured for Systems Manager or you might not have permission to perform the operation.

HTTP Status Code: 400

### **InvalidTargetMaps**

TargetMap parameter isn't valid.

HTTP Status Code: 400

### **UnsupportedPlatformType**

The document doesn't support the platform type of the given managed node IDs. For example, you sent an document for a Windows managed node to a Linux node.

HTTP Status Code: 400

## **Examples**

### **Example**

This example illustrates one usage of `CreateAssociationBatch`.

## Sample Request

```
POST / HTTP/1.1
Host: ssm.us-east-2.amazonaws.com
Accept-Encoding: identity
X-Amz-Target: AmazonSSM.CreateAssociationBatch
Content-Type: application/x-amz-json-1.1
User-Agent: aws-cli/1.17.12 Python/3.6.8 Darwin/18.7.0 boto3/1.14.12
X-Amz-Date: 20240324T142446Z
Authorization: AWS4-HMAC-SHA256 Credential=AKIAIOSFODNN7EXAMPLE/20240324/us-east-2/ssm/
aws4_request,
SignedHeaders=content-type;host;x-amz-date;x-amz-target, Signature=39c3b3042cd2aEXAMPLE
Content-Length: 151

{
  "Entries": [
    {
      "InstanceId": "i-0471e04240EXAMPLE",
      "Name": "AWS-UpdateSSMAgent"
    },
    {
      "InstanceId": "i-07782c72faEXAMPLE",
      "Name": "AWS-UpdateSSMAgent"
    }
  ]
}
```

## Sample Response

```
{
  "Failed": [],
  "Successful": [
    {
      "ApplyOnlyAtCronInterval": false,
      "AssociationId": "33858bec-0c55-4547-a054-eb5fcEXAMPLE",
      "AssociationVersion": "1",
      "Date": 1585059887.692,
      "DocumentVersion": "$DEFAULT",
      "InstanceId": "i-0471e04240EXAMPLE",
      "LastUpdateAssociationDate": 1585059887.692,
      "Name": "AWS-UpdateSSMAgent",
      "Overview": {
        "DetailedStatus": "Creating",

```

```
        "Status": "Pending"
    },
    "Status": {
        "Date": 1585059887.692,
        "Message": "Associated with AWS-UpdateSSMAgent",
        "Name": "Associated"
    },
    "Targets": [
        {
            "Key": "InstanceIds",
            "Values": [
                "i-0471e04240EXAMPLE"
            ]
        }
    ]
},
{
    "ApplyOnlyAtCronInterval": false,
    "AssociationId": "e0e0a062-3dcb-4b3e-bb2b-d01b4EXAMPLE",
    "AssociationVersion": "1",
    "Date": 1585059887.726,
    "DocumentVersion": "$DEFAULT",
    "InstanceId": "i-07782c72faEXAMPLE",
    "LastUpdateAssociationDate": 1585059887.726,
    "Name": "AWS-UpdateSSMAgent",
    "Overview": {
        "DetailedStatus": "Creating",
        "Status": "Pending"
    },
    "Status": {
        "Date": 1585059887.726,
        "Message": "Associated with AWS-UpdateSSMAgent",
        "Name": "Associated"
    },
    "Targets": [
        {
            "Key": "InstanceIds",
            "Values": [
                "i-07782c72faEXAMPLE"
            ]
        }
    ]
}
]
```

```
}
```

## See Also

For more information about using this API in one of the language-specific AWS SDKs, see the following:

- [AWS Command Line Interface](#)
- [AWS SDK for .NET](#)
- [AWS SDK for C++](#)
- [AWS SDK for Go v2](#)
- [AWS SDK for Java V2](#)
- [AWS SDK for JavaScript V3](#)
- [AWS SDK for PHP V3](#)
- [AWS SDK for Python](#)
- [AWS SDK for Ruby V3](#)

# CreateDocument

Creates a AWS Systems Manager (SSM document). An SSM document defines the actions that Systems Manager performs on your managed nodes. For more information about SSM documents, including information about supported schemas, features, and syntax, see [AWS Systems Manager Documents](#) in the *AWS Systems Manager User Guide*.

## Request Syntax

```
{
  "Attachments": [
    {
      "Key": "string",
      "Name": "string",
      "Values": [ "string" ]
    }
  ],
  "Content": "string",
  "DisplayName": "string",
  "DocumentFormat": "string",
  "DocumentType": "string",
  "Name": "string",
  "Requires": [
    {
      "Name": "string",
      "RequireType": "string",
      "Version": "string",
      "VersionName": "string"
    }
  ],
  "Tags": [
    {
      "Key": "string",
      "Value": "string"
    }
  ],
  "TargetType": "string",
  "VersionName": "string"
}
```

## Request Parameters

For information about the parameters that are common to all actions, see [Common Parameters](#).

The request accepts the following data in JSON format.

### Attachments

A list of key-value pairs that describe attachments to a version of a document.

Type: Array of [AttachmentsSource](#) objects

Array Members: Minimum number of 0 items. Maximum number of 20 items.

Required: No

### Content

The content for the new SSM document in JSON or YAML format. The content of the document must not exceed 64KB. This quota also includes the content specified for input parameters at runtime. We recommend storing the contents for your new document in an external JSON or YAML file and referencing the file in a command.

For examples, see the following topics in the *AWS Systems Manager User Guide*.

- [Create an SSM document \(console\)](#)
- [Create an SSM document \(command line\)](#)
- [Create an SSM document \(API\)](#)

Type: String

Length Constraints: Minimum length of 1.

Required: Yes

### DisplayName

An optional field where you can specify a friendly name for the SSM document. This value can differ for each version of the document. You can update this value at a later time using the [UpdateDocument](#) operation.

Type: String

Length Constraints: Maximum length of 1024.



Pattern: `^[\\w\\.\\-\\:\\/ ]*$`

Required: No

### DocumentFormat

Specify the document format for the request. The document format can be JSON, YAML, or TEXT. JSON is the default format.

Type: String

Valid Values: `YAML | JSON | TEXT`

Required: No

### DocumentType

The type of document to create.

#### **Note**

The `DeploymentStrategy` document type is an internal-use-only document type reserved for AWS AppConfig.

Type: String

Valid Values: `Command | Policy | Automation | Session | Package | ApplicationConfiguration | ApplicationConfigurationSchema | DeploymentStrategy | ChangeCalendar | Automation.ChangeTemplate | ProblemAnalysis | ProblemAnalysisTemplate | CloudFormation | ConformancePackTemplate | QuickSetup`

Required: No

### Name

A name for the SSM document.

#### **Important**

You can't use the following strings as document name prefixes. These are reserved by AWS for use as document name prefixes:

- `aws`

- amazon
- amzn
- AWSEC2
- AWSConfigRemediation
- AWSSupport

Type: String

Pattern: `^[a-zA-Z0-9_\-\.]{3,128}$`

Required: Yes

### Requires

A list of SSM documents required by a document. This parameter is used exclusively by AWS AppConfig. When a user creates an AWS AppConfig configuration in an SSM document, the user must also specify a required document for validation purposes. In this case, an `ApplicationConfiguration` document requires an `ApplicationConfigurationSchema` document for validation purposes. For more information, see [What is AWS AppConfig?](#) in the *AWS AppConfig User Guide*.

Type: Array of [DocumentRequires](#) objects

Array Members: Minimum number of 1 item.

Required: No

### Tags

Optional metadata that you assign to a resource. Tags enable you to categorize a resource in different ways, such as by purpose, owner, or environment. For example, you might want to tag an SSM document to identify the types of targets or the environment where it will run. In this case, you could specify the following key-value pairs:

- Key=OS, Value=Windows
- Key=Environment, Value=Production

#### **Note**

To add tags to an existing SSM document, use the [AddTagsToResource](#) operation.

Type: Array of [Tag](#) objects

Array Members: Maximum number of 1000 items.

Required: No

### [TargetType](#)

Specify a target type to define the kinds of resources the document can run on. For example, to run a document on EC2 instances, specify the following value: `/AWS::EC2::Instance`. If you specify a value of `/` the document can run on all types of resources. If you don't specify a value, the document can't run on any resources. For a list of valid resource types, see [AWS resource and property types reference](#) in the *AWS CloudFormation User Guide*.

Type: String

Length Constraints: Maximum length of 200.

Pattern: `^\\[\\w\\.\\-\\:\\\\]*$`

Required: No

### [VersionName](#)

An optional field specifying the version of the artifact you are creating with the document. For example, `Release12.1`. This value is unique across all versions of a document, and can't be changed.

Type: String

Pattern: `^[a-zA-Z0-9_\\-\\.]{1,128}$`

Required: No

## Response Syntax

```
{
  "DocumentDescription": {
    "ApprovedVersion": "string",
    "AttachmentsInformation": [
      {
        "Name": "string"
      }
    ],
  },
}
```

```
"Author": "string",
"Category": [ "string" ],
"CategoryEnum": [ "string" ],
"CreateDate": number,
"DefaultVersion": "string",
"Description": "string",
"DisplayName": "string",
"DocumentFormat": "string",
"DocumentType": "string",
"DocumentVersion": "string",
"Hash": "string",
"HashType": "string",
"LatestVersion": "string",
"Name": "string",
"Owner": "string",
"Parameters": [
  {
    "DefaultValue": "string",
    "Description": "string",
    "Name": "string",
    "Type": "string"
  }
],
"PendingReviewVersion": "string",
"PlatformTypes": [ "string" ],
"Requires": [
  {
    "Name": "string",
    "RequireType": "string",
    "Version": "string",
    "VersionName": "string"
  }
],
"ReviewInformation": [
  {
    "ReviewedTime": number,
    "Reviewer": "string",
    "Status": "string"
  }
],
"ReviewStatus": "string",
"SchemaVersion": "string",
"Sha1": "string",
"Status": "string",
```

```
    "StatusInformation": "string",
    "Tags": [
      {
        "Key": "string",
        "Value": "string"
      }
    ],
    "TargetType": "string",
    "VersionName": "string"
  }
}
```

## Response Elements

If the action is successful, the service sends back an HTTP 200 response.

The following data is returned in JSON format by the service.

### DocumentDescription

Information about the SSM document.

Type: [DocumentDescription](#) object

## Errors

For information about the errors that are common to all actions, see [Common Errors](#).

### **DocumentAlreadyExists**

The specified document already exists.

HTTP Status Code: 400

### **DocumentLimitExceeded**

You can have at most 500 active SSM documents.

HTTP Status Code: 400

### **InternalServerError**

An error occurred on the server side.

HTTP Status Code: 500

### **InvalidDocumentContent**

The content for the document isn't valid.

HTTP Status Code: 400

### **InvalidDocumentSchemaVersion**

The version of the document schema isn't supported.

HTTP Status Code: 400

### **MaxDocumentSizeExceeded**

The size limit of a document is 64 KB.

HTTP Status Code: 400

## **Examples**

### **Example**

This example illustrates one usage of `CreateDocument`.

### **Sample Request**

```
POST / HTTP/1.1
Host: ssm.us-east-2.amazonaws.com
Accept-Encoding: identity
X-Amz-Target: AmazonSSM.CreateDocument
Content-Type: application/x-amz-json-1.1
User-Agent: aws-cli/1.17.12 Python/3.6.8 Darwin/18.7.0 botocore/1.14.12
X-Amz-Date: 20240324T145550Z
Authorization: AWS4-HMAC-SHA256 Credential=AKIAIOSFODNN7EXAMPLE/20240324/us-east-2/ssm/
aws4_request,
SignedHeaders=content-type;host;x-amz-date;x-amz-target, Signature=39c3b3042cd2aEXAMPLE
Content-Length: 963

{
  "Content": "---\ndescription: \"Example\"\nschemaVersion: '0.3'\nassumeRole:
\"{{ AutomationAssumeRole }}\"--truncated--",
  "Name": "Example",
  "DocumentType": "Automation",
```

```
"DocumentFormat": "YAML"
}
```

## Sample Response

```
{
  "DocumentDescription": {
    "CreateDate": 1585061751.738,
    "DefaultVersion": "1",
    "Description": "Custom Automation Example",
    "DocumentFormat": "YAML",
    "DocumentType": "Automation",
    "DocumentVersion": "1",
    "Hash": "0d3d879b3ca072e03c12638d0255ebd004d2c65bd318f8354fcde820dEXAMPLE",
    "HashType": "Sha256",
    "LatestVersion": "1",
    "Name": "Example",
    "Owner": "111122223333",
    "Parameters": [
      {
        "DefaultValue": "",
        "Description": "(Optional) The ARN of the role that allows Automation to perform the actions on your behalf. If no role is specified, Systems Manager Automation uses your IAM permissions to execute this document.",
        "Name": "AutomationAssumeRole",
        "Type": "String"
      },
      {
        "DefaultValue": "",
        "Description": "(Required) The Instance Id to create an image of.",
        "Name": "InstanceId",
        "Type": "String"
      }
    ],
    "PlatformTypes": [
      "Windows",
      "Linux"
    ],
    "SchemaVersion": "0.3",
    "Status": "Creating",
    "Tags": []
  }
}
```

## See Also

For more information about using this API in one of the language-specific AWS SDKs, see the following:

- [AWS Command Line Interface](#)
- [AWS SDK for .NET](#)
- [AWS SDK for C++](#)
- [AWS SDK for Go v2](#)
- [AWS SDK for Java V2](#)
- [AWS SDK for JavaScript V3](#)
- [AWS SDK for PHP V3](#)
- [AWS SDK for Python](#)
- [AWS SDK for Ruby V3](#)



# CreateMaintenanceWindow

Creates a new maintenance window.

## Note

The value you specify for `Duration` determines the specific end time for the maintenance window based on the time it begins. No maintenance window tasks are permitted to start after the resulting endtime minus the number of hours you specify for `Cutoff`. For example, if the maintenance window starts at 3 PM, the duration is three hours, and the value you specify for `Cutoff` is one hour, no maintenance window tasks can start after 5 PM.

## Request Syntax

```
{
  "AllowUnassociatedTargets": boolean,
  "ClientToken": "string",
  "Cutoff": number,
  "Description": "string",
  "Duration": number,
  "EndDate": "string",
  "Name": "string",
  "Schedule": "string",
  "ScheduleOffset": number,
  "ScheduleTimezone": "string",
  "StartDate": "string",
  "Tags": [
    {
      "Key": "string",
      "Value": "string"
    }
  ]
}
```

## Request Parameters

For information about the parameters that are common to all actions, see [Common Parameters](#).

The request accepts the following data in JSON format.

## AllowUnassociatedTargets

Enables a maintenance window task to run on managed nodes, even if you haven't registered those nodes as targets. If enabled, then you must specify the unregistered managed nodes (by node ID) when you register a task with the maintenance window.

If you don't enable this option, then you must specify previously-registered targets when you register a task with the maintenance window.

Type: Boolean

Required: Yes

## ClientToken

User-provided idempotency token.

Type: String

Length Constraints: Minimum length of 1. Maximum length of 64.

Required: No

## Cutoff

The number of hours before the end of the maintenance window that AWS Systems Manager stops scheduling new tasks for execution.

Type: Integer

Valid Range: Minimum value of 0. Maximum value of 23.

Required: Yes

## Description

An optional description for the maintenance window. We recommend specifying a description to help you organize your maintenance windows.

Type: String

Length Constraints: Minimum length of 1. Maximum length of 128.

Required: No

## Duration

The duration of the maintenance window in hours.

Type: Integer

Valid Range: Minimum value of 1. Maximum value of 24.

Required: Yes

## EndDate

The date and time, in ISO-8601 Extended format, for when you want the maintenance window to become inactive. EndDate allows you to set a date and time in the future when the maintenance window will no longer run.

Type: String

Required: No

## Name

The name of the maintenance window.

Type: String

Length Constraints: Minimum length of 3. Maximum length of 128.

Pattern: `^[a-zA-Z0-9_\- .]{3,128}$`

Required: Yes

## Schedule

The schedule of the maintenance window in the form of a cron or rate expression.

Type: String

Length Constraints: Minimum length of 1. Maximum length of 256.

Required: Yes

## ScheduleOffset

The number of days to wait after the date and time specified by a cron expression before running the maintenance window.

For example, the following cron expression schedules a maintenance window to run on the third Tuesday of every month at 11:30 PM.

```
cron(30 23 ? * TUE#3 *)
```

If the schedule offset is 2, the maintenance window won't run until two days later.

Type: Integer

Valid Range: Minimum value of 1. Maximum value of 6.

Required: No

### ScheduleTimezone

The time zone that the scheduled maintenance window executions are based on, in Internet Assigned Numbers Authority (IANA) format. For example: "America/Los\_Angeles", "UTC", or "Asia/Seoul". For more information, see the [Time Zone Database](#) on the IANA website.

Type: String

Required: No

### StartDate

The date and time, in ISO-8601 Extended format, for when you want the maintenance window to become active. `StartDate` allows you to delay activation of the maintenance window until the specified future date.

#### Note

When using a rate schedule, if you provide a start date that occurs in the past, the current date and time are used as the start date.

Type: String

Required: No

### Tags

Optional metadata that you assign to a resource. Tags enable you to categorize a resource in different ways, such as by purpose, owner, or environment. For example, you might want to

tag a maintenance window to identify the type of tasks it will run, the types of targets, and the environment it will run in. In this case, you could specify the following key-value pairs:

- Key=TaskType, Value=AgentUpdate
- Key=OS, Value=Windows
- Key=Environment, Value=Production

**Note**

To add tags to an existing maintenance window, use the [AddTagsToResource](#) operation.

Type: Array of [Tag](#) objects

Array Members: Maximum number of 1000 items.

Required: No

## Response Syntax

```
{  
  "WindowId": "string"  
}
```

## Response Elements

If the action is successful, the service sends back an HTTP 200 response.

The following data is returned in JSON format by the service.

### [WindowId](#)

The ID of the created maintenance window.

Type: String

Length Constraints: Fixed length of 20.

Pattern: `^mw-[0-9a-f]{17}$`

## Errors

For information about the errors that are common to all actions, see [Common Errors](#).

### IdempotentParameterMismatch

Error returned when an idempotent operation is retried and the parameters don't match the original call to the API with the same idempotency token.

HTTP Status Code: 400

### InternalServerError

An error occurred on the server side.

HTTP Status Code: 500

### ResourceLimitExceededException

Error returned when the caller has exceeded the default resource quotas. For example, too many maintenance windows or patch baselines have been created.

For information about resource quotas in Systems Manager, see [Systems Manager service quotas](#) in the *Amazon Web Services General Reference*.

HTTP Status Code: 400

## Examples

### Example

This example illustrates one usage of `CreateMaintenanceWindow`.

### Sample Request

```
POST / HTTP/1.1
Host: ssm.us-east-2.amazonaws.com
Accept-Encoding: identity
Content-Length: 186
X-Amz-Target: AmazonSSM.CreateMaintenanceWindow
X-Amz-Date: 20240312T201809Z
User-Agent: aws-cli/1.11.180 Python/2.7.9 Windows/8 botocore/1.7.38
Content-Type: application/x-amz-json-1.1
```

```
Authorization: AWS4-HMAC-SHA256 Credential=AKIAIOSFODNN7EXAMPLE/20240312/us-east-2/ssm/
aws4_request,
SignedHeaders=content-type;host;x-amz-date;x-amz-target, Signature=39c3b3042cd2aEXAMPLE

{
  "Name": "My-Development-Maintenance-Window",
  "Cutoff": 2,
  "Schedule": "cron(0 12 ? * WED *)",
  "AllowUnassociatedTargets": true,
  "Duration": 6,
  "Tags": [
    {
      "Key": "Environment",
      "Value": "Development"
    }
  ],
  "ClientToken": "aa1b2cde-27e3-42ff-9cac-99380EXAMPLE"
}
```

## Sample Response

```
{
  "WindowId": "mw-0c50858d01EXAMPLE"
}
```

## See Also

For more information about using this API in one of the language-specific AWS SDKs, see the following:

- [AWS Command Line Interface](#)
- [AWS SDK for .NET](#)
- [AWS SDK for C++](#)
- [AWS SDK for Go v2](#)
- [AWS SDK for Java V2](#)
- [AWS SDK for JavaScript V3](#)
- [AWS SDK for PHP V3](#)
- [AWS SDK for Python](#)
- [AWS SDK for Ruby V3](#)





# CreateOpsItem

Creates a new OpsItem. You must have permission in AWS Identity and Access Management (IAM) to create a new OpsItem. For more information, see [Set up OpsCenter](#) in the *AWS Systems Manager User Guide*.

Operations engineers and IT professionals use AWS Systems Manager OpsCenter to view, investigate, and remediate operational issues impacting the performance and health of their AWS resources. For more information, see [AWS Systems Manager OpsCenter](#) in the *AWS Systems Manager User Guide*.

## Request Syntax

```
{
  "AccountId": "string",
  "ActualEndTime": number,
  "ActualStartTime": number,
  "Category": "string",
  "Description": "string",
  "Notifications": [
    {
      "Arn": "string"
    }
  ],
  "OperationalData": {
    "string" : {
      "Type": "string",
      "Value": "string"
    }
  },
  "OpsItemType": "string",
  "PlannedEndTime": number,
  "PlannedStartTime": number,
  "Priority": number,
  "RelatedOpsItems": [
    {
      "OpsItemId": "string"
    }
  ],
  "Severity": "string",
  "Source": "string",
  "Tags": [
```

```
{
  "Key": "string",
  "Value": "string"
},
"Title": "string"
}
```

## Request Parameters

For information about the parameters that are common to all actions, see [Common Parameters](#).

The request accepts the following data in JSON format.

### AccountId

The target AWS account where you want to create an OpsItem. To make this call, your account must be configured to work with OpsItems across accounts. For more information, see [Set up OpsCenter](#) in the *AWS Systems Manager User Guide*.

Type: String

Pattern: `^[0-9]{12}$`

Required: No

### ActualEndTime

The time a runbook workflow ended. Currently reported only for the OpsItem type `/aws/changerequest`.

Type: Timestamp

Required: No

### ActualStartTime

The time a runbook workflow started. Currently reported only for the OpsItem type `/aws/changerequest`.

Type: Timestamp

Required: No

## Category

Specify a category to assign to an OpsItem.

Type: String

Length Constraints: Minimum length of 1. Maximum length of 64.

Pattern: `^(?!\\s*$).+`

Required: No

## Description

User-defined text that contains information about the OpsItem, in Markdown format.

### Note

Provide enough information so that users viewing this OpsItem for the first time understand the issue.

Type: String

Length Constraints: Minimum length of 1. Maximum length of 2048.

Pattern: `[\\s\\S]*\\S[\\s\\S]*`

Required: Yes

## Notifications

The Amazon Resource Name (ARN) of an SNS topic where notifications are sent when this OpsItem is edited or changed.

Type: Array of [OpsItemNotification](#) objects

Required: No

## OperationalData

Operational data is custom data that provides useful reference details about the OpsItem. For example, you can specify log files, error strings, license keys, troubleshooting tips, or other

relevant data. You enter operational data as key-value pairs. The key has a maximum length of 128 characters. The value has a maximum size of 20 KB.

**⚠ Important**

Operational data keys *can't* begin with the following: amazon, aws, amzn, ssm, /amazon, /aws, /amzn, /ssm.

You can choose to make the data searchable by other users in the account or you can restrict search access. Searchable data means that all users with access to the OpsItem Overview page (as provided by the [DescribeOpsItems](#) API operation) can view and search on the specified data. Operational data that isn't searchable is only viewable by users who have access to the OpsItem (as provided by the [GetOpsItem](#) API operation).

Use the `/aws/resources` key in `OperationalData` to specify a related resource in the request. Use the `/aws/automations` key in `OperationalData` to associate an Automation runbook with the OpsItem. To view AWS CLI example commands that use these keys, see [Create OpsItems manually](#) in the *AWS Systems Manager User Guide*.

Type: String to [OpsItemDataValue](#) object map

Key Length Constraints: Minimum length of 1. Maximum length of 128.

Key Pattern: `^(?!\\s*$).+`

Required: No

## OpsItemType

The type of OpsItem to create. Systems Manager supports the following types of OpsItems:

- `/aws/issue`

This type of OpsItem is used for default OpsItems created by OpsCenter.

- `/aws/changerequest`

This type of OpsItem is used by Change Manager for reviewing and approving or rejecting change requests.

- `/aws/insight`

This type of OpsItem is used by OpsCenter for aggregating and reporting on duplicate OpsItems.

Type: String

Required: No

### PlannedEndTime

The time specified in a change request for a runbook workflow to end. Currently supported only for the OpsItem type `/aws/changerequest`.

Type: Timestamp

Required: No

### PlannedStartTime

The time specified in a change request for a runbook workflow to start. Currently supported only for the OpsItem type `/aws/changerequest`.

Type: Timestamp

Required: No

### Priority

The importance of this OpsItem in relation to other OpsItems in the system.

Type: Integer

Valid Range: Minimum value of 1. Maximum value of 5.

Required: No

### RelatedOpsItems

One or more OpsItems that share something in common with the current OpsItems. For example, related OpsItems can include OpsItems with similar error messages, impacted resources, or statuses for the impacted resource.

Type: Array of [RelatedOpsItem](#) objects

Required: No

## Severity

Specify a severity to assign to an OpsItem.

Type: String

Length Constraints: Minimum length of 1. Maximum length of 64.

Pattern: `^(?!\\s*$).+`

Required: No

## Source

The origin of the OpsItem, such as Amazon EC2 or Systems Manager.

### **Note**

The source name can't contain the following strings: aws, amazon, and amzn.

Type: String

Length Constraints: Minimum length of 1. Maximum length of 128.

Pattern: `^(?!\\s*$).+`

Required: Yes

## Tags

Optional metadata that you assign to a resource.

Tags use a key-value pair. For example:

Key=Department, Value=Finance

### **Important**

To add tags to a new OpsItem, a user must have IAM permissions for both the `ssm:CreateOpsItems` operation and the `ssm:AddTagsToResource` operation. To add tags to an existing OpsItem, use the [AddTagsToResource](#) operation.

Type: Array of [Tag](#) objects

Array Members: Maximum number of 1000 items.

Required: No

### [Title](#)

A short heading that describes the nature of the OpsItem and the impacted resource.

Type: String

Length Constraints: Minimum length of 1. Maximum length of 1024.

Pattern: `^(?!\\s*$).+`

Required: Yes

## Response Syntax

```
{
  "OpsItemArn": "string",
  "OpsItemId": "string"
}
```

## Response Elements

If the action is successful, the service sends back an HTTP 200 response.

The following data is returned in JSON format by the service.

### [OpsItemArn](#)

The OpsItem Amazon Resource Name (ARN).

Type: String

Length Constraints: Minimum length of 20. Maximum length of 2048.

Pattern: `arn:(aws[a-zA-Z-]*)?:ssm:[a-z0-9-\\.]{0,63}:[0-9]{12}:opsitem.*`

### [OpsItemId](#)

The ID of the OpsItem.

Type: String

## Errors

For information about the errors that are common to all actions, see [Common Errors](#).

### **InternalServerError**

An error occurred on the server side.

HTTP Status Code: 500

### **OpsItemAccessDeniedException**

You don't have permission to view OpsItems in the specified account. Verify that your account is configured either as a Systems Manager delegated administrator or that you are logged into the AWS Organizations management account.

HTTP Status Code: 400

### **OpsItemAlreadyExistsException**

The OpsItem already exists.

HTTP Status Code: 400

### **OpsItemInvalidParameterException**

A specified parameter argument isn't valid. Verify the available arguments and try again.

HTTP Status Code: 400

### **OpsItemLimitExceededException**

The request caused OpsItems to exceed one or more quotas.

HTTP Status Code: 400

## Examples

### **Example**

This example illustrates one usage of `CreateOpsItem`.



## Sample Request

```
POST / HTTP/1.1
Host: ssm.us-east-2.amazonaws.com
Accept-Encoding: identity
X-Amz-Target: AmazonSSM.CreateOpsItem
Content-Type: application/x-amz-json-1.1
User-Agent: aws-cli/1.17.12 Python/3.6.8 Darwin/18.7.0 botocore/1.14.12
X-Amz-Date: 20240401T161257Z
Authorization: AWS4-HMAC-SHA256 Credential=AKIAIOSFODNN7EXAMPLE/20240401/us-east-2/
ssm/aws4_request,
SignedHeaders=content-type;host;x-amz-date;x-amz-target,
Signature=39c3b3042cd2aEXAMPLE
Content-Length: 80

{
  "Description": "Example Ops Item",
  "Source": "SSM",
  "Title": "DocumentDeleted"
}
```

## Sample Response

```
{{
  "OpsItemId": "oi-1f050EXAMPLE"
}}
```

## See Also

For more information about using this API in one of the language-specific AWS SDKs, see the following:

- [AWS Command Line Interface](#)
- [AWS SDK for .NET](#)
- [AWS SDK for C++](#)
- [AWS SDK for Go v2](#)
- [AWS SDK for Java V2](#)
- [AWS SDK for JavaScript V3](#)
- [AWS SDK for PHP V3](#)

- [AWS SDK for Python](#)
- [AWS SDK for Ruby V3](#)

# CreateOpsMetadata

If you create a new application in Application Manager, AWS Systems Manager calls this API operation to specify information about the new application, including the application type.

## Request Syntax

```
{
  "Metadata": {
    "string": {
      "Value": "string"
    }
  },
  "ResourceId": "string",
  "Tags": [
    {
      "Key": "string",
      "Value": "string"
    }
  ]
}
```

## Request Parameters

For information about the parameters that are common to all actions, see [Common Parameters](#).

The request accepts the following data in JSON format.

### Metadata

Metadata for a new Application Manager application.

Type: String to [MetadataValue](#) object map

Map Entries: Maximum number of 5 items.

Key Length Constraints: Minimum length of 1. Maximum length of 256.

Key Pattern:  $^(?!\\s*$).+$

Required: No

## ResourceId

A resource ID for a new Application Manager application.

Type: String

Length Constraints: Minimum length of 1. Maximum length of 1024.

Pattern: `^(?!\\s*$).+`

Required: Yes

## Tags

Optional metadata that you assign to a resource. You can specify a maximum of five tags for an OpsMetadata object. Tags enable you to categorize a resource in different ways, such as by purpose, owner, or environment. For example, you might want to tag an OpsMetadata object to identify an environment or target AWS Region. In this case, you could specify the following key-value pairs:

- Key=Environment, Value=Production
- Key=Region, Value=us-east-2

Type: Array of [Tag](#) objects

Array Members: Maximum number of 1000 items.

Required: No

## Response Syntax

```
{
  "OpsMetadataArn": "string"
}
```

## Response Elements

If the action is successful, the service sends back an HTTP 200 response.

The following data is returned in JSON format by the service.

## OpsMetadataArn

The Amazon Resource Name (ARN) of the OpsMetadata Object or blob created by the call.

Type: String

Length Constraints: Minimum length of 1. Maximum length of 1011.

Pattern: `arn:(aws[a-zA-Z-]*)?:ssm:[a-z0-9-\.]{0,63}:[a-z0-9-\.]{0,63}:opsmetadata\/([a-zA-Z0-9-_\.\\/]*)`

## Errors

For information about the errors that are common to all actions, see [Common Errors](#).

### **InternalServerError**

An error occurred on the server side.

HTTP Status Code: 500

### **OpsMetadataAlreadyExistsException**

An OpsMetadata object already exists for the selected resource.

HTTP Status Code: 400

### **OpsMetadataInvalidArgumentException**

One of the arguments passed is invalid.

HTTP Status Code: 400

### **OpsMetadataLimitExceededException**

Your account reached the maximum number of OpsMetadata objects allowed by Application Manager. The maximum is 200 OpsMetadata objects. Delete one or more OpsMetadata object and try again.

HTTP Status Code: 400

### **OpsMetadataTooManyUpdatesException**

The system is processing too many concurrent updates. Wait a few moments and try again.

HTTP Status Code: 400

## See Also

For more information about using this API in one of the language-specific AWS SDKs, see the following:

- [AWS Command Line Interface](#)
- [AWS SDK for .NET](#)
- [AWS SDK for C++](#)
- [AWS SDK for Go v2](#)
- [AWS SDK for Java V2](#)
- [AWS SDK for JavaScript V3](#)
- [AWS SDK for PHP V3](#)
- [AWS SDK for Python](#)
- [AWS SDK for Ruby V3](#)

# CreatePatchBaseline

Creates a patch baseline.

## Note

For information about valid key-value pairs in PatchFilters for each supported operating system type, see [PatchFilter](#).

## Request Syntax

```
{
  "ApprovalRules": {
    "PatchRules": [
      {
        "ApproveAfterDays": number,
        "ApproveUntilDate": "string",
        "ComplianceLevel": "string",
        "EnableNonSecurity": boolean,
        "PatchFilterGroup": {
          "PatchFilters": [
            {
              "Key": "string",
              "Values": [ "string" ]
            }
          ]
        }
      ]
    }
  },
  "ApprovedPatches": [ "string" ],
  "ApprovedPatchesComplianceLevel": "string",
  "ApprovedPatchesEnableNonSecurity": boolean,
  "ClientToken": "string",
  "Description": "string",
  "GlobalFilters": {
    "PatchFilters": [
      {
        "Key": "string",
        "Values": [ "string" ]
      }
    ]
  }
}
```

```
    ]
  },
  "Name": "string",
  "OperatingSystem": "string",
  "RejectedPatches": [ "string" ],
  "RejectedPatchesAction": "string",
  "Sources": [
    {
      "Configuration": "string",
      "Name": "string",
      "Products": [ "string" ]
    }
  ],
  "Tags": [
    {
      "Key": "string",
      "Value": "string"
    }
  ]
}
```

## Request Parameters

For information about the parameters that are common to all actions, see [Common Parameters](#).

The request accepts the following data in JSON format.

### [ApprovalRules](#)

A set of rules used to include patches in the baseline.

Type: [PatchRuleGroup](#) object

Required: No

### [ApprovedPatches](#)

A list of explicitly approved patches for the baseline.

For information about accepted formats for lists of approved patches and rejected patches, see [Package name formats for approved and rejected patch lists](#) in the *AWS Systems Manager User Guide*.

Type: Array of strings



Array Members: Minimum number of 0 items. Maximum number of 50 items.

Length Constraints: Minimum length of 1. Maximum length of 100.

Required: No

### ApprovedPatchesComplianceLevel

Defines the compliance level for approved patches. When an approved patch is reported as missing, this value describes the severity of the compliance violation. The default value is UNSPECIFIED.

Type: String

Valid Values: CRITICAL | HIGH | MEDIUM | LOW | INFORMATIONAL | UNSPECIFIED

Required: No

### ApprovedPatchesEnableNonSecurity

Indicates whether the list of approved patches includes non-security updates that should be applied to the managed nodes. The default value is false. Applies to Linux managed nodes only.

Type: Boolean

Required: No

### ClientToken

User-provided idempotency token.

Type: String

Length Constraints: Minimum length of 1. Maximum length of 64.

Required: No

### Description

A description of the patch baseline.

Type: String

Length Constraints: Minimum length of 1. Maximum length of 1024.

Required: No

## GlobalFilters

A set of global filters used to include patches in the baseline.

### Important

The `GlobalFilters` parameter can be configured only by using the AWS CLI or an AWS SDK. It can't be configured from the Patch Manager console, and its value isn't displayed in the console.

Type: [PatchFilterGroup](#) object

Required: No

## Name

The name of the patch baseline.

Type: String

Length Constraints: Minimum length of 3. Maximum length of 128.

Pattern: `^[a-zA-Z0-9_\-\.\-]{3,128}$`

Required: Yes

## OperatingSystem

Defines the operating system the patch baseline applies to. The default value is `WINDOWS`.

Type: String

Valid Values: `WINDOWS` | `AMAZON_LINUX` | `AMAZON_LINUX_2` | `AMAZON_LINUX_2022` | `UBUNTU` | `REDHAT_ENTERPRISE_LINUX` | `SUSE` | `CENTOS` | `ORACLE_LINUX` | `DEBIAN` | `MACOS` | `RASPBIAN` | `ROCKY_LINUX` | `ALMA_LINUX` | `AMAZON_LINUX_2023`

Required: No

## RejectedPatches

A list of explicitly rejected patches for the baseline.

For information about accepted formats for lists of approved patches and rejected patches, see [Package name formats for approved and rejected patch lists](#) in the *AWS Systems Manager User Guide*.

Type: Array of strings

Array Members: Minimum number of 0 items. Maximum number of 50 items.

Length Constraints: Minimum length of 1. Maximum length of 100.

Required: No

## RejectedPatchesAction

The action for Patch Manager to take on patches included in the RejectedPackages list.

ALLOW\_AS\_DEPENDENCY

**Linux and macOS:** A package in the rejected patches list is installed only if it is a dependency of another package. It is considered compliant with the patch baseline, and its status is reported as `INSTALLED_OTHER`. This is the default action if no option is specified.

**Windows Server:** Windows Server doesn't support the concept of package dependencies. If a package in the rejected patches list and already installed on the node, its status is reported as `INSTALLED_OTHER`. Any package not already installed on the node is skipped. This is the default action if no option is specified.

BLOCK

**All OSs:** Packages in the rejected patches list, and packages that include them as dependencies, aren't installed by Patch Manager under any circumstances. If a package was installed before it was added to the rejected patches list, or is installed outside of Patch Manager afterward, it's considered noncompliant with the patch baseline and its status is reported as `INSTALLED_REJECTED`.

Type: String

Valid Values: ALLOW\_AS\_DEPENDENCY | BLOCK

Required: No

## Sources

Information about the patches to use to update the managed nodes, including target operating systems and source repositories. Applies to Linux managed nodes only.

Type: Array of [PatchSource](#) objects

Array Members: Minimum number of 0 items. Maximum number of 20 items.

Required: No

## Tags

Optional metadata that you assign to a resource. Tags enable you to categorize a resource in different ways, such as by purpose, owner, or environment. For example, you might want to tag a patch baseline to identify the severity level of patches it specifies and the operating system family it applies to. In this case, you could specify the following key-value pairs:

- Key=PatchSeverity, Value=Critical
- Key=OS, Value=Windows

### Note

To add tags to an existing patch baseline, use the [AddTagsToResource](#) operation.

Type: Array of [Tag](#) objects

Array Members: Maximum number of 1000 items.

Required: No

## Response Syntax

```
{
  "BaselineId": "string"
}
```

## Response Elements

If the action is successful, the service sends back an HTTP 200 response.

The following data is returned in JSON format by the service.

## **BaselineId**

The ID of the created patch baseline.

Type: String

Length Constraints: Minimum length of 20. Maximum length of 128.

Pattern: `^[a-zA-Z0-9_\- :/]{20,128}$`

## **Errors**

For information about the errors that are common to all actions, see [Common Errors](#).

### **IdempotentParameterMismatch**

Error returned when an idempotent operation is retried and the parameters don't match the original call to the API with the same idempotency token.

HTTP Status Code: 400

### **InternalServerError**

An error occurred on the server side.

HTTP Status Code: 500

### **ResourceLimitExceededException**

Error returned when the caller has exceeded the default resource quotas. For example, too many maintenance windows or patch baselines have been created.

For information about resource quotas in Systems Manager, see [Systems Manager service quotas](#) in the *Amazon Web Services General Reference*.

HTTP Status Code: 400

## **Examples**

### **Example**

This example illustrates one usage of `CreatePatchBaseline`.

## Sample Request

```
POST / HTTP/1.1
Host: ssm.us-east-2.amazonaws.com
Accept-Encoding: identity
Content-Length: 461
X-Amz-Target: AmazonSSM.CreatePatchBaseline
X-Amz-Date: 20240309T022356Z
User-Agent: aws-cli/1.11.180 Python/2.7.9 Windows/8 botocore/1.7.38
Content-Type: application/x-amz-json-1.1
Authorization: AWS4-HMAC-SHA256 Credential=AKIAIOSFODNN7EXAMPLE/20240309/us-east-2/ssm/
aws4_request,
SignedHeaders=content-type;host;x-amz-date;x-amz-target, Signature=39c3b3042cd2aEXAMPLE

{
  "Description": "Baseline containing all updates approved for production systems",
  "ApprovalRules": {
    "PatchRules": [
      {
        "PatchFilterGroup": {
          "PatchFilters": [
            {
              "Values": [
                "Critical",
                "Important",
                "Moderate"
              ],
              "Key": "MSRC_SEVERITY"
            },
            {
              "Values": [
                "SecurityUpdates",
                "Updates",
                "UpdateRollups",
                "CriticalUpdates"
              ],
              "Key": "CLASSIFICATION"
            }
          ]
        },
        "ApproveAfterDays": 7,
        "ApproveUntilDate": "",
        "EnableNonSecurity": true,
        "ComplianceLevel": "MEDIUM"
      }
    ]
  }
}
```

```
    }
  ]
},
"Name": "my-Windows-Server-patch-baseline",
"OperatingSystem": "WINDOWS",
"ClientToken": "aa1b2cde-27e3-42ff-9cac-99380EXAMPLE"
}
```

## Sample Response

```
{
  "BaselineId": "pb-0c10e65780EXAMPLE"
}
```

## See Also

For more information about using this API in one of the language-specific AWS SDKs, see the following:

- [AWS Command Line Interface](#)
- [AWS SDK for .NET](#)
- [AWS SDK for C++](#)
- [AWS SDK for Go v2](#)
- [AWS SDK for Java V2](#)
- [AWS SDK for JavaScript V3](#)
- [AWS SDK for PHP V3](#)
- [AWS SDK for Python](#)
- [AWS SDK for Ruby V3](#)

# CreateResourceDataSync

A resource data sync helps you view data from multiple sources in a single location. AWS Systems Manager offers two types of resource data sync: `SyncToDestination` and `SyncFromSource`.

You can configure Systems Manager Inventory to use the `SyncToDestination` type to synchronize Inventory data from multiple AWS Regions to a single Amazon Simple Storage Service (Amazon S3) bucket. For more information, see [Creating a resource data sync for Inventory](#) in the *AWS Systems Manager User Guide*.

You can configure Systems Manager Explorer to use the `SyncFromSource` type to synchronize operational work items (OpsItems) and operational data (OpsData) from multiple AWS Regions to a single Amazon S3 bucket. This type can synchronize OpsItems and OpsData from multiple AWS accounts and AWS Regions or `EntireOrganization` by using AWS Organizations. For more information, see [Setting up Systems Manager Explorer to display data from multiple accounts and Regions](#) in the *AWS Systems Manager User Guide*.

A resource data sync is an asynchronous operation that returns immediately. After a successful initial sync is completed, the system continuously syncs data. To check the status of a sync, use the [ListResourceDataSync](#).

## Note

By default, data isn't encrypted in Amazon S3. We strongly recommend that you enable encryption in Amazon S3 to ensure secure data storage. We also recommend that you secure access to the Amazon S3 bucket by creating a restrictive bucket policy.

## Request Syntax

```
{
  "S3Destination": {
    "AWSKMSKeyARN": "string",
    "BucketName": "string",
    "DestinationDataSharing": {
      "DestinationDataSharingType": "string"
    },
    "Prefix": "string",
    "Region": "string",
```



```
    "SyncFormat": "string"
  },
  "SyncName": "string",
  "SyncSource": {
    "AwsOrganizationsSource": {
      "OrganizationalUnits": [
        {
          "OrganizationalUnitId": "string"
        }
      ],
      "OrganizationSourceType": "string"
    },
    "EnableAllOpsDataSources": boolean,
    "IncludeFutureRegions": boolean,
    "SourceRegions": [ "string" ],
    "SourceType": "string"
  },
  "SyncType": "string"
}
```

## Request Parameters

For information about the parameters that are common to all actions, see [Common Parameters](#).

The request accepts the following data in JSON format.

### S3Destination

Amazon S3 configuration details for the sync. This parameter is required if the SyncType value is SyncToDestination.

Type: [ResourceDataSyncS3Destination](#) object

Required: No

### SyncName

A name for the configuration.

Type: String

Length Constraints: Minimum length of 1. Maximum length of 64.

Required: Yes

## **SyncSource**

Specify information about the data sources to synchronize. This parameter is required if the `SyncType` value is `SyncFromSource`.

Type: [ResourceDataSyncSource](#) object

Required: No

## **SyncType**

Specify `SyncToDestination` to create a resource data sync that synchronizes data to an S3 bucket for Inventory. If you specify `SyncToDestination`, you must provide a value for `S3Destination`. Specify `SyncFromSource` to synchronize data from a single account and multiple Regions, or multiple AWS accounts and AWS Regions, as listed in AWS Organizations for Explorer. If you specify `SyncFromSource`, you must provide a value for `SyncSource`. The default value is `SyncToDestination`.

Type: String

Length Constraints: Minimum length of 1. Maximum length of 64.

Required: No

## **Response Elements**

If the action is successful, the service sends back an HTTP 200 response with an empty HTTP body.

## **Errors**

For information about the errors that are common to all actions, see [Common Errors](#).

### **InternalServerError**

An error occurred on the server side.

HTTP Status Code: 500

### **ResourceDataSyncAlreadyExistsException**

A sync configuration with the same name already exists.

HTTP Status Code: 400

## ResourceDataSyncCountExceededException

You have exceeded the allowed maximum sync configurations.

HTTP Status Code: 400

## ResourceDataSyncInvalidConfigurationException

The specified sync configuration is invalid.

HTTP Status Code: 400

## Examples

### Example

This example illustrates one usage of `CreateResourceDataSync`.

### Sample Request

```
POST / HTTP/1.1
Host: ssm.us-east-2.amazonaws.com
Accept-Encoding: identity
X-Amz-Target: AmazonSSM.CreateResourceDataSync
Content-Type: application/x-amz-json-1.1
User-Agent: aws-cli/1.17.12 Python/3.6.8 Darwin/18.7.0 botocore/1.14.12
X-Amz-Date: 20240327T173437Z
Authorization: AWS4-HMAC-SHA256 Credential=AKIAIOSFODNN7EXAMPLE/20240327/us-east-2/ssm/
aws4_request,
SignedHeaders=content-type;host;x-amz-date;x-amz-target, Signature=39c3b3042cd2aEXAMPLE
Content-Length: 186

{
  "SyncName": "Example",
  "S3Destination": {
    "BucketName": "amzn-s3-demo-bucket",
    "Prefix": "amzn-s3-demo-bucket-prefix",
    "SyncFormat": "JsonSerDe",
    "Region": "us-east-2"
  },
  "SyncType": "SyncToDestination"
}
```

## Sample Response

```
{ }
```

## See Also

For more information about using this API in one of the language-specific AWS SDKs, see the following:

- [AWS Command Line Interface](#)
- [AWS SDK for .NET](#)
- [AWS SDK for C++](#)
- [AWS SDK for Go v2](#)
- [AWS SDK for Java V2](#)
- [AWS SDK for JavaScript V3](#)
- [AWS SDK for PHP V3](#)
- [AWS SDK for Python](#)
- [AWS SDK for Ruby V3](#)

# DeleteActivation

Deletes an activation. You aren't required to delete an activation. If you delete an activation, you can no longer use it to register additional managed nodes. Deleting an activation doesn't de-register managed nodes. You must manually de-register managed nodes.

## Request Syntax

```
{
  "ActivationId": "string"
}
```

## Request Parameters

For information about the parameters that are common to all actions, see [Common Parameters](#).

The request accepts the following data in JSON format.

### [ActivationId](#)

The ID of the activation that you want to delete.

Type: String

Pattern: `^[0-9a-f]{8}-[0-9a-f]{4}-[0-9a-f]{4}-[0-9a-f]{4}-[0-9a-f]{12}$`

Required: Yes

## Response Elements

If the action is successful, the service sends back an HTTP 200 response with an empty HTTP body.

## Errors

For information about the errors that are common to all actions, see [Common Errors](#).

### **InternalServerError**

An error occurred on the server side.

HTTP Status Code: 500

## InvalidActivation

The activation isn't valid. The activation might have been deleted, or the ActivationId and the ActivationCode don't match.

HTTP Status Code: 400

## InvalidActivationId

The activation ID isn't valid. Verify the you entered the correct ActivationId or ActivationCode and try again.

HTTP Status Code: 400

## TooManyUpdates

There are concurrent updates for a resource that supports one update at a time.

HTTP Status Code: 400

## Examples

### Example

This example illustrates one usage of DeleteActivation.

### Sample Request

```
POST / HTTP/1.1
Host: ssm.us-east-2.amazonaws.com
Accept-Encoding: identity
X-Amz-Target: AmazonSSM.DeleteActivation
Content-Type: application/x-amz-json-1.1
User-Agent: aws-cli/1.17.12 Python/3.6.8 Darwin/18.7.0 botocore/1.14.12
X-Amz-Date: 20240324T151218Z
Authorization: AWS4-HMAC-SHA256 Credential=AKIAIOSFODNN7EXAMPLE/20240324/us-east-2/ssm/
aws4_request,
SignedHeaders=content-type;host;x-amz-date;x-amz-target, Signature=39c3b3042cd2aEXAMPLE
Content-Length: 56

{
  "ActivationId": "e488f2f6-e686-4afb-8a04-ef6dfEXAMPLE"
}
```

## Sample Response

```
{ }
```

## See Also

For more information about using this API in one of the language-specific AWS SDKs, see the following:

- [AWS Command Line Interface](#)
- [AWS SDK for .NET](#)
- [AWS SDK for C++](#)
- [AWS SDK for Go v2](#)
- [AWS SDK for Java V2](#)
- [AWS SDK for JavaScript V3](#)
- [AWS SDK for PHP V3](#)
- [AWS SDK for Python](#)
- [AWS SDK for Ruby V3](#)

# DeleteAssociation

Disassociates the specified AWS Systems Manager document (SSM document) from the specified managed node. If you created the association by using the `Targets` parameter, then you must delete the association by using the association ID.

When you disassociate a document from a managed node, it doesn't change the configuration of the node. To change the configuration state of a managed node after you disassociate a document, you must create a new document with the desired configuration and associate it with the node.

## Request Syntax

```
{
  "AssociationId": "string",
  "InstanceId": "string",
  "Name": "string"
}
```

## Request Parameters

For information about the parameters that are common to all actions, see [Common Parameters](#).

The request accepts the following data in JSON format.

### AssociationId

The association ID that you want to delete.

Type: String

Pattern: `[0-9a-fA-F]{8}-[0-9a-fA-F]{4}-[0-9a-fA-F]{4}-[0-9a-fA-F]{4}-[0-9a-fA-F]{12}`

Required: No

### InstanceId

The managed node ID.

#### Note

`InstanceId` has been deprecated. To specify a managed node ID for an association, use the `Targets` parameter. Requests that include the parameter `InstanceID`



with Systems Manager documents (SSM documents) that use schema version 2.0 or later will fail. In addition, if you use the parameter `InstanceId`, you can't use the parameters `AssociationName`, `DocumentVersion`, `MaxErrors`, `MaxConcurrency`, `OutputLocation`, or `ScheduleExpression`. To use these parameters, you must use the `Targets` parameter.

Type: String

Pattern: `(^i-(\w{8}|\w{17}))$|^mi-\w{17}$`

Required: No

### Name

The name of the SSM document.

Type: String

Pattern: `^[a-zA-Z0-9_\-. :/]{3,128}$`

Required: No

## Response Elements

If the action is successful, the service sends back an HTTP 200 response with an empty HTTP body.

## Errors

For information about the errors that are common to all actions, see [Common Errors](#).

### **AssociationDoesNotExist**

The specified association doesn't exist.

HTTP Status Code: 400

### **InternalServerError**

An error occurred on the server side.

HTTP Status Code: 500

## InvalidDocument

The specified SSM document doesn't exist.

HTTP Status Code: 400

## InvalidInstanceId

The following problems can cause this exception:

- You don't have permission to access the managed node.
- AWS Systems Manager Agent (SSM Agent) isn't running. Verify that SSM Agent is running.
- SSM Agent isn't registered with the SSM endpoint. Try reinstalling SSM Agent.
- The managed node isn't in a valid state. Valid states are: Running, Pending, Stopped, and Stopping. Invalid states are: Shutting-down and Terminated.

HTTP Status Code: 400

## TooManyUpdates

There are concurrent updates for a resource that supports one update at a time.

HTTP Status Code: 400

## Examples

### Example

This example illustrates one usage of DeleteAssociation.

### Sample Request

```
POST / HTTP/1.1
Host: ssm.us-east-2.amazonaws.com
Accept-Encoding: identity
X-Amz-Target: AmazonSSM.DeleteAssociation
Content-Type: application/x-amz-json-1.1
User-Agent: aws-cli/1.17.12 Python/3.6.8 Darwin/18.7.0 botocore/1.14.12
X-Amz-Date: 20240324T150348Z
Authorization: AWS4-HMAC-SHA256 Credential=AKIAIOSFODNN7EXAMPLE/20240324/us-east-2/ssm/
aws4_request,
SignedHeaders=content-type;host;x-amz-date;x-amz-target, Signature=39c3b3042cd2aEXAMPLE
Content-Length: 57
```

```
{
  "AssociationId": "33858bec-0c55-4547-a054-eb5fcEXAMPLE"
}
```

## Sample Response

```
{}
```

## See Also

For more information about using this API in one of the language-specific AWS SDKs, see the following:

- [AWS Command Line Interface](#)
- [AWS SDK for .NET](#)
- [AWS SDK for C++](#)
- [AWS SDK for Go v2](#)
- [AWS SDK for Java V2](#)
- [AWS SDK for JavaScript V3](#)
- [AWS SDK for PHP V3](#)
- [AWS SDK for Python](#)
- [AWS SDK for Ruby V3](#)

# DeleteDocument

Deletes the AWS Systems Manager document (SSM document) and all managed node associations to the document.

Before you delete the document, we recommend that you use [DeleteAssociation](#) to disassociate all managed nodes that are associated with the document.

## Request Syntax

```
{
  "DocumentVersion": "string",
  "Force": boolean,
  "Name": "string",
  "VersionName": "string"
}
```

## Request Parameters

For information about the parameters that are common to all actions, see [Common Parameters](#).

The request accepts the following data in JSON format.

### DocumentVersion

The version of the document that you want to delete. If not provided, all versions of the document are deleted.

Type: String

Pattern: ( $[\$]LATEST$  |  $[\$]DEFAULT$  |  $^[1-9][0-9]*$ )

Required: No

### Force

Some SSM document types require that you specify a Force flag before you can delete the document. For example, you must specify a Force flag to delete a document of type `ApplicationConfigurationSchema`. You can restrict access to the Force flag in an AWS Identity and Access Management (IAM) policy.

Type: Boolean

Required: No

### Name

The name of the document.

Type: String

Pattern: `^[a-zA-Z0-9_\-]{3,128}$`

Required: Yes

### VersionName

The version name of the document that you want to delete. If not provided, all versions of the document are deleted.

Type: String

Pattern: `^[a-zA-Z0-9_\-]{1,128}$`

Required: No

## Response Elements

If the action is successful, the service sends back an HTTP 200 response with an empty HTTP body.

## Errors

For information about the errors that are common to all actions, see [Common Errors](#).

### **AssociatedInstances**

You must disassociate a document from all managed nodes before you can delete it.

HTTP Status Code: 400

### **InternalServerError**

An error occurred on the server side.

HTTP Status Code: 500

### **InvalidDocument**

The specified SSM document doesn't exist.

HTTP Status Code: 400

## InvalidDocumentOperation

You attempted to delete a document while it is still shared. You must stop sharing the document before you can delete it.

HTTP Status Code: 400

## Examples

### Example

This example illustrates one usage of DeleteDocument.

### Sample Request

```
POST / HTTP/1.1
Host: ssm.us-east-2.amazonaws.com
Accept-Encoding: identity
X-Amz-Target: AmazonSSM.DeleteDocument
Content-Type: application/x-amz-json-1.1
User-Agent: aws-cli/1.17.12 Python/3.6.8 Darwin/18.7.0 boto3/1.14.12
X-Amz-Date: 20240324T151532Z
Authorization: AWS4-HMAC-SHA256 Credential=AKIAIOSFODNN7EXAMPLE/20240324/us-east-2/ssm/
aws4_request,
SignedHeaders=content-type;host;x-amz-date;x-amz-target, Signature=39c3b3042cd2aEXAMPLE
Content-Length: 19

{
  "Name": "Example"
}
```

### Sample Response

```
{}
```

## See Also

For more information about using this API in one of the language-specific AWS SDKs, see the following:

- [AWS Command Line Interface](#)
- [AWS SDK for .NET](#)
- [AWS SDK for C++](#)
- [AWS SDK for Go v2](#)
- [AWS SDK for Java V2](#)
- [AWS SDK for JavaScript V3](#)
- [AWS SDK for PHP V3](#)
- [AWS SDK for Python](#)
- [AWS SDK for Ruby V3](#)

# DeleteInventory

Delete a custom inventory type or the data associated with a custom Inventory type. Deleting a custom inventory type is also referred to as deleting a custom inventory schema.

## Request Syntax

```
{
  "ClientToken": "string",
  "DryRun": boolean,
  "SchemaDeleteOption": "string",
  "TypeName": "string"
}
```

## Request Parameters

For information about the parameters that are common to all actions, see [Common Parameters](#).

The request accepts the following data in JSON format.

### ClientToken

User-provided idempotency token.

Type: String

Pattern: [a-f0-9]{8}-[a-f0-9]{4}-[a-f0-9]{4}-[a-f0-9]{4}-[a-f0-9]{12}

Required: No

### DryRun

Use this option to view a summary of the deletion request without deleting any data or the data type. This option is useful when you only want to understand what will be deleted. Once you validate that the data to be deleted is what you intend to delete, you can run the same command without specifying the DryRun option.

Type: Boolean

Required: No



## SchemaDeleteOption

Use the `SchemaDeleteOption` to delete a custom inventory type (schema). If you don't choose this option, the system only deletes existing inventory data associated with the custom inventory type. Choose one of the following options:

**DisableSchema:** If you choose this option, the system ignores all inventory data for the specified version, and any earlier versions. To enable this schema again, you must call the `PutInventory` operation for a version greater than the disabled version.

**DeleteSchema:** This option deletes the specified custom type from the Inventory service. You can recreate the schema later, if you want.

Type: String

Valid Values: `DisableSchema` | `DeleteSchema`

Required: No

## TypeName

The name of the custom inventory type for which you want to delete either all previously collected data or the inventory type itself.

Type: String

Length Constraints: Minimum length of 1. Maximum length of 100.

Pattern: `^(AWS|Custom):.*$`

Required: Yes

## Response Syntax

```
{
  "DeletionId": "string",
  "DeletionSummary": {
    "RemainingCount": number,
    "SummaryItems": [
      {
        "Count": number,
        "RemainingCount": number,
        "Version": "string"
      }
    ]
  }
}
```

```
    }
  ],
  "TotalCount": number
},
"TypeName": "string"
}
```

## Response Elements

If the action is successful, the service sends back an HTTP 200 response.

The following data is returned in JSON format by the service.

### DeletionId

Every DeleteInventory operation is assigned a unique ID. This option returns a unique ID. You can use this ID to query the status of a delete operation. This option is useful for ensuring that a delete operation has completed before you begin other operations.

Type: String

Pattern: `[a-f0-9]{8}-[a-f0-9]{4}-[a-f0-9]{4}-[a-f0-9]{4}-[a-f0-9]{12}`

### DeletionSummary

A summary of the delete operation. For more information about this summary, see [Deleting custom inventory](#) in the *AWS Systems Manager User Guide*.

Type: [InventoryDeletionSummary](#) object

### TypeName

The name of the inventory data type specified in the request.

Type: String

Length Constraints: Minimum length of 1. Maximum length of 100.

Pattern: `^(AWS|Custom):.*$`

## Errors

For information about the errors that are common to all actions, see [Common Errors](#).

## InternalServerError

An error occurred on the server side.

HTTP Status Code: 500

## InvalidDeleteInventoryParametersException

One or more of the parameters specified for the delete operation isn't valid. Verify all parameters and try again.

HTTP Status Code: 400

## InvalidInventoryRequestException

The request isn't valid.

HTTP Status Code: 400

## InvalidOptionException

The delete inventory option specified isn't valid. Verify the option and try again.

HTTP Status Code: 400

## InvalidTypeNameException

The parameter type name isn't valid.

HTTP Status Code: 400

## Examples

### Example

This example illustrates one usage of DeleteInventory.

### Sample Request

```
POST / HTTP/1.1
Host: ssm.us-west-2.amazonaws.com
Accept-Encoding: identity
X-Amz-Target: AmazonSSM.DeleteInventory
Content-Type: application/x-amz-json-1.1
```

```
User-Agent: aws-cli/2.2.25 Python/3.8.8 Windows/10 exe/AMD64 prompt/off command/
ssm.delete-inventory
X-Amz-Date: 20240809T230226Z
Authorization: AWS4-HMAC-SHA256 Credential=AKIAIOSFODNN7EXAMPLE/20240809/us-west-2/ssm/
aws4_request,
SignedHeaders=content-type;host;x-amz-date;x-amz-target, Signature39c3b3042cd2aEXAMPLE
Content-Length: 124

{
  "TypeName": "Custom:RackInfo",
  "SchemaDeleteOption": "DeleteSchema",
  "ClientToken": "a7d4972c-ab3e-4b9a-b5c0-d5aExample"
}
```

## Sample Response

```
{
  "DeletionId": "5bc2ba3b-ee6a-40fa-8d09-5e5Example",
  "DeletionSummary": {
    "RemainingCount": 1,
    "SummaryItems": [
      {
        "Count": 1,
        "RemainingCount": 1,
        "Version": "1.0"
      }
    ],
    "TotalCount": 1
  },
  "TypeName": "Custom:RackInfo"
}
```

## See Also

For more information about using this API in one of the language-specific AWS SDKs, see the following:

- [AWS Command Line Interface](#)
- [AWS SDK for .NET](#)
- [AWS SDK for C++](#)
- [AWS SDK for Go v2](#)

- [AWS SDK for Java V2](#)
- [AWS SDK for JavaScript V3](#)
- [AWS SDK for PHP V3](#)
- [AWS SDK for Python](#)
- [AWS SDK for Ruby V3](#)

# DeleteMaintenanceWindow

Deletes a maintenance window.

## Request Syntax

```
{  
  "WindowId": "string"  
}
```

## Request Parameters

For information about the parameters that are common to all actions, see [Common Parameters](#).

The request accepts the following data in JSON format.

### WindowId

The ID of the maintenance window to delete.

Type: String

Length Constraints: Fixed length of 20.

Pattern: `^mw-[0-9a-f]{17}$`

Required: Yes

## Response Syntax

```
{  
  "WindowId": "string"  
}
```

## Response Elements

If the action is successful, the service sends back an HTTP 200 response.

The following data is returned in JSON format by the service.

## WindowId

The ID of the deleted maintenance window.

Type: String

Length Constraints: Fixed length of 20.

Pattern: `^mw-[0-9a-f]{17}$`

## Errors

For information about the errors that are common to all actions, see [Common Errors](#).

### InternalServerError

An error occurred on the server side.

HTTP Status Code: 500

## Examples

### Example

This example illustrates one usage of `DeleteMaintenanceWindow`.

### Sample Request

```
POST / HTTP/1.1
Host: ssm.us-east-2.amazonaws.com
Accept-Encoding: identity
Content-Length: 36
X-Amz-Target: AmazonSSM.DeleteMaintenanceWindow
X-Amz-Date: 20240312T210257Z
User-Agent: aws-cli/1.11.180 Python/2.7.9 Windows/8 botocore/1.7.38
Content-Type: application/x-amz-json-1.1
Authorization: AWS4-HMAC-SHA256 Credential=AKIAIOSFODNN7EXAMPLE/20240312/us-east-2/ssm/
aws4_request,
SignedHeaders=content-type;host;x-amz-date;x-amz-target, Signature=39c3b3042cd2aEXAMPLE
{
```

```
"WindowId": "mw-0c50858d01EXAMPLE"  
}
```

## Sample Response

```
{  
  "WindowId": "mw-0c50858d01EXAMPLE"  
}
```

## See Also

For more information about using this API in one of the language-specific AWS SDKs, see the following:

- [AWS Command Line Interface](#)
- [AWS SDK for .NET](#)
- [AWS SDK for C++](#)
- [AWS SDK for Go v2](#)
- [AWS SDK for Java V2](#)
- [AWS SDK for JavaScript V3](#)
- [AWS SDK for PHP V3](#)
- [AWS SDK for Python](#)
- [AWS SDK for Ruby V3](#)



# DeleteOpsItem

Delete an OpsItem. You must have permission in AWS Identity and Access Management (IAM) to delete an OpsItem.

## Important

Note the following important information about this operation.

- Deleting an OpsItem is irreversible. You can't restore a deleted OpsItem.
- This operation uses an *eventual consistency model*, which means the system can take a few minutes to complete this operation. If you delete an OpsItem and immediately call, for example, [GetOpsItem](#), the deleted OpsItem might still appear in the response.
- This operation is idempotent. The system doesn't throw an exception if you repeatedly call this operation for the same OpsItem. If the first call is successful, all additional calls return the same successful response as the first call.
- This operation doesn't support cross-account calls. A delegated administrator or management account can't delete OpsItems in other accounts, even if OpsCenter has been set up for cross-account administration. For more information about cross-account administration, see [Setting up OpsCenter to centrally manage OpsItems across accounts](#) in the *Systems Manager User Guide*.

## Request Syntax

```
{
  "OpsItemId": "string"
}
```

## Request Parameters

For information about the parameters that are common to all actions, see [Common Parameters](#).

The request accepts the following data in JSON format.

### [OpsItemId](#)

The ID of the OpsItem that you want to delete.

Type: String

Pattern: `^(oi)-[0-9a-f]{12}$`

Required: Yes

## Response Elements

If the action is successful, the service sends back an HTTP 200 response with an empty HTTP body.

## Errors

For information about the errors that are common to all actions, see [Common Errors](#).

### InternalServerError

An error occurred on the server side.

HTTP Status Code: 500

### OpsItemInvalidParameterException

A specified parameter argument isn't valid. Verify the available arguments and try again.

HTTP Status Code: 400

## Examples

### Example

This example illustrates one usage of DeleteOpsItem.

### Sample Request

```
POST / HTTP/1.1
Host: ssm.us-east-2.amazonaws.com
Accept-Encoding: identity
X-Amz-Target: AmazonSSM.DeleteOpsItem
Content-Type: application/x-amz-json-1.1
User-Agent: aws-cli/1.17.12 Python/3.6.8 Darwin/18.7.0 botocore/1.14.12
X-Amz-Date: 20240324T151532Z
```

```
Authorization: AWS4-HMAC-SHA256 Credential=AKIAIOSFODNN7EXAMPLE/20240324/us-east-2/ssm/
aws4_request,
SignedHeaders=content-type;host;x-amz-date;x-amz-target, Signature=39c3b3042cd2aEXAMPLE
Content-Length: 19
```

```
{
  "OpsItemId": "oi-abcdef12345"
}
```

## Sample Response

```
{}
```

## See Also

For more information about using this API in one of the language-specific AWS SDKs, see the following:

- [AWS Command Line Interface](#)
- [AWS SDK for .NET](#)
- [AWS SDK for C++](#)
- [AWS SDK for Go v2](#)
- [AWS SDK for Java V2](#)
- [AWS SDK for JavaScript V3](#)
- [AWS SDK for PHP V3](#)
- [AWS SDK for Python](#)
- [AWS SDK for Ruby V3](#)

# DeleteOpsMetadata

Delete OpsMetadata related to an application.

## Request Syntax

```
{  
  "OpsMetadataArn": "string"  
}
```

## Request Parameters

For information about the parameters that are common to all actions, see [Common Parameters](#).

The request accepts the following data in JSON format.

### [OpsMetadataArn](#)

The Amazon Resource Name (ARN) of an OpsMetadata Object to delete.

Type: String

Length Constraints: Minimum length of 1. Maximum length of 1011.

Pattern: `arn:(aws[a-zA-Z-]*)?:ssm:[a-z0-9-\.]{{0,63}}:[a-z0-9-\.]{{0,63}}:opsmetadata\/([a-zA-Z0-9-_\.\-\/]*)`

Required: Yes

## Response Elements

If the action is successful, the service sends back an HTTP 200 response with an empty HTTP body.

## Errors

For information about the errors that are common to all actions, see [Common Errors](#).

### InternalServerError

An error occurred on the server side.

HTTP Status Code: 500

### **OpsMetadataInvalidArgumentException**

One of the arguments passed is invalid.

HTTP Status Code: 400

### **OpsMetadataNotFoundException**

The OpsMetadata object doesn't exist.

HTTP Status Code: 400

## **See Also**

For more information about using this API in one of the language-specific AWS SDKs, see the following:

- [AWS Command Line Interface](#)
- [AWS SDK for .NET](#)
- [AWS SDK for C++](#)
- [AWS SDK for Go v2](#)
- [AWS SDK for Java V2](#)
- [AWS SDK for JavaScript V3](#)
- [AWS SDK for PHP V3](#)
- [AWS SDK for Python](#)
- [AWS SDK for Ruby V3](#)

# DeleteParameter

Delete a parameter from the system. After deleting a parameter, wait for at least 30 seconds to create a parameter with the same name.

## Request Syntax

```
{  
  "Name": "string"  
}
```

## Request Parameters

For information about the parameters that are common to all actions, see [Common Parameters](#).

The request accepts the following data in JSON format.

### Name

The name of the parameter to delete.

#### Note

You can't enter the Amazon Resource Name (ARN) for a parameter, only the parameter name itself.

Type: String

Length Constraints: Minimum length of 1. Maximum length of 2048.

Required: Yes

## Response Elements

If the action is successful, the service sends back an HTTP 200 response with an empty HTTP body.

## Errors

For information about the errors that are common to all actions, see [Common Errors](#).

## InternalServerError

An error occurred on the server side.

HTTP Status Code: 500

## ParameterNotFound

The parameter couldn't be found. Verify the name and try again.

HTTP Status Code: 400

## Examples

### Example

This example illustrates one usage of DeleteParameter.

### Sample Request

```
POST / HTTP/1.1
Host: ssm.us-east-2.amazonaws.com
Accept-Encoding: identity
Content-Length: 28
X-Amz-Target: AmazonSSM.DeleteParameter
X-Amz-Date: 20240316T010702Z
User-Agent: aws-cli/1.11.180 Python/2.7.9 Windows/8 botocore/1.7.38
Content-Type: application/x-amz-json-1.1
Authorization: AWS4-HMAC-SHA256 Credential=AKIAIOSFODNN7EXAMPLE/20240316/us-east-2/ssm/
aws4_request,
SignedHeaders=content-type;host;x-amz-date;x-amz-target, Signature=39c3b3042cd2aEXAMPLE

{
  "Name": "EC2DevServerType"
}
```

### Sample Response

```
{}
```

## See Also

For more information about using this API in one of the language-specific AWS SDKs, see the following:

- [AWS Command Line Interface](#)
- [AWS SDK for .NET](#)
- [AWS SDK for C++](#)
- [AWS SDK for Go v2](#)
- [AWS SDK for Java V2](#)
- [AWS SDK for JavaScript V3](#)
- [AWS SDK for PHP V3](#)
- [AWS SDK for Python](#)
- [AWS SDK for Ruby V3](#)



# DeleteParameters

Delete a list of parameters. After deleting a parameter, wait for at least 30 seconds to create a parameter with the same name.

## Request Syntax

```
{  
  "Names": [ "string" ]  
}
```

## Request Parameters

For information about the parameters that are common to all actions, see [Common Parameters](#).

The request accepts the following data in JSON format.

### Names

The names of the parameters to delete. After deleting a parameter, wait for at least 30 seconds to create a parameter with the same name.

#### Note

You can't enter the Amazon Resource Name (ARN) for a parameter, only the parameter name itself.

Type: Array of strings

Array Members: Minimum number of 1 item. Maximum number of 10 items.

Length Constraints: Minimum length of 1. Maximum length of 2048.

Required: Yes

## Response Syntax

```
{  
  "DeletedParameters": [ "string" ],  
  "InvalidParameters": [ "string" ]  
}
```

```
}
```

## Response Elements

If the action is successful, the service sends back an HTTP 200 response.

The following data is returned in JSON format by the service.

### DeletedParameters

The names of the deleted parameters.

Type: Array of strings

Array Members: Minimum number of 1 item. Maximum number of 10 items.

Length Constraints: Minimum length of 1. Maximum length of 2048.

### InvalidParameters

The names of parameters that weren't deleted because the parameters aren't valid.

Type: Array of strings

Array Members: Minimum number of 1 item. Maximum number of 10 items.

Length Constraints: Minimum length of 1. Maximum length of 2048.

## Errors

For information about the errors that are common to all actions, see [Common Errors](#).

### **InternalServerError**

An error occurred on the server side.

HTTP Status Code: 500

## Examples

### **Example**

This example illustrates one usage of DeleteParameters.

## Sample Request

```
POST / HTTP/1.1
Host: ssm.us-east-2.amazonaws.com
Accept-Encoding: identity
Content-Length: 53
X-Amz-Target: AmazonSSM.DeleteParameters
X-Amz-Date: 20240316T010844Z
User-Agent: aws-cli/1.11.180 Python/2.7.9 Windows/8 botocore/1.7.38
Content-Type: application/x-amz-json-1.1
Authorization: AWS4-HMAC-SHA256 Credential=AKIAIOSFODNN7EXAMPLE/20240316/us-east-2/ssm/
aws4_request,
SignedHeaders=content-type;host;x-amz-date;x-amz-target, Signature=39c3b3042cd2aEXAMPLE

{
  "Names": [
    "EC2TestServerType",
    "EC2ProdServerType"
  ]
}
```

## Sample Response

```
{
  "DeletedParameters": [
    "EC2ProdServerType",
    "EC2TestServerType"
  ],
  "InvalidParameters": []
}
```

## See Also

For more information about using this API in one of the language-specific AWS SDKs, see the following:

- [AWS Command Line Interface](#)
- [AWS SDK for .NET](#)
- [AWS SDK for C++](#)
- [AWS SDK for Go v2](#)

- [AWS SDK for Java V2](#)
- [AWS SDK for JavaScript V3](#)
- [AWS SDK for PHP V3](#)
- [AWS SDK for Python](#)
- [AWS SDK for Ruby V3](#)

# DeletePatchBaseline

Deletes a patch baseline.

## Request Syntax

```
{  
  "BaselineId": "string"  
}
```

## Request Parameters

For information about the parameters that are common to all actions, see [Common Parameters](#).

The request accepts the following data in JSON format.

### BaselineId

The ID of the patch baseline to delete.

Type: String

Length Constraints: Minimum length of 20. Maximum length of 128.

Pattern: `^[a-zA-Z0-9_\-.:/]{20,128}$`

Required: Yes

## Response Syntax

```
{  
  "BaselineId": "string"  
}
```

## Response Elements

If the action is successful, the service sends back an HTTP 200 response.

The following data is returned in JSON format by the service.

## BaselineId

The ID of the deleted patch baseline.

Type: String

Length Constraints: Minimum length of 20. Maximum length of 128.

Pattern: `^[a-zA-Z0-9_\- :/]{20,128}$`

## Errors

For information about the errors that are common to all actions, see [Common Errors](#).

### InternalServerError

An error occurred on the server side.

HTTP Status Code: 500

### ResourceInUseException

Error returned if an attempt is made to delete a patch baseline that is registered for a patch group.

HTTP Status Code: 400

## Examples

### Example

This example illustrates one usage of DeletePatchBaseline.

### Sample Request

```
POST / HTTP/1.1
Host: ssm.us-east-2.amazonaws.com
Accept-Encoding: identity
Content-Length: 38
X-Amz-Target: AmazonSSM.DeletePatchBaseline
X-Amz-Date: 20240309T062407Z
User-Agent: aws-cli/1.11.180 Python/2.7.9 Windows/8 botocore/1.7.38
```

```
Content-Type: application/x-amz-json-1.1
Authorization: AWS4-HMAC-SHA256 Credential=AKIAIOSFODNN7EXAMPLE/20240309/us-east-2/ssm/
aws4_request,
SignedHeaders=content-type;host;x-amz-date;x-amz-target, Signature=39c3b3042cd2aEXAMPLE

{
  "BaselineId": "pb-0c10e65780EXAMPLE"
}
```

## Sample Response

```
{
  "BaselineId": "pb-0c10e65780EXAMPLE"
}
```

## See Also

For more information about using this API in one of the language-specific AWS SDKs, see the following:

- [AWS Command Line Interface](#)
- [AWS SDK for .NET](#)
- [AWS SDK for C++](#)
- [AWS SDK for Go v2](#)
- [AWS SDK for Java V2](#)
- [AWS SDK for JavaScript V3](#)
- [AWS SDK for PHP V3](#)
- [AWS SDK for Python](#)
- [AWS SDK for Ruby V3](#)

# DeleteResourceDataSync

Deletes a resource data sync configuration. After the configuration is deleted, changes to data on managed nodes are no longer synced to or from the target. Deleting a sync configuration doesn't delete data.

## Request Syntax

```
{
  "SyncName": "string",
  "SyncType": "string"
}
```

## Request Parameters

For information about the parameters that are common to all actions, see [Common Parameters](#).

The request accepts the following data in JSON format.

### SyncName

The name of the configuration to delete.

Type: String

Length Constraints: Minimum length of 1. Maximum length of 64.

Required: Yes

### SyncType

Specify the type of resource data sync to delete.

Type: String

Length Constraints: Minimum length of 1. Maximum length of 64.

Required: No

## Response Elements

If the action is successful, the service sends back an HTTP 200 response with an empty HTTP body.



## Errors

For information about the errors that are common to all actions, see [Common Errors](#).

### InternalServerError

An error occurred on the server side.

HTTP Status Code: 500

### ResourceDataSyncInvalidConfigurationException

The specified sync configuration is invalid.

HTTP Status Code: 400

### ResourceDataSyncNotFoundException

The specified sync name wasn't found.

HTTP Status Code: 400

## Examples

### Example

This example illustrates one usage of DeleteResourceDataSync.

### Sample Request

```
POST / HTTP/1.1
Host: ssm.us-east-2.amazonaws.com
Accept-Encoding: identity
X-Amz-Target: AmazonSSM.DeleteResourceDataSync
Content-Type: application/x-amz-json-1.1
User-Agent: aws-cli/1.17.12 Python/3.6.8 Darwin/18.7.0 botocore/1.14.12
X-Amz-Date: 20240330T144518Z
Authorization: AWS4-HMAC-SHA256 Credential=AKIAIOSFODNN7EXAMPLE/20240330/us-east-2/ssm/
aws4_request,
SignedHeaders=content-type;host;x-amz-date;x-amz-target, Signature=39c3b3042cd2aEXAMPLE
Content-Length: 28

{
```

```
"SyncName": "exampleSync"  
}
```

## Sample Response

```
{}
```

## See Also

For more information about using this API in one of the language-specific AWS SDKs, see the following:

- [AWS Command Line Interface](#)
- [AWS SDK for .NET](#)
- [AWS SDK for C++](#)
- [AWS SDK for Go v2](#)
- [AWS SDK for Java V2](#)
- [AWS SDK for JavaScript V3](#)
- [AWS SDK for PHP V3](#)
- [AWS SDK for Python](#)
- [AWS SDK for Ruby V3](#)

# DeleteResourcePolicy

Deletes a Systems Manager resource policy. A resource policy helps you to define the IAM entity (for example, an AWS account) that can manage your Systems Manager resources. The following resources support Systems Manager resource policies.

- `OpsItemGroup` - The resource policy for `OpsItemGroup` enables AWS accounts to view and interact with OpsCenter operational work items (`OpsItems`).
- `Parameter` - The resource policy is used to share a parameter with other accounts using AWS Resource Access Manager (AWS RAM). For more information about cross-account sharing of parameters, see [Working with shared parameters](#) in the *AWS Systems Manager User Guide*.

## Request Syntax

```
{
  "PolicyHash": "string",
  "PolicyId": "string",
  "ResourceArn": "string"
}
```

## Request Parameters

For information about the parameters that are common to all actions, see [Common Parameters](#).

The request accepts the following data in JSON format.

### [PolicyHash](#)

ID of the current policy version. The hash helps to prevent multiple calls from attempting to overwrite a policy.

Type: String

Required: Yes

### [PolicyId](#)

The policy ID.

Type: String

Required: Yes

### ResourceArn

Amazon Resource Name (ARN) of the resource to which the policies are attached.

Type: String

Length Constraints: Minimum length of 20. Maximum length of 2048.

Required: Yes

## Response Elements

If the action is successful, the service sends back an HTTP 200 response with an empty HTTP body.

## Errors

For information about the errors that are common to all actions, see [Common Errors](#).

### **InternalServerError**

An error occurred on the server side.

HTTP Status Code: 500

### **MalformedResourcePolicyDocumentException**

The specified policy document is malformed or invalid, or excessive PutResourcePolicy or DeleteResourcePolicy calls have been made.

HTTP Status Code: 400

### **ResourceNotFoundException**

The specified parameter to be shared could not be found.

HTTP Status Code: 400

### **ResourcePolicyConflictException**

The hash provided in the call doesn't match the stored hash. This exception is thrown when trying to update an obsolete policy version or when multiple requests to update a policy are sent.

HTTP Status Code: 400

### **ResourcePolicyInvalidParameterException**

One or more parameters specified for the call aren't valid. Verify the parameters and their values and try again.

HTTP Status Code: 400

### **ResourcePolicyNotFoundException**

No policies with the specified policy ID and hash could be found.

HTTP Status Code: 400

## **See Also**

For more information about using this API in one of the language-specific AWS SDKs, see the following:

- [AWS Command Line Interface](#)
- [AWS SDK for .NET](#)
- [AWS SDK for C++](#)
- [AWS SDK for Go v2](#)
- [AWS SDK for Java V2](#)
- [AWS SDK for JavaScript V3](#)
- [AWS SDK for PHP V3](#)
- [AWS SDK for Python](#)
- [AWS SDK for Ruby V3](#)

# DeregisterManagedInstance

Removes the server or virtual machine from the list of registered servers. You can reregister the node again at any time. If you don't plan to use Run Command on the server, we suggest uninstalling SSM Agent first.

## Request Syntax

```
{
  "InstanceId": "string"
}
```

## Request Parameters

For information about the parameters that are common to all actions, see [Common Parameters](#).

The request accepts the following data in JSON format.

### InstanceId

The ID assigned to the managed node when you registered it using the activation process.

Type: String

Length Constraints: Minimum length of 20. Maximum length of 124.

Pattern: (^mi-[0-9a-f]{17}\$)|(^eks\_c:[0-9A-Za-z][A-Za-z0-9\-\\_]{0,99}\_\w{17}\$)

Required: Yes

## Response Elements

If the action is successful, the service sends back an HTTP 200 response with an empty HTTP body.

## Errors

For information about the errors that are common to all actions, see [Common Errors](#).

## InternalServerError

An error occurred on the server side.

HTTP Status Code: 500

## InvalidInstanceId

The following problems can cause this exception:

- You don't have permission to access the managed node.
- AWS Systems Manager Agent (SSM Agent) isn't running. Verify that SSM Agent is running.
- SSM Agent isn't registered with the SSM endpoint. Try reinstalling SSM Agent.
- The managed node isn't in a valid state. Valid states are: Running, Pending, Stopped, and Stopping. Invalid states are: Shutting-down and Terminated.

HTTP Status Code: 400

## Examples

### Example

This example illustrates one usage of `DeregisterManagedInstance`.

### Sample Request

```
POST / HTTP/1.1
Host: ssm.us-east-2.amazonaws.com
Accept-Encoding: identity
X-Amz-Target: AmazonSSM.DeregisterManagedInstance
Content-Type: application/x-amz-json-1.1
User-Agent: aws-cli/2.0.0 Python/3.7.5 Windows/10 botocore/2.0.0dev4
X-Amz-Date: 20240220T234004Z
Authorization: AWS4-HMAC-SHA256 Credential=AKIAIOSFODNN7EXAMPLE/20240220/us-east-2/ssm/
aws4_request,
SignedHeaders=content-type;host;x-amz-date;x-amz-target, Signature=39c3b3042cd2aEXAMPLE
Content-Length: 37

{
  "InstanceId": "mi-017431b35cEXAMPLE"
}
```

## Sample Response

```
{ }
```

## See Also

For more information about using this API in one of the language-specific AWS SDKs, see the following:

- [AWS Command Line Interface](#)
- [AWS SDK for .NET](#)
- [AWS SDK for C++](#)
- [AWS SDK for Go v2](#)
- [AWS SDK for Java V2](#)
- [AWS SDK for JavaScript V3](#)
- [AWS SDK for PHP V3](#)
- [AWS SDK for Python](#)
- [AWS SDK for Ruby V3](#)



# DeregisterPatchBaselineForPatchGroup

Removes a patch group from a patch baseline.

## Request Syntax

```
{  
  "BaselineId": "string",  
  "PatchGroup": "string"  
}
```

## Request Parameters

For information about the parameters that are common to all actions, see [Common Parameters](#).

The request accepts the following data in JSON format.

### BaselineId

The ID of the patch baseline to deregister the patch group from.

Type: String

Length Constraints: Minimum length of 20. Maximum length of 128.

Pattern: `^[a-zA-Z0-9_\-:/]{20,128}$`

Required: Yes

### PatchGroup

The name of the patch group that should be deregistered from the patch baseline.

Type: String

Length Constraints: Minimum length of 1. Maximum length of 256.

Pattern: `^( [\p{L}\p{Z}\p{N}_ . :/=+\-@] * )$`

Required: Yes

## Response Syntax

```
{
  "BaselineId": "string",
  "PatchGroup": "string"
}
```

## Response Elements

If the action is successful, the service sends back an HTTP 200 response.

The following data is returned in JSON format by the service.

### BaselineId

The ID of the patch baseline the patch group was deregistered from.

Type: String

Length Constraints: Minimum length of 20. Maximum length of 128.

Pattern: `^[a-zA-Z0-9_\-\:\/]{20,128}$`

### PatchGroup

The name of the patch group deregistered from the patch baseline.

Type: String

Length Constraints: Minimum length of 1. Maximum length of 256.

Pattern: `^([\p{L}\p{Z}\p{N}_\.:/=+\-@]*)$`

## Errors

For information about the errors that are common to all actions, see [Common Errors](#).

### **InternalServerError**

An error occurred on the server side.

HTTP Status Code: 500

### InvalidResourceId

The resource ID isn't valid. Verify that you entered the correct ID and try again.

HTTP Status Code: 400

## Examples

### Example

This example illustrates one usage of `DeregisterPatchBaselineForPatchGroup`.

### Sample Request

```
POST / HTTP/1.1
Host: ssm.us-east-2.amazonaws.com
Accept-Encoding: identity
Content-Length: 74
X-Amz-Target: AmazonSSM.DeregisterPatchBaselineForPatchGroup
X-Amz-Date: 20240309T062043Z
User-Agent: aws-cli/1.11.180 Python/2.7.9 Windows/8 botocore/1.7.38
Content-Type: application/x-amz-json-1.1
Authorization: AWS4-HMAC-SHA256 Credential=AKIAIOSFODNN7EXAMPLE/20240309/us-east-2/
ssm/aws4_request,
SignedHeaders=content-type;host;x-amz-date;x-amz-target,
Signature=39c3b3042cd2aEXAMPLE

{
  "PatchGroup": "mypatchgroup",
  "BaselineId": "pb-0c10e65780EXAMPLE"
}
```

### Sample Response

```
{
  "PatchGroup": "mypatchgroup",
  "BaselineId": "pb-0c10e65780EXAMPLE"
}
```

## See Also

For more information about using this API in one of the language-specific AWS SDKs, see the following:

- [AWS Command Line Interface](#)
- [AWS SDK for .NET](#)
- [AWS SDK for C++](#)
- [AWS SDK for Go v2](#)
- [AWS SDK for Java V2](#)
- [AWS SDK for JavaScript V3](#)
- [AWS SDK for PHP V3](#)
- [AWS SDK for Python](#)
- [AWS SDK for Ruby V3](#)

# DeregisterTargetFromMaintenanceWindow

Removes a target from a maintenance window.

## Request Syntax

```
{
  "Safe": boolean,
  "WindowId": "string",
  "WindowTargetId": "string"
}
```

## Request Parameters

For information about the parameters that are common to all actions, see [Common Parameters](#).

The request accepts the following data in JSON format.

### Safe

The system checks if the target is being referenced by a task. If the target is being referenced, the system returns an error and doesn't deregister the target from the maintenance window.

Type: Boolean

Required: No

### WindowId

The ID of the maintenance window the target should be removed from.

Type: String

Length Constraints: Fixed length of 20.

Pattern: `^mw-[0-9a-f]{17}$`

Required: Yes

### WindowTargetId

The ID of the target definition to remove.

Type: String

Length Constraints: Fixed length of 36.

Pattern: `^[0-9a-fA-F]{8}\-[0-9a-fA-F]{4}\-[0-9a-fA-F]{4}\-[0-9a-fA-F]{4}\-[0-9a-fA-F]{12}$`

Required: Yes

## Response Syntax

```
{
  "WindowId": "string",
  "WindowTargetId": "string"
}
```

## Response Elements

If the action is successful, the service sends back an HTTP 200 response.

The following data is returned in JSON format by the service.

### WindowId

The ID of the maintenance window the target was removed from.

Type: String

Length Constraints: Fixed length of 20.

Pattern: `^mw-[0-9a-f]{17}$`

### WindowTargetId

The ID of the removed target definition.

Type: String

Length Constraints: Fixed length of 36.

Pattern: `^[0-9a-fA-F]{8}\-[0-9a-fA-F]{4}\-[0-9a-fA-F]{4}\-[0-9a-fA-F]{4}\-[0-9a-fA-F]{12}$`

## Errors

For information about the errors that are common to all actions, see [Common Errors](#).

### DoesNotExistException

Error returned when the ID specified for a resource, such as a maintenance window or patch baseline, doesn't exist.

For information about resource quotas in AWS Systems Manager, see [Systems Manager service quotas](#) in the *Amazon Web Services General Reference*.

HTTP Status Code: 400

### InternalServerError

An error occurred on the server side.

HTTP Status Code: 500

### TargetInUseException

You specified the Safe option for the DeregisterTargetFromMaintenanceWindow operation, but the target is still referenced in a task.

HTTP Status Code: 400

## Examples

### Example

This example illustrates one usage of DeregisterTargetFromMaintenanceWindow.

### Sample Request

```
POST / HTTP/1.1
Host: ssm.us-east-2.amazonaws.com
Accept-Encoding: identity
X-Amz-Target: AmazonSSM.DeregisterTargetFromMaintenanceWindow
Content-Type: application/x-amz-json-1.1
User-Agent: aws-cli/2.0.0 Python/3.7.5 Windows/10 botocore/2.0.0dev4
X-Amz-Date: 20240225T182719Z
```

```
Authorization: AWS4-HMAC-SHA256 Credential=AKIAIOSFODNN7EXAMPLE/20240225/us-east-2/ssm/
aws4_request,
SignedHeaders=content-type;host;x-amz-date;x-amz-target, Signature=39c3b3042cd2aEXAMPLE
Content-Length: 94
```

```
{
  "WindowId": "mw-0c50858d01EXAMPLE",
  "WindowTargetId": "23639a0b-ddbc-4bca-9e72-78d96EXAMPLE"
}
```

## Sample Response

```
{
  "WindowId": "mw-0c50858d01EXAMPLE",
  "WindowTargetId": "23639a0b-ddbc-4bca-9e72-78d96EXAMPLE"
}
```

## See Also

For more information about using this API in one of the language-specific AWS SDKs, see the following:

- [AWS Command Line Interface](#)
- [AWS SDK for .NET](#)
- [AWS SDK for C++](#)
- [AWS SDK for Go v2](#)
- [AWS SDK for Java V2](#)
- [AWS SDK for JavaScript V3](#)
- [AWS SDK for PHP V3](#)
- [AWS SDK for Python](#)
- [AWS SDK for Ruby V3](#)



# DeregisterTaskFromMaintenanceWindow

Removes a task from a maintenance window.

## Request Syntax

```
{
  "WindowId": "string",
  "WindowTaskId": "string"
}
```

## Request Parameters

For information about the parameters that are common to all actions, see [Common Parameters](#).

The request accepts the following data in JSON format.

### WindowId

The ID of the maintenance window the task should be removed from.

Type: String

Length Constraints: Fixed length of 20.

Pattern: `^mw-[0-9a-f]{17}$`

Required: Yes

### WindowTaskId

The ID of the task to remove from the maintenance window.

Type: String

Length Constraints: Fixed length of 36.

Pattern: `^[0-9a-fA-F]{8}\-[0-9a-fA-F]{4}\-[0-9a-fA-F]{4}\-[0-9a-fA-F]{4}\-[0-9a-fA-F]{12}$`

Required: Yes

## Response Syntax

```
{  
  "WindowId": "string",  
  "WindowTaskId": "string"  
}
```

## Response Elements

If the action is successful, the service sends back an HTTP 200 response.

The following data is returned in JSON format by the service.

### WindowId

The ID of the maintenance window the task was removed from.

Type: String

Length Constraints: Fixed length of 20.

Pattern: `^mw-[0-9a-f]{17}$`

### WindowTaskId

The ID of the task removed from the maintenance window.

Type: String

Length Constraints: Fixed length of 36.

Pattern: `^[0-9a-fA-F]{8}\-[0-9a-fA-F]{4}\-[0-9a-fA-F]{4}\-[0-9a-fA-F]{4}\-[0-9a-fA-F]{12}$`

## Errors

For information about the errors that are common to all actions, see [Common Errors](#).

### **DoesNotExistException**

Error returned when the ID specified for a resource, such as a maintenance window or patch baseline, doesn't exist.

For information about resource quotas in AWS Systems Manager, see [Systems Manager service quotas](#) in the *Amazon Web Services General Reference*.

HTTP Status Code: 400

## InternalServerError

An error occurred on the server side.

HTTP Status Code: 500

## Examples

### Example

This example illustrates one usage of `DeregisterTaskFromMaintenanceWindow`.

### Sample Request

```
POST / HTTP/1.1
Host: ssm.us-east-2.amazonaws.com
Accept-Encoding: identity
X-Amz-Target: AmazonSSM.DeregisterTaskFromMaintenanceWindow
Content-Type: application/x-amz-json-1.1
User-Agent: aws-cli/2.0.0 Python/3.7.5 Windows/10 botocore/2.0.0dev4
X-Amz-Date: 20240225T180133Z
Authorization: AWS4-HMAC-SHA256 Credential=AKIAIOSFODNN7EXAMPLE/20240225/us-east-2/ssm/
aws4_request,
SignedHeaders=content-type;host;x-amz-date;x-amz-target, Signature=39c3b3042cd2aEXAMPLE
Content-Length: 92

{
  "WindowId": "mw-0c50858d01EXAMPLE",
  "WindowTaskId": "50772993-c6b5-4a2a-8d04-7bfd7EXAMPLE"
}
```

### Sample Response

```
{
  "WindowId": "mw-0c50858d01EXAMPLE",
  "WindowTaskId": "50772993-c6b5-4a2a-8d04-7bfd7EXAMPLE"
}
```

## See Also

For more information about using this API in one of the language-specific AWS SDKs, see the following:

- [AWS Command Line Interface](#)
- [AWS SDK for .NET](#)
- [AWS SDK for C++](#)
- [AWS SDK for Go v2](#)
- [AWS SDK for Java V2](#)
- [AWS SDK for JavaScript V3](#)
- [AWS SDK for PHP V3](#)
- [AWS SDK for Python](#)
- [AWS SDK for Ruby V3](#)

# DescribeActivations

Describes details about the activation, such as the date and time the activation was created, its expiration date, the AWS Identity and Access Management (IAM) role assigned to the managed nodes in the activation, and the number of nodes registered by using this activation.

## Request Syntax

```
{
  "Filters": [
    {
      "FilterKey": "string",
      "FilterValues": [ "string" ]
    }
  ],
  "MaxResults": number,
  "NextToken": "string"
}
```

## Request Parameters

For information about the parameters that are common to all actions, see [Common Parameters](#).

The request accepts the following data in JSON format.

### Filters

A filter to view information about your activations.

Type: Array of [DescribeActivationsFilter](#) objects

Required: No

### MaxResults

The maximum number of items to return for this call. The call also returns a token that you can specify in a subsequent call to get the next set of results.

Type: Integer

Valid Range: Minimum value of 1. Maximum value of 50.

Required: No

## NextToken

A token to start the list. Use this token to get the next set of results.

Type: String

Required: No

## Response Syntax

```
{
  "ActivationList": [
    {
      "ActivationId": "string",
      "CreatedDate": number,
      "DefaultInstanceName": "string",
      "Description": "string",
      "ExpirationDate": number,
      "Expired": boolean,
      "IamRole": "string",
      "RegistrationLimit": number,
      "RegistrationsCount": number,
      "Tags": [
        {
          "Key": "string",
          "Value": "string"
        }
      ]
    }
  ],
  "NextToken": "string"
}
```

## Response Elements

If the action is successful, the service sends back an HTTP 200 response.

The following data is returned in JSON format by the service.

### ActivationList

A list of activations for your AWS account.

Type: Array of [Activation](#) objects

### [NextToken](#)

The token for the next set of items to return. Use this token to get the next set of results.

Type: String

## Errors

For information about the errors that are common to all actions, see [Common Errors](#).

### InternalServerError

An error occurred on the server side.

HTTP Status Code: 500

### InvalidFilter

The filter name isn't valid. Verify the you entered the correct name and try again.

HTTP Status Code: 400

### InvalidNextToken

The specified token isn't valid.

HTTP Status Code: 400

## Examples

### Example

This example illustrates one usage of DescribeActivations.

### Sample Request

```
POST / HTTP/1.1
Host: ssm.us-east-2.amazonaws.com
Accept-Encoding: identity
X-Amz-Target: AmazonSSM.DescribeActivations
```

```
Content-Type: application/x-amz-json-1.1
User-Agent: aws-cli/1.17.12 Python/3.6.8 Darwin/18.7.0 botocore/1.14.12
X-Amz-Date: 20240324T152059Z
Authorization: AWS4-HMAC-SHA256 Credential=AKIAIOSFODNN7EXAMPLE/20240324/us-east-2/ssm/
aws4_request,
SignedHeaders=content-type;host;x-amz-date;x-amz-target, Signature=39c3b3042cd2aEXAMPLE
Content-Length: 2
```

## Sample Response

```
{
  "ActivationList": [
    {
      "ActivationId": "e9136c70-ba7b-4d7d-8e31-174a7EXAMPLE",
      "CreateDate": 1581954699.792,
      "Description": "Example",
      "ExpirationDate": 1584316800,
      "Expired": true,
      "IamRole": "service-role/RoleForManagedInstances",
      "RegistrationLimit": 5,
      "RegistrationsCount": 1
    }
  ]
}
```

## See Also

For more information about using this API in one of the language-specific AWS SDKs, see the following:

- [AWS Command Line Interface](#)
- [AWS SDK for .NET](#)
- [AWS SDK for C++](#)
- [AWS SDK for Go v2](#)
- [AWS SDK for Java V2](#)
- [AWS SDK for JavaScript V3](#)
- [AWS SDK for PHP V3](#)
- [AWS SDK for Python](#)
- [AWS SDK for Ruby V3](#)





# DescribeAssociation

Describes the association for the specified target or managed node. If you created the association by using the `Targets` parameter, then you must retrieve the association by using the association ID.

## Request Syntax

```
{
  "AssociationId": "string",
  "AssociationVersion": "string",
  "InstanceId": "string",
  "Name": "string"
}
```

## Request Parameters

For information about the parameters that are common to all actions, see [Common Parameters](#).

The request accepts the following data in JSON format.

### AssociationId

The association ID for which you want information.

Type: String

Pattern: `[0-9a-fA-F]{8}-[0-9a-fA-F]{4}-[0-9a-fA-F]{4}-[0-9a-fA-F]{4}-[0-9a-fA-F]{12}`

Required: No

### AssociationVersion

Specify the association version to retrieve. To view the latest version, either specify `$LATEST` for this parameter, or omit this parameter. To view a list of all associations for a managed node, use [ListAssociations](#). To get a list of versions for a specific association, use [ListAssociationVersions](#).

Type: String

Pattern: `([ $\$$ ]LATEST)|([1-9][0-9]*)`

Required: No

### InstanceId

The managed node ID.

Type: String

Pattern:  $(^i-(\w{8}|\w{17}))$)|(^\mi-\w{17}$)$

Required: No

### Name

The name of the SSM document.

Type: String

Pattern:  $^[a-zA-Z0-9_\-\.\:\/]{3,128}$$

Required: No

## Response Syntax

```
{
  "AssociationDescription": {
    "AlarmConfiguration": {
      "Alarms": [
        {
          "Name": "string"
        }
      ],
      "IgnorePollAlarmFailure": boolean
    },
    "ApplyOnlyAtCronInterval": boolean,
    "AssociationId": "string",
    "AssociationName": "string",
    "AssociationVersion": "string",
    "AutomationTargetParameterName": "string",
    "CalendarNames": [ "string" ],
    "ComplianceSeverity": "string",
    "Date": number,
    "DocumentVersion": "string",
    "Duration": number,
    "InstanceId": "string",
```

```
"LastExecutionDate": number,
"LastSuccessfulExecutionDate": number,
"LastUpdateAssociationDate": number,
"MaxConcurrency": "string",
"MaxErrors": "string",
"Name": "string",
"OutputLocation": {
  "S3Location": {
    "OutputS3BucketName": "string",
    "OutputS3KeyPrefix": "string",
    "OutputS3Region": "string"
  }
},
"Overview": {
  "AssociationStatusAggregatedCount": {
    "string" : number
  },
  "DetailedStatus": "string",
  "Status": "string"
},
"Parameters": {
  "string" : [ "string" ]
},
"ScheduleExpression": "string",
"ScheduleOffset": number,
"Status": {
  "AdditionalInfo": "string",
  "Date": number,
  "Message": "string",
  "Name": "string"
},
"SyncCompliance": "string",
"TargetLocations": [
  {
    "Accounts": [ "string" ],
    "ExcludeAccounts": [ "string" ],
    "ExecutionRoleName": "string",
    "IncludeChildOrganizationUnits": boolean,
    "Regions": [ "string" ],
    "TargetLocationAlarmConfiguration": {
      "Alarms": [
        {
          "Name": "string"
        }
      ]
    }
  }
]
```

```

    ],
    "IgnorePollAlarmFailure": boolean
  },
  "TargetLocationMaxConcurrency": "string",
  "TargetLocationMaxErrors": "string",
  "Targets": [
    {
      "Key": "string",
      "Values": [ "string" ]
    }
  ],
  "TargetsMaxConcurrency": "string",
  "TargetsMaxErrors": "string"
}
],
"TargetMaps": [
  {
    "string" : [ "string" ]
  }
],
"Targets": [
  {
    "Key": "string",
    "Values": [ "string" ]
  }
],
"TriggeredAlarms": [
  {
    "Name": "string",
    "State": "string"
  }
]
}
}

```

## Response Elements

If the action is successful, the service sends back an HTTP 200 response.

The following data is returned in JSON format by the service.

### AssociationDescription

Information about the association.

Type: [AssociationDescription](#) object

## Errors

For information about the errors that are common to all actions, see [Common Errors](#).

### AssociationDoesNotExist

The specified association doesn't exist.

HTTP Status Code: 400

### InternalServerError

An error occurred on the server side.

HTTP Status Code: 500

### InvalidAssociationVersion

The version you specified isn't valid. Use `ListAssociationVersions` to view all versions of an association according to the association ID. Or, use the `$LATEST` parameter to view the latest version of the association.

HTTP Status Code: 400

### InvalidDocument

The specified SSM document doesn't exist.

HTTP Status Code: 400

### InvalidInstanceId

The following problems can cause this exception:

- You don't have permission to access the managed node.
- AWS Systems Manager Agent (SSM Agent) isn't running. Verify that SSM Agent is running.
- SSM Agent isn't registered with the SSM endpoint. Try reinstalling SSM Agent.
- The managed node isn't in a valid state. Valid states are: `Running`, `Pending`, `Stopped`, and `Stopping`. Invalid states are: `Shutting-down` and `Terminated`.

HTTP Status Code: 400

## Examples

### Example

This example illustrates one usage of DescribeAssociation.

#### Sample Request

```
POST / HTTP/1.1
Host: ssm.us-east-2.amazonaws.com
Accept-Encoding: identity
X-Amz-Target: AmazonSSM.DescribeAssociation
Content-Type: application/x-amz-json-1.1
User-Agent: aws-cli/1.17.12 Python/3.6.8 Darwin/18.7.0 botocore/1.14.12
X-Amz-Date: 20240324T153423Z
Authorization: AWS4-HMAC-SHA256 Credential=AKIAIOSFODNN7EXAMPLE/20240324/us-east-2/ssm/
aws4_request,
SignedHeaders=content-type;host;x-amz-date;x-amz-target, Signature=39c3b3042cd2aEXAMPLE
Content-Length: 57

{
  "AssociationId": "fa94c678-85c6-4d40-926b-7c791EXAMPLE"
}
```

#### Sample Response

```
{
  "AssociationDescription": {
    "ApplyOnlyAtCronInterval": false,
    "AssociationId": "fa94c678-85c6-4d40-926b-7c791EXAMPLE",
    "AssociationVersion": "1",
    "ComplianceSeverity": "UNSPECIFIED",
    "Date": 1561053271.583,
    "DocumentVersion": "$DEFAULT",
    "LastExecutionDate": 1582037438.692,
    "LastSuccessfulExecutionDate": 1582037438.692,
    "LastUpdateAssociationDate": 1561053271.583,
    "Name": "AWS-UpdateSSMAgent",
    "Overview": {
      "AssociationStatusAggregatedCount": {
        "Success": 3
      },
      "DetailedStatus": "Success",
    }
  }
}
```

```
        "Status": "Success"
    },
    "Parameters": {
        "allowDowngrade": [
            "false"
        ],
        "version": [
            ""
        ]
    },
    "Targets": [
        {
            "Key": "tag:ssm",
            "Values": [
                "true"
            ]
        }
    ]
}
```

## See Also

For more information about using this API in one of the language-specific AWS SDKs, see the following:

- [AWS Command Line Interface](#)
- [AWS SDK for .NET](#)
- [AWS SDK for C++](#)
- [AWS SDK for Go v2](#)
- [AWS SDK for Java V2](#)
- [AWS SDK for JavaScript V3](#)
- [AWS SDK for PHP V3](#)
- [AWS SDK for Python](#)
- [AWS SDK for Ruby V3](#)



# DescribeAssociationExecutions

Views all executions for a specific association ID.

## Request Syntax

```
{
  "AssociationId": "string",
  "Filters": [
    {
      "Key": "string",
      "Type": "string",
      "Value": "string"
    }
  ],
  "MaxResults": number,
  "NextToken": "string"
}
```

## Request Parameters

For information about the parameters that are common to all actions, see [Common Parameters](#).

The request accepts the following data in JSON format.

### AssociationId

The association ID for which you want to view execution history details.

Type: String

Pattern: [0-9a-fA-F]{8}-[0-9a-fA-F]{4}-[0-9a-fA-F]{4}-[0-9a-fA-F]{4}-[0-9a-fA-F]{12}

Required: Yes

### Filters

Filters for the request. You can specify the following filters and values.

ExecutionId (EQUAL)

Status (EQUAL)

CreatedTime (EQUAL, GREATER\_THAN, LESS\_THAN)

Type: Array of [AssociationExecutionFilter](#) objects

Array Members: Minimum number of 1 item.

Required: No

### [MaxResults](#)

The maximum number of items to return for this call. The call also returns a token that you can specify in a subsequent call to get the next set of results.

Type: Integer

Valid Range: Minimum value of 1. Maximum value of 50.

Required: No

### [NextToken](#)

A token to start the list. Use this token to get the next set of results.

Type: String

Required: No

## Response Syntax

```
{
  "AssociationExecutions": [
    {
      "AlarmConfiguration": {
        "Alarms": [
          {
            "Name": "string"
          }
        ],
        "IgnorePollAlarmFailure": boolean
      },
      "AssociationId": "string",
      "AssociationVersion": "string",
      "CreatedTime": number,
```

```
    "DetailedStatus": "string",
    "ExecutionId": "string",
    "LastExecutionDate": number,
    "ResourceCountByStatus": "string",
    "Status": "string",
    "TriggeredAlarms": [
      {
        "Name": "string",
        "State": "string"
      }
    ]
  },
  "NextToken": "string"
}
```

## Response Elements

If the action is successful, the service sends back an HTTP 200 response.

The following data is returned in JSON format by the service.

### AssociationExecutions

A list of the executions for the specified association ID.

Type: Array of [AssociationExecution](#) objects

### NextToken

The token for the next set of items to return. Use this token to get the next set of results.

Type: String

## Errors

For information about the errors that are common to all actions, see [Common Errors](#).

### **AssociationDoesNotExist**

The specified association doesn't exist.

HTTP Status Code: 400

## InternalServerError

An error occurred on the server side.

HTTP Status Code: 500

## InvalidNextToken

The specified token isn't valid.

HTTP Status Code: 400

## Examples

### Example

This example illustrates one usage of DescribeAssociationExecutions.

### Sample Request

```
POST / HTTP/1.1
Host: ssm.us-east-2.amazonaws.com
Accept-Encoding: identity
X-Amz-Target: AmazonSSM.DescribeAssociationExecutions
Content-Type: application/x-amz-json-1.1
User-Agent: aws-cli/1.17.12 Python/3.6.8 Darwin/18.7.0 botocore/1.14.12
X-Amz-Date: 20240324T154610Z
Authorization: AWS4-HMAC-SHA256 Credential=AKIAIOSFODNN7EXAMPLE/20240324/us-east-2/ssm/
aws4_request,
SignedHeaders=content-type;host;x-amz-date;x-amz-target, Signature=39c3b3042cd2aEXAMPLE
Content-Length: 57

{
  "AssociationId": "fa94c678-85c6-4d40-926b-7c791EXAMPLE"
}
```

### Sample Response

```
{
  "AssociationExecutions": [
    {
      "AssociationId": "fa94c678-85c6-4d40-926b-7c791EXAMPLE",
```

```
    "AssociationVersion": "1",
    "CreatedTime": 1561053271.718,
    "DetailedStatus": "Success",
    "ExecutionId": "d6d51ef5-4eca-48ef-9d7d-bd6ceEXAMPLE",
    "ResourceCountByStatus": "{Success=3}",
    "Status": "Success"
  }
]
}
```

## See Also

For more information about using this API in one of the language-specific AWS SDKs, see the following:

- [AWS Command Line Interface](#)
- [AWS SDK for .NET](#)
- [AWS SDK for C++](#)
- [AWS SDK for Go v2](#)
- [AWS SDK for Java V2](#)
- [AWS SDK for JavaScript V3](#)
- [AWS SDK for PHP V3](#)
- [AWS SDK for Python](#)
- [AWS SDK for Ruby V3](#)

# DescribeAssociationExecutionTargets

Views information about a specific execution of a specific association.

## Request Syntax

```
{
  "AssociationId": "string",
  "ExecutionId": "string",
  "Filters": [
    {
      "Key": "string",
      "Value": "string"
    }
  ],
  "MaxResults": number,
  "NextToken": "string"
}
```

## Request Parameters

For information about the parameters that are common to all actions, see [Common Parameters](#).

The request accepts the following data in JSON format.

### AssociationId

The association ID that includes the execution for which you want to view details.

Type: String

Pattern: `[0-9a-fA-F]{8}-[0-9a-fA-F]{4}-[0-9a-fA-F]{4}-[0-9a-fA-F]{4}-[0-9a-fA-F]{12}`

Required: Yes

### ExecutionId

The execution ID for which you want to view details.

Type: String

Pattern: [0-9a-fA-F]{8}-[0-9a-fA-F]{4}-[0-9a-fA-F]{4}-[0-9a-fA-F]{4}-[0-9a-fA-F]{12}

Required: Yes

### Filters

Filters for the request. You can specify the following filters and values.

Status (EQUAL)

ResourceId (EQUAL)

ResourceType (EQUAL)

Type: Array of [AssociationExecutionTargetsFilter](#) objects

Array Members: Minimum number of 1 item.

Required: No

### MaxResults

The maximum number of items to return for this call. The call also returns a token that you can specify in a subsequent call to get the next set of results.

Type: Integer

Valid Range: Minimum value of 1. Maximum value of 50.

Required: No

### NextToken

A token to start the list. Use this token to get the next set of results.

Type: String

Required: No

## Response Syntax

```
{  
  "AssociationExecutionTargets": [  
    ...  
  ]  
}
```

```
{
  "AssociationId": "string",
  "AssociationVersion": "string",
  "DetailedStatus": "string",
  "ExecutionId": "string",
  "LastExecutionDate": number,
  "OutputSource": {
    "OutputSourceId": "string",
    "OutputSourceType": "string"
  },
  "ResourceId": "string",
  "ResourceType": "string",
  "Status": "string"
},
"NextToken": "string"
}
```

## Response Elements

If the action is successful, the service sends back an HTTP 200 response.

The following data is returned in JSON format by the service.

### AssociationExecutionTargets

Information about the execution.

Type: Array of [AssociationExecutionTarget](#) objects

### NextToken

The token for the next set of items to return. Use this token to get the next set of results.

Type: String

## Errors

For information about the errors that are common to all actions, see [Common Errors](#).

### **AssociationDoesNotExist**

The specified association doesn't exist.



HTTP Status Code: 400

### **AssociationExecutionDoesNotExist**

The specified execution ID doesn't exist. Verify the ID number and try again.

HTTP Status Code: 400

### **InternalServerError**

An error occurred on the server side.

HTTP Status Code: 500

### **InvalidNextToken**

The specified token isn't valid.

HTTP Status Code: 400

## **Examples**

### **Example**

This example illustrates one usage of DescribeAssociationExecutionTargets.

### **Sample Request**

```
POST / HTTP/1.1
Host: ssm.us-east-2.amazonaws.com
Accept-Encoding: identity
X-Amz-Target: AmazonSSM.DescribeAssociationExecutionTargets
Content-Type: application/x-amz-json-1.1
User-Agent: aws-cli/1.17.12 Python/3.6.8 Darwin/18.7.0 botocore/1.14.12
X-Amz-Date: 20240324T165104Z
Authorization: AWS4-HMAC-SHA256 Credential=AKIAIOSFODNN7EXAMPLE/20240324/us-east-2/ssm/
aws4_request,
SignedHeaders=content-type;host;x-amz-date;x-amz-target, Signature=39c3b3042cd2aEXAMPLE
Content-Length: 112

{
  "AssociationId": "fa94c678-85c6-4d40-926b-7c791EXAMPLE",
  "ExecutionId": "d6d51ef5-4eca-48ef-9d7d-bd6ceEXAMPLE"
}
```

## Sample Response

```
{
  "AssociationExecutionTargets": [
    {
      "AssociationId": "fa94c678-85c6-4d40-926b-7c791EXAMPLE",
      "AssociationVersion": "1",
      "DetailedStatus": "Success",
      "ExecutionId": "d6d51ef5-4eca-48ef-9d7d-bd6ceEXAMPLE",
      "LastExecutionDate": 1582037438.692,
      "OutputSource": {
        "OutputSourceId": "1cddb1e6-2e69-40b1-ac1d-121dcEXAMPLE",
        "OutputSourceType": "RunCommand"
      },
      "ResourceId": "i-02573cafcfEXAMPLE",
      "ResourceType": "ManagedInstance",
      "Status": "Success"
    },
    {
      "AssociationId": "fa94c678-85c6-4d40-926b-7c791EXAMPLE",
      "AssociationVersion": "1",
      "DetailedStatus": "Success",
      "ExecutionId": "d6d51ef5-4eca-48ef-9d7d-bd6ceEXAMPLE",
      "LastExecutionDate": 1581948052.198,
      "OutputSource": {
        "OutputSourceId": "b170ae99-4959-479b-ab4d-f6ae0EXAMPLE",
        "OutputSourceType": "RunCommand"
      },
      "ResourceId": "i-0471e04240EXAMPLE",
      "ResourceType": "ManagedInstance",
      "Status": "Success"
    },
    {
      "AssociationId": "fa94c678-85c6-4d40-926b-7c791EXAMPLE",
      "AssociationVersion": "1",
      "DetailedStatus": "Success",
      "ExecutionId": "d6d51ef5-4eca-48ef-9d7d-bd6ceEXAMPLE",
      "LastExecutionDate": 1561053316.711,
      "OutputSource": {
        "OutputSourceId": "89cd739c-d1a5-4dc9-af4f-8b624EXAMPLE",
        "OutputSourceType": "RunCommand"
      },
      "ResourceId": "i-07782c72faEXAMPLE",
      "ResourceType": "ManagedInstance",
    }
  ]
}
```

```
    "Status": "Success"  
  }  
]  
}
```

## See Also

For more information about using this API in one of the language-specific AWS SDKs, see the following:

- [AWS Command Line Interface](#)
- [AWS SDK for .NET](#)
- [AWS SDK for C++](#)
- [AWS SDK for Go v2](#)
- [AWS SDK for Java V2](#)
- [AWS SDK for JavaScript V3](#)
- [AWS SDK for PHP V3](#)
- [AWS SDK for Python](#)
- [AWS SDK for Ruby V3](#)

# DescribeAutomationExecutions

Provides details about all active and terminated Automation executions.

## Request Syntax

```
{
  "Filters": [
    {
      "Key": "string",
      "Values": [ "string" ]
    }
  ],
  "MaxResults": number,
  "NextToken": "string"
}
```

## Request Parameters

For information about the parameters that are common to all actions, see [Common Parameters](#).

The request accepts the following data in JSON format.

### Filters

Filters used to limit the scope of executions that are requested.

Type: Array of [AutomationExecutionFilter](#) objects

Array Members: Minimum number of 1 item. Maximum number of 10 items.

Required: No

### MaxResults

The maximum number of items to return for this call. The call also returns a token that you can specify in a subsequent call to get the next set of results.

Type: Integer

Valid Range: Minimum value of 1. Maximum value of 50.

Required: No

## NextToken

The token for the next set of items to return. (You received this token from a previous call.)

Type: String

Required: No

## Response Syntax

```
{
  "AutomationExecutionMetadataList": [
    {
      "AlarmConfiguration": {
        "Alarms": [
          {
            "Name": "string"
          }
        ],
        "IgnorePollAlarmFailure": boolean
      },
      "AssociationId": "string",
      "AutomationExecutionId": "string",
      "AutomationExecutionStatus": "string",
      "AutomationSubtype": "string",
      "AutomationType": "string",
      "ChangeRequestName": "string",
      "CurrentAction": "string",
      "CurrentStepName": "string",
      "DocumentName": "string",
      "DocumentVersion": "string",
      "ExecutedBy": "string",
      "ExecutionEndTime": number,
      "ExecutionStartTime": number,
      "FailureMessage": "string",
      "LogFile": "string",
      "MaxConcurrency": "string",
      "MaxErrors": "string",
      "Mode": "string",
      "OpsItemId": "string",
      "Outputs": {
        "string" : [ "string" ]
      },
    },
  ],
}
```

```
"ParentAutomationExecutionId": "string",
"ResolvedTargets": {
  "ParameterValues": [ "string" ],
  "Truncated": boolean
},
"Runbooks": [
  {
    "DocumentName": "string",
    "DocumentVersion": "string",
    "MaxConcurrency": "string",
    "MaxErrors": "string",
    "Parameters": {
      "string" : [ "string" ]
    },
    "TargetLocations": [
      {
        "Accounts": [ "string" ],
        "ExcludeAccounts": [ "string" ],
        "ExecutionRoleName": "string",
        "IncludeChildOrganizationUnits": boolean,
        "Regions": [ "string" ],
        "TargetLocationAlarmConfiguration": {
          "Alarms": [
            {
              "Name": "string"
            }
          ],
          "IgnorePollAlarmFailure": boolean
        },
        "TargetLocationMaxConcurrency": "string",
        "TargetLocationMaxErrors": "string",
        "Targets": [
          {
            "Key": "string",
            "Values": [ "string" ]
          }
        ],
        "TargetsMaxConcurrency": "string",
        "TargetsMaxErrors": "string"
      }
    ],
    "TargetMaps": [
      {
        "string" : [ "string" ]
      }
    ]
  }
]
```

```
    }
  ],
  "TargetParameterName": "string",
  "Targets": [
    {
      "Key": "string",
      "Values": [ "string" ]
    }
  ]
}
],
"ScheduledTime": number,
"Target": "string",
"TargetLocationsURL": "string",
"TargetMaps": [
  {
    "string" : [ "string" ]
  }
],
"TargetParameterName": "string",
"Targets": [
  {
    "Key": "string",
    "Values": [ "string" ]
  }
],
"TriggeredAlarms": [
  {
    "Name": "string",
    "State": "string"
  }
]
}
],
"NextToken": "string"
}
```

## Response Elements

If the action is successful, the service sends back an HTTP 200 response.

The following data is returned in JSON format by the service.

## [AutomationExecutionMetadataList](#)

The list of details about each automation execution which has occurred which matches the filter specification, if any.

Type: Array of [AutomationExecutionMetadata](#) objects

## [NextToken](#)

The token to use when requesting the next set of items. If there are no additional items to return, the string is empty.

Type: String

## Errors

For information about the errors that are common to all actions, see [Common Errors](#).

### **InternalServerError**

An error occurred on the server side.

HTTP Status Code: 500

### **InvalidFilterKey**

The specified key isn't valid.

HTTP Status Code: 400

### **InvalidFilterValue**

The filter value isn't valid. Verify the value and try again.

HTTP Status Code: 400

### **InvalidNextToken**

The specified token isn't valid.

HTTP Status Code: 400



# Examples

## Example

This example illustrates one usage of DescribeAutomationExecutions.

### Sample Request

```
POST / HTTP/1.1
Host: ssm.us-east-2.amazonaws.com
Accept-Encoding: identity
X-Amz-Target: AmazonSSM.DescribeAutomationExecutions
Content-Type: application/x-amz-json-1.1
User-Agent: aws-cli/1.17.12 Python/3.6.8 Darwin/18.7.0 botocore/1.14.12
X-Amz-Date: 20240324T173011Z
Authorization: AWS4-HMAC-SHA256 Credential=AKIAIOSFODNN7EXAMPLE/20240324/us-east-2/ssm/
aws4_request,
SignedHeaders=content-type;host;x-amz-date;x-amz-target, Signature=39c3b3042cd2aEXAMPLE
Content-Length: 2
```

### Sample Response

```
{
  "AutomationExecutionMetadataList": [
    {
      "AutomationExecutionId": "8a5f5be8-5d93-437a-adbb-394f7EXAMPLE",
      "AutomationExecutionStatus": "Success",
      "AutomationType": "Local",
      "DocumentName": "Example",
      "DocumentVersion": "1",
      "ExecutedBy": "arn:aws:sts::111122223333:assumed-role/Example",
      "ExecutionEndTime": 1585062669.053,
      "ExecutionStartTime": 1585061570.827,
      "LogFile": "",
      "Mode": "Auto",
      "Outputs": {},
      "ResolvedTargets": {
        "ParameterValues": [],
        "Truncated": false
      },
      "Targets": []
    }
  ]
}
```

```
}
```

## See Also

For more information about using this API in one of the language-specific AWS SDKs, see the following:

- [AWS Command Line Interface](#)
- [AWS SDK for .NET](#)
- [AWS SDK for C++](#)
- [AWS SDK for Go v2](#)
- [AWS SDK for Java V2](#)
- [AWS SDK for JavaScript V3](#)
- [AWS SDK for PHP V3](#)
- [AWS SDK for Python](#)
- [AWS SDK for Ruby V3](#)

# DescribeAutomationStepExecutions

Information about all active and terminated step executions in an Automation workflow.

## Request Syntax

```
{
  "AutomationExecutionId": "string",
  "Filters": [
    {
      "Key": "string",
      "Values": [ "string" ]
    }
  ],
  "MaxResults": number,
  "NextToken": "string",
  "ReverseOrder": boolean
}
```

## Request Parameters

For information about the parameters that are common to all actions, see [Common Parameters](#).

The request accepts the following data in JSON format.

### [AutomationExecutionId](#)

The Automation execution ID for which you want step execution descriptions.

Type: String

Length Constraints: Fixed length of 36.

Required: Yes

### [Filters](#)

One or more filters to limit the number of step executions returned by the request.

Type: Array of [StepExecutionFilter](#) objects

Array Members: Minimum number of 1 item. Maximum number of 6 items.

Required: No

## MaxResults

The maximum number of items to return for this call. The call also returns a token that you can specify in a subsequent call to get the next set of results.

Type: Integer

Valid Range: Minimum value of 1. Maximum value of 50.

Required: No

## NextToken

The token for the next set of items to return. (You received this token from a previous call.)

Type: String

Required: No

## ReverseOrder

Indicates whether to list step executions in reverse order by start time. The default value is 'false'.

Type: Boolean

Required: No

## Response Syntax

```
{
  "NextToken": "string",
  "StepExecutions": [
    {
      "Action": "string",
      "ExecutionEndTime": number,
      "ExecutionStartTime": number,
      "FailureDetails": {
        "Details": {
          "string" : [ "string" ]
        },
        "FailureStage": "string",
        "FailureType": "string"
      },
      "FailureMessage": "string",
```

```
"Inputs": {
  "string" : "string"
},
"IsCritical": boolean,
"IsEnd": boolean,
"MaxAttempts": number,
"NextStep": "string",
"OnFailure": "string",
"Outputs": {
  "string" : [ "string" ]
},
"OverriddenParameters": {
  "string" : [ "string" ]
},
"ParentStepDetails": {
  "Action": "string",
  "Iteration": number,
  "IteratorValue": "string",
  "StepExecutionId": "string",
  "StepName": "string"
},
"Response": "string",
"ResponseCode": "string",
"StepExecutionId": "string",
"StepName": "string",
"StepStatus": "string",
"TargetLocation": {
  "Accounts": [ "string" ],
  "ExcludeAccounts": [ "string" ],
  "ExecutionRoleName": "string",
  "IncludeChildOrganizationUnits": boolean,
  "Regions": [ "string" ],
  "TargetLocationAlarmConfiguration": {
    "Alarms": [
      {
        "Name": "string"
      }
    ],
    "IgnorePollAlarmFailure": boolean
  },
  "TargetLocationMaxConcurrency": "string",
  "TargetLocationMaxErrors": "string",
  "Targets": [
    {
```

```
        "Key": "string",
        "Values": [ "string" ]
      }
    ],
    "TargetsMaxConcurrency": "string",
    "TargetsMaxErrors": "string"
  },
  "Targets": [
    {
      "Key": "string",
      "Values": [ "string" ]
    }
  ],
  "TimeoutSeconds": number,
  "TriggeredAlarms": [
    {
      "Name": "string",
      "State": "string"
    }
  ],
  "ValidNextSteps": [ "string" ]
}
]
```

## Response Elements

If the action is successful, the service sends back an HTTP 200 response.

The following data is returned in JSON format by the service.

### NextToken

The token to use when requesting the next set of items. If there are no additional items to return, the string is empty.

Type: String

### StepExecutions

A list of details about the current state of all steps that make up an execution.

Type: Array of [StepExecution](#) objects

## Errors

For information about the errors that are common to all actions, see [Common Errors](#).

### AutomationExecutionNotFoundException

There is no automation execution information for the requested automation execution ID.

HTTP Status Code: 400

### InternalServerError

An error occurred on the server side.

HTTP Status Code: 500

### InvalidFilterKey

The specified key isn't valid.

HTTP Status Code: 400

### InvalidFilterValue

The filter value isn't valid. Verify the value and try again.

HTTP Status Code: 400

### InvalidNextToken

The specified token isn't valid.

HTTP Status Code: 400

## Examples

### Example

This example illustrates one usage of DescribeAutomationStepExecutions.

### Sample Request

```
POST / HTTP/1.1
Host: ssm.us-east-2.amazonaws.com
```

```

Accept-Encoding: identity
X-Amz-Target: AmazonSSM.DescribeAutomationStepExecutions
Content-Type: application/x-amz-json-1.1
User-Agent: aws-cli/1.17.12 Python/3.6.8 Darwin/18.7.0 botocore/1.14.12
X-Amz-Date: 20240324T180909Z
Authorization: AWS4-HMAC-SHA256 Credential=AKIAIOSFODNN7EXAMPLE/20240324/us-east-2/ssm/
aws4_request,
SignedHeaders=content-type;host;x-amz-date;x-amz-target, Signature=39c3b3042cd2aEXAMPLE
Content-Length: 65

{
  "AutomationExecutionId": "8a5f5be8-5d93-437a-adbb-394f7EXAMPLE"
}

```

## Sample Response

```

{
  "StepExecutions": [
    {
      "Action": "aws:createImage",
      "ExecutionEndTime": 1585062668.968,
      "ExecutionStartTime": 1585061571.144,
      "Inputs": {
        "ImageDescription": "\"AMI for i-02573cafcfEXAMPLE created on
2020-03-24_14.52.51\"",
        "ImageName": "\"i-02573cafcfEXAMPLE-2020-03-24_14.52.51\"",
        "InstanceId": "\"i-02573cafcfEXAMPLE\"",
        "NoReboot": "false"
      },
      "OnFailure": "Abort",
      "Outputs": {
        "ImageId": [
          "ami-0f4706cb37EXAMPLE"
        ],
        "ImageState": [
          "available"
        ],
        "OutputPayload": [
          "{\"ImageId\": \"ami-0f4706cb37EXAMPLE\", \"ImageState\": \"available
\"}"
        ]
      },
      "OverriddenParameters": {}
    }
  ]
}

```



```
        "StepExecutionId": "eff80946-356d-4128-97b2-6a0f5EXAMPLE",
        "StepName": "createImage",
        "StepStatus": "Success"
    }
]
}
```

## See Also

For more information about using this API in one of the language-specific AWS SDKs, see the following:

- [AWS Command Line Interface](#)
- [AWS SDK for .NET](#)
- [AWS SDK for C++](#)
- [AWS SDK for Go v2](#)
- [AWS SDK for Java V2](#)
- [AWS SDK for JavaScript V3](#)
- [AWS SDK for PHP V3](#)
- [AWS SDK for Python](#)
- [AWS SDK for Ruby V3](#)

# DescribeAvailablePatches

Lists all patches eligible to be included in a patch baseline.

## Note

Currently, DescribeAvailablePatches supports only the Amazon Linux 1, Amazon Linux 2, and Windows Server operating systems.

## Request Syntax

```
{
  "Filters": [
    {
      "Key": "string",
      "Values": [ "string" ]
    }
  ],
  "MaxResults": number,
  "NextToken": "string"
}
```

## Request Parameters

For information about the parameters that are common to all actions, see [Common Parameters](#).

The request accepts the following data in JSON format.

### Filters

Each element in the array is a structure containing a key-value pair.

#### Windows Server

Supported keys for Windows Server managed node patches include the following:

- **PATCH\_SET**

Sample values: OS | APPLICATION

- **PRODUCT**

Sample values: WindowsServer2012 | Office 2010 | MicrosoftDefenderAntivirus

- **PRODUCT\_FAMILY**

Sample values: Windows | Office

- **MSRC\_SEVERITY**

Sample values: ServicePacks | Important | Moderate

- **CLASSIFICATION**

Sample values: ServicePacks | SecurityUpdates | DefinitionUpdates

- **PATCH\_ID**

Sample values: KB123456 | KB4516046

## Linux

### Important

When specifying filters for Linux patches, you must specify a key-pair for **PRODUCT**. For example, using the AWS Command Line Interface (AWS CLI), the following command fails:

```
aws ssm describe-available-patches --filters  
Key=CVE_ID,Values=CVE-2018-3615
```

However, the following command succeeds:

```
aws ssm describe-available-patches --filters  
Key=PRODUCT,Values=AmazonLinux2018.03  
Key=CVE_ID,Values=CVE-2018-3615
```

Supported keys for Linux managed node patches include the following:

- **PRODUCT**

Sample values: AmazonLinux2018.03 | AmazonLinux2.0

- **NAME**

Sample values: kernel-headers | samba-python | php

- **SEVERITY**

Sample values: Critical | Important | Medium | Low

- **EPOCH**

Sample values: 0 | 1

- **VERSION**

Sample values: 78.6.1 | 4.10.16

- **RELEASE**

Sample values: 9.56.amzn1 | 1.amzn2

- **ARCH**

Sample values: i686 | x86\_64

- **REPOSITORY**

Sample values: Core | Updates

- **ADVISORY\_ID**

Sample values: ALAS-2018-1058 | ALAS2-2021-1594

- **CVE\_ID**

Sample values: CVE-2018-3615 | CVE-2020-1472

- **BUGZILLA\_ID**

Sample values: 1463241

Type: Array of [PatchOrchestratorFilter](#) objects

Array Members: Minimum number of 0 items. Maximum number of 5 items.

Required: No

### **MaxResults**

The maximum number of patches to return (per page).

Type: Integer

Valid Range: Minimum value of 1. Maximum value of 100.

Required: No

### NextToken

The token for the next set of items to return. (You received this token from a previous call.)

Type: String

Required: No

## Response Syntax

```
{
  "NextToken": "string",
  "Patches": [
    {
      "AdvisoryIds": [ "string" ],
      "Arch": "string",
      "BugzillaIds": [ "string" ],
      "Classification": "string",
      "ContentUrl": "string",
      "CVEIds": [ "string" ],
      "Description": "string",
      "Epoch": number,
      "Id": "string",
      "KbNumber": "string",
      "Language": "string",
      "MsrcNumber": "string",
      "MsrcSeverity": "string",
      "Name": "string",
      "Product": "string",
      "ProductFamily": "string",
      "Release": "string",
      "ReleaseDate": number,
      "Repository": "string",
      "Severity": "string",
      "Title": "string",
      "Vendor": "string",
      "Version": "string"
    }
  ]
}
```

```
}
```

## Response Elements

If the action is successful, the service sends back an HTTP 200 response.

The following data is returned in JSON format by the service.

### NextToken

The token to use when requesting the next set of items. If there are no additional items to return, the string is empty.

Type: String

### Patches

An array of patches. Each entry in the array is a patch structure.

Type: Array of [Patch](#) objects

## Errors

For information about the errors that are common to all actions, see [Common Errors](#).

### **InternalServerError**

An error occurred on the server side.

HTTP Status Code: 500

## Examples

### **Example**

This example illustrates one usage of DescribeAvailablePatches.

### **Sample Request**

```
POST / HTTP/1.1
Host: ssm.us-east-2.amazonaws.com
```

```
Accept-Encoding: identity
Content-Length: 17
X-Amz-Target: AmazonSSM.DescribeAvailablePatches
X-Amz-Date: 20240308T193543Z
User-Agent: aws-cli/1.11.180 Python/2.7.9 Windows/8 botocore/1.7.38
Content-Type: application/x-amz-json-1.1
Authorization: AWS4-HMAC-SHA256 Credential=AKIAIOSFODNN7EXAMPLE/20240308/us-east-2/ssm/
aws4_request,
SignedHeaders=content-type;host;x-amz-date;x-amz-target, Signature=39c3b3042cd2aEXAMPLE
```

```
{
  "Filters": [
    {
      "Key": "PRODUCT",
      "Values": [
        "WindowsServer2016"
      ]
    },
    {
      "Key": "CLASSIFICATION",
      "Values": [
        "SecurityUpdates"
      ]
    },
    {
      "Key": "MSRC_SEVERITY",
      "Values": [
        "Critical"
      ]
    }
  ]
}
```

## Sample Response

```
{
  "Patches": [
    {
      "Classification": "SecurityUpdates",
      "ContentUrl": "https://support.microsoft.com/en-us/kb/4074588",
      "Description": "A security issue has been identified in a Microsoft
software
product that could affect your system. You can help protect your system by
```

```

installing this update from Microsoft. For a complete listing of the
issues
that are included in this update, see the associated Microsoft Knowledge
Base
article. After you install this update, you may have to restart your
system.",
    "Id": "11adea10-0701-430e-954f-9471595ae246",
    "KbNumber": "KB4074588",
    "Language": "All",
    "MsrcNumber": "",
    "MsrcSeverity": "Critical",
    "Product": "WindowsServer2016",
    "ProductFamily": "Windows",
    "ReleaseDate": 1518548400,
    "Title": "2018-02 Cumulative Update for Windows Server 2016 (1709) for x64-
based
Systems (KB4074588)",
    "Vendor": "Microsoft"
  },
  {
    "Classification": "SecurityUpdates",
    "ContentUrl": "https://support.microsoft.com/en-us/kb/4074590",
    "Description": "A security issue has been identified in a Microsoft
software
product that could affect your system. You can help protect your system by
installing this update from Microsoft. For a complete listing of the issues
that are included in this update, see the associated Microsoft Knowledge Base article.
After you install this update, you may have to restart your system.",
    "Id": "f5f58231-ac5d-4640-ab1b-9dc8d857c265",
    "KbNumber": "KB4074590",
    "Language": "All",
    "MsrcNumber": "",
    "MsrcSeverity": "Critical",
    "Product": "WindowsServer2016",
    "ProductFamily": "Windows",
    "ReleaseDate": 1518544805,
    "Title": "2018-02 Cumulative Update for Windows Server 2016 for x64-based
Systems (KB4074590)",
    "Vendor": "Microsoft"
  },
  {
    "Classification": "SecurityUpdates",
    "ContentUrl": "https://support.microsoft.com/en-us/kb/4074595",

```



```
software      "Description": "A security issue has been identified in a Microsoft
issues        product that could affect your system. You can help protect your system by
Base          installing this update from Microsoft. For a complete listing of the
system." ,
              "Id": "754b5889-2e01-40cc-8833-edf86b35541f",
              "KbNumber": "KB4074595",
              "Language": "All",
              "MsrcNumber": "",
              "MsrcSeverity": "Critical",
              "Product": "WindowsServer2016",
              "ProductFamily": "Windows",
              "ReleaseDate": 1517965209,
              "Title": "2018-02 Security Update for Adobe Flash Player for Windows Server
2016          for x64-based Systems (KB4074595)",
              "Vendor": "Microsoft"
            }
          ]
        }
```

## See Also

For more information about using this API in one of the language-specific AWS SDKs, see the following:

- [AWS Command Line Interface](#)
- [AWS SDK for .NET](#)
- [AWS SDK for C++](#)
- [AWS SDK for Go v2](#)
- [AWS SDK for Java V2](#)
- [AWS SDK for JavaScript V3](#)
- [AWS SDK for PHP V3](#)
- [AWS SDK for Python](#)
- [AWS SDK for Ruby V3](#)



# DescribeDocument

Describes the specified AWS Systems Manager document (SSM document).

## Request Syntax

```
{
  "DocumentVersion": "string",
  "Name": "string",
  "VersionName": "string"
}
```

## Request Parameters

For information about the parameters that are common to all actions, see [Common Parameters](#).

The request accepts the following data in JSON format.

### DocumentVersion

The document version for which you want information. Can be a specific version or the default version.

Type: String

Pattern: ( $[\$]LATEST$  |  $[\$]DEFAULT$  |  $^[1-9][0-9]*$ )

Required: No

### Name

The name of the SSM document.

Type: String

Pattern:  $^[a-zA-Z0-9_\- \. : /]{3,128}$ \$

Required: Yes

### VersionName

An optional field specifying the version of the artifact associated with the document. For example, 12.6. This value is unique across all versions of a document, and can't be changed.

Type: String

Pattern: `^[a-zA-Z0-9_\-.]{1,128}$`

Required: No

## Response Syntax

```
{
  "Document": {
    "ApprovedVersion": "string",
    "AttachmentsInformation": [
      {
        "Name": "string"
      }
    ],
    "Author": "string",
    "Category": [ "string" ],
    "CategoryEnum": [ "string" ],
    "CreateDate": number,
    "DefaultVersion": "string",
    "Description": "string",
    "DisplayName": "string",
    "DocumentFormat": "string",
    "DocumentType": "string",
    "DocumentVersion": "string",
    "Hash": "string",
    "HashType": "string",
    "LatestVersion": "string",
    "Name": "string",
    "Owner": "string",
    "Parameters": [
      {
        "DefaultValue": "string",
        "Description": "string",
        "Name": "string",
        "Type": "string"
      }
    ],
    "PendingReviewVersion": "string",
    "PlatformTypes": [ "string" ],
    "Requires": [
      {
        "Name": "string",
        "RequireType": "string",
```

```
        "Version": "string",
        "VersionName": "string"
    }
],
"ReviewInformation": [
    {
        "ReviewedTime": number,
        "Reviewer": "string",
        "Status": "string"
    }
],
"ReviewStatus": "string",
"SchemaVersion": "string",
"Sha1": "string",
"Status": "string",
"StatusInformation": "string",
"Tags": [
    {
        "Key": "string",
        "Value": "string"
    }
],
"TargetType": "string",
"VersionName": "string"
}
}
```

## Response Elements

If the action is successful, the service sends back an HTTP 200 response.

The following data is returned in JSON format by the service.

### Document

Information about the SSM document.

Type: [DocumentDescription](#) object

## Errors

For information about the errors that are common to all actions, see [Common Errors](#).

## InternalServerError

An error occurred on the server side.

HTTP Status Code: 500

## InvalidDocument

The specified SSM document doesn't exist.

HTTP Status Code: 400

## InvalidDocumentVersion

The document version isn't valid or doesn't exist.

HTTP Status Code: 400

## Examples

### Example

This example illustrates one usage of DescribeDocument.

### Sample Request

```
POST / HTTP/1.1
Host: ssm.us-east-2.amazonaws.com
Accept-Encoding: identity
X-Amz-Target: AmazonSSM.DescribeDocument
Content-Type: application/x-amz-json-1.1
User-Agent: aws-cli/1.17.12 Python/3.6.8 Darwin/18.7.0 botocore/1.14.12
X-Amz-Date: 20240324T182134Z
Authorization: AWS4-HMAC-SHA256 Credential=AKIAIOSFODNN7EXAMPLE/20240324/us-east-2/ssm/
aws4_request,
SignedHeaders=content-type;host;x-amz-date;x-amz-target, Signature=39c3b3042cd2aEXAMPLE
Content-Length: 23

{
  "Name": "Example"
}
```

## Sample Response

```
{
  "Document": {
    "CreateDate": 1585061514.204,
    "DefaultVersion": "1",
    "Description": "Example",
    "DocumentFormat": "YAML",
    "DocumentType": "Automation",
    "DocumentVersion": "1",
    "DisplayName": "ExampleDoc",
    "Hash": "68b196e538f5a895f87a0cc15eb74614021f44b47329aa95ccc0f4f71EXAMPLE",
    "HashType": "Sha256",
    "LatestVersion": "1",
    "Name": "Example",
    "Owner": "111122223333",
    "Parameters": [
      {
        "DefaultValue": "",
        "Description": "(Required) The ARN of the role that allows Automation
to perform the actions on your behalf. If no role is specified, Systems Manager
Automation uses your IAM permissions to execute this document.",
        "Name": "AutomationAssumeRole",
        "Type": "String"
      },
      {
        "DefaultValue": "",
        "Description": "(Required) The Instance Id to create an image of.",
        "Name": "InstanceId",
        "Type": "String"
      }
    ],
    "PlatformTypes": [
      "Windows",
      "Linux"
    ],
    "SchemaVersion": "0.3",
    "Status": "Active",
    "Tags": []
  }
}
```

## See Also

For more information about using this API in one of the language-specific AWS SDKs, see the following:

- [AWS Command Line Interface](#)
- [AWS SDK for .NET](#)
- [AWS SDK for C++](#)
- [AWS SDK for Go v2](#)
- [AWS SDK for Java V2](#)
- [AWS SDK for JavaScript V3](#)
- [AWS SDK for PHP V3](#)
- [AWS SDK for Python](#)
- [AWS SDK for Ruby V3](#)



# DescribeDocumentPermission

Describes the permissions for a AWS Systems Manager document (SSM document). If you created the document, you are the owner. If a document is shared, it can either be shared privately (by specifying a user's AWS account ID) or publicly (*All*).

## Request Syntax

```
{
  "MaxResults": number,
  "Name": "string",
  "NextToken": "string",
  "PermissionType": "string"
}
```

## Request Parameters

For information about the parameters that are common to all actions, see [Common Parameters](#).

The request accepts the following data in JSON format.

### MaxResults

The maximum number of items to return for this call. The call also returns a token that you can specify in a subsequent call to get the next set of results.

Type: Integer

Valid Range: Minimum value of 1. Maximum value of 200.

Required: No

### Name

The name of the document for which you are the owner.

Type: String

Pattern: `^[a-zA-Z0-9_\-\.]{3,128}$`

Required: Yes

## NextToken

The token for the next set of items to return. (You received this token from a previous call.)

Type: String

Required: No

## PermissionType

The permission type for the document. The permission type can be *Share*.

Type: String

Valid Values: Share

Required: Yes

## Response Syntax

```
{
  "AccountIds": [ "string" ],
  "AccountSharingInfoList": [
    {
      "AccountId": "string",
      "SharedDocumentVersion": "string"
    }
  ],
  "NextToken": "string"
}
```

## Response Elements

If the action is successful, the service sends back an HTTP 200 response.

The following data is returned in JSON format by the service.

### AccountIds

The account IDs that have permission to use this document. The ID can be either an AWS account or *All*.

Type: Array of strings

Array Members: Maximum number of 20 items.

Pattern: (?i)all|[0-9]{12}

### AccountSharingInfoList

A list of AWS accounts where the current document is shared and the version shared with each account.

Type: Array of [AccountSharingInfo](#) objects

### NextToken

The token for the next set of items to return. Use this token to get the next set of results.

Type: String

## Errors

For information about the errors that are common to all actions, see [Common Errors](#).

### **InternalServerError**

An error occurred on the server side.

HTTP Status Code: 500

### **InvalidDocument**

The specified SSM document doesn't exist.

HTTP Status Code: 400

### **InvalidDocumentOperation**

You attempted to delete a document while it is still shared. You must stop sharing the document before you can delete it.

HTTP Status Code: 400

### **InvalidNextToken**

The specified token isn't valid.

HTTP Status Code: 400

## InvalidPermissionType

The permission type isn't supported. *Share* is the only supported permission type.

HTTP Status Code: 400

## Examples

### Example

This example illustrates one usage of DescribeDocumentPermission.

### Sample Request

```
POST / HTTP/1.1
Host: ssm.us-east-2.amazonaws.com
Accept-Encoding: identity
X-Amz-Target: AmazonSSM.DescribeDocumentPermission
Content-Type: application/x-amz-json-1.1
User-Agent: aws-cli/1.17.12 Python/3.6.8 Darwin/18.7.0 botocore/1.14.12
X-Amz-Date: 20240324T182653Z
Authorization: AWS4-HMAC-SHA256 Credential=AKIAIOSFODNN7EXAMPLE/20240324/us-east-2/ssm/
aws4_request,
SignedHeaders=content-type;host;x-amz-date;x-amz-target, Signature=39c3b3042cd2aEXAMPLE
Content-Length: 50

{
  "Name": "Example",
  "PermissionType": "Share"
}
```

### Sample Response

```
{
  "AccountIds": [],
  "AccountSharingInfoList": []
}
```

## See Also

For more information about using this API in one of the language-specific AWS SDKs, see the following:

- [AWS Command Line Interface](#)
- [AWS SDK for .NET](#)
- [AWS SDK for C++](#)
- [AWS SDK for Go v2](#)
- [AWS SDK for Java V2](#)
- [AWS SDK for JavaScript V3](#)
- [AWS SDK for PHP V3](#)
- [AWS SDK for Python](#)
- [AWS SDK for Ruby V3](#)

# DescribeEffectiveInstanceAssociations

All associations for the managed nodes.

## Request Syntax

```
{
  "InstanceId": "string",
  "MaxResults": number,
  "NextToken": "string"
}
```

## Request Parameters

For information about the parameters that are common to all actions, see [Common Parameters](#).

The request accepts the following data in JSON format.

### InstanceId

The managed node ID for which you want to view all associations.

Type: String

Pattern: (^i-(\w{8}|\w{17}))\$|^mi-\w{17}\$

Required: Yes

### MaxResults

The maximum number of items to return for this call. The call also returns a token that you can specify in a subsequent call to get the next set of results.

Type: Integer

Valid Range: Minimum value of 1. Maximum value of 5.

Required: No

### NextToken

The token for the next set of items to return. (You received this token from a previous call.)

Type: String

Required: No

## Response Syntax

```
{
  "Associations": [
    {
      "AssociationId": "string",
      "AssociationVersion": "string",
      "Content": "string",
      "InstanceId": "string"
    }
  ],
  "NextToken": "string"
}
```

## Response Elements

If the action is successful, the service sends back an HTTP 200 response.

The following data is returned in JSON format by the service.

### Associations

The associations for the requested managed node.

Type: Array of [InstanceAssociation](#) objects

### NextToken

The token to use when requesting the next set of items. If there are no additional items to return, the string is empty.

Type: String

## Errors

For information about the errors that are common to all actions, see [Common Errors](#).

## InternalServerError

An error occurred on the server side.

HTTP Status Code: 500

## InvalidInstanceId

The following problems can cause this exception:

- You don't have permission to access the managed node.
- AWS Systems Manager Agent (SSM Agent) isn't running. Verify that SSM Agent is running.
- SSM Agent isn't registered with the SSM endpoint. Try reinstalling SSM Agent.
- The managed node isn't in a valid state. Valid states are: Running, Pending, Stopped, and Stopping. Invalid states are: Shutting-down and Terminated.

HTTP Status Code: 400

## InvalidNextToken

The specified token isn't valid.

HTTP Status Code: 400

## Examples

### Example

This example illustrates one usage of `DescribeEffectiveInstanceAssociations`.

### Sample Request

```
POST / HTTP/1.1
Host: ssm.us-east-2.amazonaws.com
Accept-Encoding: identity
X-Amz-Target: AmazonSSM.DescribeEffectiveInstanceAssociations
Content-Type: application/x-amz-json-1.1
User-Agent: aws-cli/1.17.12 Python/3.6.8 Darwin/18.7.0 boto3/1.14.12
X-Amz-Date: 20240326T144721Z
Authorization: AWS4-HMAC-SHA256 Credential=AKIAIOSFODNN7EXAMPLE/20240326/us-east-2/ssm/
aws4_request,
SignedHeaders=content-type;host;x-amz-date;x-amz-target, Signature=39c3b3042cd2aEXAMPLE
Content-Length: 37
```



```
{
  "InstanceId": "i-02573cafcfEXAMPLE"
}
```

## Sample Response

```
{
  "Associations": [
    {
      "AssociationId": "fa94c678-85c6-4d40-926b-7c791EXAMPLE",
      "InstanceId": "i-02573cafcfEXAMPLE",
      "Content": "{\n  \"schemaVersion\": \"1.2\",\n  \"description\":\n  \"Update the Amazon SSM Agent to the latest version or specified version.\",\n  \"truncated--",
      "AssociationVersion": "1"
    }
  ]
}
```

## See Also

For more information about using this API in one of the language-specific AWS SDKs, see the following:

- [AWS Command Line Interface](#)
- [AWS SDK for .NET](#)
- [AWS SDK for C++](#)
- [AWS SDK for Go v2](#)
- [AWS SDK for Java V2](#)
- [AWS SDK for JavaScript V3](#)
- [AWS SDK for PHP V3](#)
- [AWS SDK for Python](#)
- [AWS SDK for Ruby V3](#)

# DescribeEffectivePatchesForPatchBaseline

Retrieves the current effective patches (the patch and the approval state) for the specified patch baseline. Applies to patch baselines for Windows only.

## Request Syntax

```
{
  "BaselineId": "string",
  "MaxResults": number,
  "NextToken": "string"
}
```

## Request Parameters

For information about the parameters that are common to all actions, see [Common Parameters](#).

The request accepts the following data in JSON format.

### BaselineId

The ID of the patch baseline to retrieve the effective patches for.

Type: String

Length Constraints: Minimum length of 20. Maximum length of 128.

Pattern: `^[a-zA-Z0-9_\- :/]{20,128}$`

Required: Yes

### MaxResults

The maximum number of patches to return (per page).

Type: Integer

Valid Range: Minimum value of 1. Maximum value of 100.

Required: No

## NextToken

The token for the next set of items to return. (You received this token from a previous call.)

Type: String

Required: No

## Response Syntax

```
{
  "EffectivePatches": [
    {
      "Patch": {
        "AdvisoryIds": [ "string" ],
        "Arch": "string",
        "BugzillaIds": [ "string" ],
        "Classification": "string",
        "ContentUrl": "string",
        "CVEIds": [ "string" ],
        "Description": "string",
        "Epoch": number,
        "Id": "string",
        "KbNumber": "string",
        "Language": "string",
        "MsrcNumber": "string",
        "MsrcSeverity": "string",
        "Name": "string",
        "Product": "string",
        "ProductFamily": "string",
        "Release": "string",
        "ReleaseDate": number,
        "Repository": "string",
        "Severity": "string",
        "Title": "string",
        "Vendor": "string",
        "Version": "string"
      },
      "PatchStatus": {
        "ApprovalDate": number,
        "ComplianceLevel": "string",
        "DeploymentStatus": "string"
      }
    }
  ]
}
```

```
    }  
  ],  
  "NextToken": "string"  
}
```

## Response Elements

If the action is successful, the service sends back an HTTP 200 response.

The following data is returned in JSON format by the service.

### EffectivePatches

An array of patches and patch status.

Type: Array of [EffectivePatch](#) objects

### NextToken

The token to use when requesting the next set of items. If there are no additional items to return, the string is empty.

Type: String

## Errors

For information about the errors that are common to all actions, see [Common Errors](#).

### **DoesNotExistException**

Error returned when the ID specified for a resource, such as a maintenance window or patch baseline, doesn't exist.

For information about resource quotas in AWS Systems Manager, see [Systems Manager service quotas](#) in the *Amazon Web Services General Reference*.

HTTP Status Code: 400

### **InternalServerError**

An error occurred on the server side.

HTTP Status Code: 500

## InvalidResourceId

The resource ID isn't valid. Verify that you entered the correct ID and try again.

HTTP Status Code: 400

## UnsupportedOperatingSystem

The operating systems you specified isn't supported, or the operation isn't supported for the operating system.

HTTP Status Code: 400

## Examples

### Example

This example illustrates one usage of DescribeEffectivePatchesForPatchBaseline.

### Sample Request

```
POST / HTTP/1.1
Host: ssm.us-east-2.amazonaws.com
Accept-Encoding: identity
Content-Length: 38
X-Amz-Target: AmazonSSM.DescribeEffectivePatchesForPatchBaseline
X-Amz-Date: 20240309T061447Z
User-Agent: aws-cli/1.11.180 Python/2.7.9 Windows/8 botocore/1.7.38
Content-Type: application/x-amz-json-1.1
Authorization: AWS4-HMAC-SHA256 Credential=AKIAIOSFODNN7EXAMPLE/20240309/us-east-2/ssm/
aws4_request,
SignedHeaders=content-type;host;x-amz-date;x-amz-target, Signature=39c3b3042cd2aEXAMPLE

{
  "BaselineId": "pb-0c10e65780EXAMPLE"
}
```

### Sample Response

```
{
  "EffectivePatches": [
    {
      "Patch": {
```

```

        "Classification": "SecurityUpdates",
        "ContentUrl": "https://support.microsoft.com/en-us/kb/2032276",
        "Description": "A security issue has been identified that could allow
an
control
from
system.",
        "Id": "8692029b-a3a2-4a87-a73b-8ea881b4b4d6",
        "KbNumber": "KB2032276",
        "Language": "All",
        "MsrcNumber": "MS10-043",
        "MsrcSeverity": "Important",
        "Product": "WindowsServer2008R2",
        "ProductFamily": "Windows",
        "ReleaseDate": 1279040400,
        "Title": "Security Update for Windows Server 2008 R2 x64 Edition
(KB2032276)",
        "Vendor": "Microsoft"
    },
    "PatchStatus": {
        "ApprovalDate": 1279299600,
        "ComplianceLevel": "UNSPECIFIED",
        "DeploymentStatus": "APPROVED"
    }
},
{
    "Patch": {
        "Classification": "SecurityUpdates",
        "ContentUrl": "https://support.microsoft.com/en-us/kb/2124261",
        "Description": "A security issue has been identified that could allow
an
control
from
system.",
        "Id": "12ef1bed-0dd2-4633-b3ac-60888aa8ba33",
        "KbNumber": "KB2124261",
        "Language": "All",
        "MsrcNumber": "MS10-065",

```

```
        "MsrcSeverity": "Important",
        "Product": "Windows7",
        "ProductFamily": "Windows",
        "ReleaseDate": 1284483600,
        "Title": "Security Update for Windows 7 (KB2124261)",
        "Vendor": "Microsoft"
    },
    "PatchStatus": {
        "ApprovalDate": 1284742800,
        "ComplianceLevel": "UNSPECIFIED",
        "DeploymentStatus": "APPROVED"
    }
},
{
    "Patch": {
        "Classification": "SecurityUpdates",
        "ContentUrl": "https://support.microsoft.com/en-us/kb/2124261",
        "Description": "A security issue has been identified that could allow
an
control
from
system.",
        "Id": "1b571637-30ed-48d6-b2f3-24d374fdebb8",
        "KbNumber": "KB2124261",
        "Language": "All",
        "MsrcNumber": "MS10-065",
        "MsrcSeverity": "Important",
        "Product": "WindowsServer2008R2",
        "ProductFamily": "Windows",
        "ReleaseDate": 1284483600,
        "Title": "Security Update for Windows Server 2008 R2 x64 Edition
(KB2124261)",
        "Vendor": "Microsoft"
    },
    "PatchStatus": {
        "ApprovalDate": 1284742800,
        "ComplianceLevel": "UNSPECIFIED",
        "DeploymentStatus": "APPROVED"
    }
}
// There may be more content here
```

```
]
}
```

## See Also

For more information about using this API in one of the language-specific AWS SDKs, see the following:

- [AWS Command Line Interface](#)
- [AWS SDK for .NET](#)
- [AWS SDK for C++](#)
- [AWS SDK for Go v2](#)
- [AWS SDK for Java V2](#)
- [AWS SDK for JavaScript V3](#)
- [AWS SDK for PHP V3](#)
- [AWS SDK for Python](#)
- [AWS SDK for Ruby V3](#)



# DescribeInstanceAssociationsStatus

The status of the associations for the managed nodes.

## Request Syntax

```
{
  "InstanceId": "string",
  "MaxResults": number,
  "NextToken": "string"
}
```

## Request Parameters

For information about the parameters that are common to all actions, see [Common Parameters](#).

The request accepts the following data in JSON format.

### InstanceId

The managed node IDs for which you want association status information.

Type: String

Pattern: (^i-(\w{8}|\w{17}))\$|^mi-\w{17}\$

Required: Yes

### MaxResults

The maximum number of items to return for this call. The call also returns a token that you can specify in a subsequent call to get the next set of results.

Type: Integer

Valid Range: Minimum value of 1. Maximum value of 50.

Required: No

### NextToken

The token for the next set of items to return. (You received this token from a previous call.)

Type: String

Required: No

## Response Syntax

```
{
  "InstanceAssociationStatusInfos": [
    {
      "AssociationId": "string",
      "AssociationName": "string",
      "AssociationVersion": "string",
      "DetailedStatus": "string",
      "DocumentVersion": "string",
      "ErrorCode": "string",
      "ExecutionDate": number,
      "ExecutionSummary": "string",
      "InstanceId": "string",
      "Name": "string",
      "OutputUrl": {
        "S3OutputUrl": {
          "OutputUrl": "string"
        }
      },
      "Status": "string"
    }
  ],
  "NextToken": "string"
}
```

## Response Elements

If the action is successful, the service sends back an HTTP 200 response.

The following data is returned in JSON format by the service.

### [InstanceAssociationStatusInfos](#)

Status information about the association.

Type: Array of [InstanceAssociationStatusInfo](#) objects

## **NextToken**

The token to use when requesting the next set of items. If there are no additional items to return, the string is empty.

Type: String

## **Errors**

For information about the errors that are common to all actions, see [Common Errors](#).

### **InternalServerError**

An error occurred on the server side.

HTTP Status Code: 500

### **InvalidInstanceId**

The following problems can cause this exception:

- You don't have permission to access the managed node.
- AWS Systems Manager Agent (SSM Agent) isn't running. Verify that SSM Agent is running.
- SSM Agent isn't registered with the SSM endpoint. Try reinstalling SSM Agent.
- The managed node isn't in a valid state. Valid states are: Running, Pending, Stopped, and Stopping. Invalid states are: Shutting-down and Terminated.

HTTP Status Code: 400

### **InvalidNextToken**

The specified token isn't valid.

HTTP Status Code: 400

## **Examples**

### **Example**

This example illustrates one usage of `DescribeInstanceAssociationsStatus`.

## Sample Request

```
POST / HTTP/1.1
Host: ssm.us-east-2.amazonaws.com
Accept-Encoding: identity
X-Amz-Target: AmazonSSM.DescribeInstanceAssociationsStatus
Content-Type: application/x-amz-json-1.1
User-Agent: aws-cli/1.17.12 Python/3.6.8 Darwin/18.7.0 botocore/1.14.12
X-Amz-Date: 20240324T185152Z
Authorization: AWS4-HMAC-SHA256 Credential=AKIAIOSFODNN7EXAMPLE/20240324/us-east-2/ssm/
aws4_request,
SignedHeaders=content-type;host;x-amz-date;x-amz-target, Signature=39c3b3042cd2aEXAMPLE
Content-Length: 37

{
  "InstanceId": "i-02573cafcfEXAMPLE"
}
```

## Sample Response

```
{
  "InstanceAssociationStatusInfos": [
    {
      "AssociationId": "fa94c678-85c6-4d40-926b-7c791EXAMPLE",
      "AssociationVersion": "1",
      "DetailedStatus": "Success",
      "DocumentVersion": "1",
      "ExecutionDate": 1581948052.198,
      "InstanceId": "i-02573cafcfEXAMPLE",
      "Name": "AWS-UpdateSSMAgent",
      "Status": "Success"
    }
  ]
}
```

## See Also

For more information about using this API in one of the language-specific AWS SDKs, see the following:

- [AWS Command Line Interface](#)
- [AWS SDK for .NET](#)

- [AWS SDK for C++](#)
- [AWS SDK for Go v2](#)
- [AWS SDK for Java V2](#)
- [AWS SDK for JavaScript V3](#)
- [AWS SDK for PHP V3](#)
- [AWS SDK for Python](#)
- [AWS SDK for Ruby V3](#)

# DescribeInstanceInformation

Provides information about one or more of your managed nodes, including the operating system platform, SSM Agent version, association status, and IP address. This operation does not return information for nodes that are either Stopped or Terminated.

If you specify one or more node IDs, the operation returns information for those managed nodes. If you don't specify node IDs, it returns information for all your managed nodes. If you specify a node ID that isn't valid or a node that you don't own, you receive an error.

## Note

The `IamRole` field returned for this API operation is the role assigned to an Amazon EC2 instance configured with a Systems Manager Quick Setup host management configuration or the role assigned to an on-premises managed node.

## Request Syntax

```
{
  "Filters": [
    {
      "Key": "string",
      "Values": [ "string" ]
    }
  ],
  "InstanceInformationFilterList": [
    {
      "key": "string",
      "valueSet": [ "string" ]
    }
  ],
  "MaxResults": number,
  "NextToken": "string"
}
```

## Request Parameters

For information about the parameters that are common to all actions, see [Common Parameters](#).

The request accepts the following data in JSON format.

## Filters

One or more filters. Use a filter to return a more specific list of managed nodes. You can filter based on tags applied to your managed nodes. Tag filters can't be combined with other filter types. Use this `Filters` data type instead of `InstanceInformationFilterList`, which is deprecated.

Type: Array of [InstanceInformationStringFilter](#) objects

Array Members: Minimum number of 0 items.

Required: No

## InstanceInformationFilterList

This is a legacy method. We recommend that you don't use this method. Instead, use the `Filters` data type. `Filters` enables you to return node information by filtering based on tags applied to managed nodes.

### Note

Attempting to use `InstanceInformationFilterList` and `Filters` leads to an exception error.

Type: Array of [InstanceInformationFilter](#) objects

Array Members: Minimum number of 0 items.

Required: No

## MaxResults

The maximum number of items to return for this call. The call also returns a token that you can specify in a subsequent call to get the next set of results. The default value is 10 items.

Type: Integer

Valid Range: Minimum value of 5. Maximum value of 50.

Required: No

### NextToken

The token for the next set of items to return. (You received this token from a previous call.)

Type: String

Required: No

## Response Syntax

```
{
  "InstanceInformationList": [
    {
      "ActivationId": "string",
      "AgentVersion": "string",
      "AssociationOverview": {
        "DetailedStatus": "string",
        "InstanceAssociationStatusAggregatedCount": {
          "string" : number
        }
      },
      "AssociationStatus": "string",
      "ComputerName": "string",
      "IamRole": "string",
      "InstanceId": "string",
      "IPAddress": "string",
      "IsLatestVersion": boolean,
      "LastAssociationExecutionDate": number,
      "LastPingDateTime": number,
      "LastSuccessfulAssociationExecutionDate": number,
      "Name": "string",
      "PingStatus": "string",
      "PlatformName": "string",
      "PlatformType": "string",
      "PlatformVersion": "string",
      "RegistrationDate": number,
      "ResourceType": "string",
      "SourceId": "string",
      "SourceType": "string"
    }
  ],
}
```



```
"NextToken": "string"  
}
```

## Response Elements

If the action is successful, the service sends back an HTTP 200 response.

The following data is returned in JSON format by the service.

### InstanceInformationList

The managed node information list.

Type: Array of [InstanceInformation](#) objects

### NextToken

The token to use when requesting the next set of items. If there are no additional items to return, the string is empty.

Type: String

## Errors

For information about the errors that are common to all actions, see [Common Errors](#).

### **InternalServerError**

An error occurred on the server side.

HTTP Status Code: 500

### **InvalidFilterKey**

The specified key isn't valid.

HTTP Status Code: 400

### **InvalidInstanceId**

The following problems can cause this exception:

- You don't have permission to access the managed node.
- AWS Systems Manager Agent (SSM Agent) isn't running. Verify that SSM Agent is running.

- SSM Agent isn't registered with the SSM endpoint. Try reinstalling SSM Agent.
- The managed node isn't in a valid state. Valid states are: Running, Pending, Stopped, and Stopping. Invalid states are: Shutting-down and Terminated.

HTTP Status Code: 400

### **InvalidInstanceInformationFilterValue**

The specified filter value isn't valid.

HTTP Status Code: 400

### **InvalidNextToken**

The specified token isn't valid.

HTTP Status Code: 400

## **Examples**

### **Example**

This example illustrates one usage of DescribeInstanceInformation.

### **Sample Request**

```
POST / HTTP/1.1
Host: ssm.us-east-2.amazonaws.com
Accept-Encoding: identity
X-Amz-Target: AmazonSSM.DescribeInstanceInformation
Content-Type: application/x-amz-json-1.1
User-Agent: aws-cli/2.0.0 Python/3.7.5 Windows/10 botocore/2.0.0dev4
X-Amz-Date: 20240220T234247Z
Authorization: AWS4-HMAC-SHA256 Credential=AKIAIOSFODNN7EXAMPLE/20240220/us-east-2/ssm/
aws4_request,
SignedHeaders=content-type;host;x-amz-date;x-amz-target, Signature=39c3b3042cd2aEXAMPLE
Content-Length: 72

{
  "Filters": [
    {
      "Key": "InstanceIds",
      "Values": [
```

```
        "i-02573cafcfEXAMPLE"
    ]
}
}
```

## Sample Response

```
{
  "InstanceInformationList": [
    {
      "AgentVersion": "2.3.871.0",
      "AssociationOverview": {
        "DetailedStatus": "Failed",
        "InstanceAssociationStatusAggregatedCount": {
          "Failed": 1,
          "Success": 1
        }
      },
      "AssociationStatus": "Failed",
      "ComputerName": "WIN-11RMS222RPK.WORKGROUP",
      "IPAddress": "203.0.113.0",
      "InstanceId": "i-02573cafcfEXAMPLE",
      "IsLatestVersion": false,
      "LastAssociationExecutionDate": 1582242019,
      "LastPingDateTime": 1582242018.094,
      "PingStatus": "Online",
      "PlatformName": "Microsoft Windows Server 2008 R2 Datacenter",
      "PlatformType": "Windows",
      "PlatformVersion": "6.1.7601",
      "ResourceType": "EC2Instance"
    }
  ]
}
```

## See Also

For more information about using this API in one of the language-specific AWS SDKs, see the following:

- [AWS Command Line Interface](#)
- [AWS SDK for .NET](#)

- [AWS SDK for C++](#)
- [AWS SDK for Go v2](#)
- [AWS SDK for Java V2](#)
- [AWS SDK for JavaScript V3](#)
- [AWS SDK for PHP V3](#)
- [AWS SDK for Python](#)
- [AWS SDK for Ruby V3](#)

# DescribeInstancePatches

Retrieves information about the patches on the specified managed node and their state relative to the patch baseline being used for the node.

## Request Syntax

```
{
  "Filters": [
    {
      "Key": "string",
      "Values": [ "string" ]
    }
  ],
  "InstanceId": "string",
  "MaxResults": number,
  "NextToken": "string"
}
```

## Request Parameters

For information about the parameters that are common to all actions, see [Common Parameters](#).

The request accepts the following data in JSON format.

### Filters

Each element in the array is a structure containing a key-value pair.

Supported keys for DescribeInstancePatches include the following:

- **Classification**

Sample values: Security | SecurityUpdates

- **KBId**

Sample values: KB4480056 | java-1.7.0-openjdk.x86\_64

- **Severity**

Sample values: Important | Medium | Low

- **State**

Sample values: Installed | InstalledOther | InstalledPendingReboot

For lists of all State values, see [Patch compliance state values](#) in the *AWS Systems Manager User Guide*.

Type: Array of [PatchOrchestratorFilter](#) objects

Array Members: Minimum number of 0 items. Maximum number of 5 items.

Required: No

### [InstanceId](#)

The ID of the managed node whose patch state information should be retrieved.

Type: String

Pattern:  $(^i-(\w{8}|\w{17}))$)|(^mi-\w{17}$)$

Required: Yes

### [MaxResults](#)

The maximum number of patches to return (per page).

Type: Integer

Valid Range: Minimum value of 10. Maximum value of 100.

Required: No

### [NextToken](#)

The token for the next set of items to return. (You received this token from a previous call.)

Type: String

Required: No

## Response Syntax

```
{
  "NextToken": "string",
  "Patches": [
    {
```

```
    "Classification": "string",
    "CVEIds": "string",
    "InstalledTime": number,
    "KBId": "string",
    "Severity": "string",
    "State": "string",
    "Title": "string"
  }
]
```

## Response Elements

If the action is successful, the service sends back an HTTP 200 response.

The following data is returned in JSON format by the service.

### NextToken

The token to use when requesting the next set of items. If there are no additional items to return, the string is empty.

Type: String

### Patches

Each entry in the array is a structure containing:

- Title (string)
- KBId (string)
- Classification (string)
- Severity (string)
- State (string, such as "INSTALLED" or "FAILED")
- InstalledTime (DateTime)
- InstalledBy (string)

Type: Array of [PatchComplianceData](#) objects

## Errors

For information about the errors that are common to all actions, see [Common Errors](#).

## InternalServerError

An error occurred on the server side.

HTTP Status Code: 500

## InvalidFilter

The filter name isn't valid. Verify the you entered the correct name and try again.

HTTP Status Code: 400

## InvalidInstanceId

The following problems can cause this exception:

- You don't have permission to access the managed node.
- AWS Systems Manager Agent (SSM Agent) isn't running. Verify that SSM Agent is running.
- SSM Agent isn't registered with the SSM endpoint. Try reinstalling SSM Agent.
- The managed node isn't in a valid state. Valid states are: Running, Pending, Stopped, and Stopping. Invalid states are: Shutting-down and Terminated.

HTTP Status Code: 400

## InvalidNextToken

The specified token isn't valid.

HTTP Status Code: 400

## Examples

### Example

This example illustrates one usage of DescribeInstancePatches.

### Sample Request

```
POST / HTTP/1.1
Host: ssm.us-east-2.amazonaws.com
Accept-Encoding: identity
Content-Length: 37
```



```
X-Amz-Target: AmazonSSM.DescribeInstancePatches
X-Amz-Date: 20240308T205131Z
User-Agent: aws-cli/1.11.180 Python/2.7.9 Windows/8 botocore/1.7.38
Content-Type: application/x-amz-json-1.1
Authorization: AWS4-HMAC-SHA256 Credential=AKIAIOSFODNN7EXAMPLE/20240308/us-east-2/ssm/
aws4_request,
SignedHeaders=content-type;host;x-amz-date;x-amz-target, Signature=39c3b3042cd2aEXAMPLE

{
  "InstanceId": "i-02573cafcfEXAMPLE"
}
```

## Sample Response

```
{
  "Patches": [
    {
      "Title": "NetworkManager.x86_64:1:1.30.0-7.el8",
      "KBId": "NetworkManager.x86_64",
      "Classification": "Security",
      "Severity": "Moderate",
      "State": "Installed",
      "InstalledTime": "2024-05-19T10:03:07-07:00"
    },
    {
      "Title": "bash.x86_64:0:4.4.19-14.el8",
      "KBId": "bash.x86_64",
      "Classification": "Security",
      "Severity": "Low",
      "State": "Installed",
      "InstalledTime": "2024-05-19T10:03:25-07:00"
    },
    {
      "Title": "kernel-modules.x86_64:0:4.18.0-305.10.2.el8_4",
      "KBId": "kernel-modules.x86_64",
      "Classification": "Security",
      "Severity": "Important",
      "State": "Installed",
      "InstalledTime": "2024-08-04T10:45:42-07:00"
    }
  ]
  // There may be more content here
}
```

## See Also

For more information about using this API in one of the language-specific AWS SDKs, see the following:

- [AWS Command Line Interface](#)
- [AWS SDK for .NET](#)
- [AWS SDK for C++](#)
- [AWS SDK for Go v2](#)
- [AWS SDK for Java V2](#)
- [AWS SDK for JavaScript V3](#)
- [AWS SDK for PHP V3](#)
- [AWS SDK for Python](#)
- [AWS SDK for Ruby V3](#)

# DescribeInstancePatchStates

Retrieves the high-level patch state of one or more managed nodes.

## Request Syntax

```
{  
  "InstanceIds": [ "string" ],  
  "MaxResults": number,  
  "NextToken": "string"  
}
```

## Request Parameters

For information about the parameters that are common to all actions, see [Common Parameters](#).

The request accepts the following data in JSON format.

### InstanceIds

The ID of the managed node for which patch state information should be retrieved.

Type: Array of strings

Array Members: Minimum number of 0 items. Maximum number of 50 items.

Pattern: (^i-(\w{8}|\w{17})\$)|(^mi-\w{17}\$)

Required: Yes

### MaxResults

The maximum number of managed nodes to return (per page).

Type: Integer

Valid Range: Minimum value of 10. Maximum value of 100.

Required: No

### NextToken

The token for the next set of items to return. (You received this token from a previous call.)

Type: String

Required: No

## Response Syntax

```
{
  "InstancePatchStates": [
    {
      "BaselineId": "string",
      "CriticalNonCompliantCount": number,
      "FailedCount": number,
      "InstalledCount": number,
      "InstalledOtherCount": number,
      "InstalledPendingRebootCount": number,
      "InstalledRejectedCount": number,
      "InstallOverrideList": "string",
      "InstanceId": "string",
      "LastNoRebootInstallOperationTime": number,
      "MissingCount": number,
      "NotApplicableCount": number,
      "Operation": "string",
      "OperationEndTime": number,
      "OperationStartTime": number,
      "OtherNonCompliantCount": number,
      "OwnerInformation": "string",
      "PatchGroup": "string",
      "RebootOption": "string",
      "SecurityNonCompliantCount": number,
      "SnapshotId": "string",
      "UnreportedNotApplicableCount": number
    }
  ],
  "NextToken": "string"
}
```

## Response Elements

If the action is successful, the service sends back an HTTP 200 response.

The following data is returned in JSON format by the service.

## InstancePatchStates

The high-level patch state for the requested managed nodes.

Type: Array of [InstancePatchState](#) objects

## NextToken

The token to use when requesting the next set of items. If there are no additional items to return, the string is empty.

Type: String

## Errors

For information about the errors that are common to all actions, see [Common Errors](#).

### InternalServerError

An error occurred on the server side.

HTTP Status Code: 500

### InvalidNextToken

The specified token isn't valid.

HTTP Status Code: 400

## Examples

### Example

This example illustrates one usage of `DescribeInstancePatchStates`.

### Sample Request

```
POST / HTTP/1.1
Host: ssm.us-east-2.amazonaws.com
Accept-Encoding: identity
```

```
Content-Length: 40
X-Amz-Target: AmazonSSM.DescribeInstancePatchStates
X-Amz-Date: 20240308T202310Z
User-Agent: aws-cli/1.11.180 Python/2.7.9 Windows/8 botocore/1.7.38
Content-Type: application/x-amz-json-1.1
Authorization: AWS4-HMAC-SHA256 Credential=AKIAIOSFODNN7EXAMPLE/20240308/us-east-2/ssm/
aws4_request,
SignedHeaders=content-type;host;x-amz-date;x-amz-target, Signature=39c3b3042cd2aEXAMPLE

{
  "InstanceIds": [
    "i-02573cafcfEXAMPLE"
  ]
}
```

## Sample Response

```
{
  "InstancePatchStates": [
    {
      "InstanceId": "i-02573cafcfEXAMPLE",
      "PatchGroup": "mypatchgroup",
      "BaselineId": "pb-0c10e65780EXAMPLE",
      "SnapshotId": "a3f5ff34-9bc4-4d2c-a665-4d1c1EXAMPLE",
      "CriticalNonCompliantCount": 2,
      "SecurityNonCompliantCount": 2,
      "OtherNonCompliantCount": 1,
      "InstalledCount": 123,
      "InstalledOtherCount": 334,
      "InstalledPendingRebootCount": 0,
      "InstalledRejectedCount": 0,
      "MissingCount": 1,
      "FailedCount": 2,
      "UnreportedNotApplicableCount": 11,
      "NotApplicableCount": 2063,
      "OperationStartTime": "2024-05-03T11:00:56-07:00",
      "OperationEndTime": "2024-05-03T11:01:09-07:00",
      "Operation": "Scan",
      "LastNoRebootInstallOperationTime": "2024-04-14T12:17:41-07:00",
      "RebootOption": "RebootIfNeeded"
    }
  ]
}
```

## See Also

For more information about using this API in one of the language-specific AWS SDKs, see the following:

- [AWS Command Line Interface](#)
- [AWS SDK for .NET](#)
- [AWS SDK for C++](#)
- [AWS SDK for Go v2](#)
- [AWS SDK for Java V2](#)
- [AWS SDK for JavaScript V3](#)
- [AWS SDK for PHP V3](#)
- [AWS SDK for Python](#)
- [AWS SDK for Ruby V3](#)

# DescribeInstancePatchStatesForPatchGroup

Retrieves the high-level patch state for the managed nodes in the specified patch group.

## Request Syntax

```
{
  "Filters": [
    {
      "Key": "string",
      "Type": "string",
      "Values": [ "string" ]
    }
  ],
  "MaxResults": number,
  "NextToken": "string",
  "PatchGroup": "string"
}
```

## Request Parameters

For information about the parameters that are common to all actions, see [Common Parameters](#).

The request accepts the following data in JSON format.

### Filters

Each entry in the array is a structure containing:

- Key (string between 1 and 200 characters)
- Values (array containing a single string)
- Type (string "Equal", "NotEqual", "LessThan", "GreaterThan")

Type: Array of [InstancePatchStateFilter](#) objects

Array Members: Minimum number of 0 items. Maximum number of 4 items.

Required: No

### MaxResults

The maximum number of patches to return (per page).

Type: Integer



Valid Range: Minimum value of 10. Maximum value of 100.

Required: No

### NextToken

The token for the next set of items to return. (You received this token from a previous call.)

Type: String

Required: No

### PatchGroup

The name of the patch group for which the patch state information should be retrieved.

Type: String

Length Constraints: Minimum length of 1. Maximum length of 256.

Pattern:  $^([\p{L}\p{Z}\p{N}_\cdot:/=+\-@]^\ast)\$$

Required: Yes

## Response Syntax

```
{
  "InstancePatchStates": [
    {
      "BaselineId": "string",
      "CriticalNonCompliantCount": number,
      "FailedCount": number,
      "InstalledCount": number,
      "InstalledOtherCount": number,
      "InstalledPendingRebootCount": number,
      "InstalledRejectedCount": number,
      "InstallOverrideList": "string",
      "InstanceId": "string",
      "LastNoRebootInstallOperationTime": number,
      "MissingCount": number,
      "NotApplicableCount": number,
      "Operation": "string",
      "OperationEndTime": number,
      "OperationStartTime": number,
      "OtherNonCompliantCount": number,
    }
  ]
}
```

```
    "OwnerInformation": "string",
    "PatchGroup": "string",
    "RebootOption": "string",
    "SecurityNonCompliantCount": number,
    "SnapshotId": "string",
    "UnreportedNotApplicableCount": number
  }
],
"NextToken": "string"
}
```

## Response Elements

If the action is successful, the service sends back an HTTP 200 response.

The following data is returned in JSON format by the service.

### InstancePatchStates

The high-level patch state for the requested managed nodes.

Type: Array of [InstancePatchState](#) objects

Array Members: Minimum number of 1 item. Maximum number of 5 items.

### NextToken

The token to use when requesting the next set of items. If there are no additional items to return, the string is empty.

Type: String

## Errors

For information about the errors that are common to all actions, see [Common Errors](#).

### **InternalServerError**

An error occurred on the server side.

HTTP Status Code: 500

### **InvalidFilter**

The filter name isn't valid. Verify the you entered the correct name and try again.

HTTP Status Code: 400

## InvalidNextToken

The specified token isn't valid.

HTTP Status Code: 400

## Examples

### Example

This example illustrates one usage of `DescribeInstancePatchStatesForPatchGroup`.

### Sample Request

```
POST / HTTP/1.1
Host: ssm.us-east-2.amazonaws.com
Accept-Encoding: identity
Content-Length: 33
X-Amz-Target: AmazonSSM.DescribeInstancePatchStatesForPatchGroup
X-Amz-Date: 20240308T204541Z
User-Agent: aws-cli/1.11.180 Python/2.7.9 Windows/8 botocore/1.7.38
Content-Type: application/x-amz-json-1.1
Authorization: AWS4-HMAC-SHA256 Credential=AKIAIOSFODNN7EXAMPLE/20240308/us-east-2/
ssm/aws4_request,
SignedHeaders=content-type;host;x-amz-date;x-amz-target,
Signature=39c3b3042cd2aEXAMPLE

{
  "PatchGroup": "mypatchgroup"
}
```

### Sample Response

```
{
  "InstancePatchStates": [
    {
      "InstanceId": "i-02573cafcfEXAMPLE",
      "PatchGroup": "mypatchgroup",
      "BaselineId": "pb-0c10e65780EXAMPLE",
      "SnapshotId": "a3f5ff34-9bc4-4d2c-a665-4d1c1EXAMPLE",
      "OwnerInformation": ""
    }
  ]
}
```

```
    "InstalledCount": 32,
    "InstalledOtherCount": 1,
    "InstalledPendingRebootCount": 0,
    "InstalledRejectedCount": 0,
    "MissingCount": 2,
    "FailedCount": 0,
    "UnreportedNotApplicableCount": 2671,
    "NotApplicableCount": 400,
    "OperationStartTime": "2024-08-04T11:03:50.590000-07:00",
    "OperationEndTime": "2024-08-04T11:04:21.555000-07:00",
    "Operation": "Scan",
    "RebootOption": "NoReboot",
    "CriticalNonCompliantCount": 0,
    "SecurityNonCompliantCount": 1,
    "OtherNonCompliantCount": 0
  },
  {
    "InstanceId": "i-0471e04240EXAMPLE",
    "PatchGroup": "mypatchgroup",
    "BaselineId": "pb-09ca3fb51fEXAMPLE",
    "SnapshotId": "05d8ffb0-1bbe-4812-ba2d-d9b7bEXAMPLE",
    "OwnerInformation": "",
    "InstalledCount": 45,
    "InstalledOtherCount": 3,
    "InstalledPendingRebootCount": 1,
    "InstalledRejectedCount": 0,
    "MissingCount": 2,
    "FailedCount": 1,
    "UnreportedNotApplicableCount": 3154,
    "NotApplicableCount": 321,
    "OperationStartTime": "2024-08-04T11:04:30.290000-07:00",
    "OperationEndTime": "2024-08-04T11:04:49.255000-07:00",
    "Operation": "Scan",
    "RebootOption": "NoReboot",
    "CriticalNonCompliantCount": 0,
    "SecurityNonCompliantCount": 2,
    "OtherNonCompliantCount": 1
  }
  // There may be more content here
]
}
```

## See Also

For more information about using this API in one of the language-specific AWS SDKs, see the following:

- [AWS Command Line Interface](#)
- [AWS SDK for .NET](#)
- [AWS SDK for C++](#)
- [AWS SDK for Go v2](#)
- [AWS SDK for Java V2](#)
- [AWS SDK for JavaScript V3](#)
- [AWS SDK for PHP V3](#)
- [AWS SDK for Python](#)
- [AWS SDK for Ruby V3](#)

# DescribeInstanceProperties

An API operation used by the Systems Manager console to display information about Systems Manager managed nodes.

## Request Syntax

```
{
  "FiltersWithOperator": [
    {
      "Key": "string",
      "Operator": "string",
      "Values": [ "string" ]
    }
  ],
  "InstancePropertyFilterList": [
    {
      "key": "string",
      "valueSet": [ "string" ]
    }
  ],
  "MaxResults": number,
  "NextToken": "string"
}
```

## Request Parameters

For information about the parameters that are common to all actions, see [Common Parameters](#).

The request accepts the following data in JSON format.

### [FiltersWithOperator](#)

The request filters to use with the operator.

Type: Array of [InstancePropertyStringFilter](#) objects

Array Members: Minimum number of 1 item. Maximum number of 40 items.

Required: No

### [InstancePropertyFilterList](#)

An array of instance property filters.

Type: Array of [InstancePropertyFilter](#) objects

Array Members: Minimum number of 1 item. Maximum number of 40 items.

Required: No

### [MaxResults](#)

The maximum number of items to return for the call. The call also returns a token that you can specify in a subsequent call to get the next set of results.

Type: Integer

Valid Range: Minimum value of 5. Maximum value of 1000.

Required: No

### [NextToken](#)

The token provided by a previous request to use to return the next set of properties.

Type: String

Required: No

## Response Syntax

```
{
  "InstanceProperties": [
    {
      "ActivationId": "string",
      "AgentVersion": "string",
      "Architecture": "string",
      "AssociationOverview": {
        "DetailedStatus": "string",
        "InstanceAssociationStatusAggregatedCount": {
          "string" : number
        }
      },
      "AssociationStatus": "string",
      "ComputerName": "string",
      "IamRole": "string",
      "InstanceId": "string",
      "InstanceRole": "string",
    }
  ]
}
```

```
"InstanceState": "string",
"InstanceType": "string",
"IPAddress": "string",
"KeyName": "string",
"LastAssociationExecutionDate": number,
"LastPingDateTime": number,
"LastSuccessfulAssociationExecutionDate": number,
"LaunchTime": number,
"Name": "string",
"PingStatus": "string",
"PlatformName": "string",
"PlatformType": "string",
"PlatformVersion": "string",
"RegistrationDate": number,
"ResourceType": "string",
"SourceId": "string",
"SourceType": "string"
}
],
"NextToken": "string"
}
```

## Response Elements

If the action is successful, the service sends back an HTTP 200 response.

The following data is returned in JSON format by the service.

### InstanceProperties

Properties for the managed instances.

Type: Array of [InstanceProperty](#) objects

### NextToken

The token for the next set of properties to return. Use this token to get the next set of results.

Type: String

## Errors

For information about the errors that are common to all actions, see [Common Errors](#).



## **InternalServerError**

An error occurred on the server side.

HTTP Status Code: 500

## **InvalidActivationId**

The activation ID isn't valid. Verify the you entered the correct ActivationId or ActivationCode and try again.

HTTP Status Code: 400

## **InvalidDocument**

The specified SSM document doesn't exist.

HTTP Status Code: 400

## **InvalidFilterKey**

The specified key isn't valid.

HTTP Status Code: 400

## **InvalidInstanceId**

The following problems can cause this exception:

- You don't have permission to access the managed node.
- AWS Systems Manager Agent (SSM Agent) isn't running. Verify that SSM Agent is running.
- SSM Agent isn't registered with the SSM endpoint. Try reinstalling SSM Agent.
- The managed node isn't in a valid state. Valid states are: Running, Pending, Stopped, and Stopping. Invalid states are: Shutting-down and Terminated.

HTTP Status Code: 400

## **InvalidInstancePropertyFilterValue**

The specified filter value isn't valid.

HTTP Status Code: 400

## **InvalidNextToken**

The specified token isn't valid.

HTTP Status Code: 400

## See Also

For more information about using this API in one of the language-specific AWS SDKs, see the following:

- [AWS Command Line Interface](#)
- [AWS SDK for .NET](#)
- [AWS SDK for C++](#)
- [AWS SDK for Go v2](#)
- [AWS SDK for Java V2](#)
- [AWS SDK for JavaScript V3](#)
- [AWS SDK for PHP V3](#)
- [AWS SDK for Python](#)
- [AWS SDK for Ruby V3](#)

# DescribeInventoryDeletions

Describes a specific delete inventory operation.

## Request Syntax

```
{  
  "DeletionId": "string",  
  "MaxResults": number,  
  "NextToken": "string"  
}
```

## Request Parameters

For information about the parameters that are common to all actions, see [Common Parameters](#).

The request accepts the following data in JSON format.

### DeletionId

Specify the delete inventory ID for which you want information. This ID was returned by the DeleteInventory operation.

Type: String

Pattern: [a-f0-9]{8}-[a-f0-9]{4}-[a-f0-9]{4}-[a-f0-9]{4}-[a-f0-9]{12}

Required: No

### MaxResults

The maximum number of items to return for this call. The call also returns a token that you can specify in a subsequent call to get the next set of results.

Type: Integer

Valid Range: Minimum value of 1. Maximum value of 50.

Required: No

### NextToken

A token to start the list. Use this token to get the next set of results.

Type: String

Required: No

## Response Syntax

```
{
  "InventoryDeletions": [
    {
      "DeletionId": "string",
      "DeletionStartTime": number,
      "DeletionSummary": {
        "RemainingCount": number,
        "SummaryItems": [
          {
            "Count": number,
            "RemainingCount": number,
            "Version": "string"
          }
        ],
        "TotalCount": number
      },
      "LastStatus": "string",
      "LastStatusMessage": "string",
      "LastStatusUpdateTime": number,
      "TypeName": "string"
    }
  ],
  "NextToken": "string"
}
```

## Response Elements

If the action is successful, the service sends back an HTTP 200 response.

The following data is returned in JSON format by the service.

### InventoryDeletions

A list of status items for deleted inventory.

Type: Array of [InventoryDeletionStatusItem](#) objects

## NextToken

The token for the next set of items to return. Use this token to get the next set of results.

Type: String

## Errors

For information about the errors that are common to all actions, see [Common Errors](#).

### InternalServerError

An error occurred on the server side.

HTTP Status Code: 500

### InvalidDeletionIdException

The ID specified for the delete operation doesn't exist or isn't valid. Verify the ID and try again.

HTTP Status Code: 400

### InvalidNextToken

The specified token isn't valid.

HTTP Status Code: 400

## Examples

### Example

This example illustrates one usage of DescribeInventoryDeletions.

### Sample Request

```
POST / HTTP/1.1
Host: ssm.us-west-2.amazonaws.com
Accept-Encoding: identity
X-Amz-Target: AmazonSSM.DescribeInventoryDeletions
Content-Type: application/x-amz-json-1.1
User-Agent: aws-cli/2.2.25 Python/3.8.8 Windows/10 exe/AMD64 prompt/off command/
ssm.describe-inventory-deletions
```

```
X-Amz-Date: 20240810T211220Z
Authorization: AWS4-HMAC-SHA256 Credential=AKIAIOSFODNN7EXAMPLE/20240810/us-west-2/ssm/
aws4_request,
SignedHeaders=content-type;host;x-amz-date;x-amz-target, Signature=39c3b3042cd2aEXAMPLE
Content-Length: 2
```

```
{}
```

## Sample Response

```
{
  "InventoryDeletions": [
    {
      "DeletionId": "5bc2ba3b-ee6a-40fa-8d09-5eExample",
      "DeletionStartTime": 1628550146,
      "DeletionSummary": {
        "RemainingCount": 0,
        "SummaryItems": [
          {
            "Count": 1,
            "RemainingCount": 0,
            "Version": "1.0"
          }
        ],
        "TotalCount": 1
      },
      "LastStatus": "Complete",
      "LastStatusMessage": "Deletion is successful",
      "LastStatusUpdateTime": 1628550238,
      "TypeName": "Custom:RackInfo"
    }
  ]
}
```

## See Also

For more information about using this API in one of the language-specific AWS SDKs, see the following:

- [AWS Command Line Interface](#)
- [AWS SDK for .NET](#)
- [AWS SDK for C++](#)

- [AWS SDK for Go v2](#)
- [AWS SDK for Java V2](#)
- [AWS SDK for JavaScript V3](#)
- [AWS SDK for PHP V3](#)
- [AWS SDK for Python](#)
- [AWS SDK for Ruby V3](#)

# DescribeMaintenanceWindowExecutions

Lists the executions of a maintenance window. This includes information about when the maintenance window was scheduled to be active, and information about tasks registered and run with the maintenance window.

## Request Syntax

```
{
  "Filters": [
    {
      "Key": "string",
      "Values": [ "string" ]
    }
  ],
  "MaxResults": number,
  "NextToken": "string",
  "WindowId": "string"
}
```

## Request Parameters

For information about the parameters that are common to all actions, see [Common Parameters](#).

The request accepts the following data in JSON format.

### Filters

Each entry in the array is a structure containing:

- **Key.** A string between 1 and 128 characters. Supported keys include ExecutedBefore and ExecutedAfter.
- **Values.** An array of strings, each between 1 and 256 characters. Supported values are date/time strings in a valid ISO 8601 date/time format, such as 2024-11-04T05:00:00Z.

Type: Array of [MaintenanceWindowFilter](#) objects

Array Members: Minimum number of 0 items. Maximum number of 5 items.

Required: No



## MaxResults

The maximum number of items to return for this call. The call also returns a token that you can specify in a subsequent call to get the next set of results.

Type: Integer

Valid Range: Minimum value of 10. Maximum value of 100.

Required: No

## NextToken

The token for the next set of items to return. (You received this token from a previous call.)

Type: String

Required: No

## WindowId

The ID of the maintenance window whose executions should be retrieved.

Type: String

Length Constraints: Fixed length of 20.

Pattern: `^mw-[0-9a-f]{17}$`

Required: Yes

## Response Syntax

```
{
  "NextToken": "string",
  "WindowExecutions": [
    {
      "EndTime": number,
      "StartTime": number,
      "Status": "string",
      "StatusDetails": "string",
      "WindowExecutionId": "string",
      "WindowId": "string"
    }
  ]
}
```

```
]
}
```

## Response Elements

If the action is successful, the service sends back an HTTP 200 response.

The following data is returned in JSON format by the service.

### NextToken

The token to use when requesting the next set of items. If there are no additional items to return, the string is empty.

Type: String

### WindowExecutions

Information about the maintenance window executions.

Type: Array of [MaintenanceWindowExecution](#) objects

## Errors

For information about the errors that are common to all actions, see [Common Errors](#).

### **InternalServerError**

An error occurred on the server side.

HTTP Status Code: 500

## Examples

### **Example**

This example illustrates one usage of DescribeMaintenanceWindowExecutions.

### **Sample Request**

```
POST / HTTP/1.1
```

```
Host: ssm.us-east-2.amazonaws.com
Accept-Encoding: identity
Content-Length: 36
X-Amz-Target: AmazonSSM.DescribeMaintenanceWindowExecutions
X-Amz-Date: 20240312T204551Z
User-Agent: aws-cli/1.11.180 Python/2.7.9 Windows/8 botocore/1.7.38
Content-Type: application/x-amz-json-1.1
Authorization: AWS4-HMAC-SHA256 Credential=AKIAIOSFODNN7EXAMPLE/20240312/us-east-2/ssm/
aws4_request,
SignedHeaders=content-type;host;x-amz-date;x-amz-target, Signature=39c3b3042cd2aEXAMPLE

{
  "WindowId": "mw-0c50858d01EXAMPLE"
}
```

## Sample Response

```
{
  "NextToken": "AAEABbrXFUcgJpmXZxxu+AD17F+5bzlsAyqrig1EXAMPLE...pYY",
  "WindowExecutions": [
    {
      "WindowId": "mw-0c50858d01EXAMPLE",
      "WindowExecutionId": "6027b513-64fe-4cf0-be7d-1191aEXAMPLE",
      "Status": "IN_PROGRESS",
      "StartTime": "2024-08-04T11:00:00.000000-07:00"
    },
    {
      "WindowId": "mw-0c50858d01EXAMPLE",
      "WindowExecutionId": "ff75b750-4834-4377-8f61-b3cadEXAMPLE",
      "Status": "SUCCESS",
      "StartTime": "2024-08-03T11:00:00.000000-07:00",
      "EndTime": "2024-08-03T11:37:21.450000-07:00"
    },
    {
      "WindowId": "mw-0c50858d01EXAMPLE",
      "WindowExecutionId": "9fac7dd9-ff21-42a5-96ad-bbc4bEXAMPLE",
      "Status": "FAILED",
      "StatusDetails": "One or more tasks in the orchestration failed.",
      "StartTime": "2024-08-02T11:00:00.000000-07:00",
      "EndTime": "2024-08-02T11:22:36.190000-07:00"
    }
  ]
}
```

## See Also

For more information about using this API in one of the language-specific AWS SDKs, see the following:

- [AWS Command Line Interface](#)
- [AWS SDK for .NET](#)
- [AWS SDK for C++](#)
- [AWS SDK for Go v2](#)
- [AWS SDK for Java V2](#)
- [AWS SDK for JavaScript V3](#)
- [AWS SDK for PHP V3](#)
- [AWS SDK for Python](#)
- [AWS SDK for Ruby V3](#)

# DescribeMaintenanceWindowExecutionTaskInvocations

Retrieves the individual task executions (one per target) for a particular task run as part of a maintenance window execution.

## Request Syntax

```
{
  "Filters": [
    {
      "Key": "string",
      "Values": [ "string" ]
    }
  ],
  "MaxResults": number,
  "NextToken": "string",
  "TaskId": "string",
  "WindowExecutionId": "string"
}
```

## Request Parameters

For information about the parameters that are common to all actions, see [Common Parameters](#).

The request accepts the following data in JSON format.

### Filters

Optional filters used to scope down the returned task invocations. The supported filter key is STATUS with the corresponding values PENDING, IN\_PROGRESS, SUCCESS, FAILED, TIMED\_OUT, CANCELLING, and CANCELLED.

Type: Array of [MaintenanceWindowFilter](#) objects

Array Members: Minimum number of 0 items. Maximum number of 5 items.

Required: No

### MaxResults

The maximum number of items to return for this call. The call also returns a token that you can specify in a subsequent call to get the next set of results.

Type: Integer

Valid Range: Minimum value of 10. Maximum value of 100.

Required: No

### NextToken

The token for the next set of items to return. (You received this token from a previous call.)

Type: String

Required: No

### TaskId

The ID of the specific task in the maintenance window task that should be retrieved.

Type: String

Length Constraints: Fixed length of 36.

Pattern: `^[0-9a-fA-F]{8}\-[0-9a-fA-F]{4}\-[0-9a-fA-F]{4}\-[0-9a-fA-F]{4}\-[0-9a-fA-F]{12}$`

Required: Yes

### WindowExecutionId

The ID of the maintenance window execution the task is part of.

Type: String

Length Constraints: Fixed length of 36.

Pattern: `^[0-9a-fA-F]{8}\-[0-9a-fA-F]{4}\-[0-9a-fA-F]{4}\-[0-9a-fA-F]{4}\-[0-9a-fA-F]{12}$`

Required: Yes

## Response Syntax

```
{
  "NextToken": "string",
  "WindowExecutionTaskInvocationIdentities": [
    {
```

```
    "EndTime": number,
    "ExecutionId": "string",
    "InvocationId": "string",
    "OwnerInformation": "string",
    "Parameters": "string",
    "StartTime": number,
    "Status": "string",
    "StatusDetails": "string",
    "TaskExecutionId": "string",
    "TaskType": "string",
    "WindowExecutionId": "string",
    "WindowTargetId": "string"
  }
]
```

## Response Elements

If the action is successful, the service sends back an HTTP 200 response.

The following data is returned in JSON format by the service.

### NextToken

The token to use when requesting the next set of items. If there are no additional items to return, the string is empty.

Type: String

### WindowExecutionTaskInvocationIdentities

Information about the task invocation results per invocation.

Type: Array of [MaintenanceWindowExecutionTaskInvocationIdentity](#) objects

## Errors

For information about the errors that are common to all actions, see [Common Errors](#).

### **DoesNotExistException**

Error returned when the ID specified for a resource, such as a maintenance window or patch baseline, doesn't exist.

For information about resource quotas in AWS Systems Manager, see [Systems Manager service quotas](#) in the *Amazon Web Services General Reference*.

HTTP Status Code: 400

### InternalServerError

An error occurred on the server side.

HTTP Status Code: 500

## Examples

### Example

This example illustrates one usage of `DescribeMaintenanceWindowExecutionTaskInvocations`.

### Sample Request

```
POST / HTTP/1.1
Host: ssm.us-east-2.amazonaws.com
Accept-Encoding: identity
X-Amz-Target: AmazonSSM.DescribeMaintenanceWindowExecutionTaskInvocations
Content-Type: application/x-amz-json-1.1
User-Agent: aws-cli/2.0.0 Python/3.7.5 Windows/10 botocore/2.0.0dev4
X-Amz-Date: 20240224T233800Z
Authorization: AWS4-HMAC-SHA256 Credential=AKIAIOSFODNN7EXAMPLE/20240224/us-east-2/ssm/
aws4_request,
SignedHeaders=content-type;host;x-amz-date;x-amz-target, Signature=39c3b3042cd2aEXAMPLE
Content-Length: 111

{
  "WindowExecutionId": "b40a588d-32a7-4ea7-9a6b-b4ef4EXAMPLE",
  "TaskId": "0c9ac961-dafd-4a94-b6c7-1bef3EXAMPLE"
}
```

### Sample Response

```
{
  "WindowExecutionTaskInvocationIdentities": [
    {
      "WindowExecutionId": "b40a588d-32a7-4ea7-9a6b-b4ef4EXAMPLE",
```



```
    "TaskExecutionId": "0c9ac961-dafd-4a94-b6c7-1bef3EXAMPLE",
    "InvocationId": "0e466033-290b-4d74-9ae0-f33e3EXAMPLE",
    "ExecutionId": "1203cf98-5a79-4ec3-97e9-12e0bEXAMPLE",
    "TaskType": "RUN_COMMAND",
    "Parameters": "{\"comment\":\"\", \"documentName\":\"AWS-ApplyPatchBaseline\", \"instanceIds\": [\"i-00ec29b21eEXAMPLE\", \"i-09911ddd90EXAMPLE\"], \"maxConcurrency\": \"1\", \"maxErrors\": \"1\", \"parameters\": {\"SnapshotId\": [\"\"], \"Operation\": [\"Install\"]}, \"timeoutSeconds\": 600}",
    "Status": "SUCCESS",
    "StatusDetails": "Success",
    "StartTime": "2024-08-04T11:35:35.170000-07:00",
    "EndTime": "2024-08-04T11:42:11.330000-07:00"
  }
]
}
```

## See Also

For more information about using this API in one of the language-specific AWS SDKs, see the following:

- [AWS Command Line Interface](#)
- [AWS SDK for .NET](#)
- [AWS SDK for C++](#)
- [AWS SDK for Go v2](#)
- [AWS SDK for Java V2](#)
- [AWS SDK for JavaScript V3](#)
- [AWS SDK for PHP V3](#)
- [AWS SDK for Python](#)
- [AWS SDK for Ruby V3](#)

# DescribeMaintenanceWindowExecutionTasks

For a given maintenance window execution, lists the tasks that were run.

## Request Syntax

```
{
  "Filters": [
    {
      "Key": "string",
      "Values": [ "string" ]
    }
  ],
  "MaxResults": number,
  "NextToken": "string",
  "WindowExecutionId": "string"
}
```

## Request Parameters

For information about the parameters that are common to all actions, see [Common Parameters](#).

The request accepts the following data in JSON format.

### Filters

Optional filters used to scope down the returned tasks. The supported filter key is STATUS with the corresponding values PENDING, IN\_PROGRESS, SUCCESS, FAILED, TIMED\_OUT, CANCELLING, and CANCELLED.

Type: Array of [MaintenanceWindowFilter](#) objects

Array Members: Minimum number of 0 items. Maximum number of 5 items.

Required: No

### MaxResults

The maximum number of items to return for this call. The call also returns a token that you can specify in a subsequent call to get the next set of results.

Type: Integer

Valid Range: Minimum value of 10. Maximum value of 100.

Required: No

### NextToken

The token for the next set of items to return. (You received this token from a previous call.)

Type: String

Required: No

### WindowExecutionId

The ID of the maintenance window execution whose task executions should be retrieved.

Type: String

Length Constraints: Fixed length of 36.

Pattern: `^[0-9a-fA-F]{8}\-[0-9a-fA-F]{4}\-[0-9a-fA-F]{4}\-[0-9a-fA-F]{4}\-[0-9a-fA-F]{12}$`

Required: Yes

## Response Syntax

```
{
  "NextToken": "string",
  "WindowExecutionTaskIdentities": [
    {
      "AlarmConfiguration": {
        "Alarms": [
          {
            "Name": "string"
          }
        ],
        "IgnorePollAlarmFailure": boolean
      },
      "EndTime": number,
      "StartTime": number,
      "Status": "string",
      "StatusDetails": "string",
      "TaskArn": "string",
    }
  ]
}
```

```
    "TaskExecutionId": "string",
    "TaskType": "string",
    "TriggeredAlarms": [
      {
        "Name": "string",
        "State": "string"
      }
    ],
    "WindowExecutionId": "string"
  }
]
```

## Response Elements

If the action is successful, the service sends back an HTTP 200 response.

The following data is returned in JSON format by the service.

### [NextToken](#)

The token to use when requesting the next set of items. If there are no additional items to return, the string is empty.

Type: String

### [WindowExecutionTaskIdentities](#)

Information about the task executions.

Type: Array of [MaintenanceWindowExecutionTaskIdentity](#) objects

## Errors

For information about the errors that are common to all actions, see [Common Errors](#).

### **DoesNotExistException**

Error returned when the ID specified for a resource, such as a maintenance window or patch baseline, doesn't exist.

For information about resource quotas in AWS Systems Manager, see [Systems Manager service quotas](#) in the *Amazon Web Services General Reference*.

HTTP Status Code: 400

## InternalServerError

An error occurred on the server side.

HTTP Status Code: 500

## Examples

### Example

This example illustrates one usage of DescribeMaintenanceWindowExecutionTasks.

### Sample Request

```
POST / HTTP/1.1
Host: ssm.us-east-2.amazonaws.com
Accept-Encoding: identity
X-Amz-Target: AmazonSSM.DescribeMaintenanceWindowExecutionTasks
Content-Type: application/x-amz-json-1.1
User-Agent: aws-cli/2.0.0 Python/3.7.5 Windows/10 botocore/2.0.0dev4
X-Amz-Date: 20240224T234903Z
Authorization: AWS4-HMAC-SHA256 Credential=AKIAIOSFODNN7EXAMPLE/20240224/us-east-2/ssm/
aws4_request,
SignedHeaders=content-type;host;x-amz-date;x-amz-target, Signature=39c3b3042cd2aEXAMPLE
Content-Length: 61

{
  "WindowExecutionId": "a06e9f91-3b9c-4c3e-8bd4-246ccEXAMPLE"
}
```

### Sample Response

```
{
  "WindowExecutionTaskIdentities": [
    {
      "WindowExecutionId": "a06e9f91-3b9c-4c3e-8bd4-246ccEXAMPLE",
      "TaskExecutionId": "f407ba63-998f-4b89-8467-279fcEXAMPLE",
      "Status": "SUCCESS",
      "StartTime": "2024-08-04T11:35:35.145000-07:00",
      "EndTime": "2024-08-04T11:38:09.062000-07:00",
    }
  ]
}
```

```
        "TaskArn": "AWS-RunPatchBaseline",
        "TaskType": "RUN_COMMAND"
    }
]
}
```

## See Also

For more information about using this API in one of the language-specific AWS SDKs, see the following:

- [AWS Command Line Interface](#)
- [AWS SDK for .NET](#)
- [AWS SDK for C++](#)
- [AWS SDK for Go v2](#)
- [AWS SDK for Java V2](#)
- [AWS SDK for JavaScript V3](#)
- [AWS SDK for PHP V3](#)
- [AWS SDK for Python](#)
- [AWS SDK for Ruby V3](#)

# DescribeMaintenanceWindows

Retrieves the maintenance windows in an AWS account.

## Request Syntax

```
{
  "Filters": [
    {
      "Key": "string",
      "Values": [ "string" ]
    }
  ],
  "MaxResults": number,
  "NextToken": "string"
}
```

## Request Parameters

For information about the parameters that are common to all actions, see [Common Parameters](#).

The request accepts the following data in JSON format.

### Filters

Optional filters used to narrow down the scope of the returned maintenance windows.

Supported filter keys are Name and Enabled. For example, Name=MyMaintenanceWindow and Enabled=True.

Type: Array of [MaintenanceWindowFilter](#) objects

Array Members: Minimum number of 0 items. Maximum number of 5 items.

Required: No

### MaxResults

The maximum number of items to return for this call. The call also returns a token that you can specify in a subsequent call to get the next set of results.

Type: Integer

Valid Range: Minimum value of 10. Maximum value of 100.

Required: No

### NextToken

The token for the next set of items to return. (You received this token from a previous call.)

Type: String

Required: No

## Response Syntax

```
{
  "NextToken": "string",
  "WindowIdentities": [
    {
      "Cutoff": number,
      "Description": "string",
      "Duration": number,
      "Enabled": boolean,
      "EndDate": "string",
      "Name": "string",
      "NextExecutionTime": "string",
      "Schedule": "string",
      "ScheduleOffset": number,
      "ScheduleTimezone": "string",
      "StartDate": "string",
      "WindowId": "string"
    }
  ]
}
```

## Response Elements

If the action is successful, the service sends back an HTTP 200 response.

The following data is returned in JSON format by the service.

### NextToken

The token to use when requesting the next set of items. If there are no additional items to return, the string is empty.



Type: String

## WindowIdentities

Information about the maintenance windows.

Type: Array of [MaintenanceWindowIdentity](#) objects

## Errors

For information about the errors that are common to all actions, see [Common Errors](#).

### InternalServerError

An error occurred on the server side.

HTTP Status Code: 500

## Examples

### Example

This example illustrates one usage of DescribeMaintenanceWindows.

### Sample Request

```
POST / HTTP/1.1
Host: ssm.us-east-2.amazonaws.com
Accept-Encoding: identity
Content-Length: 2
X-Amz-Target: AmazonSSM.DescribeMaintenanceWindows
X-Amz-Date: 20240312T202609Z
User-Agent: aws-cli/1.11.180 Python/2.7.9 Windows/8 botocore/1.7.38
Content-Type: application/x-amz-json-1.1
Authorization: AWS4-HMAC-SHA256 Credential=AKIAIOSFODNN7EXAMPLE/20240312/us-east-2/ssm/
aws4_request,
SignedHeaders=content-type;host;x-amz-date;x-amz-target, Signature=39c3b3042cd2aEXAMPLE

{
  "Filters": [
    {
      "Values": [
```

```
        "true"
      ],
      "Key": "Enabled"
    }
  ]
}
```

## Sample Response

```
{
  "WindowIdentities": [
    {
      "WindowId": "mw-0c5ed765acEXAMPLE",
      "Name": "Windows-Testing-Maintenance-Window",
      "Description": "Standard maintenance windows for Test Servers",
      "Enabled": true,
      "Duration": 6,
      "Cutoff": 2,
      "Schedule": "rate(2 weeks)",
      "NextExecutionTime": "2024-02-24T23:52:15.099Z"
    },
    {
      "WindowId": "mw-0c50858d01EXAMPLE",
      "Name": "Windows-Staging-Maintenance-Window",
      "Description": "Standard maintenance windows for Staging Servers",
      "Enabled": true,
      "Duration": 10,
      "Cutoff": 4,
      "Schedule": "cron(0 0 6 ? * MON *)",
      "NextExecutionTime": "2024-03-02T06:00:00.099Z"
    },
    {
      "WindowId": "mw-07f80c1841EXAMPLE",
      "Cutoff": 4,
      "Name": "Windows-Production-Maintenance-Window",
      "Description": "Standard maintenance windows for Production Servers",
      "Enabled": true,
      "Duration": 10,
      "Schedule": "cron(0 0 6 ? * WED *)",
      "NextExecutionTime": "2024-03-05T06:00:00.099Z"
    }
  ]
}
```

## See Also

For more information about using this API in one of the language-specific AWS SDKs, see the following:

- [AWS Command Line Interface](#)
- [AWS SDK for .NET](#)
- [AWS SDK for C++](#)
- [AWS SDK for Go v2](#)
- [AWS SDK for Java V2](#)
- [AWS SDK for JavaScript V3](#)
- [AWS SDK for PHP V3](#)
- [AWS SDK for Python](#)
- [AWS SDK for Ruby V3](#)

# DescribeMaintenanceWindowSchedule

Retrieves information about upcoming executions of a maintenance window.

## Request Syntax

```
{
  "Filters": [
    {
      "Key": "string",
      "Values": [ "string" ]
    }
  ],
  "MaxResults": number,
  "NextToken": "string",
  "ResourceType": "string",
  "Targets": [
    {
      "Key": "string",
      "Values": [ "string" ]
    }
  ],
  "WindowId": "string"
}
```

## Request Parameters

For information about the parameters that are common to all actions, see [Common Parameters](#).

The request accepts the following data in JSON format.

### Filters

Filters used to limit the range of results. For example, you can limit maintenance window executions to only those scheduled before or after a certain date and time.

Type: Array of [PatchOrchestratorFilter](#) objects

Array Members: Minimum number of 0 items. Maximum number of 5 items.

Required: No

## MaxResults

The maximum number of items to return for this call. The call also returns a token that you can specify in a subsequent call to get the next set of results.

Type: Integer

Valid Range: Minimum value of 1.

Required: No

## NextToken

The token for the next set of items to return. (You received this token from a previous call.)

Type: String

Required: No

## ResourceType

The type of resource you want to retrieve information about. For example, INSTANCE.

Type: String

Valid Values: INSTANCE | RESOURCE\_GROUP

Required: No

## Targets

The managed node ID or key-value pair to retrieve information about.

Type: Array of [Target](#) objects

Array Members: Minimum number of 0 items. Maximum number of 5 items.

Required: No

## WindowId

The ID of the maintenance window to retrieve information about.

Type: String

Length Constraints: Fixed length of 20.

Pattern: `^mw-[0-9a-f]{17}$`

Required: No

## Response Syntax

```
{
  "NextToken": "string",
  "ScheduledWindowExecutions": [
    {
      "ExecutionTime": "string",
      "Name": "string",
      "WindowId": "string"
    }
  ]
}
```

## Response Elements

If the action is successful, the service sends back an HTTP 200 response.

The following data is returned in JSON format by the service.

### NextToken

The token for the next set of items to return. (You use this token in the next call.)

Type: String

### ScheduledWindowExecutions

Information about maintenance window executions scheduled for the specified time range.

Type: Array of [ScheduledWindowExecution](#) objects

## Errors

For information about the errors that are common to all actions, see [Common Errors](#).

### **DoesNotExistException**

Error returned when the ID specified for a resource, such as a maintenance window or patch baseline, doesn't exist.

For information about resource quotas in AWS Systems Manager, see [Systems Manager service quotas](#) in the *Amazon Web Services General Reference*.

HTTP Status Code: 400

### InternalServerError

An error occurred on the server side.

HTTP Status Code: 500

## Examples

### Example

This example illustrates one usage of DescribeMaintenanceWindowSchedule.

### Sample Request

```
POST / HTTP/1.1
Host: ssm.us-east-2.amazonaws.com
Accept-Encoding: identity
X-Amz-Target: AmazonSSM.DescribeMaintenanceWindowSchedule
Content-Type: application/x-amz-json-1.1
User-Agent: aws-cli/2.0.0 Python/3.7.5 Windows/10 botocore/2.0.0dev4
X-Amz-Date: 20240224T235938Z
Authorization: AWS4-HMAC-SHA256 Credential=AKIAIOSFODNN7EXAMPLE/20240224/us-east-2/ssm/
aws4_request,
SignedHeaders=content-type;host;x-amz-date;x-amz-target, Signature=39c3b3042cd2aEXAMPLE
Content-Length: 36

{
  "WindowId": "mw-0c50858d01EXAMPLE"
}
```

### Sample Response

```
{
  "NextToken": "EXAMPLE/39c3b3042cd2aEXAMPLEAKIAIOSFODNN7EXAMPLE==",
  "ScheduledWindowExecutions": [
    {
      "ExecutionTime": "2024-02-25T00:00:15.099Z",
```

```
    "Name": "MyMaintenanceWindow",
    "WindowId": "mw-0c50858d01EXAMPLE"
  },
  {
    "ExecutionTime": "2024-02-26T00:00:15.099Z",
    "Name": "MyMaintenanceWindow",
    "WindowId": "mw-0c50858d01EXAMPLE"
  },
  {
    "ExecutionTime": "2024-02-27T00:00:15.099Z",
    "Name": "MyMaintenanceWindow",
    "WindowId": "mw-0c50858d01EXAMPLE"
  }
]
}
```

## See Also

For more information about using this API in one of the language-specific AWS SDKs, see the following:

- [AWS Command Line Interface](#)
- [AWS SDK for .NET](#)
- [AWS SDK for C++](#)
- [AWS SDK for Go v2](#)
- [AWS SDK for Java V2](#)
- [AWS SDK for JavaScript V3](#)
- [AWS SDK for PHP V3](#)
- [AWS SDK for Python](#)
- [AWS SDK for Ruby V3](#)



# DescribeMaintenanceWindowsForTarget

Retrieves information about the maintenance window targets or tasks that a managed node is associated with.

## Request Syntax

```
{
  "MaxResults": number,
  "NextToken": "string",
  "ResourceType": "string",
  "Targets": [
    {
      "Key": "string",
      "Values": [ "string" ]
    }
  ]
}
```

## Request Parameters

For information about the parameters that are common to all actions, see [Common Parameters](#).

The request accepts the following data in JSON format.

### [MaxResults](#)

The maximum number of items to return for this call. The call also returns a token that you can specify in a subsequent call to get the next set of results.

Type: Integer

Valid Range: Minimum value of 1.

Required: No

### [NextToken](#)

The token for the next set of items to return. (You received this token from a previous call.)

Type: String

Required: No

## ResourceType

The type of resource you want to retrieve information about. For example, INSTANCE.

Type: String

Valid Values: INSTANCE | RESOURCE\_GROUP

Required: Yes

## Targets

The managed node ID or key-value pair to retrieve information about.

Type: Array of [Target](#) objects

Array Members: Minimum number of 0 items. Maximum number of 5 items.

Required: Yes

## Response Syntax

```
{
  "NextToken": "string",
  "WindowIdentities": [
    {
      "Name": "string",
      "WindowId": "string"
    }
  ]
}
```

## Response Elements

If the action is successful, the service sends back an HTTP 200 response.

The following data is returned in JSON format by the service.

### NextToken

The token for the next set of items to return. (You use this token in the next call.)

Type: String

## WindowIdentities

Information about the maintenance window targets and tasks a managed node is associated with.

Type: Array of [MaintenanceWindowIdentityForTarget](#) objects

## Errors

For information about the errors that are common to all actions, see [Common Errors](#).

### InternalServerError

An error occurred on the server side.

HTTP Status Code: 500

## Examples

### Example

This example illustrates one usage of DescribeMaintenanceWindowsForTarget.

### Sample Request

```
POST / HTTP/1.1
Host: ssm.us-east-2.amazonaws.com
Accept-Encoding: identity
X-Amz-Target: AmazonSSM.DescribeMaintenanceWindowsForTarget
Content-Type: application/x-amz-json-1.1
User-Agent: aws-cli/2.0.0 Python/3.7.5 Windows/10 botocore/2.0.0dev4
X-Amz-Date: 20240225T003520Z
Authorization: AWS4-HMAC-SHA256 Credential=AKIAIOSFODNN7EXAMPLE/20240225/us-east-2/ssm/
aws4_request,
SignedHeaders=content-type;host;x-amz-date;x-amz-target, Signature=39c3b3042cd2aEXAMPLE
Content-Length: 100

{
  "Targets": [
    {
      "Key": "InstanceIds",
```

```
        "Values": [
            "i-07782c72faEXAMPLE"
        ]
    },
    "ResourceType": "INSTANCE"
}
```

## Sample Response

```
{
  "WindowIdentities": [
    {
      "Name": "MyFirstMaintenanceWindow",
      "WindowId": "mw-0c50858d01EXAMPLE"
    },
    {
      "Name": "MySecondMaintenanceWindow",
      "WindowId": "mw-05aaf9f490EXAMPLE"
    },
    {
      "Name": "MyThirdMaintenanceWindow",
      "WindowId": "mw-0ecb1226ddEXAMPLE"
    }
  ]
}
```

## See Also

For more information about using this API in one of the language-specific AWS SDKs, see the following:

- [AWS Command Line Interface](#)
- [AWS SDK for .NET](#)
- [AWS SDK for C++](#)
- [AWS SDK for Go v2](#)
- [AWS SDK for Java V2](#)
- [AWS SDK for JavaScript V3](#)
- [AWS SDK for PHP V3](#)

- [AWS SDK for Python](#)
- [AWS SDK for Ruby V3](#)

# DescribeMaintenanceWindowTargets

Lists the targets registered with the maintenance window.

## Request Syntax

```
{
  "Filters": [
    {
      "Key": "string",
      "Values": [ "string" ]
    }
  ],
  "MaxResults": number,
  "NextToken": "string",
  "WindowId": "string"
}
```

## Request Parameters

For information about the parameters that are common to all actions, see [Common Parameters](#).

The request accepts the following data in JSON format.

### Filters

Optional filters that can be used to narrow down the scope of the returned window targets. The supported filter keys are `Type`, `WindowTargetId`, and `OwnerInformation`.

Type: Array of [MaintenanceWindowFilter](#) objects

Array Members: Minimum number of 0 items. Maximum number of 5 items.

Required: No

### MaxResults

The maximum number of items to return for this call. The call also returns a token that you can specify in a subsequent call to get the next set of results.

Type: Integer

Valid Range: Minimum value of 10. Maximum value of 100.

Required: No

### NextToken

The token for the next set of items to return. (You received this token from a previous call.)

Type: String

Required: No

### WindowId

The ID of the maintenance window whose targets should be retrieved.

Type: String

Length Constraints: Fixed length of 20.

Pattern: `^mw-[0-9a-f]{17}$`

Required: Yes

## Response Syntax

```
{
  "NextToken": "string",
  "Targets": [
    {
      "Description": "string",
      "Name": "string",
      "OwnerInformation": "string",
      "ResourceType": "string",
      "Targets": [
        {
          "Key": "string",
          "Values": [ "string" ]
        }
      ],
      "WindowId": "string",
      "WindowTargetId": "string"
    }
  ]
}
```

```
]
}
```

## Response Elements

If the action is successful, the service sends back an HTTP 200 response.

The following data is returned in JSON format by the service.

### NextToken

The token to use when requesting the next set of items. If there are no additional items to return, the string is empty.

Type: String

### Targets

Information about the targets in the maintenance window.

Type: Array of [MaintenanceWindowTarget](#) objects

## Errors

For information about the errors that are common to all actions, see [Common Errors](#).

### **DoesNotExistException**

Error returned when the ID specified for a resource, such as a maintenance window or patch baseline, doesn't exist.

For information about resource quotas in AWS Systems Manager, see [Systems Manager service quotas](#) in the *Amazon Web Services General Reference*.

HTTP Status Code: 400

### **InternalServerError**

An error occurred on the server side.

HTTP Status Code: 500



# Examples

## Example

This example illustrates one usage of DescribeMaintenanceWindowTargets.

### Sample Request

```
POST / HTTP/1.1
Host: ssm.us-east-2.amazonaws.com
Accept-Encoding: identity
X-Amz-Target: AmazonSSM.DescribeMaintenanceWindowTargets
Content-Type: application/x-amz-json-1.1
User-Agent: aws-cli/2.0.0 Python/3.7.5 Windows/10 botocore/2.0.0dev4
X-Amz-Date: 20240225T003928Z
Authorization: AWS4-HMAC-SHA256 Credential=AKIAIOSFODNN7EXAMPLE/20240225/us-east-2/ssm/
aws4_request,
SignedHeaders=content-type;host;x-amz-date;x-amz-target, Signature=39c3b3042cd2aEXAMPLE
Content-Length: 36

{
  "WindowId": "mw-0c50858d01EXAMPLE"
}
```

### Sample Response

```
{
  "Targets": [
    {
      "WindowId": "mw-0c50858d01EXAMPLE",
      "Name": "MyTargets",
      "WindowTargetId": "23639a0b-ddbc-4bca-9e72-78d96EXAMPLE",
      "ResourceType": "INSTANCE",
      "Targets": [
        {
          "Key": "InstanceIds",
          "Values": [
            "i-02573cafcfEXAMPLE",
            "i-0471e04240EXAMPLE"
          ]
        }
      ]
    }
  ],
}
```

```
{
  "WindowId": "mw-0c50858d01EXAMPLE",
  "WindowTargetId": "7f4813bb-df25-4e59-b34f-c9e83EXAMPLE",
  "ResourceType": "INSTANCE",
  "Targets": [
    {
      "Key": "InstanceIds",
      "Values": [
        "i-07782c72faEXAMPLE"
      ]
    }
  ]
}
```

## See Also

For more information about using this API in one of the language-specific AWS SDKs, see the following:

- [AWS Command Line Interface](#)
- [AWS SDK for .NET](#)
- [AWS SDK for C++](#)
- [AWS SDK for Go v2](#)
- [AWS SDK for Java V2](#)
- [AWS SDK for JavaScript V3](#)
- [AWS SDK for PHP V3](#)
- [AWS SDK for Python](#)
- [AWS SDK for Ruby V3](#)

# DescribeMaintenanceWindowTasks

Lists the tasks in a maintenance window.

## Note

For maintenance window tasks without a specified target, you can't supply values for `--max-errors` and `--max-concurrency`. Instead, the system inserts a placeholder value of 1, which may be reported in the response to this command. These values don't affect the running of your task and can be ignored.

## Request Syntax

```
{
  "Filters": [
    {
      "Key": "string",
      "Values": [ "string" ]
    }
  ],
  "MaxResults": number,
  "NextToken": "string",
  "WindowId": "string"
}
```

## Request Parameters

For information about the parameters that are common to all actions, see [Common Parameters](#).

The request accepts the following data in JSON format.

### Filters

Optional filters used to narrow down the scope of the returned tasks. The supported filter keys are `WindowTaskId`, `TaskArn`, `Priority`, and `TaskType`.

Type: Array of [MaintenanceWindowFilter](#) objects

Array Members: Minimum number of 0 items. Maximum number of 5 items.

Required: No

### MaxResults

The maximum number of items to return for this call. The call also returns a token that you can specify in a subsequent call to get the next set of results.

Type: Integer

Valid Range: Minimum value of 10. Maximum value of 100.

Required: No

### NextToken

The token for the next set of items to return. (You received this token from a previous call.)

Type: String

Required: No

### WindowId

The ID of the maintenance window whose tasks should be retrieved.

Type: String

Length Constraints: Fixed length of 20.

Pattern: `^mw-[0-9a-f]{17}$`

Required: Yes

## Response Syntax

```
{
  "NextToken": "string",
  "Tasks": [
    {
      "AlarmConfiguration": {
        "Alarms": [
          {
            "Name": "string"
          }
        ]
      }
    ],
  ],
}
```

```

    "IgnorePollAlarmFailure": boolean
  },
  "CutoffBehavior": "string",
  "Description": "string",
  "LoggingInfo": {
    "S3BucketName": "string",
    "S3KeyPrefix": "string",
    "S3Region": "string"
  },
  "MaxConcurrency": "string",
  "MaxErrors": "string",
  "Name": "string",
  "Priority": number,
  "ServiceRoleArn": "string",
  "Targets": [
    {
      "Key": "string",
      "Values": [ "string ]
    }
  ],
  "TaskArn": "string",
  "TaskParameters": {
    "string" : {
      "Values": [ "string ]
    }
  },
  "Type": "string",
  "WindowId": "string",
  "WindowTaskId": "string"
}
]
}

```

## Response Elements

If the action is successful, the service sends back an HTTP 200 response.

The following data is returned in JSON format by the service.

### NextToken

The token to use when requesting the next set of items. If there are no additional items to return, the string is empty.

Type: String

## Tasks

Information about the tasks in the maintenance window.

Type: Array of [MaintenanceWindowTask](#) objects

## Errors

For information about the errors that are common to all actions, see [Common Errors](#).

### DoesNotExistException

Error returned when the ID specified for a resource, such as a maintenance window or patch baseline, doesn't exist.

For information about resource quotas in AWS Systems Manager, see [Systems Manager service quotas](#) in the *Amazon Web Services General Reference*.

HTTP Status Code: 400

### InternalServerError

An error occurred on the server side.

HTTP Status Code: 500

## Examples

### Example

This example illustrates one usage of DescribeMaintenanceWindowTasks.

### Sample Request

```
POST / HTTP/1.1
Host: ssm.us-east-2.amazonaws.com
Accept-Encoding: identity
X-Amz-Target: AmazonSSM.DescribeMaintenanceWindowTasks
Content-Type: application/x-amz-json-1.1
```

```

User-Agent: aws-cli/2.0.0 Python/3.7.5 Windows/10 botocore/2.0.0dev4
X-Amz-Date: 20240225T004311Z
Authorization: AWS4-HMAC-SHA256 Credential=AKIAIOSFODNN7EXAMPLE/20240225/us-east-2/ssm/
aws4_request,
SignedHeaders=content-type;host;x-amz-date;x-amz-target, Signature=39c3b3042cd2aEXAMPLE
Content-Length: 36

{
  "WindowId": "mw-0ecb1226dd7bEXAMPLE"
}

```

## Sample Response

```

{
  "Tasks": [
    {
      "WindowId": "mw-0ecb1226ddEXAMPLE",
      "WindowTaskId": "018b31c3-2d77-4b9e-bd48-c91edEXAMPLE",
      "TaskArn": "AWS-RestartEC2Instance",
      "TaskParameters": {},
      "Type": "AUTOMATION",
      "Description": "Restarting EC2 Instance for maintenance",
      "MaxConcurrency": "1",
      "MaxErrors": "1",
      "Name": "My-Automation-Example-Task",
      "Priority": 0,
      "ServiceRoleArn": "arn:aws:iam::111122223333:role/aws-service-role/
ssm.amazonaws.com/AWSServiceRoleForAmazonSSM",
      "Targets": [
        {
          "Key": "WindowTargetIds",
          "Values": [
            "da89dcc3-7f9c-481d-ba2b-edcb7EXAMPLE"
          ]
        }
      ]
    },
    {
      "WindowId": "mw-0ecb1226ddEXAMPLE",
      "WindowTaskId": "1943dee0-0a17-4978-9bf4-3cc2fEXAMPLE",
      "TaskArn": "AWS-DisableS3BucketPublicReadWrite",
      "TaskParameters": {},
      "Type": "AUTOMATION",
    }
  ]
}

```

```
    "Description": "Automation task to disable read/write access on public S3
buckets",
    "MaxConcurrency": "10",
    "MaxErrors": "5",
    "Name": "My-Disable-S3-Public-Read-Write-Access-Automation-Task",
    "Priority": 0,
    "ServiceRoleArn": "arn:aws:iam::111122223333:role/aws-service-role/
ssm.amazonaws.com/AWSServiceRoleForAmazonSSM",
    "Targets": [
      {
        "Key": "WindowTargetIds",
        "Values": [
          "da89dcc3-7f9c-481d-ba2b-edcb7EXAMPLE"
        ]
      }
    ]
  }
}
```

## See Also

For more information about using this API in one of the language-specific AWS SDKs, see the following:

- [AWS Command Line Interface](#)
- [AWS SDK for .NET](#)
- [AWS SDK for C++](#)
- [AWS SDK for Go v2](#)
- [AWS SDK for Java V2](#)
- [AWS SDK for JavaScript V3](#)
- [AWS SDK for PHP V3](#)
- [AWS SDK for Python](#)
- [AWS SDK for Ruby V3](#)



# DescribeOpsItems

Query a set of OpsItems. You must have permission in AWS Identity and Access Management (IAM) to query a list of OpsItems. For more information, see [Set up OpsCenter](#) in the *AWS Systems Manager User Guide*.

Operations engineers and IT professionals use AWS Systems Manager OpsCenter to view, investigate, and remediate operational issues impacting the performance and health of their AWS resources. For more information, see [AWS Systems Manager OpsCenter](#) in the *AWS Systems Manager User Guide*.

## Request Syntax

```
{
  "MaxResults": number,
  "NextToken": "string",
  "OpsItemFilters": [
    {
      "Key": "string",
      "Operator": "string",
      "Values": [ "string" ]
    }
  ]
}
```

## Request Parameters

For information about the parameters that are common to all actions, see [Common Parameters](#).

The request accepts the following data in JSON format.

### [MaxResults](#)

The maximum number of items to return for this call. The call also returns a token that you can specify in a subsequent call to get the next set of results.

Type: Integer

Valid Range: Minimum value of 1. Maximum value of 50.

Required: No

## NextToken

A token to start the list. Use this token to get the next set of results.

Type: String

Required: No

## OpsItemFilters

One or more filters to limit the response.

- Key: CreatedTime

Operations: GreaterThan, LessThan

- Key: LastModifiedBy

Operations: Contains, Equals

- Key: LastModifiedTime

Operations: GreaterThan, LessThan

- Key: Priority

Operations: Equals

- Key: Source

Operations: Contains, Equals

- Key: Status

Operations: Equals

- Key: Title\*

Operations: Equals,Contains

- Key: OperationalData\*\*

Operations: Equals

- Key: OperationalDataKey

Operations: Equals

- Key: OperationalDataValue

Operations: Equals, Contains

- Key: OpsItemId

Operations: Equals

- Key: ResourceId

Operations: Contains

- Key: AutomationId

Operations: Equals

- Key: AccountId

Operations: Equals

\*The Equals operator for Title matches the first 100 characters. If you specify more than 100 characters, the system returns an error that the filter value exceeds the length limit.

\*\*If you filter the response by using the OperationalData operator, specify a key-value pair by using the following JSON format: {"key":"key\_name","value":"a\_value"}

Type: Array of [OpsItemFilter](#) objects

Required: No

## Response Syntax

```
{
  "NextToken": "string",
  "OpsItemSummaries": [
    {
      "ActualEndTime": number,
      "ActualStartTime": number,
      "Category": "string",
      "CreatedBy": "string",
      "CreatedTime": number,
      "LastModifiedBy": "string",
      "LastModifiedTime": number,
      "OperationalData": {
        "string" : {
          "Type": "string",
```

```
        "Value": "string"
      }
    },
    "OpsItemId": "string",
    "OpsItemType": "string",
    "PlannedEndTime": number,
    "PlannedStartTime": number,
    "Priority": number,
    "Severity": "string",
    "Source": "string",
    "Status": "string",
    "Title": "string"
  }
]
}
```

## Response Elements

If the action is successful, the service sends back an HTTP 200 response.

The following data is returned in JSON format by the service.

### NextToken

The token for the next set of items to return. Use this token to get the next set of results.

Type: String

### OpsItemSummaries

A list of OpsItems.

Type: Array of [OpsItemSummary](#) objects

## Errors

For information about the errors that are common to all actions, see [Common Errors](#).

### **InternalServerError**

An error occurred on the server side.

HTTP Status Code: 500

# Examples

## Example

This example illustrates one usage of DescribeOpsItems.

### Sample Request

```
POST / HTTP/1.1
Host: ssm.us-east-2.amazonaws.com
Accept-Encoding: identity
X-Amz-Target: AmazonSSM.DescribeOpsItems
Content-Type: application/x-amz-json-1.1
User-Agent: aws-cli/1.17.12 Python/3.6.8 Darwin/18.7.0 botocore/1.14.12
X-Amz-Date: 20240401T163154Z
Authorization: AWS4-HMAC-SHA256 Credential=AKIAIOSFODNN7EXAMPLE/20240401/us-east-2/ssm/
aws4_request,
SignedHeaders=content-type;host;x-amz-date;x-amz-target, Signature=39c3b3042cd2aEXAMPLE
Content-Length: 80
```

```
{
  "OpsItemFilters": [
    {
      "Key": "Status",
      "Values": [
        "Open"
      ],
      "Operator": "Equal"
    }
  ]
}
```

### Sample Response

```
{
  "OpsItemSummaries": [
    {
      "CreatedBy": "arn:aws:iam::111122223333:user/example",
      "CreatedTime": 1585757579.218,
      "LastModifiedBy": "arn:aws:iam::111122223333:user/example",
      "LastModifiedTime": 1585757579.218,
      "OpsItemId": "oi-1f050EXAMPLE",
    }
  ]
}
```

```

        "Source": "SSM",
        "Status": "Open",
        "Title": "DocumentDeleted"
    },
    {
        "Category": "Availability",
        "CreatedBy": "arn:aws:sts::111122223333:assumed-role/OpsCenterRole/
af3935bb93783f02aeea51784EXAMPLE",
        "CreatedTime": 1582701517.193,
        "LastModifiedBy": "arn:aws:sts::111122223333:assumed-role/OpsCenterRole/
af3935bb93783f02aeea51784EXAMPLE",
        "LastModifiedTime": 1582701517.193,
        "OperationalData": {
            "/aws/dedup": {
                "Type": "SearchableString",
                "Value": "{\"dedupString\":\"SSM0psItems-SSM-maintenance-window-
execution-failed\"}"
            },
            "/aws/resources": {
                "Type": "SearchableString",
                "Value": "[{\"arn\":\"arn:aws:ssm:us-
east-2:111122223333:maintenancewindow/mw-0e357ebdc6EXAMPLE\"}]"]
            }
        },
        "OpsItemId": "oi-f99f2EXAMPLE",
        "Severity": "3",
        "Source": "SSM",
        "Status": "Open",
        "Title": "SSM Maintenance Window execution failed"
    }
]
}

```

## See Also

For more information about using this API in one of the language-specific AWS SDKs, see the following:

- [AWS Command Line Interface](#)
- [AWS SDK for .NET](#)
- [AWS SDK for C++](#)
- [AWS SDK for Go v2](#)

- [AWS SDK for Java V2](#)
- [AWS SDK for JavaScript V3](#)
- [AWS SDK for PHP V3](#)
- [AWS SDK for Python](#)
- [AWS SDK for Ruby V3](#)

# DescribeParameters

Lists the parameters in your AWS account or the parameters shared with you when you enable the [Shared](#) option.

Request results are returned on a best-effort basis. If you specify `MaxResults` in the request, the response includes information up to the limit specified. The number of items returned, however, can be between zero and the value of `MaxResults`. If the service reaches an internal limit while processing the results, it stops the operation and returns the matching values up to that point and a `NextToken`. You can specify the `NextToken` in a subsequent call to get the next set of results.

## Important

If you change the AWS KMS key alias for the KMS key used to encrypt a parameter, then you must also update the key alias the parameter uses to reference KMS. Otherwise, `DescribeParameters` retrieves whatever the original key alias was referencing.

## Request Syntax

```
{
  "Filters": [
    {
      "Key": "string",
      "Values": [ "string" ]
    }
  ],
  "MaxResults": number,
  "NextToken": "string",
  "ParameterFilters": [
    {
      "Key": "string",
      "Option": "string",
      "Values": [ "string" ]
    }
  ],
  "Shared": boolean
}
```



## Request Parameters

For information about the parameters that are common to all actions, see [Common Parameters](#).

The request accepts the following data in JSON format.

### [Filters](#)

This data type is deprecated. Instead, use `ParameterFilters`.

Type: Array of [ParametersFilter](#) objects

Required: No

### [MaxResults](#)

The maximum number of items to return for this call. The call also returns a token that you can specify in a subsequent call to get the next set of results.

Type: Integer

Valid Range: Minimum value of 1. Maximum value of 50.

Required: No

### [NextToken](#)

The token for the next set of items to return. (You received this token from a previous call.)

Type: String

Required: No

### [ParameterFilters](#)

Filters to limit the request results.

Type: Array of [ParameterStringFilter](#) objects

Required: No

### [Shared](#)

Lists parameters that are shared with you.

**Note**

By default when using this option, the command returns parameters that have been shared using a standard AWS Resource Access Manager Resource Share. In order for a parameter that was shared using the [PutResourcePolicy](#) command to be returned, the associated AWS RAM Resource Share Created From Policy must have been promoted to a standard Resource Share using the AWS RAM [PromoteResourceShareCreatedFromPolicy](#) API operation.

For more information about sharing parameters, see [Working with shared parameters](#) in the *AWS Systems Manager User Guide*.

Type: Boolean

Required: No

## Response Syntax

```
{
  "NextToken": "string",
  "Parameters": [
    {
      "AllowedPattern": "string",
      "ARN": "string",
      "DataType": "string",
      "Description": "string",
      "KeyId": "string",
      "LastModifiedDate": number,
      "LastModifiedUser": "string",
      "Name": "string",
      "Policies": [
        {
          "PolicyStatus": "string",
          "PolicyText": "string",
          "PolicyType": "string"
        }
      ],
      "Tier": "string",
      "Type": "string",
      "Version": number
    }
  ]
}
```

```
    }  
  ]  
}
```

## Response Elements

If the action is successful, the service sends back an HTTP 200 response.

The following data is returned in JSON format by the service.

### NextToken

The token to use when requesting the next set of items.

Type: String

### Parameters

Parameters returned by the request.

Type: Array of [ParameterMetadata](#) objects

## Errors

For information about the errors that are common to all actions, see [Common Errors](#).

### **InternalServerError**

An error occurred on the server side.

HTTP Status Code: 500

### **InvalidFilterKey**

The specified key isn't valid.

HTTP Status Code: 400

### **InvalidFilterOption**

The specified filter option isn't valid. Valid options are Equals and BeginsWith. For Path filter, valid options are Recursive and OneLevel.

HTTP Status Code: 400

## InvalidFilterValue

The filter value isn't valid. Verify the value and try again.

HTTP Status Code: 400

## InvalidNextToken

The specified token isn't valid.

HTTP Status Code: 400

## Examples

### Example

This example illustrates one usage of DescribeParameters.

### Sample Request

```
POST / HTTP/1.1
Host: ssm.us-east-2.amazonaws.com
Accept-Encoding: identity
Content-Length: 95
X-Amz-Target: AmazonSSM.DescribeParameters
X-Amz-Date: 20240316T010204Z
User-Agent: aws-cli/1.11.180 Python/2.7.9 Windows/8 botocore/1.7.38
Content-Type: application/x-amz-json-1.1
Authorization: AWS4-HMAC-SHA256 Credential=AKIAIOSFODNN7EXAMPLE/20240316/us-east-2/ssm/
aws4_request,
SignedHeaders=content-type;host;x-amz-date;x-amz-target, Signature=39c3b3042cd2aEXAMPLE

{
  "ParameterFilters": [
    {
      "Values": [
        "String"
      ],
      "Key": "Type"
    },
    {
      "Values": [
        "/Branch312"
      ]
    }
  ]
}
```

```
    ],
    "Key": "Name"
  }
]
}
```

## Sample Response

```
{
  "Parameters": [
    {
      "LastModifiedDate": 1521160696.821,
      "LastModifiedUser": "arn:aws:iam::111122223333:user/Mateo.Jackson",
      "Name": "/Branch312/Dev/Engineer1",
      "Policies": [],
      "Type": "String",
      "Version": 1,
      "Tier": "Standard"
    },
    {
      "LastModifiedDate": 1521160709.358,
      "LastModifiedUser": "arn:aws:iam::111122223333:user/Mateo.Jackson",
      "Name": "/Branch312/Dev/Engineer2",
      "Policies": [],
      "Type": "String",
      "Version": 1,
      "Tier": "Standard"
    },
    {
      "LastModifiedDate": 1521160717.945,
      "LastModifiedUser": "arn:aws:iam::111122223333:user/Mateo.Jackson",
      "Name": "/Branch312/Dev/Engineer3",
      "Policies": [],
      "Type": "String",
      "Version": 1,
      "Tier": "Standard"
    },
    {
      "LastModifiedDate": 1521160747.499,
      "LastModifiedUser": "arn:aws:iam::111122223333:user/Mary.Major",
      "Name": "/Branch312/Dev/Intern",
      "Policies": [
        {
```

```

        "PolicyStatus": "Pending",
        "PolicyText": "{\"Type\":\"Expiration\", \"Version\":\"1.0\",
        \"Attributes\":{\"Timestamp\":\"2024-03-31T17:00:00Z\"}}",
        "PolicyType": "Expiration"
    },
    {
        "PolicyStatus": "Pending",
        "PolicyText": "{\"Type\":\"ExpirationNotification\", \"Version\":
        \"1.0\", \"Attributes\":{\"Before\":\"14\", \"Unit\":\"Days\"}}",
        "PolicyType": "ExpirationNotification"
    }
],
    "Type": "String",
    "Version": 1,
    "Tier": "Standard"
},
{
    "LastModifiedDate": 1521160588.291,
    "LastModifiedUser": "arn:aws:iam::111122223333:user/John.Stiles",
    "Name": "/Branch312/Dev/TeamLead",
    "Policies": [],
    "Type": "String",
    "Version": 1,
    "Tier": "Standard"
}
]
}

```

## See Also

For more information about using this API in one of the language-specific AWS SDKs, see the following:

- [AWS Command Line Interface](#)
- [AWS SDK for .NET](#)
- [AWS SDK for C++](#)
- [AWS SDK for Go v2](#)
- [AWS SDK for Java V2](#)
- [AWS SDK for JavaScript V3](#)
- [AWS SDK for PHP V3](#)

- [AWS SDK for Python](#)
- [AWS SDK for Ruby V3](#)

# DescribePatchBaselines

Lists the patch baselines in your AWS account.

## Request Syntax

```
{
  "Filters": [
    {
      "Key": "string",
      "Values": [ "string" ]
    }
  ],
  "MaxResults": number,
  "NextToken": "string"
}
```

## Request Parameters

For information about the parameters that are common to all actions, see [Common Parameters](#).

The request accepts the following data in JSON format.

### Filters

Each element in the array is a structure containing a key-value pair.

Supported keys for DescribePatchBaselines include the following:

- **NAME\_PREFIX**

Sample values: AWS- | My-

- **OWNER**

Sample values: AWS | Self

- **OPERATING\_SYSTEM**

Sample values: AMAZON\_LINUX | SUSE | WINDOWS

Type: Array of [PatchOrchestratorFilter](#) objects

Array Members: Minimum number of 0 items. Maximum number of 5 items.



Required: No

### MaxResults

The maximum number of patch baselines to return (per page).

Type: Integer

Valid Range: Minimum value of 1. Maximum value of 100.

Required: No

### NextToken

The token for the next set of items to return. (You received this token from a previous call.)

Type: String

Required: No

## Response Syntax

```
{
  "BaselineIdentities": [
    {
      "BaselineDescription": "string",
      "BaselineId": "string",
      "BaselineName": "string",
      "DefaultBaseline": boolean,
      "OperatingSystem": "string"
    }
  ],
  "NextToken": "string"
}
```

## Response Elements

If the action is successful, the service sends back an HTTP 200 response.

The following data is returned in JSON format by the service.

### BaselineIdentities

An array of PatchBaselineIdentity elements.

Type: Array of [PatchBaselineIdentity](#) objects

### [NextToken](#)

The token to use when requesting the next set of items. If there are no additional items to return, the string is empty.

Type: String

## Errors

For information about the errors that are common to all actions, see [Common Errors](#).

### InternalServerError

An error occurred on the server side.

HTTP Status Code: 500

## Examples

### Example

This example illustrates one usage of DescribePatchBaselines.

### Sample Request

```
POST / HTTP/1.1
Host: ssm.us-east-2.amazonaws.com
Accept-Encoding: identity
Content-Length: 2
X-Amz-Target: AmazonSSM.DescribePatchBaselines
X-Amz-Date: 20240309T024139Z
User-Agent: aws-cli/1.11.180 Python/2.7.9 Windows/8 botocore/1.7.38
Content-Type: application/x-amz-json-1.1
Authorization: AWS4-HMAC-SHA256 Credential=AKIAIOSFODNN7EXAMPLE/20240309/us-east-2/ssm/
aws4_request,
SignedHeaders=content-type;host;x-amz-date;x-amz-target, Signature=39c3b3042cd2aEXAMPLE

{}
```

## Sample Response

```
{
  "BaselineIdentities": [
    {
      "BaselineDescription": "Default Patch Baseline for Suse Provided by AWS.",
      "BaselineId": "arn:aws:ssm:us-east-2:111122223333:patchbaseline/
pb-07d8884178EXAMPLE",
      "BaselineName": "AWS-SuseDefaultPatchBaseline",
      "DefaultBaseline": true,
      "OperatingSystem": "SUSE"
    },
    {
      "BaselineDescription": "Default Patch Baseline Provided by AWS.",
      "BaselineId": "arn:aws:ssm:us-east-2:111122223333:patchbaseline/
pb-09ca3fb51fEXAMPLE",
      "BaselineName": "AWS-DefaultPatchBaseline",
      "DefaultBaseline": true,
      "OperatingSystem": "WINDOWS"
    },
    {
      "BaselineDescription": "Default Patch Baseline for Amazon Linux Provided by
AWS.",
      "BaselineId": "arn:aws:ssm:us-east-2:111122223333:patchbaseline/
pb-0c10e65780EXAMPLE",
      "BaselineName": "AWS-AmazonLinuxDefaultPatchBaseline",
      "DefaultBaseline": true,
      "OperatingSystem": "AMAZON_LINUX"
    },
    {
      "BaselineDescription": "Default Patch Baseline for Ubuntu Provided by
AWS.",
      "BaselineId": "arn:aws:ssm:us-east-2:111122223333:patchbaseline/
pb-0c7e89f711EXAMPLE",
      "BaselineName": "AWS-UbuntuDefaultPatchBaseline",
      "DefaultBaseline": true,
      "OperatingSystem": "UBUNTU"
    },
    {
      "BaselineDescription": "Default Patch Baseline for Redhat Enterprise Linux
Provided by AWS.",
      "BaselineId": "arn:aws:ssm:us-east-2:111122223333:patchbaseline/
pb-0cbb3a633dEXAMPLE",
      "BaselineName": "AWS-RedHatDefaultPatchBaseline",
```

```
        "DefaultBaseline": true,  
        "OperatingSystem": "REDHAT_ENTERPRISE_LINUX"  
    }  
    // There may be more content here  
]  
}
```

## See Also

For more information about using this API in one of the language-specific AWS SDKs, see the following:

- [AWS Command Line Interface](#)
- [AWS SDK for .NET](#)
- [AWS SDK for C++](#)
- [AWS SDK for Go v2](#)
- [AWS SDK for Java V2](#)
- [AWS SDK for JavaScript V3](#)
- [AWS SDK for PHP V3](#)
- [AWS SDK for Python](#)
- [AWS SDK for Ruby V3](#)

# DescribePatchGroups

Lists all patch groups that have been registered with patch baselines.

## Request Syntax

```
{
  "Filters": [
    {
      "Key": "string",
      "Values": [ "string" ]
    }
  ],
  "MaxResults": number,
  "NextToken": "string"
}
```

## Request Parameters

For information about the parameters that are common to all actions, see [Common Parameters](#).

The request accepts the following data in JSON format.

### Filters

Each element in the array is a structure containing a key-value pair.

Supported keys for DescribePatchGroups include the following:

- **NAME\_PREFIX**

Sample values: AWS- | My-.

- **OPERATING\_SYSTEM**

Sample values: AMAZON\_LINUX | SUSE | WINDOWS

Type: Array of [PatchOrchestratorFilter](#) objects

Array Members: Minimum number of 0 items. Maximum number of 5 items.

Required: No

## MaxResults

The maximum number of patch groups to return (per page).

Type: Integer

Valid Range: Minimum value of 1. Maximum value of 100.

Required: No

## NextToken

The token for the next set of items to return. (You received this token from a previous call.)

Type: String

Required: No

## Response Syntax

```
{
  "Mappings": [
    {
      "BaselineIdentity": {
        "BaselineDescription": "string",
        "BaselineId": "string",
        "BaselineName": "string",
        "DefaultBaseline": boolean,
        "OperatingSystem": "string"
      },
      "PatchGroup": "string"
    }
  ],
  "NextToken": "string"
}
```

## Response Elements

If the action is successful, the service sends back an HTTP 200 response.

The following data is returned in JSON format by the service.

## Mappings

Each entry in the array contains:

- **PatchGroup:** string (between 1 and 256 characters. Regex: `^([\p{L}\p{Z}\p{N}_.: / = + \- @]*)$`)
- **PatchBaselineIdentity:** A `PatchBaselineIdentity` element.

Type: Array of [PatchGroupPatchBaselineMapping](#) objects

## NextToken

The token to use when requesting the next set of items. If there are no additional items to return, the string is empty.

Type: String

## Errors

For information about the errors that are common to all actions, see [Common Errors](#).

### InternalServerError

An error occurred on the server side.

HTTP Status Code: 500

## Examples

### Example

This example illustrates one usage of `DescribePatchGroups`.

### Sample Request

```
POST / HTTP/1.1
Host: ssm.us-east-2.amazonaws.com
Accept-Encoding: identity
Content-Length: 2
X-Amz-Target: AmazonSSM.DescribePatchGroups
X-Amz-Date: 20240308T211212Z
User-Agent: aws-cli/1.11.180 Python/2.7.9 Windows/8 botocore/1.7.38
```

```
Content-Type: application/x-amz-json-1.1
Authorization: AWS4-HMAC-SHA256 Credential=AKIAIOSFODNN7EXAMPLE/20240308/us-east-2/ssm/
aws4_request,
SignedHeaders=content-type;host;x-amz-date;x-amz-target, Signature=39c3b3042cd2aEXAMPLE

{}
```

## Sample Response

```
{
  "Mappings": [
    {
      "PatchGroup": "Database Servers",
      "BaselineIdentity": {
        "BaselineName": "Windows-Server-2012R2",
        "DefaultBaseline": false,
        "BaselineDescription": "Windows Server 2012 R2, Important and Critical
security updates",
        "BaselineId": "pb-0c4e592064EXAMPLE",
        "OperatingSystem": "WINDOWS"
      }
    },
    {
      "PatchGroup": "Production",
      "BaselineIdentity": {
        "BaselineName": "Windows-Server-2012R2",
        "DefaultBaseline": false,
        "BaselineDescription": "Windows Server 2012 R2, Important and Critical
security updates",
        "BaselineId": "pb-0c4e592064EXAMPLE",
        "OperatingSystem": "WINDOWS"
      }
    },
    {
      "PatchGroup": "Production",
      "BaselineIdentity": {
        "BaselineName": "Amazon-Linux-Production",
        "DefaultBaseline": false,
        "BaselineDescription": "Patch baseline used for production instances",
        "BaselineId": "pb-022cbaf99cEXAMPLE",
        "OperatingSystem": "AMAZON_LINUX"
      }
    }
  ],
}
```



```
{
  "PatchGroup": "Production",
  "BaselineIdentity": {
    "BaselineName": "RHEL-ZeroDay-Critical",
    "DefaultBaseline": false,
    "BaselineId": "pb-0ea5bc85f4EXAMPLE",
    "OperatingSystem": "REDHAT_ENTERPRISE_LINUX"
  }
},
{
  "PatchGroup": "Production-Demo",
  "BaselineIdentity": {
    "BaselineName": "Only-Security-Patches",
    "DefaultBaseline": false,
    "BaselineDescription": "Security updates for all versions of Windows",
    "BaselineId": "pb-08521bdf9eEXAMPLE",
    "OperatingSystem": "WINDOWS"
  }
}
]
```

## See Also

For more information about using this API in one of the language-specific AWS SDKs, see the following:

- [AWS Command Line Interface](#)
- [AWS SDK for .NET](#)
- [AWS SDK for C++](#)
- [AWS SDK for Go v2](#)
- [AWS SDK for Java V2](#)
- [AWS SDK for JavaScript V3](#)
- [AWS SDK for PHP V3](#)
- [AWS SDK for Python](#)
- [AWS SDK for Ruby V3](#)

# DescribePatchGroupState

Returns high-level aggregated patch compliance state information for a patch group.

## Request Syntax

```
{
  "PatchGroup": "string"
}
```

## Request Parameters

For information about the parameters that are common to all actions, see [Common Parameters](#).

The request accepts the following data in JSON format.

### [PatchGroup](#)

The name of the patch group whose patch snapshot should be retrieved.

Type: String

Length Constraints: Minimum length of 1. Maximum length of 256.

Pattern: `^([\p{L}\p{Z}\p{N}_.:/+@-]*)$`

Required: Yes

## Response Syntax

```
{
  "Instances": number,
  "InstancesWithCriticalNonCompliantPatches": number,
  "InstancesWithFailedPatches": number,
  "InstancesWithInstalledOtherPatches": number,
  "InstancesWithInstalledPatches": number,
  "InstancesWithInstalledPendingRebootPatches": number,
  "InstancesWithInstalledRejectedPatches": number,
  "InstancesWithMissingPatches": number,
  "InstancesWithNotApplicablePatches": number,
  "InstancesWithOtherNonCompliantPatches": number,
}
```

```
"InstancesWithSecurityNonCompliantPatches": number,  
"InstancesWithUnreportedNotApplicablePatches": number  
}
```

## Response Elements

If the action is successful, the service sends back an HTTP 200 response.

The following data is returned in JSON format by the service.

### Instances

The number of managed nodes in the patch group.

Type: Integer

### InstancesWithCriticalNonCompliantPatches

The number of managed nodes where patches that are specified as `Critical` for compliance reporting in the patch baseline aren't installed. These patches might be missing, have failed installation, were rejected, or were installed but awaiting a required managed node reboot. The status of these managed nodes is `NON_COMPLIANT`.

Type: Integer

### InstancesWithFailedPatches

The number of managed nodes with patches from the patch baseline that failed to install.

Type: Integer

### InstancesWithInstalledOtherPatches

The number of managed nodes with patches installed that aren't defined in the patch baseline.

Type: Integer

### InstancesWithInstalledPatches

The number of managed nodes with installed patches.

Type: Integer


### InstancesWithInstalledPendingRebootPatches

The number of managed nodes with patches installed by Patch Manager that haven't been rebooted after the patch installation. The status of these managed nodes is `NON_COMPLIANT`.

Type: Integer

### InstancesWithInstalledRejectedPatches

The number of managed nodes with patches installed that are specified in a RejectedPatches list. Patches with a status of `INSTALLED_REJECTED` were typically installed before they were added to a RejectedPatches list.

 **Note**

If `ALLOW_AS_DEPENDENCY` is the specified option for `RejectedPatchesAction`, the value of `InstancesWithInstalledRejectedPatches` will always be 0 (zero).

Type: Integer

### InstancesWithMissingPatches

The number of managed nodes with missing patches from the patch baseline.

Type: Integer

### InstancesWithNotApplicablePatches

The number of managed nodes with patches that aren't applicable.

Type: Integer

### InstancesWithOtherNonCompliantPatches

The number of managed nodes with patches installed that are specified as other than `Critical` or `Security` but aren't compliant with the patch baseline. The status of these managed nodes is `NON_COMPLIANT`.

Type: Integer

### InstancesWithSecurityNonCompliantPatches

The number of managed nodes where patches that are specified as `Security` in a patch advisory aren't installed. These patches might be missing, have failed installation, were rejected, or were installed but awaiting a required managed node reboot. The status of these managed nodes is `NON_COMPLIANT`.

Type: Integer

## InstancesWithUnreportedNotApplicablePatches

The number of managed nodes with `NotApplicable` patches beyond the supported limit, which aren't reported by name to Inventory. Inventory is a capability of AWS Systems Manager.

Type: Integer

## Errors

For information about the errors that are common to all actions, see [Common Errors](#).

### InternalServerError

An error occurred on the server side.

HTTP Status Code: 500

### InvalidNextToken

The specified token isn't valid.

HTTP Status Code: 400

## Examples

### Example

This example illustrates one usage of `DescribePatchGroupState`.

### Sample Request

```
POST / HTTP/1.1
Host: ssm.us-east-2.amazonaws.com
Accept-Encoding: identity
Content-Length: 33
X-Amz-Target: AmazonSSM.DescribePatchGroupState
X-Amz-Date: 20240308T205757Z
User-Agent: aws-cli/1.11.180 Python/2.7.9 Windows/8 botocore/1.7.38
Content-Type: application/x-amz-json-1.1
Authorization: AWS4-HMAC-SHA256 Credential=AKIAIOSFODNN7EXAMPLE/20240308/us-east-2/
ssm/aws4_request,
```

```
SignedHeaders=content-type;host;x-amz-date;x-amz-target,  
Signature=39c3b3042cd2aEXAMPLE  
  
{  
  "PatchGroup": "mypatchgroup"  
}
```

## Sample Response

```
{  
  "Instances": 12,  
  "InstancesWithCriticalNonCompliantPatches": 1,  
  "InstancesWithFailedPatches": 2,  
  "InstancesWithInstalledOtherPatches": 3,  
  "InstancesWithInstalledPatches": 12,  
  "InstancesWithInstalledPendingRebootPatches": 2,  
  "InstancesWithInstalledRejectedPatches": 1,  
  "InstancesWithMissingPatches": 3,  
  "InstancesWithNotApplicablePatches": 0,  
  "InstancesWithOtherNonCompliantPatches": 0,  
  "InstancesWithSecurityNonCompliantPatches": 1,  
  "InstancesWithUnreportedNotApplicablePatches": 0  
}
```

## See Also

For more information about using this API in one of the language-specific AWS SDKs, see the following:

- [AWS Command Line Interface](#)
- [AWS SDK for .NET](#)
- [AWS SDK for C++](#)
- [AWS SDK for Go v2](#)
- [AWS SDK for Java V2](#)
- [AWS SDK for JavaScript V3](#)
- [AWS SDK for PHP V3](#)
- [AWS SDK for Python](#)
- [AWS SDK for Ruby V3](#)



# DescribePatchProperties

Lists the properties of available patches organized by product, product family, classification, severity, and other properties of available patches. You can use the reported properties in the filters you specify in requests for operations such as [CreatePatchBaseline](#), [UpdatePatchBaseline](#), [DescribeAvailablePatches](#), and [DescribePatchBaselines](#).

The following section lists the properties that can be used in filters for each major operating system type:

## AMAZON\_LINUX

Valid properties: PRODUCT | CLASSIFICATION | SEVERITY

## AMAZON\_LINUX\_2

Valid properties: PRODUCT | CLASSIFICATION | SEVERITY

## AMAZON\_LINUX\_2023

Valid properties: PRODUCT | CLASSIFICATION | SEVERITY

## CENTOS

Valid properties: PRODUCT | CLASSIFICATION | SEVERITY

## DEBIAN

Valid properties: PRODUCT | PRIORITY

## MACOS

Valid properties: PRODUCT | CLASSIFICATION

## ORACLE\_LINUX

Valid properties: PRODUCT | CLASSIFICATION | SEVERITY

## REDHAT\_ENTERPRISE\_LINUX

Valid properties: PRODUCT | CLASSIFICATION | SEVERITY

## SUSE

Valid properties: PRODUCT | CLASSIFICATION | SEVERITY

## UBUNTU

Valid properties: PRODUCT | PRIORITY



## WINDOWS

Valid properties: PRODUCT | PRODUCT\_FAMILY | CLASSIFICATION | MSRC\_SEVERITY

## Request Syntax

```
{  
  "MaxResults": number,  
  "NextToken": "string",  
  "OperatingSystem": "string",  
  "PatchSet": "string",  
  "Property": "string"  
}
```

## Request Parameters

For information about the parameters that are common to all actions, see [Common Parameters](#).

The request accepts the following data in JSON format.

### [MaxResults](#)

The maximum number of items to return for this call. The call also returns a token that you can specify in a subsequent call to get the next set of results.

Type: Integer

Valid Range: Minimum value of 1. Maximum value of 50.

Required: No

### [NextToken](#)

The token for the next set of items to return. (You received this token from a previous call.)

Type: String

Required: No

### [OperatingSystem](#)

The operating system type for which to list patches.

Type: String

Valid Values: WINDOWS | AMAZON\_LINUX | AMAZON\_LINUX\_2 | AMAZON\_LINUX\_2022 | UBUNTU | REDHAT\_ENTERPRISE\_LINUX | SUSE | CENTOS | ORACLE\_LINUX | DEBIAN | MACOS | RASPBIAN | ROCKY\_LINUX | ALMA\_LINUX | AMAZON\_LINUX\_2023

Required: Yes

### PatchSet

Indicates whether to list patches for the Windows operating system or for applications released by Microsoft. Not applicable for the Linux or macOS operating systems.

Type: String

Valid Values: OS | APPLICATION

Required: No

### Property

The patch property for which you want to view patch details.

Type: String

Valid Values: PRODUCT | PRODUCT\_FAMILY | CLASSIFICATION | MSRC\_SEVERITY | PRIORITY | SEVERITY

Required: Yes

## Response Syntax

```
{
  "NextToken": "string",
  "Properties": [
    {
      "string": "string"
    }
  ]
}
```

## Response Elements

If the action is successful, the service sends back an HTTP 200 response.

The following data is returned in JSON format by the service.

### NextToken

The token for the next set of items to return. (You use this token in the next call.)

Type: String

### Properties

A list of the properties for patches matching the filter request parameters.

Type: Array of string to string maps

Key Length Constraints: Minimum length of 1. Maximum length of 64.

Value Length Constraints: Minimum length of 0. Maximum length of 4096.

## Errors

For information about the errors that are common to all actions, see [Common Errors](#).

### InternalServerError

An error occurred on the server side.

HTTP Status Code: 500

## Examples

### Example

This example illustrates one usage of DescribePatchProperties.

### Sample Request

```
POST / HTTP/1.1
Host: ssm.us-east-2.amazonaws.com
Accept-Encoding: identity
Content-Length: 95
X-Amz-Target: AmazonSSM.DescribePatchProperties
X-Amz-Date: 20240312T010204Z
```

```
User-Agent: aws-cli/1.16.96 Python/2.7.15 Windows/10 boto-core/1.12.86
Content-Type: application/x-amz-json-1.1
Authorization: AWS4-HMAC-SHA256 Credential=AKIAIOSFODNN7EXAMPLE/20240312/us-east-2/ssm/
aws4_request,
SignedHeaders=content-type;host;x-amz-date;x-amz-target, Signature=39c3b3042cd2aEXAMPLE

{
  "OperatingSystem": "Windows",
  "Property": "PRODUCT",
  "PatchSet": "OS"
}
```

## Sample Response

```
{
  "Properties": [
    {
      "Name": "WindowsServer2012",
      "ProductFamily": "Windows"
    },
    {
      "Name": "WindowsServer2012R2",
      "ProductFamily": "Windows"
    },
    {
      "Name": "WindowsServer2016",
      "ProductFamily": "Windows"
    },
    {
      "Name": "WindowsServer2019",
      "ProductFamily": "Windows"
    }
  ]
}
```

## See Also

For more information about using this API in one of the language-specific AWS SDKs, see the following:

- [AWS Command Line Interface](#)
- [AWS SDK for .NET](#)

- [AWS SDK for C++](#)
- [AWS SDK for Go v2](#)
- [AWS SDK for Java V2](#)
- [AWS SDK for JavaScript V3](#)
- [AWS SDK for PHP V3](#)
- [AWS SDK for Python](#)
- [AWS SDK for Ruby V3](#)

# DescribeSessions

Retrieves a list of all active sessions (both connected and disconnected) or terminated sessions from the past 30 days.

## Request Syntax

```
{
  "Filters": [
    {
      "key": "string",
      "value": "string"
    }
  ],
  "MaxResults": number,
  "NextToken": "string",
  "State": "string"
}
```

## Request Parameters

For information about the parameters that are common to all actions, see [Common Parameters](#).

The request accepts the following data in JSON format.

### Filters

One or more filters to limit the type of sessions returned by the request.

Type: Array of [SessionFilter](#) objects

Array Members: Minimum number of 1 item. Maximum number of 6 items.

Required: No

### MaxResults

The maximum number of items to return for this call. The call also returns a token that you can specify in a subsequent call to get the next set of results.

Type: Integer

Valid Range: Minimum value of 1. Maximum value of 200.

Required: No

### NextToken

The token for the next set of items to return. (You received this token from a previous call.)

Type: String

Required: No

### State

The session status to retrieve a list of sessions for. For example, "Active".

Type: String

Valid Values: Active | History

Required: Yes

## Response Syntax

```
{
  "NextToken": "string",
  "Sessions": [
    {
      "Details": "string",
      "DocumentName": "string",
      "EndDate": number,
      "MaxSessionDuration": "string",
      "OutputUrl": {
        "CloudWatchOutputUrl": "string",
        "S3OutputUrl": "string"
      },
      "Owner": "string",
      "Reason": "string",
      "SessionId": "string",
      "StartDate": number,
      "Status": "string",
      "Target": "string"
    }
  ]
}
```

```
]
}
```

## Response Elements

If the action is successful, the service sends back an HTTP 200 response.

The following data is returned in JSON format by the service.

### NextToken

The token for the next set of items to return. (You received this token from a previous call.)

Type: String

### Sessions

A list of sessions meeting the request parameters.

Type: Array of [Session](#) objects

## Errors

For information about the errors that are common to all actions, see [Common Errors](#).

### **InternalServerError**

An error occurred on the server side.

HTTP Status Code: 500

### **InvalidFilterKey**

The specified key isn't valid.

HTTP Status Code: 400

### **InvalidNextToken**

The specified token isn't valid.

HTTP Status Code: 400



# Examples

## Example

This example illustrates one usage of DescribeSessions.

### Sample Request

```
POST / HTTP/1.1
Host: ssm.us-east-2.amazonaws.com
Accept-Encoding: identity
X-Amz-Target: AmazonSSM.DescribeSessions
Content-Type: application/x-amz-json-1.1
User-Agent: aws-cli/2.0.0 Python/3.7.5 Windows/10 botocore/2.0.0dev4
X-Amz-Date: 20240221T175636Z
Authorization: AWS4-HMAC-SHA256 Credential=AKIAIOSFODNN7EXAMPLE/20240221/us-east-2/ssm/
aws4_request,
SignedHeaders=content-type;host;x-amz-date;x-amz-target, Signature=39c3b3042cd2aEXAMPLE
Content-Length: 20

{
  "State": "History"
}
```

### Sample Response

```
{
  "Sessions": [
    {
      "EndDate": 1582069847.807,
      "OutputUrl": {
        "S3OutputUrl": "https://us-east-2.console.aws.amazon.com/s3/object/
amzn-s3-demo-bucket/session-data/Mary-Major-0ab177d470EXAMPLE.log"
      },
      "Owner": "arn:aws:iam::111122223333:user/Mary-Major",
      "SessionId": "Mary-Major-0ab177d470EXAMPLE",
      "StartDate": 1582068633.188,
      "Status": "Terminated",
      "Target": "i-07782c72faEXAMPLE"
    }
  ]
  // There may be more content here
}
```

```
}
```

## See Also

For more information about using this API in one of the language-specific AWS SDKs, see the following:

- [AWS Command Line Interface](#)
- [AWS SDK for .NET](#)
- [AWS SDK for C++](#)
- [AWS SDK for Go v2](#)
- [AWS SDK for Java V2](#)
- [AWS SDK for JavaScript V3](#)
- [AWS SDK for PHP V3](#)
- [AWS SDK for Python](#)
- [AWS SDK for Ruby V3](#)

# DisassociateOpsItemRelatedItem

Deletes the association between an OpsItem and a related item. For example, this API operation can delete an Incident Manager incident from an OpsItem. Incident Manager is a capability of AWS Systems Manager.

## Request Syntax

```
{
  "AssociationId": "string",
  "OpsItemId": "string"
}
```

## Request Parameters

For information about the parameters that are common to all actions, see [Common Parameters](#).

The request accepts the following data in JSON format.

### AssociationId

The ID of the association for which you want to delete an association between the OpsItem and a related item.

Type: String

Required: Yes

### OpsItemId

The ID of the OpsItem for which you want to delete an association between the OpsItem and a related item.

Type: String

Pattern: `^(oi)-[0-9a-f]{12}$`

Required: Yes

## Response Elements

If the action is successful, the service sends back an HTTP 200 response with an empty HTTP body.

## Errors

For information about the errors that are common to all actions, see [Common Errors](#).

### InternalServerError

An error occurred on the server side.

HTTP Status Code: 500

### OpsItemConflictException

The specified OpsItem is in the process of being deleted.

HTTP Status Code: 400

### OpsItemInvalidParameterException

A specified parameter argument isn't valid. Verify the available arguments and try again.

HTTP Status Code: 400

### OpsItemNotFoundException

The specified OpsItem ID doesn't exist. Verify the ID and try again.

HTTP Status Code: 400

### OpsItemRelatedItemAssociationNotFoundException

The association wasn't found using the parameters you specified in the call. Verify the information and try again.

HTTP Status Code: 400

## Examples

### Example

This example illustrates one usage of `DisassociateOpsItemRelatedItem`.

### Sample Request

```
POST / HTTP/1.1
```

```
Host: ssm.us-east-1.amazonaws.com
Accept-Encoding: identity
X-Amz-Target: AmazonSSM.DisassociateOpsItemRelatedItem
Content-Type: application/x-amz-json-1.1
User-Agent: aws-cli/2.2.4 Python/3.8.8 Linux/5.4.129-72.229.amzn2int.x86_64 exe/
x86_64.amzn.2 prompt/off command/ssm.disassociate-ops-item-related-item
X-Amz-Date: 20240910T182919Z
Authorization: AWS4-HMAC-SHA256 Credential=AKIAIOSFODNN7EXAMPLE/20240910/us-
east-1/ssm/aws4_request, SignedHeaders=content-type;host;x-amz-date;x-amz-target,
Signature=39c3b3042cd2aEXAMPLE
Content-Length: 89

{
  "OpsItemId": "oi-f99f2EXAMPLE",
  "AssociationId": "e2036148-cccb-490e-ac2a-390e5EXAMPLE"
}
```

## Sample Response

```
{}
```

## See Also

For more information about using this API in one of the language-specific AWS SDKs, see the following:

- [AWS Command Line Interface](#)
- [AWS SDK for .NET](#)
- [AWS SDK for C++](#)
- [AWS SDK for Go v2](#)
- [AWS SDK for Java V2](#)
- [AWS SDK for JavaScript V3](#)
- [AWS SDK for PHP V3](#)
- [AWS SDK for Python](#)
- [AWS SDK for Ruby V3](#)

# GetAutomationExecution

Get detailed information about a particular Automation execution.

## Request Syntax

```
{
  "AutomationExecutionId": "string"
}
```

## Request Parameters

For information about the parameters that are common to all actions, see [Common Parameters](#).

The request accepts the following data in JSON format.

### AutomationExecutionId

The unique identifier for an existing automation execution to examine. The execution ID is returned by StartAutomationExecution when the execution of an Automation runbook is initiated.

Type: String

Length Constraints: Fixed length of 36.

Required: Yes

## Response Syntax

```
{
  "AutomationExecution": {
    "AlarmConfiguration": {
      "Alarms": [
        {
          "Name": "string"
        }
      ],
      "IgnorePollAlarmFailure": boolean
    },
    "AssociationId": "string",
```

```
"AutomationExecutionId": "string",
"AutomationExecutionStatus": "string",
"AutomationSubtype": "string",
"ChangeRequestName": "string",
"CurrentAction": "string",
"CurrentStepName": "string",
"DocumentName": "string",
"DocumentVersion": "string",
"ExecutedBy": "string",
"ExecutionEndTime": number,
"ExecutionStartTime": number,
"FailureMessage": "string",
"MaxConcurrency": "string",
"MaxErrors": "string",
"Mode": "string",
"OpsItemId": "string",
"Outputs": {
  "string" : [ "string" ]
},
"Parameters": {
  "string" : [ "string" ]
},
"ParentAutomationExecutionId": "string",
"ProgressCounters": {
  "CancelledSteps": number,
  "FailedSteps": number,
  "SuccessSteps": number,
  "TimedOutSteps": number,
  "TotalSteps": number
},
"ResolvedTargets": {
  "ParameterValues": [ "string" ],
  "Truncated": boolean
},
"Runbooks": [
  {
    "DocumentName": "string",
    "DocumentVersion": "string",
    "MaxConcurrency": "string",
    "MaxErrors": "string",
    "Parameters": {
      "string" : [ "string" ]
    },
    "TargetLocations": [
```

```

    {
      "Accounts": [ "string" ],
      "ExcludeAccounts": [ "string" ],
      "ExecutionRoleName": "string",
      "IncludeChildOrganizationUnits": boolean,
      "Regions": [ "string" ],
      "TargetLocationAlarmConfiguration": {
        "Alarms": [
          {
            "Name": "string"
          }
        ],
        "IgnorePollAlarmFailure": boolean
      },
      "TargetLocationMaxConcurrency": "string",
      "TargetLocationMaxErrors": "string",
      "Targets": [
        {
          "Key": "string",
          "Values": [ "string" ]
        }
      ],
      "TargetsMaxConcurrency": "string",
      "TargetsMaxErrors": "string"
    }
  ],
  "TargetMaps": [
    {
      "string" : [ "string" ]
    }
  ],
  "TargetParameterName": "string",
  "Targets": [
    {
      "Key": "string",
      "Values": [ "string" ]
    }
  ]
}
],
"ScheduledTime": number,
"StepExecutions": [
  {
    "Action": "string",

```



```
"ExecutionEndTime": number,
"ExecutionStartTime": number,
"FailureDetails": {
  "Details": {
    "string" : [ "string" ]
  },
  "FailureStage": "string",
  "FailureType": "string"
},
"FailureMessage": "string",
"Inputs": {
  "string" : "string"
},
"IsCritical": boolean,
"IsEnd": boolean,
"MaxAttempts": number,
"NextStep": "string",
"OnFailure": "string",
"Outputs": {
  "string" : [ "string" ]
},
"OverriddenParameters": {
  "string" : [ "string" ]
},
"ParentStepDetails": {
  "Action": "string",
  "Iteration": number,
  "IteratorValue": "string",
  "StepExecutionId": "string",
  "StepName": "string"
},
"Response": "string",
"ResponseCode": "string",
"StepExecutionId": "string",
"StepName": "string",
"StepStatus": "string",
"TargetLocation": {
  "Accounts": [ "string" ],
  "ExcludeAccounts": [ "string" ],
  "ExecutionRoleName": "string",
  "IncludeChildOrganizationUnits": boolean,
  "Regions": [ "string" ],
  "TargetLocationAlarmConfiguration": {
    "Alarms": [
```

```

        {
            "Name": "string"
        }
    ],
    "IgnorePollAlarmFailure": boolean
},
"TargetLocationMaxConcurrency": "string",
"TargetLocationMaxErrors": "string",
"Targets": [
    {
        "Key": "string",
        "Values": [ "string" ]
    }
],
"TargetsMaxConcurrency": "string",
"TargetsMaxErrors": "string"
},
"Targets": [
    {
        "Key": "string",
        "Values": [ "string" ]
    }
],
"TimeoutSeconds": number,
"TriggeredAlarms": [
    {
        "Name": "string",
        "State": "string"
    }
],
"ValidNextSteps": [ "string" ]
}
],
"StepExecutionsTruncated": boolean,
"Target": "string",
"TargetLocations": [
    {
        "Accounts": [ "string" ],
        "ExcludeAccounts": [ "string" ],
        "ExecutionRoleName": "string",
        "IncludeChildOrganizationUnits": boolean,
        "Regions": [ "string" ],
        "TargetLocationAlarmConfiguration": {
            "Alarms": [

```

```
        {
            "Name": "string"
        }
    ],
    "IgnorePollAlarmFailure": boolean
},
"TargetLocationMaxConcurrency": "string",
"TargetLocationMaxErrors": "string",
"Targets": [
    {
        "Key": "string",
        "Values": [ "string" ]
    }
],
"TargetsMaxConcurrency": "string",
"TargetsMaxErrors": "string"
}
],
"TargetLocationsURL": "string",
"TargetMaps": [
    {
        "string" : [ "string" ]
    }
],
"TargetParameterName": "string",
"Targets": [
    {
        "Key": "string",
        "Values": [ "string" ]
    }
],
"TriggeredAlarms": [
    {
        "Name": "string",
        "State": "string"
    }
],
"Variables": {
    "string" : [ "string" ]
}
}
}
```

## Response Elements

If the action is successful, the service sends back an HTTP 200 response.

The following data is returned in JSON format by the service.

### [AutomationExecution](#)

Detailed information about the current state of an automation execution.

Type: [AutomationExecution](#) object

## Errors

For information about the errors that are common to all actions, see [Common Errors](#).

### **AutomationExecutionNotFoundException**

There is no automation execution information for the requested automation execution ID.

HTTP Status Code: 400

### **InternalServerError**

An error occurred on the server side.

HTTP Status Code: 500

## Examples

### Example

This example illustrates one usage of `GetAutomationExecution`.

### Sample Request

```
POST / HTTP/1.1
Host: ssm.us-east-2.amazonaws.com
Accept-Encoding: identity
X-Amz-Target: AmazonSSM.GetAutomationExecution
Content-Type: application/x-amz-json-1.1
```

```
User-Agent: aws-cli/1.17.12 Python/3.6.8 Darwin/18.7.0 boto3/1.14.12
X-Amz-Date: 20240324T185532Z
Authorization: AWS4-HMAC-SHA256 Credential=AKIAIOSFODNN7EXAMPLE/20240324/us-east-2/ssm/
aws4_request,
SignedHeaders=content-type;host;x-amz-date;x-amz-target, Signature=39c3b3042cd2aEXAMPLE
Content-Length: 65
```

```
{
  "AutomationExecutionId": "8a5f5be8-5d93-437a-adbb-394f7EXAMPLE"
}
```

## Sample Response

```
{
  "AutomationExecution": {
    "AutomationExecutionId": "8a5f5be8-5d93-437a-adbb-394f7EXAMPLE",
    "AutomationExecutionStatus": "Success",
    "DocumentName": "CreateImage",
    "DocumentVersion": "1",
    "ExecutedBy": "arn:aws:sts::111122223333:assumed-role/Example",
    "ExecutionEndTime": 1585062669.053,
    "ExecutionStartTime": 1585061570.827,
    "Mode": "Auto",
    "Outputs": {},
    "Parameters": {
      "InstanceId": [
        "i-02573cafcfEXAMPLE"
      ]
    },
    "ResolvedTargets": {
      "ParameterValues": [],
      "Truncated": false
    },
    "StepExecutions": [
      {
        "Action": "aws:createImage",
        "ExecutionEndTime": 1585062668.968,
        "ExecutionStartTime": 1585061571.144,
        "Inputs": {
          "ImageDescription": "\"AMI for i-02573cafcfEXAMPLE created on 2020-03-24_14.52.51\"",
          "ImageName": "\"i-02573cafcfEXAMPLE-2020-03-24_14.52.51\"",
          "InstanceId": "\"i-02573cafcfEXAMPLE\"",

```

```
        "NoReboot": "false"
    },
    "OnFailure": "Abort",
    "Outputs": {
        "ImageId": [
            "ami-0f4706cb37EXAMPLE"
        ],
        "ImageState": [
            "available"
        ],
        "OutputPayload": [
            "{\"ImageId\": \"ami-0f4706cb37EXAMPLE\", \"ImageState\": \"available\"}"
        ]
    },
    "OverriddenParameters": {},
    "StepExecutionId": "eff80946-356d-4128-97b2-6a0f5EXAMPLE",
    "StepName": "createImage",
    "StepStatus": "Success"
}
],
"StepExecutionsTruncated": false,
"Targets": []
}
}
```

## See Also

For more information about using this API in one of the language-specific AWS SDKs, see the following:

- [AWS Command Line Interface](#)
- [AWS SDK for .NET](#)
- [AWS SDK for C++](#)
- [AWS SDK for Go v2](#)
- [AWS SDK for Java V2](#)
- [AWS SDK for JavaScript V3](#)
- [AWS SDK for PHP V3](#)
- [AWS SDK for Python](#)

- [AWS SDK for Ruby V3](#)

# GetCalendarState

Gets the state of a AWS Systems Manager change calendar at the current time or a specified time. If you specify a time, `GetCalendarState` returns the state of the calendar at that specific time, and returns the next time that the change calendar state will transition. If you don't specify a time, `GetCalendarState` uses the current time. Change Calendar entries have two possible states: OPEN or CLOSED.

If you specify more than one calendar in a request, the command returns the status of OPEN only if all calendars in the request are open. If one or more calendars in the request are closed, the status returned is CLOSED.

For more information about Change Calendar, a capability of AWS Systems Manager, see [AWS Systems Manager Change Calendar](#) in the *AWS Systems Manager User Guide*.

## Request Syntax

```
{
  "AtTime": "string",
  "CalendarNames": [ "string" ]
}
```

## Request Parameters

For information about the parameters that are common to all actions, see [Common Parameters](#).

The request accepts the following data in JSON format.

### AtTime

(Optional) The specific time for which you want to get calendar state information, in [ISO 8601](#) format. If you don't specify a value or `AtTime`, the current time is used.

Type: String

Required: No

### CalendarNames

The names or Amazon Resource Names (ARNs) of the Systems Manager documents (SSM documents) that represent the calendar entries for which you want to get the state.



Type: Array of strings

Required: Yes

## Response Syntax

```
{
  "AtTime": "string",
  "NextTransitionTime": "string",
  "State": "string"
}
```

## Response Elements

If the action is successful, the service sends back an HTTP 200 response.

The following data is returned in JSON format by the service.

### AtTime

The time, as an [ISO 8601](#) string, that you specified in your command. If you don't specify a time, `GetCalendarState` uses the current time.

Type: String

### NextTransitionTime

The time, as an [ISO 8601](#) string, that the calendar state will change. If the current calendar state is `OPEN`, `NextTransitionTime` indicates when the calendar state changes to `CLOSED`, and vice-versa.

Type: String

### State

The state of the calendar. An `OPEN` calendar indicates that actions are allowed to proceed, and a `CLOSED` calendar indicates that actions aren't allowed to proceed.

Type: String

Valid Values: `OPEN` | `CLOSED`

## Errors

For information about the errors that are common to all actions, see [Common Errors](#).

### InternalServerError

An error occurred on the server side.

HTTP Status Code: 500

### InvalidDocument

The specified SSM document doesn't exist.

HTTP Status Code: 400

### InvalidDocumentType

The SSM document type isn't valid. Valid document types are described in the `DocumentType` property.

HTTP Status Code: 400

### UnsupportedCalendarException

The calendar entry contained in the specified SSM document isn't supported.

HTTP Status Code: 400

## Examples

### Example

This example illustrates one usage of `GetCalendarState`.

### Sample Request

```
POST / HTTP/1.1
Host: ssm.us-east-2.amazonaws.com
Accept-Encoding: identity
X-Amz-Target: AmazonSSM.GetCalendarState
Content-Type: application/x-amz-json-1.1
User-Agent: aws-cli/2.0.0 Python/3.7.5 Windows/10 botocore/2.0.0dev4
X-Amz-Date: 20240224T191829Z
```

```
Authorization: AWS4-HMAC-SHA256 Credential=AKIAIOSFODNN7EXAMPLE/20240225/us-east-2/ssm/
aws4_request,
SignedHeaders=content-type;host;x-amz-date;x-amz-target, Signature=39c3b3042cd2aEXAMPLE
Content-Length: 67
```

```
{
  "CalendarNames": [
    "MyCalendar"
  ],
  "AtTime": "2024-02-25T19:05:47Z"
}
```

## Sample Response

```
{
  "AtTime": "2024-02-25T19:05:47Z",
  "State": "OPEN"
}
```

## See Also

For more information about using this API in one of the language-specific AWS SDKs, see the following:

- [AWS Command Line Interface](#)
- [AWS SDK for .NET](#)
- [AWS SDK for C++](#)
- [AWS SDK for Go v2](#)
- [AWS SDK for Java V2](#)
- [AWS SDK for JavaScript V3](#)
- [AWS SDK for PHP V3](#)
- [AWS SDK for Python](#)
- [AWS SDK for Ruby V3](#)

# GetCommandInvocation

Returns detailed information about command execution for an invocation or plugin. The Run Command API follows an eventual consistency model, due to the distributed nature of the system supporting the API. This means that the result of an API command you run that affects your resources might not be immediately visible to all subsequent commands you run. You should keep this in mind when you carry out an API command that immediately follows a previous API command.

GetCommandInvocation only gives the execution status of a plugin in a document. To get the command execution status on a specific managed node, use [ListCommandInvocations](#). To get the command execution status across managed nodes, use [ListCommands](#).

## Request Syntax

```
{
  "CommandId": "string",
  "InstanceId": "string",
  "PluginName": "string"
}
```

## Request Parameters

For information about the parameters that are common to all actions, see [Common Parameters](#).

The request accepts the following data in JSON format.

### [CommandId](#)

(Required) The parent command ID of the invocation plugin.

Type: String

Length Constraints: Fixed length of 36.

Required: Yes

### [InstanceId](#)

(Required) The ID of the managed node targeted by the command. A *managed node* can be an Amazon Elastic Compute Cloud (Amazon EC2) instance, edge device, and on-premises server or VM in your hybrid environment that is configured for AWS Systems Manager.

Type: String

Pattern:  $(^i-(\w{8}|\w{17}))$)|(^\mi-\w{17}$)$

Required: Yes

### PluginName

The name of the step for which you want detailed results. If the document contains only one step, you can omit the name and details for that step. If the document contains more than one step, you must specify the name of the step for which you want to view details. Be sure to specify the name of the step, not the name of a plugin like `aws:RunShellScript`.

To find the `PluginName`, check the document content and find the name of the step you want details for. Alternatively, use [ListCommandInvocations](#) with the `CommandId` and `Details` parameters. The `PluginName` is the `Name` attribute of the `CommandPlugin` object in the `CommandPlugins` list.

Type: String

Length Constraints: Minimum length of 4.

Required: No

## Response Syntax

```
{
  "CloudWatchOutputConfig": {
    "CloudWatchLogGroupName": "string",
    "CloudWatchOutputEnabled": boolean
  },
  "CommandId": "string",
  "Comment": "string",
  "DocumentName": "string",
  "DocumentVersion": "string",
  "ExecutionElapsedTime": "string",
  "ExecutionEndDateTime": "string",
  "ExecutionStartDateTime": "string",
  "InstanceId": "string",
  "PluginName": "string",
  "ResponseCode": number,
  "StandardErrorContent": "string",
```

```
"StandardErrorUrl": "string",  
"StandardOutputContent": "string",  
"StandardOutputUrl": "string",  
"Status": "string",  
"StatusDetails": "string"  
}
```

## Response Elements

If the action is successful, the service sends back an HTTP 200 response.

The following data is returned in JSON format by the service.

### CloudWatchOutputConfig

Amazon CloudWatch Logs information where Systems Manager sent the command output.

Type: [CloudWatchOutputConfig](#) object

### CommandId

The parent command ID of the invocation plugin.

Type: String

Length Constraints: Fixed length of 36.

### Comment

The comment text for the command.

Type: String

Length Constraints: Maximum length of 100.

### DocumentName

The name of the document that was run. For example, AWS-RunShellScript.

Type: String

Pattern: `^[a-zA-Z0-9_\-\-]{3,128}$`

### DocumentVersion

The Systems Manager document (SSM document) version used in the request.

Type: String

Pattern: ( $[\$]LATEST|[\$]DEFAULT|^[1-9][0-9]*\$$$ )

### ExecutionElapsedTime

Duration since ExecutionStartDateTime.

Type: String

Pattern:  $^([\-]?\d{4}(?! \d{2} \b))((-?)((0[1-9]|1[0-2])(\3([12]\d|0[1-9]|3[01])))?|W([0-4]\d|5[0-2])(-?[1-7])?|(00[1-9]|0[1-9]\d|[12]\d{2}|3([0-5]\d|6[1-6])))([T\s](((0[1]\d|2[0-3])((:)?[0-5]\d)?|24\?:?00)([\. , ]\d(?!:))?)?(\17[0-5]\d([\. , ]\d)?)?([zZ]|([\-])((0[1]\d|2[0-3]))?:?([0-5]\d)?)?)?)?\$$

### ExecutionEndDateTime

The date and time the plugin finished running. Date and time are written in ISO 8601 format. For example, June 7, 2017 is represented as 2017-06-7. The following sample AWS CLI command uses the `InvokedAfter` filter.

```
aws ssm list-commands --filters
key=InvokedAfter,value=2017-06-07T00:00:00Z
```

If the plugin hasn't started to run, the string is empty.

Type: String

Pattern:  $^([\-]?\d{4}(?! \d{2} \b))((-?)((0[1-9]|1[0-2])(\3([12]\d|0[1-9]|3[01])))?|W([0-4]\d|5[0-2])(-?[1-7])?|(00[1-9]|0[1-9]\d|[12]\d{2}|3([0-5]\d|6[1-6])))([T\s](((0[1]\d|2[0-3])((:)?[0-5]\d)?|24\?:?00)([\. , ]\d(?!:))?)?(\17[0-5]\d([\. , ]\d)?)?([zZ]|([\-])((0[1]\d|2[0-3]))?:?([0-5]\d)?)?)?)?\$$

### ExecutionStartDateTime

The date and time the plugin started running. Date and time are written in ISO 8601 format. For example, June 7, 2017 is represented as 2017-06-7. The following sample AWS CLI command uses the `InvokedBefore` filter.

```
aws ssm list-commands --filters
key=InvokedBefore,value=2017-06-07T00:00:00Z
```

If the plugin hasn't started to run, the string is empty.

Type: String

Pattern: `^([\-]?\d{4}(?! \d{2}\b))((-?)(\d{1-9}|1[0-2])(\d{3}([12]\d|0[1-9]|3[01]))?)|W([0-4]\d|5[0-2])(-?[1-7])?|(00[1-9]|0[1-9]\d|[12]\d{2}|3([0-5]\d|6[1-6])))([T\s](((01)\d|2[0-3])((:?) [0-5]\d)?|24\ :?00)([\., ]\d(?!:))?)?(\d{17}[0-5]\d([\., ]\d)?)?([zZ]|([\-])(01)\d|2[0-3]):?([0-5]\d)?)?)?`$`

### InstanceId

The ID of the managed node targeted by the command. A *managed node* can be an Amazon Elastic Compute Cloud (Amazon EC2) instance, edge device, or on-premises server or VM in your hybrid environment that is configured for AWS Systems Manager.

Type: String

Pattern: `(^i-(\w{8}|\w{17}))$|^mi-\w{17}$`

### PluginName

The name of the plugin, or *step name*, for which details are reported. For example, `aws:RunShellScript` is a plugin.

Type: String

Length Constraints: Minimum length of 4.

### ResponseCode

The error level response code for the plugin script. If the response code is `-1`, then the command hasn't started running on the managed node, or it wasn't received by the node.

Type: Integer

### StandardErrorContent

The first 8,000 characters written by the plugin to `stderr`. If the command hasn't finished running, then this string is empty.

Type: String

Length Constraints: Maximum length of 8000.



## StandardErrorUrl

The URL for the complete text written by the plugin to `stderr`. If the command hasn't finished running, then this string is empty.

Type: String

## StandardOutputContent

The first 24,000 characters written by the plugin to `stdout`. If the command hasn't finished running, if `ExecutionStatus` is neither `Succeeded` nor `Failed`, then this string is empty.

Type: String

Length Constraints: Maximum length of 24000.

## StandardOutputUrl

The URL for the complete text written by the plugin to `stdout` in Amazon Simple Storage Service (Amazon S3). If an S3 bucket wasn't specified, then this string is empty.

Type: String

## Status

The status of this invocation plugin. This status can be different than `StatusDetails`.

Type: String

Valid Values: `Pending` | `InProgress` | `Delayed` | `Success` | `Cancelled` | `TimedOut` | `Failed` | `Cancelling`

## StatusDetails

A detailed status of the command execution for an invocation. `StatusDetails` includes more information than `Status` because it includes states resulting from error and concurrency control parameters. `StatusDetails` can show different results than `Status`. For more information about these statuses, see [Understanding command statuses](#) in the *AWS Systems Manager User Guide*. `StatusDetails` can be one of the following values:

- **Pending:** The command hasn't been sent to the managed node.
- **In Progress:** The command has been sent to the managed node but hasn't reached a terminal state.

- **Delayed:** The system attempted to send the command to the target, but the target wasn't available. The managed node might not be available because of network issues, because the node was stopped, or for similar reasons. The system will try to send the command again.
- **Success:** The command or plugin ran successfully. This is a terminal state.
- **Delivery Timed Out:** The command wasn't delivered to the managed node before the delivery timeout expired. Delivery timeouts don't count against the parent command's `MaxErrors` limit, but they do contribute to whether the parent command status is `Success` or `Incomplete`. This is a terminal state.
- **Execution Timed Out:** The command started to run on the managed node, but the execution wasn't complete before the timeout expired. Execution timeouts count against the `MaxErrors` limit of the parent command. This is a terminal state.
- **Failed:** The command wasn't run successfully on the managed node. For a plugin, this indicates that the result code wasn't zero. For a command invocation, this indicates that the result code for one or more plugins wasn't zero. Invocation failures count against the `MaxErrors` limit of the parent command. This is a terminal state.
- **Cancelled:** The command was terminated before it was completed. This is a terminal state.
- **Undeliverable:** The command can't be delivered to the managed node. The node might not exist or might not be responding. Undeliverable invocations don't count against the parent command's `MaxErrors` limit and don't contribute to whether the parent command status is `Success` or `Incomplete`. This is a terminal state.
- **Terminated:** The parent command exceeded its `MaxErrors` limit and subsequent command invocations were canceled by the system. This is a terminal state.

Type: String

Length Constraints: Minimum length of 0. Maximum length of 100.

## Errors

For information about the errors that are common to all actions, see [Common Errors](#).

### InternalServerError

An error occurred on the server side.

HTTP Status Code: 500

## InvalidCommandId

The specified command ID isn't valid. Verify the ID and try again.

HTTP Status Code: 400

## InvalidInstanceId

The following problems can cause this exception:

- You don't have permission to access the managed node.
- AWS Systems Manager Agent (SSM Agent) isn't running. Verify that SSM Agent is running.
- SSM Agent isn't registered with the SSM endpoint. Try reinstalling SSM Agent.
- The managed node isn't in a valid state. Valid states are: Running, Pending, Stopped, and Stopping. Invalid states are: Shutting-down and Terminated.

HTTP Status Code: 400

## InvalidPluginName

The plugin name isn't valid.

HTTP Status Code: 400

## InvocationDoesNotExist

The command ID and managed node ID you specified didn't match any invocations. Verify the command ID and the managed node ID and try again.

HTTP Status Code: 400

## Examples

### Example

This example illustrates one usage of `GetCommandInvocation`.

### Sample Request

```
POST / HTTP/1.1
Host: ssm.us-east-2.amazonaws.com
Accept-Encoding: identity
X-Amz-Target: AmazonSSM.GetCommandInvocation
```

```

Content-Type: application/x-amz-json-1.1
User-Agent: aws-cli/2.0.0 Python/3.7.5 Windows/10 botocore/2.0.0dev4
X-Amz-Date: 20240220T235111Z
Authorization: AWS4-HMAC-SHA256 Credential=AKIAIOSFODNN7EXAMPLE/20240220/us-east-2/ssm/
aws4_request,
SignedHeaders=content-type;host;x-amz-date;x-amz-target, Signature=39c3b3042cd2aEXAMPLE
Content-Length: 90

{
  "CommandId": "32d70fe0-ddbc-4a4e-943f-ffcabcEXAMPLE",
  "InstanceId": "i-02573cafcfEXAMPLE"
}

```

## Sample Response

```

{
  "CloudWatchOutputConfig": {
    "CloudWatchLogGroupName": "",
    "CloudWatchOutputEnabled": false
  },
  "CommandId": "32d70fe0-ddbc-4a4e-943f-ffcabcEXAMPLE",
  "Comment": "b48291dd-ba76-43e0-b9df-13e11ddaac26:6960febb-2907-4b59-8e1a-d6ce8EXAMPLE",
  "DocumentName": "AWS-UpdateSSMAgent",
  "DocumentVersion": "",
  "ExecutionElapsedTime": "PT44.002S",
  "ExecutionEndDateTime": "2024-02-20T23:35:26.758Z",
  "ExecutionStartDateTime": "2024-02-20T23:34:42.758Z",
  "InstanceId": "i-02573cafcfEXAMPLE",
  "PluginName": "aws:updateSsmAgent",
  "ResponseCode": 0,
  "StandardErrorContent": "",
  "StandardErrorUrl": "",
  "StandardOutputContent": "Updating amazon-ssm-agent from 2.3.842.0 to latest
  \nSuccessfully downloaded https://s3.us-east-2.amazonaws.com/amazon-ssm-us-east-2/ssm-agent-manifest.json
  \nSuccessfully downloaded https://s3.us-east-2.amazonaws.com/amazon-ssm-us-east-2/amazon-ssm-agent-updater/2.3.871.0/amazon-ssm-agent-updater-windows-amd64.zip
  \nSuccessfully downloaded https://s3.us-east-2.amazonaws.com/amazon-ssm-us-east-2/amazon-ssm-agent/2.3.842.0/amazon-ssm-agent-windows-amd64.zip
  \nSuccessfully downloaded https://s3.us-east-2.amazonaws.com/amazon-ssm-us-east-2/amazon-ssm-agent/2.3.871.0/amazon-ssm-agent-windows-amd64.zip
  \nInitiating amazon-ssm-agent update to 2.3.871.0

```

```
\namazon-ssm-agent updated successfully to 2.3.871.0",  
"StandardOutputUrl": "",  
"Status": "Success",  
"StatusDetails": "Success"  
}
```

## See Also

For more information about using this API in one of the language-specific AWS SDKs, see the following:

- [AWS Command Line Interface](#)
- [AWS SDK for .NET](#)
- [AWS SDK for C++](#)
- [AWS SDK for Go v2](#)
- [AWS SDK for Java V2](#)
- [AWS SDK for JavaScript V3](#)
- [AWS SDK for PHP V3](#)
- [AWS SDK for Python](#)
- [AWS SDK for Ruby V3](#)

# GetConnectionStatus

Retrieves the Session Manager connection status for a managed node to determine whether it is running and ready to receive Session Manager connections.

## Request Syntax

```
{
  "Target": "string"
}
```

## Request Parameters

For information about the parameters that are common to all actions, see [Common Parameters](#).

The request accepts the following data in JSON format.

### Target

The managed node ID.

Type: String

Length Constraints: Minimum length of 1. Maximum length of 400.

Required: Yes

## Response Syntax

```
{
  "Status": "string",
  "Target": "string"
}
```

## Response Elements

If the action is successful, the service sends back an HTTP 200 response.

The following data is returned in JSON format by the service.

## Status

The status of the connection to the managed node.

Type: String

Valid Values: `connected` | `notconnected`

## Target

The ID of the managed node to check connection status.

Type: String

Length Constraints: Minimum length of 1. Maximum length of 400.

## Errors

For information about the errors that are common to all actions, see [Common Errors](#).

### InternalServerError

An error occurred on the server side.

HTTP Status Code: 500

## Examples

### Example

This example illustrates one usage of `GetConnectionStatus`.

### Sample Request

```
POST / HTTP/1.1
Host: ssm.us-east-2.amazonaws.com
Accept-Encoding: identity
X-Amz-Target: AmazonSSM.GetConnectionStatus
Content-Type: application/x-amz-json-1.1
User-Agent: aws-cli/2.0.0 Python/3.7.5 Windows/10 botocore/2.0.0dev4
X-Amz-Date: 20240221T180655Z
```

```
Authorization: AWS4-HMAC-SHA256 Credential=AKIAIOSFODNN7EXAMPLE/20240221/us-east-2/ssm/
aws4_request,
SignedHeaders=content-type;host;x-amz-date;x-amz-target, Signature=39c3b3042cd2aEXAMPLE
Content-Length: 33
```

```
{
  "Target": "i-02573cafcfEXAMPLE"
}
```

## Sample Response

```
{
  "Status": "connected",
  "Target": "i-02573cafcfEXAMPLE"
}
```

## See Also

For more information about using this API in one of the language-specific AWS SDKs, see the following:

- [AWS Command Line Interface](#)
- [AWS SDK for .NET](#)
- [AWS SDK for C++](#)
- [AWS SDK for Go v2](#)
- [AWS SDK for Java V2](#)
- [AWS SDK for JavaScript V3](#)
- [AWS SDK for PHP V3](#)
- [AWS SDK for Python](#)
- [AWS SDK for Ruby V3](#)



# GetDefaultPatchBaseline

Retrieves the default patch baseline. AWS Systems Manager supports creating multiple default patch baselines. For example, you can create a default patch baseline for each operating system.

If you don't specify an operating system value, the default patch baseline for Windows is returned.

## Request Syntax

```
{  
  "OperatingSystem": "string"  
}
```

## Request Parameters

For information about the parameters that are common to all actions, see [Common Parameters](#).

The request accepts the following data in JSON format.

### OperatingSystem

Returns the default patch baseline for the specified operating system.

Type: String

Valid Values: WINDOWS | AMAZON\_LINUX | AMAZON\_LINUX\_2 | AMAZON\_LINUX\_2022 | UBUNTU | REDHAT\_ENTERPRISE\_LINUX | SUSE | CENTOS | ORACLE\_LINUX | DEBIAN | MACOS | RASPBIAN | ROCKY\_LINUX | ALMA\_LINUX | AMAZON\_LINUX\_2023

Required: No

## Response Syntax

```
{  
  "BaselineId": "string",  
  "OperatingSystem": "string"  
}
```

## Response Elements

If the action is successful, the service sends back an HTTP 200 response.

The following data is returned in JSON format by the service.

### BaselineId

The ID of the default patch baseline.

Type: String

Length Constraints: Minimum length of 20. Maximum length of 128.

Pattern: `^[a-zA-Z0-9_\-\ :/]{20,128}$`

### OperatingSystem

The operating system for the returned patch baseline.

Type: String

Valid Values: WINDOWS | AMAZON\_LINUX | AMAZON\_LINUX\_2 | AMAZON\_LINUX\_2022 | UBUNTU | REDHAT\_ENTERPRISE\_LINUX | SUSE | CENTOS | ORACLE\_LINUX | DEBIAN | MACOS | RASPBIAN | ROCKY\_LINUX | ALMA\_LINUX | AMAZON\_LINUX\_2023

## Errors

For information about the errors that are common to all actions, see [Common Errors](#).

### InternalServerError

An error occurred on the server side.

HTTP Status Code: 500

## Examples

### Example

This example illustrates one usage of `GetDefaultPatchBaseline`.

### Sample Request

```
POST / HTTP/1.1
```

```
Host: ssm.us-east-2.amazonaws.com
Accept-Encoding: identity
Content-Length: 35
X-Amz-Target: AmazonSSM.GetDefaultPatchBaseline
X-Amz-Date: 20240309T025228Z
User-Agent: aws-cli/1.11.180 Python/2.7.9 Windows/8 botocore/1.7.38
Content-Type: application/x-amz-json-1.1
Authorization: AWS4-HMAC-SHA256 Credential=AKIAIOSFODNN7EXAMPLE/20240309/us-east-2/ssm/
aws4_request,
SignedHeaders=content-type;host;x-amz-date;x-amz-target, Signature=39c3b3042cd2aEXAMPLE

{
  "OperatingSystem": "AMAZON_LINUX"
}
```

## Sample Response

```
{
  "BaselineId": "arn:aws:ssm:us-east-2:111122223333:patchbaseline/
pb-0c10e65780EXAMPLE",
  "OperatingSystem": "AMAZON_LINUX"
}
```

## See Also

For more information about using this API in one of the language-specific AWS SDKs, see the following:

- [AWS Command Line Interface](#)
- [AWS SDK for .NET](#)
- [AWS SDK for C++](#)
- [AWS SDK for Go v2](#)
- [AWS SDK for Java V2](#)
- [AWS SDK for JavaScript V3](#)
- [AWS SDK for PHP V3](#)
- [AWS SDK for Python](#)
- [AWS SDK for Ruby V3](#)

# GetDeployablePatchSnapshotForInstance

Retrieves the current snapshot for the patch baseline the managed node uses. This API is primarily used by the `AWS-RunPatchBaseline` Systems Manager document (SSM document).

## Note

If you run the command locally, such as with the AWS Command Line Interface (AWS CLI), the system attempts to use your local AWS credentials and the operation fails. To avoid this, you can run the command in the AWS Systems Manager console. Use Run Command, a capability of AWS Systems Manager, with an SSM document that enables you to target a managed node with a script or command. For example, run the command using the `AWS-RunShellScript` document or the `AWS-RunPowerShellScript` document.

## Request Syntax

```
{
  "BaselineOverride": {
    "ApprovalRules": {
      "PatchRules": [
        {
          "ApproveAfterDays": number,
          "ApproveUntilDate": "string",
          "ComplianceLevel": "string",
          "EnableNonSecurity": boolean,
          "PatchFilterGroup": {
            "PatchFilters": [
              {
                "Key": "string",
                "Values": [ "string" ]
              }
            ]
          }
        }
      ]
    }
  },
  "ApprovedPatches": [ "string" ],
  "ApprovedPatchesComplianceLevel": "string",
  "ApprovedPatchesEnableNonSecurity": boolean,
  "GlobalFilters": {
```

```
    "PatchFilters": [
      {
        "Key": "string",
        "Values": [ "string" ]
      }
    ],
    "OperatingSystem": "string",
    "RejectedPatches": [ "string" ],
    "RejectedPatchesAction": "string",
    "Sources": [
      {
        "Configuration": "string",
        "Name": "string",
        "Products": [ "string" ]
      }
    ],
    "InstanceId": "string",
    "SnapshotId": "string"
  }
}
```

## Request Parameters

For information about the parameters that are common to all actions, see [Common Parameters](#).

The request accepts the following data in JSON format.

### [BaselineOverride](#)

Defines the basic information about a patch baseline override.

Type: [BaselineOverride](#) object

Required: No

### [InstanceId](#)

The ID of the managed node for which the appropriate patch snapshot should be retrieved.

Type: String

Pattern:  $(^i-(\w{8}|\w{17}))$)|(^\mi-\w{17}$)$

Required: Yes

### SnapshotId

The snapshot ID provided by the user when running `AWS-RunPatchBaseline`.

Type: String

Length Constraints: Fixed length of 36.

Pattern: `^[0-9a-fA-F]{8}-[0-9a-fA-F]{4}-[0-9a-fA-F]{4}-[0-9a-fA-F]{4}-[0-9a-fA-F]{12}$`

Required: Yes

## Response Syntax

```
{
  "InstanceId": "string",
  "Product": "string",
  "SnapshotDownloadUrl": "string",
  "SnapshotId": "string"
}
```

## Response Elements

If the action is successful, the service sends back an HTTP 200 response.

The following data is returned in JSON format by the service.

### InstanceId

The managed node ID.

Type: String

Pattern: `(^i-(\w{8}|\w{17}))$|^mi-\w{17}$`

### Product

Returns the specific operating system (for example Windows Server 2012 or Amazon Linux 2015.09) on the managed node for the specified patch snapshot.

Type: String

### SnapshotDownloadUrl

A pre-signed Amazon Simple Storage Service (Amazon S3) URL that can be used to download the patch snapshot.

Type: String

### SnapshotId

The user-defined snapshot ID.

Type: String

Length Constraints: Fixed length of 36.

Pattern: `^[0-9a-fA-F]{8}-[0-9a-fA-F]{4}-[0-9a-fA-F]{4}-[0-9a-fA-F]{4}-[0-9a-fA-F]{12}$`

## Errors

For information about the errors that are common to all actions, see [Common Errors](#).

### **InternalServerError**

An error occurred on the server side.

HTTP Status Code: 500

### **UnsupportedFeatureRequiredException**

Patching for applications released by Microsoft is only available on EC2 instances and advanced instances. To patch applications released by Microsoft on on-premises servers and VMs, you must enable advanced instances. For more information, see [Turning on the advanced-instances tier](#) in the *AWS Systems Manager User Guide*.

HTTP Status Code: 400

### **UnsupportedOperatingSystem**

The operating systems you specified isn't supported, or the operation isn't supported for the operating system.

HTTP Status Code: 400

# Examples

## Example

This example illustrates one usage of `GetDeployablePatchSnapshotForInstance`.

### Sample Request

```
POST / HTTP/1.1
Host: ssm.us-east-2.amazonaws.com
Accept-Encoding: identity
Content-Length: 91
X-Amz-Target: AmazonSSM.GetDeployablePatchSnapshotForInstance
Content-Type: application/x-amz-json-1.1
User-Agent: aws-cli/2.2.12 Python/3.8.8 Windows/10 exe/AMD64 prompt/off command/
ssm.get-deployable-patch-snapshot-for-instance
X-Amz-Date: 20240618T204500Z
Authorization: AWS4-HMAC-SHA256 Credential=AKIAIOSFODNN7EXAMPLE/20240618/us-east-2/ssm/
aws4_request,
SignedHeaders=content-type;host;x-amz-date;x-amz-target, Signature=39c3b3042cd2aEXAMPLE

{
  "InstanceId": "i-02573cafcfEXAMPLE",
  "SnapshotId": "a3f5ff34-9bc4-4d2c-a665-4d1c1EXAMPLE"
}
```

### Sample Response

```
{
  "InstanceId": "i-02573cafcfEXAMPLE",
  "SnapshotId": "a3f5ff34-9bc4-4d2c-a665-4d1c1EXAMPLE",
  "Product": "AmazonLinux2018.03",
  "SnapshotDownloadUrl": "https://amzn-s3-demo-bucket.s3.us-east-2.amazonaws.com/
b7d801675252464bEXAMPLE--truncated--"
}
```

## See Also

For more information about using this API in one of the language-specific AWS SDKs, see the following:

- [AWS Command Line Interface](#)



- [AWS SDK for .NET](#)
- [AWS SDK for C++](#)
- [AWS SDK for Go v2](#)
- [AWS SDK for Java V2](#)
- [AWS SDK for JavaScript V3](#)
- [AWS SDK for PHP V3](#)
- [AWS SDK for Python](#)
- [AWS SDK for Ruby V3](#)

# GetDocument

Gets the contents of the specified AWS Systems Manager document (SSM document).

## Request Syntax

```
{  
  "DocumentFormat": "string",  
  "DocumentVersion": "string",  
  "Name": "string",  
  "VersionName": "string"  
}
```

## Request Parameters

For information about the parameters that are common to all actions, see [Common Parameters](#).

The request accepts the following data in JSON format.

### DocumentFormat

Returns the document in the specified format. The document format can be either JSON or YAML. JSON is the default format.

Type: String

Valid Values: YAML | JSON | TEXT

Required: No

### DocumentVersion

The document version for which you want information.

Type: String

Pattern: ( $[\$]LATEST$  |  $[\$]DEFAULT$  |  $^[1-9][0-9]*$ )

Required: No

### Name

The name of the SSM document.

Type: String

Pattern: `^[a-zA-Z0-9_\-.:/]{3,128}$`

Required: Yes

### VersionName

An optional field specifying the version of the artifact associated with the document. For example, 12.6. This value is unique across all versions of a document and can't be changed.

Type: String

Pattern: `^[a-zA-Z0-9_\-.]{1,128}$`

Required: No

## Response Syntax

```
{
  "AttachmentsContent": [
    {
      "Hash": "string",
      "HashType": "string",
      "Name": "string",
      "Size": number,
      "Url": "string"
    }
  ],
  "Content": "string",
  "CreateDate": number,
  "DisplayName": "string",
  "DocumentFormat": "string",
  "DocumentType": "string",
  "DocumentVersion": "string",
  "Name": "string",
  "Requires": [
    {
      "Name": "string",
      "RequireType": "string",
      "Version": "string",
      "VersionName": "string"
    }
  ]
}
```

```
],  
  "ReviewStatus": "string",  
  "Status": "string",  
  "StatusInformation": "string",  
  "VersionName": "string"  
}
```

## Response Elements

If the action is successful, the service sends back an HTTP 200 response.

The following data is returned in JSON format by the service.

### AttachmentsContent

A description of the document attachments, including names, locations, sizes, and so on.

Type: Array of [AttachmentContent](#) objects

### Content

The contents of the SSM document.

Type: String

Length Constraints: Minimum length of 1.

### CreatedDate

The date the SSM document was created.

Type: Timestamp

### DisplayName

The friendly name of the SSM document. This value can differ for each version of the document. If you want to update this value, see [UpdateDocument](#).

Type: String

Length Constraints: Maximum length of 1024.

Pattern: `^[\\w\\.\\-\\:\\/ ]*$`

### DocumentFormat

The document format, either JSON or YAML.

Type: String

Valid Values: YAML | JSON | TEXT

### DocumentType

The document type.

Type: String

Valid Values: Command | Policy | Automation | Session | Package | ApplicationConfiguration | ApplicationConfigurationSchema | DeploymentStrategy | ChangeCalendar | Automation.ChangeTemplate | ProblemAnalysis | ProblemAnalysisTemplate | CloudFormation | ConformancePackTemplate | QuickSetup

### DocumentVersion

The document version.

Type: String

Pattern: (`[$]LATEST` | `[$]DEFAULT` | `^[1-9][0-9]*`)

### Name

The name of the SSM document.

Type: String

Pattern: `^[a-zA-Z0-9_\-. :/]{3,128}$`

### Requires

A list of SSM documents required by a document. For example, an `ApplicationConfiguration` document requires an `ApplicationConfigurationSchema` document.

Type: Array of [DocumentRequires](#) objects

Array Members: Minimum number of 1 item.

### ReviewStatus

The current review status of a new custom Systems Manager document (SSM document) created by a member of your organization, or of the latest version of an existing SSM document.

Only one version of an SSM document can be in the APPROVED state at a time. When a new version is approved, the status of the previous version changes to REJECTED.

Only one version of an SSM document can be in review, or PENDING, at a time.

Type: String

Valid Values: APPROVED | NOT\_REVIEWED | PENDING | REJECTED

## Status

The status of the SSM document, such as Creating, Active, Updating, Failed, and Deleting.

Type: String

Valid Values: Creating | Active | Updating | Deleting | Failed

## StatusInformation

A message returned by AWS Systems Manager that explains the Status value. For example, a Failed status might be explained by the StatusInformation message, "The specified S3 bucket doesn't exist. Verify that the URL of the S3 bucket is correct."

Type: String

## VersionName

The version of the artifact associated with the document. For example, 12.6. This value is unique across all versions of a document, and can't be changed.

Type: String

Pattern: `^[a-zA-Z0-9_\-.]{1,128}$`

## Errors

For information about the errors that are common to all actions, see [Common Errors](#).

### InternalServerError

An error occurred on the server side.

HTTP Status Code: 500

## InvalidDocument

The specified SSM document doesn't exist.

HTTP Status Code: 400

## InvalidDocumentVersion

The document version isn't valid or doesn't exist.

HTTP Status Code: 400

## Examples

### Example

This example illustrates one usage of GetDocument.

### Sample Request

```
POST / HTTP/1.1
Host: ssm.us-east-2.amazonaws.com
Accept-Encoding: identity
X-Amz-Target: AmazonSSM.GetDocument
Content-Type: application/x-amz-json-1.1
User-Agent: aws-cli/1.17.12 Python/3.6.8 Darwin/18.7.0 botocore/1.14.12
X-Amz-Date: 20240324T190721Z
Authorization: AWS4-HMAC-SHA256 Credential=AKIAIOSFODNN7EXAMPLE/20240324/us-east-2/ssm/
aws4_request,
SignedHeaders=content-type;host;x-amz-date;x-amz-target, Signature=39c3b3042cd2aEXAMPLE
Content-Length: 30

{
  "Name": "AWS-UpdateSSMAgent"
}
```

### Sample Response

```
{
  "Content": "{\n  \"schemaVersion\": \"1.2\",\n  \"description\": \"Update the\nAmazon SSM Agent to the latest version or specified version.\",--truncated--n",
  "DocumentFormat": "JSON",
```

```
"DocumentType": "Command",
"DocumentVersion": "1",
"Name": "AWS-UpdateSSMAgent",
"Status": "Active"
}
```

## See Also

For more information about using this API in one of the language-specific AWS SDKs, see the following:

- [AWS Command Line Interface](#)
- [AWS SDK for .NET](#)
- [AWS SDK for C++](#)
- [AWS SDK for Go v2](#)
- [AWS SDK for Java V2](#)
- [AWS SDK for JavaScript V3](#)
- [AWS SDK for PHP V3](#)
- [AWS SDK for Python](#)
- [AWS SDK for Ruby V3](#)



# GetInventory

Query inventory information. This includes managed node status, such as Stopped or Terminated.

## Request Syntax

```
{
  "Aggregators": [
    {
      "Aggregators": [
        "InventoryAggregator"
      ],
      "Expression": "string",
      "Groups": [
        {
          "Filters": [
            {
              "Key": "string",
              "Type": "string",
              "Values": [ "string" ]
            }
          ],
          "Name": "string"
        }
      ]
    }
  ],
  "Filters": [
    {
      "Key": "string",
      "Type": "string",
      "Values": [ "string" ]
    }
  ],
  "MaxResults": number,
  "NextToken": "string",
  "ResultAttributes": [
    {
      "TypeName": "string"
    }
  ]
}
```

```
}
```

## Request Parameters

For information about the parameters that are common to all actions, see [Common Parameters](#).

The request accepts the following data in JSON format.

### [Aggregators](#)

Returns counts of inventory types based on one or more expressions. For example, if you aggregate by using an expression that uses the `AWS:InstanceInformation.PlatformType` type, you can see a count of how many Windows and Linux managed nodes exist in your inventoried fleet.

Type: Array of [InventoryAggregator](#) objects

Array Members: Minimum number of 1 item. Maximum number of 10 items.

Required: No

### [Filters](#)

One or more filters. Use a filter to return a more specific list of results.

Type: Array of [InventoryFilter](#) objects

Array Members: Minimum number of 1 item. Maximum number of 5 items.

Required: No

### [MaxResults](#)

The maximum number of items to return for this call. The call also returns a token that you can specify in a subsequent call to get the next set of results.

Type: Integer

Valid Range: Minimum value of 1. Maximum value of 50.

Required: No

### [NextToken](#)

The token for the next set of items to return. (You received this token from a previous call.)

Type: String

Required: No

### ResultAttributes

The list of inventory item types to return.

Type: Array of [ResultAttribute](#) objects

Array Members: Fixed number of 1 item.

Required: No

## Response Syntax

```
{
  "Entities": [
    {
      "Data": {
        "string": {
          "CaptureTime": "string",
          "Content": [
            {
              "string": "string"
            }
          ],
          "ContentHash": "string",
          "SchemaVersion": "string",
          "TypeName": "string"
        }
      },
      "Id": "string"
    }
  ],
  "NextToken": "string"
}
```

## Response Elements

If the action is successful, the service sends back an HTTP 200 response.

The following data is returned in JSON format by the service.

## Entities

Collection of inventory entities such as a collection of managed node inventory.

Type: Array of [InventoryResultEntity](#) objects

## NextToken

The token to use when requesting the next set of items. If there are no additional items to return, the string is empty.

Type: String

## Errors

For information about the errors that are common to all actions, see [Common Errors](#).

### **InternalServerError**

An error occurred on the server side.

HTTP Status Code: 500

### **InvalidAggregatorException**

The specified aggregator isn't valid for inventory groups. Verify that the aggregator uses a valid inventory type such as `AWS:Application` or `AWS:InstanceInformation`.

HTTP Status Code: 400

### **InvalidFilter**

The filter name isn't valid. Verify the you entered the correct name and try again.

HTTP Status Code: 400

### **InvalidInventoryGroupException**

The specified inventory group isn't valid.

HTTP Status Code: 400

### **InvalidNextToken**

The specified token isn't valid.

HTTP Status Code: 400

### InvalidResultAttributeException

The specified inventory item result attribute isn't valid.

HTTP Status Code: 400

### InvalidTypeNameException

The parameter type name isn't valid.

HTTP Status Code: 400

## Examples

### Example

This example illustrates one usage of GetInventory.

### Sample Request

```
POST / HTTP/1.1
Host: ssm.us-east-2.amazonaws.com
Accept-Encoding: identity
X-Amz-Target: AmazonSSM.GetInventory
Content-Type: application/x-amz-json-1.1
User-Agent: aws-cli/1.17.12 Python/3.6.8 Darwin/18.7.0 botocore/1.14.12
X-Amz-Date: 20240330T145054Z
Authorization: AWS4-HMAC-SHA256 Credential=AKIAIOSFODNN7EXAMPLE/20240330/us-east-2/ssm/
aws4_request,
SignedHeaders=content-type;host;x-amz-date;x-amz-target, Signature=39c3b3042cd2aEXAMPLE
Content-Length: 2
```

### Sample Response

```
{
  "Entities": [
    {
      "Data": {
        "Id": "i-04bf6ad63bEXAMPLE",
        "AWS:InstanceInformation": {
          "TypeName": "AWS:InstanceInformation",
```

```
"SchemaVersion": "1.0",
"CaptureTime": "2024-03-30T14:00:57Z",
"Content": [
  {
    "AgentType": "amazon-ssm-agent",
    "AgentVersion": "2.3.930.0",
    "ComputerName": "EC2AMAZ-EXAMPLE.WORKGROUP",
    "InstanceId": "i-04bf6ad63bEXAMPLE",
    "InstanceStatus": "Stopped",
    "IpAddress": "172.16.0.4",
    "PlatformName": "Microsoft Windows Server 2016 Datacenter",
    "PlatformType": "Windows",
    "PlatformVersion": "10.0.14393",
    "ResourceType": "EC2Instance"
  }
]
```

## See Also

For more information about using this API in one of the language-specific AWS SDKs, see the following:

- [AWS Command Line Interface](#)
- [AWS SDK for .NET](#)
- [AWS SDK for C++](#)
- [AWS SDK for Go v2](#)
- [AWS SDK for Java V2](#)
- [AWS SDK for JavaScript V3](#)
- [AWS SDK for PHP V3](#)
- [AWS SDK for Python](#)
- [AWS SDK for Ruby V3](#)

# GetInventorySchema

Return a list of inventory type names for the account, or return a list of attribute names for a specific Inventory item type.

## Request Syntax

```
{
  "Aggregator": boolean,
  "MaxResults": number,
  "NextToken": "string",
  "SubType": boolean,
  "TypeName": "string"
}
```

## Request Parameters

For information about the parameters that are common to all actions, see [Common Parameters](#).

The request accepts the following data in JSON format.

### [Aggregator](#)

Returns inventory schemas that support aggregation. For example, this call returns the `AWS:InstanceInformation` type, because it supports aggregation based on the `PlatformName`, `PlatformType`, and `PlatformVersion` attributes.

Type: Boolean

Required: No

### [MaxResults](#)

The maximum number of items to return for this call. The call also returns a token that you can specify in a subsequent call to get the next set of results.

Type: Integer

Valid Range: Minimum value of 50. Maximum value of 200.

Required: No

## NextToken

The token for the next set of items to return. (You received this token from a previous call.)

Type: String

Required: No

## SubType

Returns the sub-type schema for a specified inventory type.

Type: Boolean

Required: No

## TypeName

The type of inventory item to return.

Type: String

Length Constraints: Minimum length of 0. Maximum length of 100.

Required: No

## Response Syntax

```
{
  "NextToken": "string",
  "Schemas": [
    {
      "Attributes": [
        {
          "DataType": "string",
          "Name": "string"
        }
      ],
      "DisplayName": "string",
      "TypeName": "string",
      "Version": "string"
    }
  ]
}
```



```
}
```

## Response Elements

If the action is successful, the service sends back an HTTP 200 response.

The following data is returned in JSON format by the service.

### NextToken

The token to use when requesting the next set of items. If there are no additional items to return, the string is empty.

Type: String

### Schemas

Inventory schemas returned by the request.

Type: Array of [InventoryItemSchema](#) objects

## Errors

For information about the errors that are common to all actions, see [Common Errors](#).

### **InternalServerError**

An error occurred on the server side.

HTTP Status Code: 500

### **InvalidNextToken**

The specified token isn't valid.

HTTP Status Code: 400

### **InvalidTypeNameException**

The parameter type name isn't valid.

HTTP Status Code: 400

# Examples

## Example

This example illustrates one usage of `GetInventorySchema`.

### Sample Request

```
POST / HTTP/1.1
Host: ssm.us-east-2.amazonaws.com
Accept-Encoding: identity
X-Amz-Target: AmazonSSM.GetInventorySchema
Content-Type: application/x-amz-json-1.1
User-Agent: aws-cli/1.17.12 Python/3.6.8 Darwin/18.7.0 botocore/1.14.12
X-Amz-Date: 20240330T150040Z
Authorization: AWS4-HMAC-SHA256 Credential=AKIAIOSFODNN7EXAMPLE/20240330/us-east-2/ssm/
aws4_request,
SignedHeaders=content-type;host;x-amz-date;x-amz-target, Signature=39c3b3042cd2aEXAMPLE
Content-Length: 2
```

### Sample Response

```
{
  "Schemas": [
    {
      "Attributes": [
        {
          "DataType": "STRING",
          "Name": "Name"
        },
        {
          "DataType": "STRING",
          "Name": "ApplicationType"
        },
        {
          "DataType": "STRING",
          "Name": "Publisher"
        },
        {
          "DataType": "STRING",
          "Name": "Version"
        }
      ]
    }
  ]
}
```

```
        "DataType": "STRING",
        "Name": "InstalledTime"
    },
    {
        "DataType": "STRING",
        "Name": "Architecture"
    },
    {
        "DataType": "STRING",
        "Name": "URL"
    }
],
"TypeName": "AWS:AWSComponent",
"Version": "1.0"
}, --truncated--
{
    "Attributes": [
        {
            "DataType": "STRING",
            "Name": "Name"
        },
        {
            "DataType": "STRING",
            "Name": "DisplayName"
        },
        {
            "DataType": "STRING",
            "Name": "ServiceType"
        },
        {
            "DataType": "STRING",
            "Name": "Status"
        },
        {
            "DataType": "STRING",
            "Name": "DependentServices"
        },
        {
            "DataType": "STRING",
            "Name": "ServicesDependedOn"
        },
        {
            "DataType": "STRING",
            "Name": "StartType"
        }
    ]
}
```

```
    }
  ],
  "TypeName": "AWS:Service",
  "Version": "1.0"
}--truncated--
]
```

## See Also

For more information about using this API in one of the language-specific AWS SDKs, see the following:

- [AWS Command Line Interface](#)
- [AWS SDK for .NET](#)
- [AWS SDK for C++](#)
- [AWS SDK for Go v2](#)
- [AWS SDK for Java V2](#)
- [AWS SDK for JavaScript V3](#)
- [AWS SDK for PHP V3](#)
- [AWS SDK for Python](#)
- [AWS SDK for Ruby V3](#)

# GetMaintenanceWindow

Retrieves a maintenance window.

## Request Syntax

```
{  
  "WindowId": "string"  
}
```

## Request Parameters

For information about the parameters that are common to all actions, see [Common Parameters](#).

The request accepts the following data in JSON format.

### WindowId

The ID of the maintenance window for which you want to retrieve information.

Type: String

Length Constraints: Fixed length of 20.

Pattern: `^mw-[0-9a-f]{17}$`

Required: Yes

## Response Syntax

```
{  
  "AllowUnassociatedTargets": boolean,  
  "CreateDate": number,  
  "Cutoff": number,  
  "Description": "string",  
  "Duration": number,  
  "Enabled": boolean,  
  "EndDate": "string",  
  "ModifiedDate": number,  
  "Name": "string",  
  "NextExecutionTime": "string",
```

```
"Schedule": "string",  
"ScheduleOffset": number,  
"ScheduleTimezone": "string",  
"StartDate": "string",  
"WindowId": "string"  
}
```

## Response Elements

If the action is successful, the service sends back an HTTP 200 response.

The following data is returned in JSON format by the service.

### AllowUnassociatedTargets

Whether targets must be registered with the maintenance window before tasks can be defined for those targets.

Type: Boolean

### CreatedDate

The date the maintenance window was created.

Type: Timestamp

### Cutoff

The number of hours before the end of the maintenance window that AWS Systems Manager stops scheduling new tasks for execution.

Type: Integer

Valid Range: Minimum value of 0. Maximum value of 23.

### Description

The description of the maintenance window.

Type: String

Length Constraints: Minimum length of 1. Maximum length of 128.

### Duration

The duration of the maintenance window in hours.

Type: Integer

Valid Range: Minimum value of 1. Maximum value of 24.

### Enabled

Indicates whether the maintenance window is enabled.

Type: Boolean

### EndDate

The date and time, in ISO-8601 Extended format, for when the maintenance window is scheduled to become inactive. The maintenance window won't run after this specified time.

Type: String

### ModifiedDate

The date the maintenance window was last modified.

Type: Timestamp

### Name

The name of the maintenance window.

Type: String

Length Constraints: Minimum length of 3. Maximum length of 128.

Pattern: `^[a-zA-Z0-9_\-\.]{3,128}$`

### NextExecutionTime

The next time the maintenance window will actually run, taking into account any specified times for the maintenance window to become active or inactive.

Type: String

### Schedule

The schedule of the maintenance window in the form of a cron or rate expression.

Type: String

Length Constraints: Minimum length of 1. Maximum length of 256.

### ScheduleOffset

The number of days to wait to run a maintenance window after the scheduled cron expression date and time.

Type: Integer

Valid Range: Minimum value of 1. Maximum value of 6.

### ScheduleTimezone

The time zone that the scheduled maintenance window executions are based on, in Internet Assigned Numbers Authority (IANA) format. For example: "America/Los\_Angeles", "UTC", or "Asia/Seoul". For more information, see the [Time Zone Database](#) on the IANA website.

Type: String

### StartDate

The date and time, in ISO-8601 Extended format, for when the maintenance window is scheduled to become active. The maintenance window won't run before this specified time.

Type: String

### WindowId

The ID of the created maintenance window.

Type: String

Length Constraints: Fixed length of 20.

Pattern: `^mw-[0-9a-f]{17}$`

## Errors

For information about the errors that are common to all actions, see [Common Errors](#).

### **DoesNotExistException**

Error returned when the ID specified for a resource, such as a maintenance window or patch baseline, doesn't exist.



For information about resource quotas in AWS Systems Manager, see [Systems Manager service quotas](#) in the *Amazon Web Services General Reference*.

HTTP Status Code: 400

### InternalServerError

An error occurred on the server side.

HTTP Status Code: 500

## Examples

### Example

This example illustrates one usage of `GetMaintenanceWindow`.

### Sample Request

```
POST / HTTP/1.1
Host: ssm.us-east-2.amazonaws.com
Accept-Encoding: identity
Content-Length: 36
X-Amz-Target: AmazonSSM.GetMaintenanceWindow
X-Amz-Date: 20240312T203140Z
User-Agent: aws-cli/1.11.180 Python/2.7.9 Windows/8 botocore/1.7.38
Content-Type: application/x-amz-json-1.1
Authorization: AWS4-HMAC-SHA256 Credential=AKIAIOSFODNN7EXAMPLE/20240312/us-east-2/ssm/
aws4_request,
SignedHeaders=content-type;host;x-amz-date;x-amz-target, Signature=39c3b3042cd2aEXAMPLE

{
  "WindowId": "mw-0c50858d01EXAMPLE"
}
```

### Sample Response

```
{
  "AllowUnassociatedTargets": true,
  "CreateDate": 1515006912.957,
  "Cutoff": 1,
  "Duration": 6,
```

```
"Enabled": true,  
"ModifiedDate": "2024-01-01T10:04:04.099Z",  
"Name": "My-Maintenance-Window",  
"Schedule": "rate(3 days)",  
"WindowId": "mw-0c50858d01EXAMPLE",  
"NextExecutionTime": "2024-02-25T00:08:15.099Z"  
}
```

## See Also

For more information about using this API in one of the language-specific AWS SDKs, see the following:

- [AWS Command Line Interface](#)
- [AWS SDK for .NET](#)
- [AWS SDK for C++](#)
- [AWS SDK for Go v2](#)
- [AWS SDK for Java V2](#)
- [AWS SDK for JavaScript V3](#)
- [AWS SDK for PHP V3](#)
- [AWS SDK for Python](#)
- [AWS SDK for Ruby V3](#)

# GetMaintenanceWindowExecution

Retrieves details about a specific a maintenance window execution.

## Request Syntax

```
{
  "WindowExecutionId": "string"
}
```

## Request Parameters

For information about the parameters that are common to all actions, see [Common Parameters](#).

The request accepts the following data in JSON format.

### WindowExecutionId

The ID of the maintenance window execution that includes the task.

Type: String

Length Constraints: Fixed length of 36.

Pattern: `^[0-9a-fA-F]{8}\-[0-9a-fA-F]{4}\-[0-9a-fA-F]{4}\-[0-9a-fA-F]{4}\-[0-9a-fA-F]{12}$`

Required: Yes

## Response Syntax

```
{
  "EndTime": number,
  "StartTime": number,
  "Status": "string",
  "StatusDetails": "string",
  "TaskIds": [ "string" ],
  "WindowExecutionId": "string"
}
```

## Response Elements

If the action is successful, the service sends back an HTTP 200 response.

The following data is returned in JSON format by the service.

### EndTime

The time the maintenance window finished running.

Type: Timestamp

### StartTime

The time the maintenance window started running.

Type: Timestamp

### Status

The status of the maintenance window execution.

Type: String

Valid Values: PENDING | IN\_PROGRESS | SUCCESS | FAILED | TIMED\_OUT | CANCELLING | CANCELLED | SKIPPED\_OVERLAPPING

### StatusDetails

The details explaining the status. Not available for all status values.

Type: String

Length Constraints: Minimum length of 0. Maximum length of 250.

### TaskIds

The ID of the task executions from the maintenance window execution.

Type: Array of strings

Length Constraints: Fixed length of 36.

Pattern: `^[0-9a-fA-F]{8}\-[0-9a-fA-F]{4}\-[0-9a-fA-F]{4}\-[0-9a-fA-F]{4}\-[0-9a-fA-F]{12}$`

## WindowExecutionId

The ID of the maintenance window execution.

Type: String

Length Constraints: Fixed length of 36.

Pattern: `^[0-9a-fA-F]{8}\-[0-9a-fA-F]{4}\-[0-9a-fA-F]{4}\-[0-9a-fA-F]{4}\-[0-9a-fA-F]{12}$`

## Errors

For information about the errors that are common to all actions, see [Common Errors](#).

### DoesNotExistException

Error returned when the ID specified for a resource, such as a maintenance window or patch baseline, doesn't exist.

For information about resource quotas in AWS Systems Manager, see [Systems Manager service quotas](#) in the *Amazon Web Services General Reference*.

HTTP Status Code: 400

### InternalServerError

An error occurred on the server side.

HTTP Status Code: 500

## Examples

### Example

This example illustrates one usage of `GetMaintenanceWindowExecution`.

### Sample Request

```
POST / HTTP/1.1
Host: ssm.us-east-2.amazonaws.com
```

```
Accept-Encoding: identity
Content-Length: 61
X-Amz-Target: AmazonSSM.GetMaintenanceWindowExecution
X-Amz-Date: 20240312T205830Z
User-Agent: aws-cli/1.11.180 Python/2.7.9 Windows/8 botocore/1.7.38
Content-Type: application/x-amz-json-1.1
Authorization: AWS4-HMAC-SHA256 Credential=AKIAIOSFODNN7EXAMPLE/20240312/us-east-2/ssm/
aws4_request,
SignedHeaders=content-type;host;x-amz-date;x-amz-target, Signature=39c3b3042cd2aEXAMPLE

{
  "WindowExecutionId": "9fac7dd9-ff21-42a5-96ad-bbc4bEXAMPLE"
}
```

## Sample Response

```
{
  "WindowExecutionId": "9fac7dd9-ff21-42a5-96ad-bbc4bEXAMPLE",
  "TaskIds": [
    "4b9f371e-a820-422d-b432-8dec9EXAMPLE"
  ],
  "Status": "SUCCESS",
  "StartTime": "2024-08-04T11:45:34.994000-07:00",
  "EndTime": "2024-08-04T11:48:09.123000-07:00"
}
```

## See Also

For more information about using this API in one of the language-specific AWS SDKs, see the following:

- [AWS Command Line Interface](#)
- [AWS SDK for .NET](#)
- [AWS SDK for C++](#)
- [AWS SDK for Go v2](#)
- [AWS SDK for Java V2](#)
- [AWS SDK for JavaScript V3](#)
- [AWS SDK for PHP V3](#)
- [AWS SDK for Python](#)

- [AWS SDK for Ruby V3](#)

# GetMaintenanceWindowExecutionTask

Retrieves the details about a specific task run as part of a maintenance window execution.

## Request Syntax

```
{  
  "TaskId": "string",  
  "WindowExecutionId": "string"  
}
```

## Request Parameters

For information about the parameters that are common to all actions, see [Common Parameters](#).

The request accepts the following data in JSON format.

### TaskId

The ID of the specific task execution in the maintenance window task that should be retrieved.

Type: String

Length Constraints: Fixed length of 36.

Pattern: `^[0-9a-fA-F]{8}\-[0-9a-fA-F]{4}\-[0-9a-fA-F]{4}\-[0-9a-fA-F]{4}\-[0-9a-fA-F]{12}$`

Required: Yes

### WindowExecutionId

The ID of the maintenance window execution that includes the task.

Type: String

Length Constraints: Fixed length of 36.

Pattern: `^[0-9a-fA-F]{8}\-[0-9a-fA-F]{4}\-[0-9a-fA-F]{4}\-[0-9a-fA-F]{4}\-[0-9a-fA-F]{12}$`

Required: Yes



## Response Syntax

```
{
  "AlarmConfiguration": {
    "Alarms": [
      {
        "Name": "string"
      }
    ],
    "IgnorePollAlarmFailure": boolean
  },
  "EndTime": number,
  "MaxConcurrency": "string",
  "MaxErrors": "string",
  "Priority": number,
  "ServiceRole": "string",
  "StartTime": number,
  "Status": "string",
  "StatusDetails": "string",
  "TaskArn": "string",
  "TaskExecutionId": "string",
  "TaskParameters": [
    {
      "string" : {
        "Values": [ "string" ]
      }
    }
  ],
  "TriggeredAlarms": [
    {
      "Name": "string",
      "State": "string"
    }
  ],
  "Type": "string",
  "WindowExecutionId": "string"
}
```

## Response Elements

If the action is successful, the service sends back an HTTP 200 response.

The following data is returned in JSON format by the service.

## AlarmConfiguration

The details for the CloudWatch alarm you applied to your maintenance window task.

Type: [AlarmConfiguration](#) object

## EndTime

The time the task execution completed.

Type: Timestamp

## MaxConcurrency

The defined maximum number of task executions that could be run in parallel.

Type: String

Length Constraints: Minimum length of 1. Maximum length of 7.

Pattern: `^([1-9][0-9]*|[1-9][0-9]%|[1-9]%|100%)$`

## MaxErrors

The defined maximum number of task execution errors allowed before scheduling of the task execution would have been stopped.

Type: String

Length Constraints: Minimum length of 1. Maximum length of 7.

Pattern: `^([1-9][0-9]*|[0]|[1-9][0-9]%|[0-9]%|100%)$`

## Priority

The priority of the task.

Type: Integer

Valid Range: Minimum value of 0.

## ServiceRole

The role that was assumed when running the task.

Type: String

## StartTime

The time the task execution started.

Type: Timestamp

### Status

The status of the task.

Type: String

Valid Values: PENDING | IN\_PROGRESS | SUCCESS | FAILED | TIMED\_OUT | CANCELLING | CANCELLED | SKIPPED\_OVERLAPPING

### StatusDetails

The details explaining the status. Not available for all status values.

Type: String

Length Constraints: Minimum length of 0. Maximum length of 250.

### TaskArn

The Amazon Resource Name (ARN) of the task that ran.

Type: String

Length Constraints: Minimum length of 1. Maximum length of 1600.

### TaskExecutionId

The ID of the specific task execution in the maintenance window task that was retrieved.

Type: String

Length Constraints: Fixed length of 36.

Pattern: `^[0-9a-fA-F]{8}\-[0-9a-fA-F]{4}\-[0-9a-fA-F]{4}\-[0-9a-fA-F]{4}\-[0-9a-fA-F]{12}$`

### TaskParameters

The parameters passed to the task when it was run.

#### **Note**

`TaskParameters` has been deprecated. To specify parameters to pass to a task when it runs, instead use the `Parameters` option in the

`TaskInvocationParameters` structure. For information about how Systems Manager handles these options for the supported maintenance window task types, see [MaintenanceWindowTaskInvocationParameters](#).

The map has the following format:

- `Key`: string, between 1 and 255 characters
- `Value`: an array of strings, each between 1 and 255 characters

Type: Array of string to [MaintenanceWindowTaskParameterValueExpression](#) object maps

Key Length Constraints: Minimum length of 1. Maximum length of 255.

### [TriggeredAlarms](#)

The CloudWatch alarms that were invoked by the maintenance window task.

Type: Array of [AlarmStateInformation](#) objects

Array Members: Fixed number of 1 item.

### [Type](#)

The type of task that was run.

Type: String

Valid Values: `RUN_COMMAND` | `AUTOMATION` | `STEP_FUNCTIONS` | `LAMBDA`

### [WindowExecutionId](#)

The ID of the maintenance window execution that includes the task.

Type: String

Length Constraints: Fixed length of 36.

Pattern: `^[0-9a-fA-F]{8}\-[0-9a-fA-F]{4}\-[0-9a-fA-F]{4}\-[0-9a-fA-F]{4}\-[0-9a-fA-F]{12}$`

## Errors

For information about the errors that are common to all actions, see [Common Errors](#).

## DoesNotExistException

Error returned when the ID specified for a resource, such as a maintenance window or patch baseline, doesn't exist.

For information about resource quotas in AWS Systems Manager, see [Systems Manager service quotas](#) in the *Amazon Web Services General Reference*.

HTTP Status Code: 400

## InternalServerError

An error occurred on the server side.

HTTP Status Code: 500

## Examples

### Example

This example illustrates one usage of `GetMaintenanceWindowExecutionTask`.

### Sample Request

```
POST / HTTP/1.1
Host: ssm.us-east-2.amazonaws.com
Accept-Encoding: identity
X-Amz-Target: AmazonSSM.GetMaintenanceWindowExecutionTask
Content-Type: application/x-amz-json-1.1
User-Agent: aws-cli/2.0.0 Python/3.7.5 Windows/10 botocore/2.0.0dev4
X-Amz-Date: 20240225T001515Z
Authorization: AWS4-HMAC-SHA256 Credential=AKIAIOSFODNN7EXAMPLE/20240225/us-east-2/ssm/
aws4_request,
SignedHeaders=content-type;host;x-amz-date;x-amz-target, Signature=39c3b3042cd2aEXAMPLE
Content-Length: 111

{
  "WindowExecutionId": "b40a588d-32a7-4ea7-9a6b-b4ef436EXAMPLE",
  "TaskId": "0c9ac961-dafd-4a94-b6c7-1bef3EXAMPLE"
}
```

## Sample Response

```
{
  "WindowExecutionId": "b40a588d-32a7-4ea7-9a6b-b4ef436EXAMPLE",
  "TaskExecutionId": "0c9ac961-dafd-4a94-b6c7-1bef3EXAMPLE",
  "TaskArn": "AWS-RunPatchBaseline",
  "ServiceRole": "arn:aws:iam::111122223333:role/aws-service-role/ssm.amazonaws.com/AWSServiceRoleForAmazonSSM",
  "Type": "RUN_COMMAND",
  "TaskParameters": [
    {
      "BaselineOverride": {
        "Values": [
          ""
        ]
      },
      "InstallOverrideList": {
        "Values": [
          ""
        ]
      },
      "Operation": {
        "Values": [
          "Scan"
        ]
      },
      "RebootOption": {
        "Values": [
          "RebootIfNeeded"
        ]
      },
      "SnapshotId": {
        "Values": [
          "{{ aws:ORCHESTRATION_ID }}"
        ]
      },
      "aws:InstanceId": {
        "Values": [
          "i-02573cafcfEXAMPLE",
          "i-0471e04240EXAMPLE",
          "i-07782c72faEXAMPLE"
        ]
      }
    }
  ]
}
```

```
    ],  
    "Priority": 1,  
    "MaxConcurrency": "1",  
    "MaxErrors": "3",  
    "Status": "SUCCESS",  
    "StartTime": "2024-08-04T11:45:35.088000-07:00",  
    "EndTime": "2024-08-04T11:48:09.079000-07:00"  
  }  
}
```

## See Also

For more information about using this API in one of the language-specific AWS SDKs, see the following:

- [AWS Command Line Interface](#)
- [AWS SDK for .NET](#)
- [AWS SDK for C++](#)
- [AWS SDK for Go v2](#)
- [AWS SDK for Java V2](#)
- [AWS SDK for JavaScript V3](#)
- [AWS SDK for PHP V3](#)
- [AWS SDK for Python](#)
- [AWS SDK for Ruby V3](#)

# GetMaintenanceWindowExecutionTaskInvocation

Retrieves information about a specific task running on a specific target.

## Request Syntax

```
{
  "InvocationId": "string",
  "TaskId": "string",
  "WindowExecutionId": "string"
}
```

## Request Parameters

For information about the parameters that are common to all actions, see [Common Parameters](#).

The request accepts the following data in JSON format.

### InvocationId

The invocation ID to retrieve.

Type: String

Length Constraints: Fixed length of 36.

Pattern: `^[0-9a-fA-F]{8}\-[0-9a-fA-F]{4}\-[0-9a-fA-F]{4}\-[0-9a-fA-F]{4}\-[0-9a-fA-F]{12}$`

Required: Yes

### TaskId

The ID of the specific task in the maintenance window task that should be retrieved.

Type: String

Length Constraints: Fixed length of 36.

Pattern: `^[0-9a-fA-F]{8}\-[0-9a-fA-F]{4}\-[0-9a-fA-F]{4}\-[0-9a-fA-F]{4}\-[0-9a-fA-F]{12}$`

Required: Yes



## WindowExecutionId

The ID of the maintenance window execution for which the task is a part.

Type: String

Length Constraints: Fixed length of 36.

Pattern: `^[0-9a-fA-F]{8}\-[0-9a-fA-F]{4}\-[0-9a-fA-F]{4}\-[0-9a-fA-F]{4}\-[0-9a-fA-F]{12}$`

Required: Yes

## Response Syntax

```
{
  "EndTime": number,
  "ExecutionId": "string",
  "InvocationId": "string",
  "OwnerInformation": "string",
  "Parameters": "string",
  "StartTime": number,
  "Status": "string",
  "StatusDetails": "string",
  "TaskExecutionId": "string",
  "TaskType": "string",
  "WindowExecutionId": "string",
  "WindowTargetId": "string"
}
```

## Response Elements

If the action is successful, the service sends back an HTTP 200 response.

The following data is returned in JSON format by the service.

### EndTime

The time that the task finished running on the target.

Type: Timestamp

### ExecutionId

The execution ID.

Type: String

### InvocationId

The invocation ID.

Type: String

Length Constraints: Fixed length of 36.

Pattern: `^[0-9a-fA-F]{8}\-[0-9a-fA-F]{4}\-[0-9a-fA-F]{4}\-[0-9a-fA-F]{4}\-[0-9a-fA-F]{12}$`

### OwnerInformation

User-provided value to be included in any Amazon CloudWatch Events or Amazon EventBridge events raised while running tasks for these targets in this maintenance window.

Type: String

Length Constraints: Minimum length of 1. Maximum length of 128.

### Parameters

The parameters used at the time that the task ran.

Type: String

### StartTime

The time that the task started running on the target.

Type: Timestamp

### Status

The task status for an invocation.

Type: String

Valid Values: PENDING | IN\_PROGRESS | SUCCESS | FAILED | TIMED\_OUT | CANCELLING | CANCELLED | SKIPPED\_OVERLAPPING

## StatusDetails

The details explaining the status. Details are only available for certain status values.

Type: String

Length Constraints: Minimum length of 0. Maximum length of 250.

## TaskExecutionId

The task execution ID.

Type: String

Length Constraints: Fixed length of 36.

Pattern: `^[0-9a-fA-F]{8}\-[0-9a-fA-F]{4}\-[0-9a-fA-F]{4}\-[0-9a-fA-F]{4}\-[0-9a-fA-F]{12}$`

## TaskType

Retrieves the task type for a maintenance window.

Type: String

Valid Values: RUN\_COMMAND | AUTOMATION | STEP\_FUNCTIONS | LAMBDA

## WindowExecutionId

The maintenance window execution ID.

Type: String

Length Constraints: Fixed length of 36.

Pattern: `^[0-9a-fA-F]{8}\-[0-9a-fA-F]{4}\-[0-9a-fA-F]{4}\-[0-9a-fA-F]{4}\-[0-9a-fA-F]{12}$`

## WindowTargetId

The maintenance window target ID.

Type: String

Length Constraints: Maximum length of 36.

## Errors

For information about the errors that are common to all actions, see [Common Errors](#).

### DoesNotExistException

Error returned when the ID specified for a resource, such as a maintenance window or patch baseline, doesn't exist.

For information about resource quotas in AWS Systems Manager, see [Systems Manager service quotas](#) in the *Amazon Web Services General Reference*.

HTTP Status Code: 400

### InternalServerError

An error occurred on the server side.

HTTP Status Code: 500

## Examples

### Example

This example illustrates one usage of `GetMaintenanceWindowExecutionTaskInvocation`.

### Sample Request

```
POST / HTTP/1.1
Host: ssm.us-east-2.amazonaws.com
Accept-Encoding: identity
X-Amz-Target: AmazonSSM.GetMaintenanceWindowExecutionTaskInvocation
Content-Type: application/x-amz-json-1.1
User-Agent: aws-cli/2.0.0 Python/3.7.5 Windows/10 botocore/2.0.0dev4
X-Amz-Date: 20240225T001923Z
Authorization: AWS4-HMAC-SHA256 Credential=AKIAIOSFODNN7EXAMPLE/20240225/us-east-2/ssm/
aws4_request,
SignedHeaders=content-type;host;x-amz-date;x-amz-target, Signature=39c3b3042cd2aEXAMPLE
Content-Length: 167

{
  "WindowExecutionId": "b40a588d-32a7-4ea7-9a6b-b4ef4EXAMPLE",
```

```
"TaskId": "0c9ac961-dafd-4a94-b6c7-1bef3EXAMPLE",
"InvocationId": "0e466033-290b-4d74-9ae0-f33e3EXAMPLE"
}
```

## Sample Response

```
{
  "WindowExecutionId": "b40a588d-32a7-4ea7-9a6b-b4ef4EXAMPLE",
  "TaskExecutionId": "0c9ac961-dafd-4a94-b6c7-1bef3EXAMPLE",
  "InvocationId": "0e466033-290b-4d74-9ae0-f33e3EXAMPLE",
  "ExecutionId": "1203cf98-5a79-4ec3-97e9-12e0bEXAMPLE",
  "TaskType": "RUN_COMMAND",
  "Parameters": "{\"comment\": \"\", \"documentName\": \"AWS-ApplyPatchBaseline\",
  \"instanceIds\": [\"i-02573cafEXAMPLE\", \"i-0471e04240EXAMPLE\"], \"maxConcurrency\": \"1\", \"maxErrors\": \"1\", \"parameters\": {\"SnapshotId\": [\"\"], \"Operation\": [\"Install\"]}, \"timeoutSeconds\": 600}",
  "Status": "SUCCESS",
  "StatusDetails": "Success",
  "StartTime": "2024-08-04T11:45:35.141000-07:00",
  "EndTime": "2024-08-04T11:48:08.960000-07:00"
}
```

## See Also

For more information about using this API in one of the language-specific AWS SDKs, see the following:

- [AWS Command Line Interface](#)
- [AWS SDK for .NET](#)
- [AWS SDK for C++](#)
- [AWS SDK for Go v2](#)
- [AWS SDK for Java V2](#)
- [AWS SDK for JavaScript V3](#)
- [AWS SDK for PHP V3](#)
- [AWS SDK for Python](#)
- [AWS SDK for Ruby V3](#)

# GetMaintenanceWindowTask

Retrieves the details of a maintenance window task.

## Note

For maintenance window tasks without a specified target, you can't supply values for `--max-errors` and `--max-concurrency`. Instead, the system inserts a placeholder value of 1, which may be reported in the response to this command. These values don't affect the running of your task and can be ignored.

To retrieve a list of tasks in a maintenance window, instead use the [DescribeMaintenanceWindowTasks](#) command.

## Request Syntax

```
{
  "WindowId": "string",
  "WindowTaskId": "string"
}
```

## Request Parameters

For information about the parameters that are common to all actions, see [Common Parameters](#).

The request accepts the following data in JSON format.

### [WindowId](#)

The maintenance window ID that includes the task to retrieve.

Type: String

Length Constraints: Fixed length of 20.

Pattern: `^mw-[0-9a-f]{17}$`

Required: Yes

## WindowTaskId

The maintenance window task ID to retrieve.

Type: String

Length Constraints: Fixed length of 36.

Pattern: `^[0-9a-fA-F]{8}\-[0-9a-fA-F]{4}\-[0-9a-fA-F]{4}\-[0-9a-fA-F]{4}\-[0-9a-fA-F]{12}$`

Required: Yes

## Response Syntax

```
{
  "AlarmConfiguration": {
    "Alarms": [
      {
        "Name": "string"
      }
    ],
    "IgnorePollAlarmFailure": boolean
  },
  "CutoffBehavior": "string",
  "Description": "string",
  "LoggingInfo": {
    "S3BucketName": "string",
    "S3KeyPrefix": "string",
    "S3Region": "string"
  },
  "MaxConcurrency": "string",
  "MaxErrors": "string",
  "Name": "string",
  "Priority": number,
  "ServiceRoleArn": "string",
  "Targets": [
    {
      "Key": "string",
      "Values": [ "string" ]
    }
  ],
  "TaskArn": "string",
```

```
"TaskInvocationParameters": {
  "Automation": {
    "DocumentVersion": "string",
    "Parameters": {
      "string" : [ "string" ]
    }
  },
  "Lambda": {
    "ClientContext": "string",
    "Payload": blob,
    "Qualifier": "string"
  },
  "RunCommand": {
    "CloudWatchOutputConfig": {
      "CloudWatchLogGroupName": "string",
      "CloudWatchOutputEnabled": boolean
    },
    "Comment": "string",
    "DocumentHash": "string",
    "DocumentHashType": "string",
    "DocumentVersion": "string",
    "NotificationConfig": {
      "NotificationArn": "string",
      "NotificationEvents": [ "string" ],
      "NotificationType": "string"
    },
    "OutputS3BucketName": "string",
    "OutputS3KeyPrefix": "string",
    "Parameters": {
      "string" : [ "string" ]
    },
    "ServiceRoleArn": "string",
    "TimeoutSeconds": number
  },
  "StepFunctions": {
    "Input": "string",
    "Name": "string"
  }
},
"TaskParameters": {
  "string" : {
    "Values": [ "string" ]
  }
},
```



```
"TaskType": "string",  
"WindowId": "string",  
"WindowTaskId": "string"  
}
```

## Response Elements

If the action is successful, the service sends back an HTTP 200 response.

The following data is returned in JSON format by the service.

### AlarmConfiguration

The details for the CloudWatch alarm you applied to your maintenance window task.

Type: [AlarmConfiguration](#) object

### CutoffBehavior

The action to take on tasks when the maintenance window cutoff time is reached.

CONTINUE\_TASK means that tasks continue to run. For Automation, AWS Lambda, AWS Step Functions tasks, CANCEL\_TASK means that currently running task invocations continue, but no new task invocations are started. For Run Command tasks, CANCEL\_TASK means the system attempts to stop the task by sending a `CancelCommand` operation.

Type: String

Valid Values: CONTINUE\_TASK | CANCEL\_TASK

### Description

The retrieved task description.

Type: String

Length Constraints: Minimum length of 1. Maximum length of 128.

### LoggingInfo

The location in Amazon Simple Storage Service (Amazon S3) where the task results are logged.

#### Note

LoggingInfo has been deprecated. To specify an Amazon Simple Storage Service (Amazon S3) bucket to contain logs, instead use the `OutputS3BucketName` and

OutputS3KeyPrefix options in the TaskInvocationParameters structure. For information about how AWS Systems Manager handles these options for the supported maintenance window task types, see [MaintenanceWindowTaskInvocationParameters](#).

Type: [LoggingInfo](#) object

### [MaxConcurrency](#)

The maximum number of targets allowed to run this task in parallel.

#### Note

For maintenance window tasks without a target specified, you can't supply a value for this option. Instead, the system inserts a placeholder value of 1, which may be reported in the response to this command. This value doesn't affect the running of your task and can be ignored.

Type: String

Length Constraints: Minimum length of 1. Maximum length of 7.

Pattern: `^([1-9][0-9]*|[1-9][0-9]%|[1-9]%|100%)$`

### [MaxErrors](#)

The maximum number of errors allowed before the task stops being scheduled.

#### Note

For maintenance window tasks without a target specified, you can't supply a value for this option. Instead, the system inserts a placeholder value of 1, which may be reported in the response to this command. This value doesn't affect the running of your task and can be ignored.

Type: String

Length Constraints: Minimum length of 1. Maximum length of 7.

Pattern: `^([1-9][0-9]*|[0]|[1-9][0-9]%|[0-9]%|100%)$`

### Name

The retrieved task name.

Type: String

Length Constraints: Minimum length of 3. Maximum length of 128.

Pattern: `^[a-zA-Z0-9_\-\.]{3,128}$`

### Priority

The priority of the task when it runs. The lower the number, the higher the priority. Tasks that have the same priority are scheduled in parallel.

Type: Integer

Valid Range: Minimum value of 0.

### ServiceRoleArn

The Amazon Resource Name (ARN) of the IAM service role for AWS Systems Manager to assume when running a maintenance window task. If you do not specify a service role ARN, Systems Manager uses a service-linked role in your account. If no appropriate service-linked role for Systems Manager exists in your account, it is created when you run `RegisterTaskWithMaintenanceWindow`.

However, for an improved security posture, we strongly recommend creating a custom policy and custom service role for running your maintenance window tasks. The policy can be crafted to provide only the permissions needed for your particular maintenance window tasks. For more information, see [Setting up Maintenance Windows](#) in the *AWS Systems Manager User Guide*.

Type: String

### Targets

The targets where the task should run.

Type: Array of [Target](#) objects

Array Members: Minimum number of 0 items. Maximum number of 5 items.

## TaskArn

The resource that the task used during execution. For RUN\_COMMAND and AUTOMATION task types, the value of TaskArn is the SSM document name/ARN. For LAMBDA tasks, the value is the function name/ARN. For STEP\_FUNCTIONS tasks, the value is the state machine ARN.

Type: String

Length Constraints: Minimum length of 1. Maximum length of 1600.

## TaskInvocationParameters

The parameters to pass to the task when it runs.

Type: [MaintenanceWindowTaskInvocationParameters](#) object

## TaskParameters

The parameters to pass to the task when it runs.

### Note

TaskParameters has been deprecated. To specify parameters to pass to a task when it runs, instead use the Parameters option in the TaskInvocationParameters structure. For information about how Systems Manager handles these options for the supported maintenance window task types, see [MaintenanceWindowTaskInvocationParameters](#).

Type: String to [MaintenanceWindowTaskParameterValueExpression](#) object map

Key Length Constraints: Minimum length of 1. Maximum length of 255.

## TaskType

The type of task to run.

Type: String

Valid Values: RUN\_COMMAND | AUTOMATION | STEP\_FUNCTIONS | LAMBDA

## WindowId

The retrieved maintenance window ID.

Type: String

Length Constraints: Fixed length of 20.

Pattern: `^mw-[0-9a-f]{17}$`

### WindowTaskId

The retrieved maintenance window task ID.

Type: String

Length Constraints: Fixed length of 36.

Pattern: `^[0-9a-fA-F]{8}\-[0-9a-fA-F]{4}\-[0-9a-fA-F]{4}\-[0-9a-fA-F]{4}\-[0-9a-fA-F]{12}$`

## Errors

For information about the errors that are common to all actions, see [Common Errors](#).

### **DoesNotExistException**

Error returned when the ID specified for a resource, such as a maintenance window or patch baseline, doesn't exist.

For information about resource quotas in AWS Systems Manager, see [Systems Manager service quotas](#) in the *Amazon Web Services General Reference*.

HTTP Status Code: 400

### **InternalServerError**

An error occurred on the server side.

HTTP Status Code: 500

## Examples

### Example

This example illustrates one usage of `GetMaintenanceWindowTask`.

## Sample Request

```
POST / HTTP/1.1
Host: ssm.us-east-2.amazonaws.com
Accept-Encoding: identity
X-Amz-Target: AmazonSSM.GetMaintenanceWindowTask
Content-Type: application/x-amz-json-1.1
User-Agent: aws-cli/2.0.0 Python/3.7.5 Windows/10 botocore/2.0.0dev4
X-Amz-Date: 20240225T002532Z
Authorization: AWS4-HMAC-SHA256 Credential=AKIAIOSFODNN7EXAMPLE/20240225/us-east-2/ssm/
aws4_request,
SignedHeaders=content-type;host;x-amz-date;x-amz-target, Signature=39c3b3042cd2aEXAMPLE
Content-Length: 92

{
  "WindowId": "mw-0c50858d01EXAMPLE",
  "WindowTaskId": "50772993-c6b5-4a2a-8d04-7bfd7EXAMPLE"
}
```

## Sample Response

```
{
  "WindowId": "mw-0c50858d01EXAMPLE",
  "WindowTaskId": "50772993-c6b5-4a2a-8d04-7bfd7EXAMPLE",
  "Name": "MyRunCommandTask",
  "Targets": [
    {
      "Key": "WindowTargetIds",
      "Values": [
        "23639a0b-ddbc-4bca-9e72-78d96EXAMPLE"
      ]
    }
  ],
  "TaskArn": "AWS-ApplyPatchBaseline",
  "ServiceRoleArn": "arn:aws:iam::111122223333:role/aws-service-role/
ssm.amazonaws.com/AWSServiceRoleForAmazonSSM",
  "TaskType": "RUN_COMMAND",
  "TaskParameters": {},
  "Priority": 1,
  "TaskInvocationParameters": {
    "RunCommand": {
      "Comment": "",
      "Parameters": {
```

```
        "Operation": [
            "Install"
        ],
        "SnapshotId": [
            ""
        ]
    },
    "TimeoutSeconds": 600
}
},
"MaxConcurrency": "1",
"MaxErrors": "1"
}
```

## See Also

For more information about using this API in one of the language-specific AWS SDKs, see the following:

- [AWS Command Line Interface](#)
- [AWS SDK for .NET](#)
- [AWS SDK for C++](#)
- [AWS SDK for Go v2](#)
- [AWS SDK for Java V2](#)
- [AWS SDK for JavaScript V3](#)
- [AWS SDK for PHP V3](#)
- [AWS SDK for Python](#)
- [AWS SDK for Ruby V3](#)

# GetOpsItem

Get information about an OpsItem by using the ID. You must have permission in AWS Identity and Access Management (IAM) to view information about an OpsItem. For more information, see [Set up OpsCenter](#) in the *AWS Systems Manager User Guide*.

Operations engineers and IT professionals use AWS Systems Manager OpsCenter to view, investigate, and remediate operational issues impacting the performance and health of their AWS resources. For more information, see [AWS Systems Manager OpsCenter](#) in the *AWS Systems Manager User Guide*.

## Request Syntax

```
{
  "OpsItemArn": "string",
  "OpsItemId": "string"
}
```

## Request Parameters

For information about the parameters that are common to all actions, see [Common Parameters](#).

The request accepts the following data in JSON format.

### [OpsItemArn](#)

The OpsItem Amazon Resource Name (ARN).

Type: String

Length Constraints: Minimum length of 20. Maximum length of 2048.

Pattern: `arn:(aws[a-zA-Z-]*)?:ssm:[a-z0-9-\.]{{0,63}}:[0-9]{12}:opsitem.*`

Required: No

### [OpsItemId](#)

The ID of the OpsItem that you want to get.

Type: String



Pattern: `^(oi)-[0-9a-f]{12}$`

Required: Yes

## Response Syntax

```
{
  "OpsItem": {
    "ActualEndTime": number,
    "ActualStartTime": number,
    "Category": "string",
    "CreatedBy": "string",
    "CreatedTime": number,
    "Description": "string",
    "LastModifiedBy": "string",
    "LastModifiedTime": number,
    "Notifications": [
      {
        "Arn": "string"
      }
    ],
    "OperationalData": {
      "string" : {
        "Type": "string",
        "Value": "string"
      }
    },
    "OpsItemArn": "string",
    "OpsItemId": "string",
    "OpsItemType": "string",
    "PlannedEndTime": number,
    "PlannedStartTime": number,
    "Priority": number,
    "RelatedOpsItems": [
      {
        "OpsItemId": "string"
      }
    ],
    "Severity": "string",
    "Source": "string",
    "Status": "string",
    "Title": "string",
    "Version": "string"
  }
}
```

```
}  
}
```

## Response Elements

If the action is successful, the service sends back an HTTP 200 response.

The following data is returned in JSON format by the service.

### [OpsItem](#)

The OpsItem.

Type: [OpsItem](#) object

## Errors

For information about the errors that are common to all actions, see [Common Errors](#).

### **InternalServerError**

An error occurred on the server side.

HTTP Status Code: 500

### **OpsItemAccessDeniedException**

You don't have permission to view OpsItems in the specified account. Verify that your account is configured either as a Systems Manager delegated administrator or that you are logged into the AWS Organizations management account.

HTTP Status Code: 400

### **OpsItemNotFoundException**

The specified OpsItem ID doesn't exist. Verify the ID and try again.

HTTP Status Code: 400

# Examples

## Example

This example illustrates one usage of GetOpsItem.

### Sample Request

```
POST / HTTP/1.1
Host: ssm.us-east-2.amazonaws.com
Accept-Encoding: identity
X-Amz-Target: AmazonSSM.GetOpsItem
Content-Type: application/x-amz-json-1.1
User-Agent: aws-cli/1.17.12 Python/3.6.8 Darwin/18.7.0 boto3/1.14.12
X-Amz-Date: 20240330T153712Z
Authorization: AWS4-HMAC-SHA256 Credential=AKIAIOSFODNN7EXAMPLE/20240330/us-east-2/ssm/
aws4_request,
SignedHeaders=content-type;host;x-amz-date;x-amz-target, Signature=39c3b3042cd2aEXAMPLE
Content-Length: 32

{
  "OpsItemId": "oi-f99f2EXAMPLE"
}
```

### Sample Response

```
{
  "OpsItem": {
    "Category": "Availability",
    "CreatedBy": "arn:aws:sts::111122223333:assumed-role/OpsCenterRole/
af3935bb93783f02aeea51784EXAMPLE",
    "CreatedTime": 1582701517.193,
    "Description": "CloudWatch Event Rule SSMOpsItems-SSM-maintenance-window-
execution-failed was triggered. Your SSM Maintenance Window execution has failed. See
below for more details.",
    "LastModifiedBy": "arn:aws:sts::111122223333:assumed-role/OpsCenterRole/
af3935bb93783f02aeea51784EXAMPLE",
    "LastModifiedTime": 1582701517.193,
    "Notifications": [],
    "OperationalData": {
      "/aws/dedup": {
        "Type": "SearchableString",
```

```

        "Value": "{\"dedupString\": \"SSMOpsItems-SSM-maintenance-window-
execution-failed\"}"
    },
    "/aws/resources": {
        "Type": "SearchableString",
        "Value": "[{\"arn\": \"arn:aws:ssm:us-
east-2:111122223333:maintenancewindow/mw-0e357ebdc6EXAMPLE\"}]"
    },
    "window-execution-id": {
        "Type": "String",
        "Value": "e79e904b-0e42-43b8-a83d-b2aedEXAMPLE"
    },
    "window-id": {
        "Type": "String",
        "Value": "mw-0e357ebdc6EXAMPLE"
    }
},
"OpsItemId": "oi-f99f2EXAMPLE",
"RelatedOpsItems": [],
"Severity": "3",
"Source": "SSM",
"Status": "Open",
"Title": "SSM Maintenance Window execution failed"
}
}

```

## See Also

For more information about using this API in one of the language-specific AWS SDKs, see the following:

- [AWS Command Line Interface](#)
- [AWS SDK for .NET](#)
- [AWS SDK for C++](#)
- [AWS SDK for Go v2](#)
- [AWS SDK for Java V2](#)
- [AWS SDK for JavaScript V3](#)
- [AWS SDK for PHP V3](#)
- [AWS SDK for Python](#)

- [AWS SDK for Ruby V3](#)

# GetOpsMetadata

View operational metadata related to an application in Application Manager.

## Request Syntax

```
{
  "MaxResults": number,
  "NextToken": "string",
  "OpsMetadataArn": "string"
}
```

## Request Parameters

For information about the parameters that are common to all actions, see [Common Parameters](#).

The request accepts the following data in JSON format.

### [MaxResults](#)

The maximum number of items to return for this call. The call also returns a token that you can specify in a subsequent call to get the next set of results.

Type: Integer

Valid Range: Minimum value of 1. Maximum value of 10.

Required: No

### [NextToken](#)

A token to start the list. Use this token to get the next set of results.

Type: String

Required: No

### [OpsMetadataArn](#)

The Amazon Resource Name (ARN) of an OpsMetadata Object to view.

Type: String

Length Constraints: Minimum length of 1. Maximum length of 1011.

Pattern: `arn:(aws[a-zA-Z-]*)?:ssm:[a-z0-9-\.]{0,63}:[a-z0-9-\.]{0,63}:opsmetadata\/([a-zA-Z0-9-_\.\|\/]*)`

Required: Yes

## Response Syntax

```
{
  "Metadata": {
    "string": {
      "Value": "string"
    }
  },
  "NextToken": "string",
  "ResourceId": "string"
}
```

## Response Elements

If the action is successful, the service sends back an HTTP 200 response.

The following data is returned in JSON format by the service.

### Metadata

OpsMetadata for an Application Manager application.

Type: String to [MetadataValue](#) object map

Map Entries: Maximum number of 5 items.

Key Length Constraints: Minimum length of 1. Maximum length of 256.

Key Pattern: `^(?!\\s*$).+`

### NextToken

The token for the next set of items to return. Use this token to get the next set of results.

Type: String

## ResourceId

The resource ID of the Application Manager application.

Type: String

Length Constraints: Minimum length of 1. Maximum length of 1024.

Pattern: `^(?!\\s*$).+`

## Errors

For information about the errors that are common to all actions, see [Common Errors](#).

### **InternalServerError**

An error occurred on the server side.

HTTP Status Code: 500

### **OpsMetadataInvalidArgumentException**

One of the arguments passed is invalid.

HTTP Status Code: 400

### **OpsMetadataNotFoundException**

The OpsMetadata object doesn't exist.

HTTP Status Code: 400

## See Also

For more information about using this API in one of the language-specific AWS SDKs, see the following:

- [AWS Command Line Interface](#)
- [AWS SDK for .NET](#)
- [AWS SDK for C++](#)
- [AWS SDK for Go v2](#)



- [AWS SDK for Java V2](#)
- [AWS SDK for JavaScript V3](#)
- [AWS SDK for PHP V3](#)
- [AWS SDK for Python](#)
- [AWS SDK for Ruby V3](#)

# GetOpsSummary

View a summary of operations metadata (OpsData) based on specified filters and aggregators. OpsData can include information about AWS Systems Manager OpsCenter operational workitems (OpsItems) as well as information about any AWS resource or service configured to report OpsData to AWS Systems Manager Explorer.

## Request Syntax

```
{
  "Aggregators": [
    {
      "Aggregators": [
        "OpsAggregator"
      ],
      "AggregatorType": "string",
      "AttributeName": "string",
      "Filters": [
        {
          "Key": "string",
          "Type": "string",
          "Values": [ "string" ]
        }
      ],
      "TypeName": "string",
      "Values": {
        "string" : "string"
      }
    }
  ],
  "Filters": [
    {
      "Key": "string",
      "Type": "string",
      "Values": [ "string" ]
    }
  ],
  "MaxResults": number,
  "NextToken": "string",
  "ResultAttributes": [
    {
      "TypeName": "string"
    }
  ]
}
```

```
    }  
  ],  
  "SyncName": "string"  
}
```

## Request Parameters

For information about the parameters that are common to all actions, see [Common Parameters](#).

The request accepts the following data in JSON format.

### Aggregators

Optional aggregators that return counts of OpsData based on one or more expressions.

Type: Array of [OpsAggregator](#) objects

Array Members: Minimum number of 1 item. Maximum number of 12 items.

Required: No

### Filters

Optional filters used to scope down the returned OpsData.

Type: Array of [OpsFilter](#) objects

Array Members: Minimum number of 1 item. Maximum number of 5 items.

Required: No

### MaxResults

The maximum number of items to return for this call. The call also returns a token that you can specify in a subsequent call to get the next set of results.

Type: Integer

Valid Range: Minimum value of 1. Maximum value of 50.

Required: No

### NextToken

A token to start the list. Use this token to get the next set of results.

Type: String

Required: No

### ResultAttributes

The OpsData data type to return.

Type: Array of [OpsResultAttribute](#) objects

Array Members: Minimum number of 1 item.

Required: No

### SyncName

Specify the name of a resource data sync to get.

Type: String

Length Constraints: Minimum length of 1. Maximum length of 64.

Required: No

## Response Syntax

```
{
  "Entities": [
    {
      "Data": {
        "string": {
          "CaptureTime": "string",
          "Content": [
            {
              "string": "string"
            }
          ]
        }
      },
      "Id": "string"
    }
  ],
  "NextToken": "string"
}
```

## Response Elements

If the action is successful, the service sends back an HTTP 200 response.

The following data is returned in JSON format by the service.

### Entities

The list of aggregated details and filtered OpsData.

Type: Array of [OpsEntity](#) objects

### NextToken

The token for the next set of items to return. Use this token to get the next set of results.

Type: String

## Errors

For information about the errors that are common to all actions, see [Common Errors](#).

### **InternalServerError**

An error occurred on the server side.

HTTP Status Code: 500

### **InvalidAggregatorException**

The specified aggregator isn't valid for inventory groups. Verify that the aggregator uses a valid inventory type such as `AWS:Application` or `AWS:InstanceInformation`.

HTTP Status Code: 400

### **InvalidFilter**

The filter name isn't valid. Verify the you entered the correct name and try again.

HTTP Status Code: 400

### **InvalidNextToken**

The specified token isn't valid.

HTTP Status Code: 400

### InvalidTypeNameException

The parameter type name isn't valid.

HTTP Status Code: 400

### ResourceDataSyncNotFoundException

The specified sync name wasn't found.

HTTP Status Code: 400

## Examples

### Example

This example illustrates one usage of GetOpsSummary.

### Sample Request

```
POST / HTTP/1.1
Host: ssm.us-east-2.amazonaws.com
Accept-Encoding: identity
X-Amz-Target: AmazonSSM.GetOpsSummary
Content-Type: application/x-amz-json-1.1
User-Agent: aws-cli/1.17.12 Python/3.6.8 Darwin/18.7.0 botocore/1.14.12
X-Amz-Date: 20240330T152044Z
Authorization: AWS4-HMAC-SHA256 Credential=AKIAIOSFODNN7EXAMPLE/20240330/us-east-2/ssm/
aws4_request,
SignedHeaders=content-type;host;x-amz-date;x-amz-target, Signature=39c3b3042cd2aEXAMPLE
Content-Length: 2
```

### Sample Response

```
{
  "Entities": [
    {
      "Data": {
        "AWS:OpsItem": {
          "CaptureTime": "2024-02-26T05:59:57.430Z",
          "Content": [
```

```

        {
            "AccountId": "111122223333",
            "Category": "Availability",
            "CreatedBy": "arn:aws:sts::111122223333:assumed-role/
OpsCenterRole/af3935bb93783f02aeea51784EXAMPLE",
            "CreatedTime": "2024-02-26T07:18:37.193Z",
            "Description": "CloudWatch Event Rule SSMOpsItems-SSM-
maintenance-window-execution-failed was triggered. Your SSM Maintenance Window
execution has failed. See below for more details.",
            "LastModifiedBy": "arn:aws:sts::111122223333:assumed-role/
OpsCenterRole/af3935bb93783f02aeea51784EXAMPLE",
            "LastModifiedTime": "2024-02-26T07:18:37.193Z",
            "Notifications": "",
            "OperationalData": "{\"/aws/resources\":{\"type
\": \"SearchableString\", \"value\": \"[\\\"arn\\\": \\\"arn:aws:ssm:us-
east-2:111122223333:maintenancewindow/mw-0e357ebdc6EXAMPLE\\\"]}\"}, \"/aws/dedup\":
{ \"type\": \"SearchableString\", \"value\": \"{\\\"dedupString\\\": \\\"SSMOpsItems-SSM-
maintenance-window-execution-failed\\\"}\"}}",
            "OpsItemId": "oi-f99f2EXAMPLE",
            "RelatedItems": "",
            "Severity": "3",
            "Source": "SSM",
            "Status": "Open",
            "Title": "SSM Maintenance Window execution failed"
        }
    ]
},
    "Id": "oi-f99f2EXAMPLE"
}, ---truncated---
]
}

```

## See Also

For more information about using this API in one of the language-specific AWS SDKs, see the following:

- [AWS Command Line Interface](#)
- [AWS SDK for .NET](#)
- [AWS SDK for C++](#)
- [AWS SDK for Go v2](#)

- [AWS SDK for Java V2](#)
- [AWS SDK for JavaScript V3](#)
- [AWS SDK for PHP V3](#)
- [AWS SDK for Python](#)
- [AWS SDK for Ruby V3](#)



# GetParameter

Get information about a single parameter by specifying the parameter name.

## Note

To get information about more than one parameter at a time, use the [GetParameters](#) operation.

## Request Syntax

```
{
  "Name": "string",
  "WithDecryption": boolean
}
```

## Request Parameters

For information about the parameters that are common to all actions, see [Common Parameters](#).

The request accepts the following data in JSON format.

### Name

The name or Amazon Resource Name (ARN) of the parameter that you want to query. For parameters shared with you from another account, you must use the full ARN.

To query by parameter label, use "Name": "name:label". To query by parameter version, use "Name": "name:version".

For more information about shared parameters, see [Working with shared parameters](#) in the *AWS Systems Manager User Guide*.

Type: String

Length Constraints: Minimum length of 1. Maximum length of 2048.

Required: Yes

## WithDecryption

Return decrypted values for secure string parameters. This flag is ignored for `String` and `StringList` parameter types.

Type: Boolean

Required: No

## Response Syntax

```
{
  "Parameter": {
    "ARN": "string",
    "DataType": "string",
    "LastModifiedDate": number,
    "Name": "string",
    "Selector": "string",
    "SourceResult": "string",
    "Type": "string",
    "Value": "string",
    "Version": number
  }
}
```

## Response Elements

If the action is successful, the service sends back an HTTP 200 response.

The following data is returned in JSON format by the service.

### Parameter

Information about a parameter.

Type: [Parameter](#) object

## Errors

For information about the errors that are common to all actions, see [Common Errors](#).

## InternalServerError

An error occurred on the server side.

HTTP Status Code: 500

## InvalidKeyId

The query key ID isn't valid.

HTTP Status Code: 400

## ParameterNotFound

The parameter couldn't be found. Verify the name and try again.

HTTP Status Code: 400

## ParameterVersionNotFound

The specified parameter version wasn't found. Verify the parameter name and version, and try again.

HTTP Status Code: 400

## Examples

### Example

This example illustrates one usage of `GetParameter`.

### Sample Request

```
POST / HTTP/1.1
Host: ssm.us-east-2.amazonaws.com
Accept-Encoding: identity
Content-Length: 29
X-Amz-Target: AmazonSSM.GetParameter
X-Amz-Date: 20240316T005724Z
User-Agent: aws-cli/1.11.180 Python/2.7.9 Windows/8 botocore/1.7.38
Content-Type: application/x-amz-json-1.1
Authorization: AWS4-HMAC-SHA256 Credential=AKIAIOSFODNN7EXAMPLE/20240316/us-east-2/ssm/
aws4_request,
SignedHeaders=content-type;host;x-amz-date;x-amz-target, Signature=39c3b3042cd2aEXAMPLE
```

```
{
  "Name": "MyGitHubPassword"
}
```

## Sample Response

```
{
  "Parameter": {
    "ARN": "arn:aws:ssm:us-east-2:111122223333:parameter/MyGitHubPassword",
    "DataType": "text",
    "LastModifiedDate": 1582657288.8,
    "Name": "MyGitHubPassword",
    "Type": "SecureString",
    "Value": "AYA39c3b3042cd2aEXAMPLE/AKIAIOSFODNN7EXAMPLE/fh983hg9awEXAMPLE==",
    "Version": 3
  }
}
```

## See Also

For more information about using this API in one of the language-specific AWS SDKs, see the following:

- [AWS Command Line Interface](#)
- [AWS SDK for .NET](#)
- [AWS SDK for C++](#)
- [AWS SDK for Go v2](#)
- [AWS SDK for Java V2](#)
- [AWS SDK for JavaScript V3](#)
- [AWS SDK for PHP V3](#)
- [AWS SDK for Python](#)
- [AWS SDK for Ruby V3](#)

# GetParameterHistory

Retrieves the history of all changes to a parameter.

## Important

If you change the AWS KMS key alias for the KMS key used to encrypt a parameter, then you must also update the key alias the parameter uses to reference KMS. Otherwise, `GetParameterHistory` retrieves whatever the original key alias was referencing.

## Request Syntax

```
{
  "MaxResults": number,
  "Name": "string",
  "NextToken": "string",
  "WithDecryption": boolean
}
```

## Request Parameters

For information about the parameters that are common to all actions, see [Common Parameters](#).

The request accepts the following data in JSON format.

### MaxResults

The maximum number of items to return for this call. The call also returns a token that you can specify in a subsequent call to get the next set of results.

Type: Integer

Valid Range: Minimum value of 1. Maximum value of 50.

Required: No

### Name

The name or Amazon Resource Name (ARN) of the parameter for which you want to review history. For parameters shared with you from another account, you must use the full ARN.

Type: String

Length Constraints: Minimum length of 1. Maximum length of 2048.

Required: Yes

### NextToken

The token for the next set of items to return. (You received this token from a previous call.)

Type: String

Required: No

### WithDecryption

Return decrypted values for secure string parameters. This flag is ignored for `String` and `StringList` parameter types.

Type: Boolean

Required: No

## Response Syntax

```
{
  "NextToken": "string",
  "Parameters": [
    {
      "AllowedPattern": "string",
      "DataType": "string",
      "Description": "string",
      "KeyId": "string",
      "Labels": [ "string" ],
      "LastModifiedDate": number,
      "LastModifiedUser": "string",
      "Name": "string",
      "Policies": [
        {
          "PolicyStatus": "string",
          "PolicyText": "string",
          "PolicyType": "string"
        }
      ]
    }
  ]
}
```

```
    ],
    "Tier": "string",
    "Type": "string",
    "Value": "string",
    "Version": number
  }
]
```

## Response Elements

If the action is successful, the service sends back an HTTP 200 response.

The following data is returned in JSON format by the service.

### NextToken

The token to use when requesting the next set of items. If there are no additional items to return, the string is empty.

Type: String

### Parameters

A list of parameters returned by the request.

Type: Array of [ParameterHistory](#) objects

## Errors

For information about the errors that are common to all actions, see [Common Errors](#).

### **InternalServerError**

An error occurred on the server side.

HTTP Status Code: 500

### **InvalidKeyId**

The query key ID isn't valid.

HTTP Status Code: 400

## InvalidNextToken

The specified token isn't valid.

HTTP Status Code: 400

## ParameterNotFound

The parameter couldn't be found. Verify the name and try again.

HTTP Status Code: 400

## Examples

### Example

This example illustrates one usage of `GetParameterHistory`.

### Sample Request

```
POST / HTTP/1.1
Host: ssm.us-east-2.amazonaws.com
Accept-Encoding: identity
Content-Length: 29
X-Amz-Target: AmazonSSM.GetParameterHistory
X-Amz-Date: 20240316T005206Z
User-Agent: aws-cli/1.11.180 Python/2.7.9 Windows/8 botocore/1.7.38
Content-Type: application/x-amz-json-1.1
Authorization: AWS4-HMAC-SHA256 Credential=AKIAIOSFODNN7EXAMPLE/20240316/us-east-2/ssm/
aws4_request,
SignedHeaders=content-type;host;x-amz-date;x-amz-target, Signature=39c3b3042cd2aEXAMPLE

{
  "Name": "EC2TestServerType"
}
```

### Sample Response

```
{
  "Parameters": [
    {
      "Description": "Instance type for Test servers",
      "LastModifiedDate": 1521158745.607,
```



```
    "LastModifiedUser": "arn:aws:iam::111122223333:user/Mateo.Jackson",
    "Name": "EC2TestServerType",
    "Policies": [],
    "Type": "String",
    "Value": "t2.nano",
    "Version": 1
  },
  {
    "Description": "Instance type for Test servers",
    "LastModifiedDate": 1521158834.467,
    "LastModifiedUser": "arn:aws:iam::111122223333:user/Mateo.Jackson",
    "Name": "EC2TestServerType",
    "Policies": [],
    "Type": "String",
    "Value": "t2.micro",
    "Version": 2
  },
  {
    "Description": "Instance type for Test servers",
    "LastModifiedDate": 1521158912.828,
    "LastModifiedUser": "arn:aws:iam::111122223333:user/Jane.Roe",
    "Name": "EC2TestServerType",
    "Policies": [],
    "Type": "String",
    "Value": "t2.large",
    "Version": 3
  }
]
}
```

## See Also

For more information about using this API in one of the language-specific AWS SDKs, see the following:

- [AWS Command Line Interface](#)
- [AWS SDK for .NET](#)
- [AWS SDK for C++](#)
- [AWS SDK for Go v2](#)
- [AWS SDK for Java V2](#)
- [AWS SDK for JavaScript V3](#)

- [AWS SDK for PHP V3](#)
- [AWS SDK for Python](#)
- [AWS SDK for Ruby V3](#)

# GetParameters

Get information about one or more parameters by specifying multiple parameter names.

## Note

To get information about a single parameter, you can use the [GetParameter](#) operation instead.

## Request Syntax

```
{
  "Names": [ "string" ],
  "WithDecryption": boolean
}
```

## Request Parameters

For information about the parameters that are common to all actions, see [Common Parameters](#).

The request accepts the following data in JSON format.

### Names

The names or Amazon Resource Names (ARNs) of the parameters that you want to query. For parameters shared with you from another account, you must use the full ARNs.

To query by parameter label, use "Name": "name:label". To query by parameter version, use "Name": "name:version".

## Note

The results for `GetParameters` requests are listed in alphabetical order in query responses.

For information about shared parameters, see [Working with shared parameters](#) in the *AWS Systems Manager User Guide*.

Type: Array of strings

Array Members: Minimum number of 1 item. Maximum number of 10 items.

Length Constraints: Minimum length of 1. Maximum length of 2048.

Required: Yes

### WithDecryption

Return decrypted secure string value. Return decrypted values for secure string parameters. This flag is ignored for `String` and `StringList` parameter types.

Type: Boolean

Required: No

## Response Syntax

```
{
  "InvalidParameters": [ "string" ],
  "Parameters": [
    {
      "ARN": "string",
      "DataType": "string",
      "LastModifiedDate": number,
      "Name": "string",
      "Selector": "string",
      "SourceResult": "string",
      "Type": "string",
      "Value": "string",
      "Version": number
    }
  ]
}
```

## Response Elements

If the action is successful, the service sends back an HTTP 200 response.

The following data is returned in JSON format by the service.

## InvalidParameters

A list of parameters that aren't formatted correctly or don't run during an execution.

Type: Array of strings

Array Members: Minimum number of 1 item. Maximum number of 10 items.

Length Constraints: Minimum length of 1. Maximum length of 2048.

## Parameters

A list of details for a parameter.

Type: Array of [Parameter](#) objects

## Errors

For information about the errors that are common to all actions, see [Common Errors](#).

### InternalServerError

An error occurred on the server side.

HTTP Status Code: 500

### InvalidKeyId

The query key ID isn't valid.

HTTP Status Code: 400

## Examples

### Example

This example illustrates one usage of GetParameters.

### Sample Request

```
POST / HTTP/1.1
Host: ssm.us-east-2.amazonaws.com
```

```
Accept-Encoding: identity
Content-Length: 73
X-Amz-Target: AmazonSSM.GetParameters
X-Amz-Date: 20240316T001029Z
User-Agent: aws-cli/1.11.180 Python/2.7.9 Windows/8 botocore/1.7.38
Content-Type: application/x-amz-json-1.1
Authorization: AWS4-HMAC-SHA256 Credential=AKIAIOSFODNN7EXAMPLE/20240316/us-east-2/ssm/
aws4_request,
SignedHeaders=content-type;host;x-amz-date;x-amz-target, Signature=39c3b3042cd2aEXAMPLE

{
  "Names": [
    "EC2DevServerTypo",
    "EC2DevServerType",
    "EC2TestServerType",
    "EC2ProdServerType"
  ]
}
```

## Sample Response

```
{
  "InvalidParameters": [
    {
      "Name": "EC2DevServerTypo"
    }
  ],
  "Parameters": [
    {
      "Name": "EC2DevServerType",
      "Type": "String",
      "Value": "t2.micro",
      "Version": 2
    },
    {
      "Name": "EC2ProdServerType",
      "Type": "String",
      "Value": "m4.large",
      "Version": 1
    },
    {
      "Name": "EC2TestServerType",
      "Type": "String",

```

```
        "Value": "t2.large",  
        "Version": 3  
    }  
]  
}
```

## See Also

For more information about using this API in one of the language-specific AWS SDKs, see the following:

- [AWS Command Line Interface](#)
- [AWS SDK for .NET](#)
- [AWS SDK for C++](#)
- [AWS SDK for Go v2](#)
- [AWS SDK for Java V2](#)
- [AWS SDK for JavaScript V3](#)
- [AWS SDK for PHP V3](#)
- [AWS SDK for Python](#)
- [AWS SDK for Ruby V3](#)

# GetParametersByPath

Retrieve information about one or more parameters in a specific hierarchy.

Request results are returned on a best-effort basis. If you specify `MaxResults` in the request, the response includes information up to the limit specified. The number of items returned, however, can be between zero and the value of `MaxResults`. If the service reaches an internal limit while processing the results, it stops the operation and returns the matching values up to that point and a `NextToken`. You can specify the `NextToken` in a subsequent call to get the next set of results.

## Request Syntax

```
{
  "MaxResults": number,
  "NextToken": "string",
  "ParameterFilters": [
    {
      "Key": "string",
      "Option": "string",
      "Values": [ "string" ]
    }
  ],
  "Path": "string",
  "Recursive": boolean,
  "WithDecryption": boolean
}
```

## Request Parameters

For information about the parameters that are common to all actions, see [Common Parameters](#).

The request accepts the following data in JSON format.

### MaxResults

The maximum number of items to return for this call. The call also returns a token that you can specify in a subsequent call to get the next set of results.

Type: Integer

Valid Range: Minimum value of 1. Maximum value of 10.



Required: No

### NextToken

A token to start the list. Use this token to get the next set of results.

Type: String

Required: No

### ParameterFilters

Filters to limit the request results.

#### Note

The following Key values are supported for `GetParametersByPath`: `Type`, `KeyId`, and `Label`.

The following Key values aren't supported for `GetParametersByPath`: `tag`, `DataType`, `Name`, `Path`, and `Tier`.

Type: Array of [ParameterStringFilter](#) objects

Required: No

### Path

The hierarchy for the parameter. Hierarchies start with a forward slash (/). The hierarchy is the parameter name except the last part of the parameter. For the API call to succeed, the last part of the parameter name can't be in the path. A parameter name hierarchy can have a maximum of 15 levels. Here is an example of a hierarchy: `/Finance/Prod/IAD/WinServ2016/license33`

Type: String

Length Constraints: Minimum length of 1. Maximum length of 2048.

Required: Yes

### Recursive

Retrieve all parameters within a hierarchy.

**⚠ Important**

If a user has access to a path, then the user can access all levels of that path. For example, if a user has permission to access path `/a`, then the user can also access `/a/b`. Even if a user has explicitly been denied access in IAM for parameter `/a/b`, they can still call the `GetParametersByPath` API operation recursively for `/a` and view `/a/b`.

Type: Boolean

Required: No

**WithDecryption**

Retrieve all parameters in a hierarchy with their value decrypted.

Type: Boolean

Required: No

**Response Syntax**

```
{
  "NextToken": "string",
  "Parameters": [
    {
      "ARN": "string",
      "DataType": "string",
      "LastModifiedDate": number,
      "Name": "string",
      "Selector": "string",
      "SourceResult": "string",
      "Type": "string",
      "Value": "string",
      "Version": number
    }
  ]
}
```

## Response Elements

If the action is successful, the service sends back an HTTP 200 response.

The following data is returned in JSON format by the service.

### NextToken

The token for the next set of items to return. Use this token to get the next set of results.

Type: String

### Parameters

A list of parameters found in the specified hierarchy.

Type: Array of [Parameter](#) objects

## Errors

For information about the errors that are common to all actions, see [Common Errors](#).

### **InternalServerError**

An error occurred on the server side.

HTTP Status Code: 500

### **InvalidFilterKey**

The specified key isn't valid.

HTTP Status Code: 400

### **InvalidFilterOption**

The specified filter option isn't valid. Valid options are Equals and BeginsWith. For Path filter, valid options are Recursive and OneLevel.

HTTP Status Code: 400

### **InvalidFilterValue**

The filter value isn't valid. Verify the value and try again.

HTTP Status Code: 400

### InvalidKeyId

The query key ID isn't valid.

HTTP Status Code: 400

### InvalidNextToken

The specified token isn't valid.

HTTP Status Code: 400

## Examples

### Example

This example illustrates one usage of `GetParametersByPath`.

### Sample Request

```
POST / HTTP/1.1
Host: ssm.us-east-2.amazonaws.com
Accept-Encoding: identity
Content-Length: 46
X-Amz-Target: AmazonSSM.GetParametersByPath
X-Amz-Date: 20240316T004724Z
User-Agent: aws-cli/1.11.180 Python/2.7.9 Windows/8 botocore/1.7.38
Content-Type: application/x-amz-json-1.1
Authorization: AWS4-HMAC-SHA256 Credential=AKIAIOSFODNN7EXAMPLE/20240316/us-east-2/ssm/
aws4_request,
SignedHeaders=content-type;host;x-amz-date;x-amz-target, Signature=39c3b3042cd2aEXAMPLE

{
  "Path": "/Branch312/Dev/",
  "Recursive": true
}
```

### Sample Response

```
{
  "Parameters": [
```

```
{
  {
    "Name": "/Branch312/Dev/Engineer1",
    "Type": "String",
    "Value": "Saanvi Sarkar",
    "Version": 1
  },
  {
    "Name": "/Branch312/Dev/Engineer2",
    "Type": "String",
    "Value": "Zhang Wei",
    "Version": 1
  },
  {
    "Name": "/Branch312/Dev/Engineer3",
    "Type": "String",
    "Value": "Alejandro Rosalez",
    "Version": 1
  },
  {
    "Name": "/Branch312/Dev/Intern",
    "Type": "String",
    "Value": "Nikhil Jayashankar",
    "Version": 1
  },
  {
    "Name": "/Branch312/Dev/TeamLead",
    "Type": "String",
    "Value": "Jane Roe",
    "Version": 1
  }
}
]
```

## See Also

For more information about using this API in one of the language-specific AWS SDKs, see the following:

- [AWS Command Line Interface](#)
- [AWS SDK for .NET](#)
- [AWS SDK for C++](#)
- [AWS SDK for Go v2](#)

- [AWS SDK for Java V2](#)
- [AWS SDK for JavaScript V3](#)
- [AWS SDK for PHP V3](#)
- [AWS SDK for Python](#)
- [AWS SDK for Ruby V3](#)

# GetPatchBaseline

Retrieves information about a patch baseline.

## Request Syntax

```
{  
  "BaselineId": "string"  
}
```

## Request Parameters

For information about the parameters that are common to all actions, see [Common Parameters](#).

The request accepts the following data in JSON format.

### BaselineId

The ID of the patch baseline to retrieve.

#### Note

To retrieve information about an AWS managed patch baseline, specify the full Amazon Resource Name (ARN) of the baseline. For example, for the baseline `AWS-AmazonLinuxDefaultPatchBaseline`, specify `arn:aws:ssm:us-east-2:733109147000:patchbaseline/pb-0e392de35e7c563b7` instead of `pb-0e392de35e7c563b7`.

Type: String

Length Constraints: Minimum length of 20. Maximum length of 128.

Pattern: `^[a-zA-Z0-9_\- :/]{20,128}$`

Required: Yes

## Response Syntax

```
{
```

```
"ApprovalRules": {
  "PatchRules": [
    {
      "ApproveAfterDays": number,
      "ApproveUntilDate": "string",
      "ComplianceLevel": "string",
      "EnableNonSecurity": boolean,
      "PatchFilterGroup": {
        "PatchFilters": [
          {
            "Key": "string",
            "Values": [ "string" ]
          }
        ]
      }
    }
  ]
},
"ApprovedPatches": [ "string" ],
"ApprovedPatchesComplianceLevel": "string",
"ApprovedPatchesEnableNonSecurity": boolean,
"BaselineId": "string",
"CreateDate": number,
"Description": "string",
"GlobalFilters": {
  "PatchFilters": [
    {
      "Key": "string",
      "Values": [ "string" ]
    }
  ]
},
"ModifiedDate": number,
"Name": "string",
"OperatingSystem": "string",
"PatchGroups": [ "string" ],
"RejectedPatches": [ "string" ],
"RejectedPatchesAction": "string",
"Sources": [
  {
    "Configuration": "string",
    "Name": "string",
    "Products": [ "string" ]
  }
]
```



```
]
}
```

## Response Elements

If the action is successful, the service sends back an HTTP 200 response.

The following data is returned in JSON format by the service.

### ApprovalRules

A set of rules used to include patches in the baseline.

Type: [PatchRuleGroup](#) object

### ApprovedPatches

A list of explicitly approved patches for the baseline.

Type: Array of strings

Array Members: Minimum number of 0 items. Maximum number of 50 items.

Length Constraints: Minimum length of 1. Maximum length of 100.

### ApprovedPatchesComplianceLevel

Returns the specified compliance severity level for approved patches in the patch baseline.

Type: String

Valid Values: CRITICAL | HIGH | MEDIUM | LOW | INFORMATIONAL | UNSPECIFIED

### ApprovedPatchesEnableNonSecurity

Indicates whether the list of approved patches includes non-security updates that should be applied to the managed nodes. The default value is false. Applies to Linux managed nodes only.

Type: Boolean

### BaselineId

The ID of the retrieved patch baseline.

Type: String

Length Constraints: Minimum length of 20. Maximum length of 128.

Pattern: `^[a-zA-Z0-9_\- :/]{20,128}$`

### CreatedDate

The date the patch baseline was created.

Type: Timestamp

### Description

A description of the patch baseline.

Type: String

Length Constraints: Minimum length of 1. Maximum length of 1024.

### GlobalFilters

A set of global filters used to exclude patches from the baseline.

Type: [PatchFilterGroup](#) object

### ModifiedDate

The date the patch baseline was last modified.

Type: Timestamp

### Name

The name of the patch baseline.

Type: String

Length Constraints: Minimum length of 3. Maximum length of 128.

Pattern: `^[a-zA-Z0-9_\- .]{3,128}$`

### OperatingSystem

Returns the operating system specified for the patch baseline.

Type: String

Valid Values: WINDOWS | AMAZON\_LINUX | AMAZON\_LINUX\_2 | AMAZON\_LINUX\_2022 | UBUNTU | REDHAT\_ENTERPRISE\_LINUX | SUSE | CENTOS | ORACLE\_LINUX | DEBIAN | MACOS | RASPBIAN | ROCKY\_LINUX | ALMA\_LINUX | AMAZON\_LINUX\_2023

## PatchGroups

Patch groups included in the patch baseline.

Type: Array of strings

Length Constraints: Minimum length of 1. Maximum length of 256.

Pattern:  $^([\p{L}\p{Z}\p{N}_\cdot :/=+\-@]^*)\$$

## RejectedPatches

A list of explicitly rejected patches for the baseline.

Type: Array of strings

Array Members: Minimum number of 0 items. Maximum number of 50 items.

Length Constraints: Minimum length of 1. Maximum length of 100.

## RejectedPatchesAction

The action specified to take on patches included in the RejectedPatches list. A patch can be allowed only if it is a dependency of another package, or blocked entirely along with packages that include it as a dependency.

Type: String

Valid Values: ALLOW\_AS\_DEPENDENCY | BLOCK

## Sources

Information about the patches to use to update the managed nodes, including target operating systems and source repositories. Applies to Linux managed nodes only.

Type: Array of [PatchSource](#) objects

Array Members: Minimum number of 0 items. Maximum number of 20 items.

## Errors

For information about the errors that are common to all actions, see [Common Errors](#).

### DoesNotExistException

Error returned when the ID specified for a resource, such as a maintenance window or patch baseline, doesn't exist.

For information about resource quotas in AWS Systems Manager, see [Systems Manager service quotas](#) in the *Amazon Web Services General Reference*.

HTTP Status Code: 400

### InternalServerError

An error occurred on the server side.

HTTP Status Code: 500

### InvalidResourceId

The resource ID isn't valid. Verify that you entered the correct ID and try again.

HTTP Status Code: 400

## Examples

### Example

This example illustrates one usage of GetPatchBaseline.

### Sample Request

```
POST / HTTP/1.1
Host: ssm.us-east-2.amazonaws.com
Accept-Encoding: identity
Content-Length: 38
X-Amz-Target: AmazonSSM.GetPatchBaseline
X-Amz-Date: 20240309T020232Z
User-Agent: aws-cli/1.11.180 Python/2.7.9 Windows/8 botocore/1.7.38
Content-Type: application/x-amz-json-1.1
```

```
Authorization: AWS4-HMAC-SHA256 Credential=AKIAIOSFODNN7EXAMPLE/20240309/us-east-2/ssm/
aws4_request,
SignedHeaders=content-type;host;x-amz-date;x-amz-target, Signature=39c3b3042cd2aEXAMPLE
```

```
{
  "BaselineId": "pb-0c10e65780EXAMPLE"
}
```

## Sample Response

```
{
  "ApprovalRules": {
    "PatchRules": [
      {
        "ApproveAfterDays": 1,
        "ComplianceLevel": "UNSPECIFIED",
        "EnableNonSecurity": false,
        "PatchFilterGroup": {
          "PatchFilters": [
            {
              "Key": "PRODUCT",
              "Values": [
                "WindowsServer2012R2"
              ]
            },
            {
              "Key": "CLASSIFICATION",
              "Values": [
                "SecurityUpdates"
              ]
            },
            {
              "Key": "MSRC_SEVERITY",
              "Values": [
                "Important",
                "Critical",
                "Moderate"
              ]
            }
          ]
        }
      }
    ]
  }
}
```

```
    },
    "ApprovedPatches": [],
    "ApprovedPatchesComplianceLevel": "HIGH",
    "ApprovedPatchesEnableNonSecurity": false,
    "BaselineId": "pb-0c10e65780EXAMPLE",
    "Description": "My Moderate, Important, and Critical security updates for Windows
Server 2012 R2",
    "GlobalFilters": {
      "PatchFilters": []
    },
  },
  "CreateDate": 1520561435.87,
  "ModifiedDate": 1520561435.869,
  "Name": "my-Windows-Server-2012R2",
  "OperatingSystem": "WINDOWS",
  "PatchGroups": [
    "mypatchgroup"
  ],
  "RejectedPatches": [
    "KB3452678"
  ],
  "RejectedPatchesAction": "ALLOW_AS_DEPENDENCY",
  "Sources": []
}
```

## See Also

For more information about using this API in one of the language-specific AWS SDKs, see the following:

- [AWS Command Line Interface](#)
- [AWS SDK for .NET](#)
- [AWS SDK for C++](#)
- [AWS SDK for Go v2](#)
- [AWS SDK for Java V2](#)
- [AWS SDK for JavaScript V3](#)
- [AWS SDK for PHP V3](#)
- [AWS SDK for Python](#)
- [AWS SDK for Ruby V3](#)

# GetPatchBaselineForPatchGroup

Retrieves the patch baseline that should be used for the specified patch group.

## Request Syntax

```
{
  "OperatingSystem": "string",
  "PatchGroup": "string"
}
```

## Request Parameters

For information about the parameters that are common to all actions, see [Common Parameters](#).

The request accepts the following data in JSON format.

### OperatingSystem

Returns the operating system rule specified for patch groups using the patch baseline.

Type: String

Valid Values: WINDOWS | AMAZON\_LINUX | AMAZON\_LINUX\_2 | AMAZON\_LINUX\_2022 | UBUNTU | REDHAT\_ENTERPRISE\_LINUX | SUSE | CENTOS | ORACLE\_LINUX | DEBIAN | MACOS | RASPBIAN | ROCKY\_LINUX | ALMA\_LINUX | AMAZON\_LINUX\_2023

Required: No

### PatchGroup

The name of the patch group whose patch baseline should be retrieved.

Type: String

Length Constraints: Minimum length of 1. Maximum length of 256.

Pattern: `^[^\p{L}\p{Z}\p{N}_.:/=+\-@]*$`

Required: Yes

## Response Syntax

```
{
  "BaselineId": "string",
  "OperatingSystem": "string",
  "PatchGroup": "string"
}
```

## Response Elements

If the action is successful, the service sends back an HTTP 200 response.

The following data is returned in JSON format by the service.

### BaselineId

The ID of the patch baseline that should be used for the patch group.

Type: String

Length Constraints: Minimum length of 20. Maximum length of 128.

Pattern: `^[a-zA-Z0-9_\-\ :/]{20,128}$`

### OperatingSystem

The operating system rule specified for patch groups using the patch baseline.

Type: String

Valid Values: WINDOWS | AMAZON\_LINUX | AMAZON\_LINUX\_2 | AMAZON\_LINUX\_2022 | UBUNTU | REDHAT\_ENTERPRISE\_LINUX | SUSE | CENTOS | ORACLE\_LINUX | DEBIAN | MACOS | RASPBIAN | ROCKY\_LINUX | ALMA\_LINUX | AMAZON\_LINUX\_2023

### PatchGroup

The name of the patch group.

Type: String

Length Constraints: Minimum length of 1. Maximum length of 256.

Pattern: `^([\p{L}\p{Z}\p{N}_\.:/+@-]* )$`



## Errors

For information about the errors that are common to all actions, see [Common Errors](#).

### InternalServerError

An error occurred on the server side.

HTTP Status Code: 500

## Examples

### Example

This example illustrates one usage of `GetPatchBaselineForPatchGroup`.

### Sample Request

```
POST / HTTP/1.1
Host: ssm.us-east-2.amazonaws.com
Accept-Encoding: identity
Content-Length: 66
X-Amz-Target: AmazonSSM.GetPatchBaselineForPatchGroup
X-Amz-Date: 20240309T060906Z
User-Agent: aws-cli/1.11.180 Python/2.7.9 Windows/8 botocore/1.7.38
Content-Type: application/x-amz-json-1.1
Authorization: AWS4-HMAC-SHA256 Credential=AKIAIOSFODNN7EXAMPLE/20240309/us-east-2/ssm/
aws4_request,
SignedHeaders=content-type;host;x-amz-date;x-amz-target, Signature=39c3b3042cd2aEXAMPLE

{
  "PatchGroup": "mypatchgroup",
  "OperatingSystem": "WINDOWS"
}
```

### Sample Response

```
{
  "BaselineId": "pb-0c10e65780EXAMPLE",
  "OperatingSystem": "WINDOWS",
  "PatchGroup": "mypatchgroup"
}
```

```
}
```

## See Also

For more information about using this API in one of the language-specific AWS SDKs, see the following:

- [AWS Command Line Interface](#)
- [AWS SDK for .NET](#)
- [AWS SDK for C++](#)
- [AWS SDK for Go v2](#)
- [AWS SDK for Java V2](#)
- [AWS SDK for JavaScript V3](#)
- [AWS SDK for PHP V3](#)
- [AWS SDK for Python](#)
- [AWS SDK for Ruby V3](#)

# GetResourcePolicies

Returns an array of the Policy object.

## Request Syntax

```
{  
  "MaxResults": number,  
  "NextToken": "string",  
  "ResourceArn": "string"  
}
```

## Request Parameters

For information about the parameters that are common to all actions, see [Common Parameters](#).

The request accepts the following data in JSON format.

### MaxResults

The maximum number of items to return for this call. The call also returns a token that you can specify in a subsequent call to get the next set of results.

Type: Integer

Valid Range: Minimum value of 1. Maximum value of 50.

Required: No

### NextToken

A token to start the list. Use this token to get the next set of results.

Type: String

Required: No

### ResourceArn

Amazon Resource Name (ARN) of the resource to which the policies are attached.

Type: String

Length Constraints: Minimum length of 20. Maximum length of 2048.

Required: Yes

## Response Syntax

```
{
  "NextToken": "string",
  "Policies": [
    {
      "Policy": "string",
      "PolicyHash": "string",
      "PolicyId": "string"
    }
  ]
}
```

## Response Elements

If the action is successful, the service sends back an HTTP 200 response.

The following data is returned in JSON format by the service.

### NextToken

The token for the next set of items to return. Use this token to get the next set of results.

Type: String

### Policies

An array of the Policy object.

Type: Array of [GetResourcePoliciesResponseEntry](#) objects

## Errors

For information about the errors that are common to all actions, see [Common Errors](#).

### **InternalServerError**

An error occurred on the server side.

HTTP Status Code: 500

### **ResourceNotFoundException**

The specified parameter to be shared could not be found.

HTTP Status Code: 400

### **ResourcePolicyInvalidParameterException**

One or more parameters specified for the call aren't valid. Verify the parameters and their values and try again.

HTTP Status Code: 400

## **See Also**

For more information about using this API in one of the language-specific AWS SDKs, see the following:

- [AWS Command Line Interface](#)
- [AWS SDK for .NET](#)
- [AWS SDK for C++](#)
- [AWS SDK for Go v2](#)
- [AWS SDK for Java V2](#)
- [AWS SDK for JavaScript V3](#)
- [AWS SDK for PHP V3](#)
- [AWS SDK for Python](#)
- [AWS SDK for Ruby V3](#)

# GetServiceSetting

`ServiceSetting` is an account-level setting for an AWS service. This setting defines how a user interacts with or uses a service or a feature of a service. For example, if an AWS service charges money to the account based on feature or service usage, then the AWS service team might create a default setting of `false`. This means the user can't use this feature unless they change the setting to `true` and intentionally opt in for a paid feature.

Services map a `SettingId` object to a setting value. AWS services teams define the default value for a `SettingId`. You can't create a new `SettingId`, but you can overwrite the default value if you have the `ssm:UpdateServiceSetting` permission for the setting. Use the [UpdateServiceSetting](#) API operation to change the default setting. Or use the [ResetServiceSetting](#) to change the value back to the original value defined by the AWS service team.

Query the current service setting for the AWS account.

## Request Syntax

```
{
  "SettingId": "string"
}
```

## Request Parameters

For information about the parameters that are common to all actions, see [Common Parameters](#).

The request accepts the following data in JSON format.

### [SettingId](#)

The ID of the service setting to get. The setting ID can be one of the following.

- `/ssm/appmanager/appmanager-enabled`
- `/ssm/automation/customer-script-log-destination`
- `/ssm/automation/customer-script-log-group-name`
- `/ssm/documents/console/public-sharing-permission`
- `/ssm/managed-instance/activation-tier`
- `/ssm/managed-instance/default-ec2-instance-management-role`
- `/ssm/opsinsights/opscenter`

- /ssm/parameter-store/default-parameter-tier
- /ssm/parameter-store/high-throughput-enabled

Type: String

Length Constraints: Minimum length of 1. Maximum length of 1000.

Required: Yes

## Response Syntax

```
{
  "ServiceSetting": {
    "ARN": "string",
    "LastModifiedDate": number,
    "LastModifiedUser": "string",
    "SettingId": "string",
    "SettingValue": "string",
    "Status": "string"
  }
}
```

## Response Elements

If the action is successful, the service sends back an HTTP 200 response.

The following data is returned in JSON format by the service.

### ServiceSetting

The query result of the current service setting.

Type: [ServiceSetting](#) object

## Errors

For information about the errors that are common to all actions, see [Common Errors](#).

### InternalServerError

An error occurred on the server side.

HTTP Status Code: 500

## ServiceSettingNotFound

The specified service setting wasn't found. Either the service name or the setting hasn't been provisioned by the AWS service team.

HTTP Status Code: 400

## Examples

### Example

This example illustrates one usage of `GetServiceSetting`.

### Sample Request

```
POST / HTTP/1.1
Host: ssm.us-east-2.amazonaws.com
Accept-Encoding: identity
X-Amz-Target: AmazonSSM.GetServiceSetting
Content-Type: application/x-amz-json-1.1
User-Agent: aws-cli/1.17.12 Python/3.6.8 Darwin/18.7.0 botocore/1.14.12
X-Amz-Date: 20240324T203339Z
Authorization: AWS4-HMAC-SHA256 Credential=AKIAIOSFODNN7EXAMPLE/20240324/us-east-2/ssm/
aws4_request,
SignedHeaders=content-type;host;x-amz-date;x-amz-target, Signature=39c3b3042cd2aEXAMPLE
Content-Length: 54

{
  "SettingId": "/ssm/managed-instance/activation-tier"
}
```

### Sample Response

```
{
  "ServiceSetting": {
    "ARN": "arn:aws:ssm:us-east-2:111122223333:servicesetting/ssm/managed-instance/
activation-tier",
    "LastModifiedDate": 1579136114.275,
    "LastModifiedUser": "System",
    "SettingId": "/ssm/managed-instance/activation-tier",
```



```
        "SettingValue": "standard",  
        "Status": "Default"  
    }  
}
```

## See Also

For more information about using this API in one of the language-specific AWS SDKs, see the following:

- [AWS Command Line Interface](#)
- [AWS SDK for .NET](#)
- [AWS SDK for C++](#)
- [AWS SDK for Go v2](#)
- [AWS SDK for Java V2](#)
- [AWS SDK for JavaScript V3](#)
- [AWS SDK for PHP V3](#)
- [AWS SDK for Python](#)
- [AWS SDK for Ruby V3](#)

# LabelParameterVersion

A parameter label is a user-defined alias to help you manage different versions of a parameter. When you modify a parameter, AWS Systems Manager automatically saves a new version and increments the version number by one. A label can help you remember the purpose of a parameter when there are multiple versions.

Parameter labels have the following requirements and restrictions.

- A version of a parameter can have a maximum of 10 labels.
- You can't attach the same label to different versions of the same parameter. For example, if version 1 has the label Production, then you can't attach Production to version 2.
- You can move a label from one version of a parameter to another.
- You can't create a label when you create a new parameter. You must attach a label to a specific version of a parameter.
- If you no longer want to use a parameter label, then you can either delete it or move it to a different version of a parameter.
- A label can have a maximum of 100 characters.
- Labels can contain letters (case sensitive), numbers, periods (.), hyphens (-), or underscores (\_).
- Labels can't begin with a number, "aws" or "ssm" (not case sensitive). If a label fails to meet these requirements, then the label isn't associated with a parameter and the system displays it in the list of InvalidLabels.

## Request Syntax

```
{  
  "Labels": [ "string" ],  
  "Name": "string",  
  "ParameterVersion": number  
}
```

## Request Parameters

For information about the parameters that are common to all actions, see [Common Parameters](#).

The request accepts the following data in JSON format.

## Labels

One or more labels to attach to the specified parameter version.

Type: Array of strings

Array Members: Minimum number of 1 item. Maximum number of 10 items.

Length Constraints: Minimum length of 1. Maximum length of 100.

Required: Yes

## Name

The parameter name on which you want to attach one or more labels.

### Note

You can't enter the Amazon Resource Name (ARN) for a parameter, only the parameter name itself.

Type: String

Length Constraints: Minimum length of 1. Maximum length of 2048.

Required: Yes

## ParameterVersion

The specific version of the parameter on which you want to attach one or more labels. If no version is specified, the system attaches the label to the latest version.

Type: Long

Required: No

## Response Syntax

```
{
  "InvalidLabels": [ "string" ],
  "ParameterVersion": number
```

```
}
```

## Response Elements

If the action is successful, the service sends back an HTTP 200 response.

The following data is returned in JSON format by the service.

### InvalidLabels

The label doesn't meet the requirements. For information about parameter label requirements, see [Working with parameter labels](#) in the *AWS Systems Manager User Guide*.

Type: Array of strings

Array Members: Minimum number of 1 item. Maximum number of 10 items.

Length Constraints: Minimum length of 1. Maximum length of 100.

### ParameterVersion

The version of the parameter that has been labeled.

Type: Long

## Errors

For information about the errors that are common to all actions, see [Common Errors](#).

### **InternalServerError**

An error occurred on the server side.

HTTP Status Code: 500

### **ParameterNotFound**

The parameter couldn't be found. Verify the name and try again.

HTTP Status Code: 400

### **ParameterVersionLabelLimitExceeded**

A parameter version can have a maximum of ten labels.

HTTP Status Code: 400

### **ParameterVersionNotFound**

The specified parameter version wasn't found. Verify the parameter name and version, and try again.

HTTP Status Code: 400

### **TooManyUpdates**

There are concurrent updates for a resource that supports one update at a time.

HTTP Status Code: 400

## **Examples**

### **Example**

This example illustrates one usage of `LabelParameterVersion`.

### **Sample Request**

```
POST / HTTP/1.1
Host: ssm.us-east-2.amazonaws.com
Accept-Encoding: identity
X-Amz-Target: AmazonSSM.LabelParameterVersion
Content-Type: application/x-amz-json-1.1
User-Agent: aws-cli/2.0.0 Python/3.7.5 Windows/10 botocore/2.0.0dev4
X-Amz-Date: 20240225T191052Z
Authorization: AWS4-HMAC-SHA256 Credential=AKIAIOSFODNN7EXAMPLE/20240229/us-east-2/ssm/
aws4_request,
SignedHeaders=content-type;host;x-amz-date;x-amz-target, Signature=39c3b3042cd2aEXAMPLE
Content-Length: 76

{
  "Name": "MyGitHubPassword",
  "ParameterVersion": 3,
  "Labels": [
    "March-2020"
  ]
}
```

## Sample Response

```
{
  "InvalidLabels": [],
  "ParameterVersion": 3
}
```

## See Also

For more information about using this API in one of the language-specific AWS SDKs, see the following:

- [AWS Command Line Interface](#)
- [AWS SDK for .NET](#)
- [AWS SDK for C++](#)
- [AWS SDK for Go v2](#)
- [AWS SDK for Java V2](#)
- [AWS SDK for JavaScript V3](#)
- [AWS SDK for PHP V3](#)
- [AWS SDK for Python](#)
- [AWS SDK for Ruby V3](#)

# ListAssociations

Returns all State Manager associations in the current AWS account and AWS Region. You can limit the results to a specific State Manager association document or managed node by specifying a filter. State Manager is a capability of AWS Systems Manager.

## Request Syntax

```
{
  "AssociationFilterList": [
    {
      "key": "string",
      "value": "string"
    }
  ],
  "MaxResults": number,
  "NextToken": "string"
}
```

## Request Parameters

For information about the parameters that are common to all actions, see [Common Parameters](#).

The request accepts the following data in JSON format.

### [AssociationFilterList](#)

One or more filters. Use a filter to return a more specific list of results.

#### Note

Filtering associations using the InstanceID attribute only returns legacy associations created using the InstanceID attribute. Associations targeting the managed node that are part of the Target Attributes ResourceGroup or Tags aren't returned.

Type: Array of [AssociationFilter](#) objects

Array Members: Minimum number of 1 item.

Required: No

## MaxResults

The maximum number of items to return for this call. The call also returns a token that you can specify in a subsequent call to get the next set of results.

Type: Integer

Valid Range: Minimum value of 1. Maximum value of 50.

Required: No

## NextToken

The token for the next set of items to return. (You received this token from a previous call.)

Type: String

Required: No

## Response Syntax

```
{
  "Associations": [
    {
      "AssociationId": "string",
      "AssociationName": "string",
      "AssociationVersion": "string",
      "DocumentVersion": "string",
      "Duration": number,
      "InstanceId": "string",
      "LastExecutionDate": number,
      "Name": "string",
      "Overview": {
        "AssociationStatusAggregatedCount": {
          "string" : number
        },
        "DetailedStatus": "string",
        "Status": "string"
      },
      "ScheduleExpression": "string",
      "ScheduleOffset": number,
      "TargetMaps": [
        {
```



```
        "string" : [ "string" ]
      }
    ],
    "Targets": [
      {
        "Key": "string",
        "Values": [ "string" ]
      }
    ]
  }
],
"NextToken": "string"
}
```

## Response Elements

If the action is successful, the service sends back an HTTP 200 response.

The following data is returned in JSON format by the service.

### Associations

The associations.

Type: Array of [Association](#) objects

### NextToken

The token to use when requesting the next set of items. If there are no additional items to return, the string is empty.

Type: String

## Errors

For information about the errors that are common to all actions, see [Common Errors](#).

### **InternalServerError**

An error occurred on the server side.

HTTP Status Code: 500

## InvalidNextToken

The specified token isn't valid.

HTTP Status Code: 400

## Examples

### Example

This example illustrates one usage of ListAssociations.

### Sample Request

```
POST / HTTP/1.1
Host: ssm.us-east-2.amazonaws.com
Accept-Encoding: identity
X-Amz-Target: AmazonSSM.ListAssociations
Content-Type: application/x-amz-json-1.1
User-Agent: aws-cli/1.17.12 Python/3.6.8 Darwin/18.7.0 botocore/1.14.12
X-Amz-Date: 20240325T143814Z
Authorization: AWS4-HMAC-SHA256 Credential=AKIAIOSFODNN7EXAMPLE/20240325/us-east-2/ssm/
aws4_request,
SignedHeaders=content-type;host;x-amz-date;x-amz-target, Signature=39c3b3042cd2aEXAMPLE
Content-Length: 2
```

### Sample Response

```
{
  "Associations": [
    {
      "AssociationId": "fa94c678-85c6-4d40-926b-7c791EXAMPLE",
      "AssociationVersion": "1",
      "LastExecutionDate": 1582037438.692,
      "Name": "AWS-UpdateSSMAgent",
      "Overview": {
        "AssociationStatusAggregatedCount": {
          "Success": 3
        },
        "DetailedStatus": "Success",
        "Status": "Success"
      }
    },
  ],
}
```

```
    "Targets": [
      {
        "Key": "tag:ssm",
        "Values": [
          "true"
        ]
      }
    ]
  }
}
```

## See Also

For more information about using this API in one of the language-specific AWS SDKs, see the following:

- [AWS Command Line Interface](#)
- [AWS SDK for .NET](#)
- [AWS SDK for C++](#)
- [AWS SDK for Go v2](#)
- [AWS SDK for Java V2](#)
- [AWS SDK for JavaScript V3](#)
- [AWS SDK for PHP V3](#)
- [AWS SDK for Python](#)
- [AWS SDK for Ruby V3](#)

# ListAssociationVersions

Retrieves all versions of an association for a specific association ID.

## Request Syntax

```
{
  "AssociationId": "string",
  "MaxResults": number,
  "NextToken": "string"
}
```

## Request Parameters

For information about the parameters that are common to all actions, see [Common Parameters](#).

The request accepts the following data in JSON format.

### AssociationId

The association ID for which you want to view all versions.

Type: String

Pattern: `[0-9a-fA-F]{8}-[0-9a-fA-F]{4}-[0-9a-fA-F]{4}-[0-9a-fA-F]{4}-[0-9a-fA-F]{12}`

Required: Yes

### MaxResults

The maximum number of items to return for this call. The call also returns a token that you can specify in a subsequent call to get the next set of results.

Type: Integer

Valid Range: Minimum value of 1. Maximum value of 50.

Required: No

### NextToken

A token to start the list. Use this token to get the next set of results.

Type: String

Required: No

## Response Syntax

```
{
  "AssociationVersions": [
    {
      "ApplyOnlyAtCronInterval": boolean,
      "AssociationId": "string",
      "AssociationName": "string",
      "AssociationVersion": "string",
      "CalendarNames": [ "string" ],
      "ComplianceSeverity": "string",
      "CreatedDate": number,
      "DocumentVersion": "string",
      "Duration": number,
      "MaxConcurrency": "string",
      "MaxErrors": "string",
      "Name": "string",
      "OutputLocation": {
        "S3Location": {
          "OutputS3BucketName": "string",
          "OutputS3KeyPrefix": "string",
          "OutputS3Region": "string"
        }
      },
    },
    {
      "Parameters": {
        "string" : [ "string" ]
      },
      "ScheduleExpression": "string",
      "ScheduleOffset": number,
      "SyncCompliance": "string",
      "TargetLocations": [
        {
          "Accounts": [ "string" ],
          "ExcludeAccounts": [ "string" ],
          "ExecutionRoleName": "string",
          "IncludeChildOrganizationUnits": boolean,
          "Regions": [ "string" ],
          "TargetLocationAlarmConfiguration": {
            "Alarms": [
```

```

        {
            "Name": "string"
        }
    ],
    "IgnorePollAlarmFailure": boolean
},
"TargetLocationMaxConcurrency": "string",
"TargetLocationMaxErrors": "string",
"Targets": [
    {
        "Key": "string",
        "Values": [ "string" ]
    }
],
"TargetsMaxConcurrency": "string",
"TargetsMaxErrors": "string"
}
],
"TargetMaps": [
    {
        "string" : [ "string" ]
    }
],
"Targets": [
    {
        "Key": "string",
        "Values": [ "string" ]
    }
]
}
],
"NextToken": "string"
}

```

## Response Elements

If the action is successful, the service sends back an HTTP 200 response.

The following data is returned in JSON format by the service.

### AssociationVersions

Information about all versions of the association for the specified association ID.

Type: Array of [AssociationVersionInfo](#) objects

Array Members: Minimum number of 1 item.

### [NextToken](#)

The token for the next set of items to return. Use this token to get the next set of results.

Type: String

## Errors

For information about the errors that are common to all actions, see [Common Errors](#).

### **AssociationDoesNotExist**

The specified association doesn't exist.

HTTP Status Code: 400

### **InternalServerError**

An error occurred on the server side.

HTTP Status Code: 500

### **InvalidNextToken**

The specified token isn't valid.

HTTP Status Code: 400

## Examples

### Example

This example illustrates one usage of ListAssociationVersions.

### Sample Request

```
POST / HTTP/1.1
Host: ssm.us-east-2.amazonaws.com
```

```
Accept-Encoding: identity
X-Amz-Target: AmazonSSM.ListAssociationVersions
Content-Type: application/x-amz-json-1.1
User-Agent: aws-cli/1.17.12 Python/3.6.8 Darwin/18.7.0 botocore/1.14.12
X-Amz-Date: 20240325T144807Z
Authorization: AWS4-HMAC-SHA256 Credential=AKIAIOSFODNN7EXAMPLE/20240325/us-east-2/ssm/
aws4_request,
SignedHeaders=content-type;host;x-amz-date;x-amz-target, Signature=39c3b3042cd2aEXAMPLE
Content-Length: 57
```

```
{
  "AssociationId": "fa94c678-85c6-4d40-926b-7c791EXAMPLE"
}
```

## Sample Response

```
{
  "AssociationVersions": [
    {
      "ApplyOnlyAtCronInterval": false,
      "AssociationId": "fa94c678-85c6-4d40-926b-7c791EXAMPLE",
      "AssociationVersion": "1",
      "CreateDate": 1561053271.583,
      "Name": "AWS-UpdateSSMAgent",
      "Parameters": {
        "allowDowngrade": [
          "false"
        ],
        "version": [
          ""
        ]
      },
      "Targets": [
        {
          "Key": "tag:ssm",
          "Values": [
            "true"
          ]
        }
      ]
    }
  ]
}
```



## See Also

For more information about using this API in one of the language-specific AWS SDKs, see the following:

- [AWS Command Line Interface](#)
- [AWS SDK for .NET](#)
- [AWS SDK for C++](#)
- [AWS SDK for Go v2](#)
- [AWS SDK for Java V2](#)
- [AWS SDK for JavaScript V3](#)
- [AWS SDK for PHP V3](#)
- [AWS SDK for Python](#)
- [AWS SDK for Ruby V3](#)

# ListCommandInvocations

An invocation is copy of a command sent to a specific managed node. A command can apply to one or more managed nodes. A command invocation applies to one managed node. For example, if a user runs `SendCommand` against three managed nodes, then a command invocation is created for each requested managed node ID. `ListCommandInvocations` provide status about command execution.

## Request Syntax

```
{
  "CommandId": "string",
  "Details": boolean,
  "Filters": [
    {
      "key": "string",
      "value": "string"
    }
  ],
  "InstanceId": "string",
  "MaxResults": number,
  "NextToken": "string"
}
```

## Request Parameters

For information about the parameters that are common to all actions, see [Common Parameters](#).

The request accepts the following data in JSON format.

### CommandId

(Optional) The invocations for a specific command ID.

Type: String

Length Constraints: Fixed length of 36.

Required: No

## Details

(Optional) If set this returns the response of the command executions and any command output. The default value is `false`.

Type: Boolean

Required: No

## Filters

(Optional) One or more filters. Use a filter to return a more specific list of results.

Type: Array of [CommandFilter](#) objects

Array Members: Minimum number of 1 item. Maximum number of 5 items.

Required: No

## InstanceId

(Optional) The command execution details for a specific managed node ID.

Type: String

Pattern: `(^i-(\w{8}|\w{17}))$|^mi-\w{17}$`

Required: No

## MaxResults

(Optional) The maximum number of items to return for this call. The call also returns a token that you can specify in a subsequent call to get the next set of results.

Type: Integer

Valid Range: Minimum value of 1. Maximum value of 50.

Required: No

## NextToken

(Optional) The token for the next set of items to return. (You received this token from a previous call.)

Type: String

Required: No

## Response Syntax

```
{
  "CommandInvocations": [
    {
      "CloudWatchOutputConfig": {
        "CloudWatchLogGroupName": "string",
        "CloudWatchOutputEnabled": boolean
      },
      "CommandId": "string",
      "CommandPlugins": [
        {
          "Name": "string",
          "Output": "string",
          "OutputS3BucketName": "string",
          "OutputS3KeyPrefix": "string",
          "OutputS3Region": "string",
          "ResponseCode": number,
          "ResponseFinishDateTime": number,
          "ResponseStartDateTime": number,
          "StandardErrorUrl": "string",
          "StandardOutputUrl": "string",
          "Status": "string",
          "StatusDetails": "string"
        }
      ],
      "Comment": "string",
      "DocumentName": "string",
      "DocumentVersion": "string",
      "InstanceId": "string",
      "InstanceName": "string",
      "NotificationConfig": {
        "NotificationArn": "string",
        "NotificationEvents": [ "string" ],
        "NotificationType": "string"
      },
      "RequestedDateTime": number,
      "ServiceRole": "string",
      "StandardErrorUrl": "string",

```

```
    "StandardOutputUrl": "string",
    "Status": "string",
    "StatusDetails": "string",
    "TraceOutput": "string"
  }
],
"NextToken": "string"
}
```

## Response Elements

If the action is successful, the service sends back an HTTP 200 response.

The following data is returned in JSON format by the service.

### CommandInvocations

(Optional) A list of all invocations.

Type: Array of [CommandInvocation](#) objects

### NextToken

(Optional) The token for the next set of items to return. (You received this token from a previous call.)

Type: String

## Errors

For information about the errors that are common to all actions, see [Common Errors](#).

### **InternalServerError**

An error occurred on the server side.

HTTP Status Code: 500

### **InvalidCommandId**

The specified command ID isn't valid. Verify the ID and try again.

HTTP Status Code: 400

## InvalidFilterKey

The specified key isn't valid.

HTTP Status Code: 400

## InvalidInstanceId

The following problems can cause this exception:

- You don't have permission to access the managed node.
- AWS Systems Manager Agent (SSM Agent) isn't running. Verify that SSM Agent is running.
- SSM Agent isn't registered with the SSM endpoint. Try reinstalling SSM Agent.
- The managed node isn't in a valid state. Valid states are: Running, Pending, Stopped, and Stopping. Invalid states are: Shutting-down and Terminated.

HTTP Status Code: 400

## InvalidNextToken

The specified token isn't valid.

HTTP Status Code: 400

## Examples

### Example

This example illustrates one usage of ListCommandInvocations.

### Sample Request

```
POST / HTTP/1.1
Host: ssm.us-east-2.amazonaws.com
Accept-Encoding: identity
X-Amz-Target: AmazonSSM.ListCommandInvocations
Content-Type: application/x-amz-json-1.1
User-Agent: aws-cli/2.0.0 Python/3.7.5 Windows/10 botocore/2.0.0dev4
X-Amz-Date: 20240221T000322Z
Authorization: AWS4-HMAC-SHA256 Credential=AKIAIOSFODNN7EXAMPLE/20240221/us-east-2/ssm/
aws4_request,
SignedHeaders=content-type;host;x-amz-date;x-amz-target, Signature=39c3b3042cd2aEXAMPLE
Content-Length: 53
```

```
{
  "CommandId": "4171bb3b-fe26-48ea-94fe-d1727b4d58e5"
}
```

## Sample Response

```
{
  "CommandInvocations": [
    {
      "CloudWatchOutputConfig": {
        "CloudWatchLogGroupName": "",
        "CloudWatchOutputEnabled": false
      },
      "CommandId": "4171bb3b-fe26-48ea-94fe-d1727EXAMPLE",
      "CommandPlugins": [],
      "Comment": "",
      "DocumentName": "AWS-FindWindowsUpdates",
      "DocumentVersion": "1",
      "InstanceId": "i-02573cafcfEXAMPLE",
      "InstanceName": "EXAMPLE-4J5FVEG.WORKGROUP",
      "NotificationConfig": {
        "NotificationArn": "arn:aws:sns:us-east-2:111122223333:my-us-east-2-
notification-arn",
        "NotificationEvents": [
          "All"
        ],
        "NotificationType": "Invocation"
      },
      "RequestedDateTime": 1579893879.775,
      "ServiceRole": "arn:aws:iam::111122223333:role/my-SNS-notifications-role",
      "StandardErrorUrl": "https://s3.us-east-2.amazonaws.com/amzn-s3-
demo-bucket/my-output/1231bb3b-fe26-48ea-94fe-d1727EXAMPLE/i-02573cafcfEXAMPLE/
awsrunPowerShellScript/0.awsrunPowerShellScript/stderr",
      "StandardOutputUrl": "https://s3.us-east-2.amazonaws.com/amzn-s3-
demo-bucket/my-output/1231bb3b-fe26-48ea-94fe-d1727EXAMPLE/i-02573cafcfEXAMPLE/
awsrunPowerShellScript/0.awsrunPowerShellScript/stdout",
      "Status": "Success",
      "StatusDetails": "Success"
    },
    {
      "CloudWatchOutputConfig": {
        "CloudWatchLogGroupName": "",

```

```
    "CloudWatchOutputEnabled": false
  },
  "CommandId": "4171bb3b-fe26-48ea-94fe-d1727EXAMPLE",
  "CommandPlugins": [],
  "Comment": "",
  "DocumentName": "AWS-FindWindowsUpdates",
  "DocumentVersion": "1",
  "InstanceId": "i-0471e04240EXAMPLE",
  "InstanceName": "EXAMPLE-A1PDOM8.WORKGROUP",
  "NotificationConfig": {
    "NotificationArn": "arn:aws:sns:us-east-2:111122223333:my-us-east-2-
notification-arn",
    "NotificationEvents": [
      "All"
    ],
    "NotificationType": "Invocation"
  },
  "RequestedDateTime": 1579893879.6,
  "ServiceRole": "arn:aws:iam::111122223333:role/my-SNS-notifications-role",
  "StandardErrorUrl": "https://s3.us-east-2.amazonaws.com/amzn-s3-
demo-bucket/my-output/4171bb3b-fe26-48ea-94fe-d1727EXAMPLE/i-0471e04240EXAMPLE/
awsrunPowerShellScript/0.awsrunPowerShellScript/stderr",
  "StandardOutputUrl": "https://s3.us-east-2.amazonaws.com/amzn-s3-
demo-bucket/my-output/4171bb3b-fe26-48ea-94fe-d1727EXAMPLE/i-0471e04240EXAMPLE/
awsrunPowerShellScript/0.awsrunPowerShellScript/stdout",
  "Status": "Success",
  "StatusDetails": "Success"
}
]
```

## See Also

For more information about using this API in one of the language-specific AWS SDKs, see the following:

- [AWS Command Line Interface](#)
- [AWS SDK for .NET](#)
- [AWS SDK for C++](#)
- [AWS SDK for Go v2](#)
- [AWS SDK for Java V2](#)



- [AWS SDK for JavaScript V3](#)
- [AWS SDK for PHP V3](#)
- [AWS SDK for Python](#)
- [AWS SDK for Ruby V3](#)

# ListCommands

Lists the commands requested by users of the AWS account.

## Request Syntax

```
{
  "CommandId": "string",
  "Filters": [
    {
      "key": "string",
      "value": "string"
    }
  ],
  "InstanceId": "string",
  "MaxResults": number,
  "NextToken": "string"
}
```

## Request Parameters

For information about the parameters that are common to all actions, see [Common Parameters](#).

The request accepts the following data in JSON format.

### CommandId

(Optional) If provided, lists only the specified command.

Type: String

Length Constraints: Fixed length of 36.

Required: No

### Filters

(Optional) One or more filters. Use a filter to return a more specific list of results.

Type: Array of [CommandFilter](#) objects

Array Members: Minimum number of 1 item. Maximum number of 5 items.

Required: No

## InstanceId

(Optional) Lists commands issued against this managed node ID.

### Note

You can't specify a managed node ID in the same command that you specify `Status = Pending`. This is because the command hasn't reached the managed node yet.

Type: String

Pattern: `(^i-(\w{8}|\w{17})$)|(^mi-\w{17}$)`

Required: No

## MaxResults

(Optional) The maximum number of items to return for this call. The call also returns a token that you can specify in a subsequent call to get the next set of results.

Type: Integer

Valid Range: Minimum value of 1. Maximum value of 50.

Required: No

## NextToken

(Optional) The token for the next set of items to return. (You received this token from a previous call.)

Type: String

Required: No

## Response Syntax

```
{
  "Commands": [
    {
      "AlarmConfiguration": {
        "Alarms": [
          {
```

```
        "Name": "string"
      }
    ],
    "IgnorePollAlarmFailure": boolean
  },
  "CloudWatchOutputConfig": {
    "CloudWatchLogGroupName": "string",
    "CloudWatchOutputEnabled": boolean
  },
  "CommandId": "string",
  "Comment": "string",
  "CompletedCount": number,
  "DeliveryTimedOutCount": number,
  "DocumentName": "string",
  "DocumentVersion": "string",
  "ErrorCount": number,
  "ExpiresAfter": number,
  "InstanceIds": [ "string" ],
  "MaxConcurrency": "string",
  "MaxErrors": "string",
  "NotificationConfig": {
    "NotificationArn": "string",
    "NotificationEvents": [ "string" ],
    "NotificationType": "string"
  },
  "OutputS3BucketName": "string",
  "OutputS3KeyPrefix": "string",
  "OutputS3Region": "string",
  "Parameters": {
    "string" : [ "string" ]
  },
  "RequestedDateTime": number,
  "ServiceRole": "string",
  "Status": "string",
  "StatusDetails": "string",
  "TargetCount": number,
  "Targets": [
    {
      "Key": "string",
      "Values": [ "string" ]
    }
  ],
  "TimeoutSeconds": number,
  "TriggeredAlarms": [
```

```
    {
      "Name": "string",
      "State": "string"
    }
  ],
  "NextToken": "string"
}
```

## Response Elements

If the action is successful, the service sends back an HTTP 200 response.

The following data is returned in JSON format by the service.

### Commands

(Optional) The list of commands requested by the user.

Type: Array of [Command](#) objects

### NextToken

(Optional) The token for the next set of items to return. (You received this token from a previous call.)

Type: String

## Errors

For information about the errors that are common to all actions, see [Common Errors](#).

### **InternalServerError**

An error occurred on the server side.

HTTP Status Code: 500

### **InvalidCommandId**

The specified command ID isn't valid. Verify the ID and try again.

HTTP Status Code: 400

## InvalidFilterKey

The specified key isn't valid.

HTTP Status Code: 400

## InvalidInstanceId

The following problems can cause this exception:

- You don't have permission to access the managed node.
- AWS Systems Manager Agent (SSM Agent) isn't running. Verify that SSM Agent is running.
- SSM Agent isn't registered with the SSM endpoint. Try reinstalling SSM Agent.
- The managed node isn't in a valid state. Valid states are: Running, Pending, Stopped, and Stopping. Invalid states are: Shutting-down and Terminated.

HTTP Status Code: 400

## InvalidNextToken

The specified token isn't valid.

HTTP Status Code: 400

## Examples

### Example

This example illustrates one usage of ListCommands.

### Sample Request

```
POST / HTTP/1.1
Host: ssm.us-east-2.amazonaws.com
Accept-Encoding: identity
X-Amz-Target: AmazonSSM.ListCommands
Content-Type: application/x-amz-json-1.1
User-Agent: aws-cli/2.0.0 Python/3.7.5 Windows/10 botocore/2.0.0dev4
X-Amz-Date: 20240221T002657Z
Authorization: AWS4-HMAC-SHA256 Credential=AKIAIOSFODNN7EXAMPLE/20240221/us-east-2/ssm/
aws4_request,
SignedHeaders=content-type;host;x-amz-date;x-amz-target, Signature=39c3b3042cd2aEXAMPLE
Content-Length: 53
```

```
{
  "CommandId": "088e4813-f292-48b3-8180-d8be9EXAMPLE"
}
```

## Sample Response

```
{
  "Commands": [
    {
      "CloudWatchOutputConfig": {
        "CloudWatchLogGroupName": "my-log-group",
        "CloudWatchOutputEnabled": true
      },
      "CommandId": "088e4813-f292-48b3-8180-d8be9EXAMPLE",
      "Comment": "",
      "CompletedCount": 0,
      "DeliveryTimedOutCount": 0,
      "DocumentName": "AWS-InstallMissingWindowsUpdates",
      "DocumentVersion": "1",
      "ErrorCount": 0,
      "ExpiresAfter": 1582248743.188,
      "InstanceIds": [],
      "Interactive": false,
      "MaxConcurrency": "2",
      "MaxErrors": "3",
      "NotificationConfig": {
        "NotificationArn": "arn:aws:sns:us-east-2:111122223333:my-us-east-2-
notification-arn",
        "NotificationEvents": [
          "All"
        ],
        "NotificationType": "Command"
      },
      "OutputS3BucketName": "amzn-s3-demo-bucket",
      "OutputS3KeyPrefix": "my-prefix",
      "Parameters": {
        "ExcludeKbArticleIds": [
          ""
        ],
        "UpdateLevel": [
          "All"
        ]
      }
    }
  ]
}
```

```
    },
    "RequestedDateTime": 1582244543.188,
    "ServiceRole": "arn:aws:iam::111122223333:role/my-SNS-notifications-role",
    "Status": "InProgress",
    "StatusDetails": "InProgress",
    "TargetCount": 5,
    "Targets": [
      {
        "Key": "InstanceIds",
        "Values": [
          "i-09c350ed76EXAMPLE",
          "i-07be1baa4aEXAMPLE",
          "i-00ec29b21eEXAMPLE",
          "i-09911ddd90EXAMPLE",
          "i-017431b35cEXAMPLE"
        ]
      }
    ]
  }
]
```

## See Also

For more information about using this API in one of the language-specific AWS SDKs, see the following:

- [AWS Command Line Interface](#)
- [AWS SDK for .NET](#)
- [AWS SDK for C++](#)
- [AWS SDK for Go v2](#)
- [AWS SDK for Java V2](#)
- [AWS SDK for JavaScript V3](#)
- [AWS SDK for PHP V3](#)
- [AWS SDK for Python](#)
- [AWS SDK for Ruby V3](#)



# ListComplianceItems

For a specified resource ID, this API operation returns a list of compliance statuses for different resource types. Currently, you can only specify one resource ID per call. List results depend on the criteria specified in the filter.

## Request Syntax

```
{
  "Filters": [
    {
      "Key": "string",
      "Type": "string",
      "Values": [ "string" ]
    }
  ],
  "MaxResults": number,
  "NextToken": "string",
  "ResourceIds": [ "string" ],
  "ResourceTypes": [ "string" ]
}
```

## Request Parameters

For information about the parameters that are common to all actions, see [Common Parameters](#).

The request accepts the following data in JSON format.

### Filters

One or more compliance filters. Use a filter to return a more specific list of results.

Type: Array of [ComplianceStringFilter](#) objects

Required: No

### MaxResults

The maximum number of items to return for this call. The call also returns a token that you can specify in a subsequent call to get the next set of results.

Type: Integer

Valid Range: Minimum value of 1. Maximum value of 50.

Required: No

### NextToken

A token to start the list. Use this token to get the next set of results.

Type: String

Required: No

### ResourceIds

The ID for the resources from which to get compliance information. Currently, you can only specify one resource ID.

Type: Array of strings

Array Members: Minimum number of 1 item.

Length Constraints: Minimum length of 1. Maximum length of 100.

Required: No

### ResourceTypes

The type of resource from which to get compliance information. Currently, the only supported resource type is ManagedInstance.

Type: Array of strings

Array Members: Minimum number of 1 item.

Length Constraints: Minimum length of 1. Maximum length of 50.

Required: No

## Response Syntax

```
{
  "ComplianceItems": [
    {
      "ComplianceType": "string",
      "Details": {
```

```
    "string" : "string"
  },
  "ExecutionSummary": {
    "ExecutionId": "string",
    "ExecutionTime": number,
    "ExecutionType": "string"
  },
  "Id": "string",
  "ResourceId": "string",
  "ResourceType": "string",
  "Severity": "string",
  "Status": "string",
  "Title": "string"
}
],
"NextToken": "string"
}
```

## Response Elements

If the action is successful, the service sends back an HTTP 200 response.

The following data is returned in JSON format by the service.

### ComplianceItems

A list of compliance information for the specified resource ID.

Type: Array of [ComplianceItem](#) objects

### NextToken

The token for the next set of items to return. Use this token to get the next set of results.

Type: String

## Errors

For information about the errors that are common to all actions, see [Common Errors](#).

### **InternalServerError**

An error occurred on the server side.

HTTP Status Code: 500

### **InvalidFilter**

The filter name isn't valid. Verify the you entered the correct name and try again.

HTTP Status Code: 400

### **InvalidNextToken**

The specified token isn't valid.

HTTP Status Code: 400

### **InvalidResourceId**

The resource ID isn't valid. Verify that you entered the correct ID and try again.

HTTP Status Code: 400

### **InvalidResourceType**

The resource type isn't valid. For example, if you are attempting to tag an EC2 instance, the instance must be a registered managed node.

HTTP Status Code: 400

## **Examples**

### **Example**

This example illustrates one usage of `ListComplianceItems`.

### **Sample Request**

```
POST / HTTP/1.1
Host: ssm.us-east-2.amazonaws.com
Accept-Encoding: identity
X-Amz-Target: AmazonSSM.ListComplianceItems
Content-Type: application/x-amz-json-1.1
User-Agent: aws-cli/1.17.12 Python/3.6.8 Darwin/18.7.0 botocore/1.14.12
X-Amz-Date: 20240401T173645Z
Authorization: AWS4-HMAC-SHA256 Credential=AKIAIOSFODNN7EXAMPLE/20240401/us-east-2/ssm/
aws4_request,
SignedHeaders=content-type;host;x-amz-date;x-amz-target, Signature=39c3b3042cd2aEXAMPLE
```

Content-Length: 40

```
{
  "ResourceIds": [
    "i-0cb99161f6EXAMPLE"
  ]
}
```

## Sample Response

```
{
  "ComplianceItems": [
    {
      "ComplianceType": "Association",
      "ResourceType": "ManagedInstance",
      "ResourceId": "i-0cb99161f6EXAMPLE",
      "Id": "bdf308d4-b431-440d-a2ee-dcca7EXAMPLE",
      "Title": "",
      "Status": "COMPLIANT",
      "Severity": "UNSPECIFIED",
      "ExecutionSummary": {
        "ExecutionTime": 1585761335
      },
      "Details": {
        "DocumentName": "AWS-GatherSoftwareInventory",
        "DocumentVersion": "1"
      }
    },
    {
      "ComplianceType": "Association",
      "ResourceType": "ManagedInstance",
      "ResourceId": "i-0cb99161f6EXAMPLE",
      "Id": "fa94c678-85c6-4d40-926b-7c791EXAMPLE",
      "Title": "",
      "Status": "COMPLIANT",
      "Severity": "HIGH",
      "ExecutionSummary": {
        "ExecutionTime": 1585761335
      },
      "Details": {
        "DocumentName": "AWS-UpdateSSMAgent",
        "DocumentVersion": "1"
      }
    }
  ]
}
```

```
    }  
  ]  
}
```

## See Also

For more information about using this API in one of the language-specific AWS SDKs, see the following:

- [AWS Command Line Interface](#)
- [AWS SDK for .NET](#)
- [AWS SDK for C++](#)
- [AWS SDK for Go v2](#)
- [AWS SDK for Java V2](#)
- [AWS SDK for JavaScript V3](#)
- [AWS SDK for PHP V3](#)
- [AWS SDK for Python](#)
- [AWS SDK for Ruby V3](#)

# ListComplianceSummaries

Returns a summary count of compliant and non-compliant resources for a compliance type. For example, this call can return State Manager associations, patches, or custom compliance types according to the filter criteria that you specify.

## Request Syntax

```
{
  "Filters": [
    {
      "Key": "string",
      "Type": "string",
      "Values": [ "string" ]
    }
  ],
  "MaxResults": number,
  "NextToken": "string"
}
```

## Request Parameters

For information about the parameters that are common to all actions, see [Common Parameters](#).

The request accepts the following data in JSON format.

### Filters

One or more compliance or inventory filters. Use a filter to return a more specific list of results.

Type: Array of [ComplianceStringFilter](#) objects

Required: No

### MaxResults

The maximum number of items to return for this call. Currently, you can specify null or 50. The call also returns a token that you can specify in a subsequent call to get the next set of results.

Type: Integer

Valid Range: Minimum value of 1. Maximum value of 50.

Required: No

### NextToken

A token to start the list. Use this token to get the next set of results.

Type: String

Required: No

## Response Syntax

```
{
  "ComplianceSummaryItems": [
    {
      "ComplianceType": "string",
      "CompliantSummary": {
        "CompliantCount": number,
        "SeveritySummary": {
          "CriticalCount": number,
          "HighCount": number,
          "InformationalCount": number,
          "LowCount": number,
          "MediumCount": number,
          "UnspecifiedCount": number
        }
      },
    },
    "NonCompliantSummary": {
      "NonCompliantCount": number,
      "SeveritySummary": {
        "CriticalCount": number,
        "HighCount": number,
        "InformationalCount": number,
        "LowCount": number,
        "MediumCount": number,
        "UnspecifiedCount": number
      }
    }
  ],
  "NextToken": "string"
}
```



## Response Elements

If the action is successful, the service sends back an HTTP 200 response.

The following data is returned in JSON format by the service.

### [ComplianceSummaryItems](#)

A list of compliant and non-compliant summary counts based on compliance types. For example, this call returns State Manager associations, patches, or custom compliance types according to the filter criteria that you specified.

Type: Array of [ComplianceSummaryItem](#) objects

### [NextToken](#)

The token for the next set of items to return. Use this token to get the next set of results.

Type: String

## Errors

For information about the errors that are common to all actions, see [Common Errors](#).

### **InternalServerError**

An error occurred on the server side.

HTTP Status Code: 500

### **InvalidFilter**

The filter name isn't valid. Verify the you entered the correct name and try again.

HTTP Status Code: 400

### **InvalidNextToken**

The specified token isn't valid.

HTTP Status Code: 400

# Examples

## Example

This example illustrates one usage of ListComplianceSummaries.

### Sample Request

```
POST / HTTP/1.1
Host: ssm.us-east-2.amazonaws.com
Accept-Encoding: identity
X-Amz-Target: AmazonSSM.ListComplianceSummaries
Content-Type: application/x-amz-json-1.1
User-Agent: aws-cli/1.17.12 Python/3.6.8 Darwin/18.7.0 botocore/1.14.12
X-Amz-Date: 20240401T174348Z
Authorization: AWS4-HMAC-SHA256 Credential=AKIAIOSFODNN7EXAMPLE/20240401/us-east-2/ssm/
aws4_request,
SignedHeaders=content-type;host;x-amz-date;x-amz-target, Signature=39c3b3042cd2aEXAMPLE
Content-Length: 2
```

### Sample Response

```
{
  "ComplianceSummaryItems": [
    {
      "ComplianceType": "FleetTotal",
      "CompliantSummary": {
        "CompliantCount": 1,
        "SeveritySummary": {
          "CriticalCount": 0,
          "HighCount": 1,
          "InformationalCount": 0,
          "LowCount": 0,
          "MediumCount": 0,
          "UnspecifiedCount": 0
        }
      },
      "NonCompliantSummary": {
        "NonCompliantCount": 2,
        "SeveritySummary": {
          "CriticalCount": 0,
          "HighCount": 0,
          "InformationalCount": 0,
          "LowCount": 0,
          "MediumCount": 0,
          "UnspecifiedCount": 0
        }
      }
    }
  ]
}
```

```
        "LowCount": 0,
        "MediumCount": 0,
        "UnspecifiedCount": 2
    }
}
},
{
    "ComplianceType": "Association",
    "CompliantSummary": {
        "CompliantCount": 3,
        "SeveritySummary": {
            "CriticalCount": 0,
            "HighCount": 2,
            "InformationalCount": 0,
            "LowCount": 0,
            "MediumCount": 0,
            "UnspecifiedCount": 1
        }
    },
    "NonCompliantSummary": {
        "NonCompliantCount": 0,
        "SeveritySummary": {
            "CriticalCount": 0,
            "HighCount": 0,
            "InformationalCount": 0,
            "LowCount": 0,
            "MediumCount": 0,
            "UnspecifiedCount": 0
        }
    }
},
{
    "ComplianceType": "Patch",
    "CompliantSummary": {
        "CompliantCount": 1,
        "SeveritySummary": {
            "CriticalCount": 0,
            "HighCount": 0,
            "InformationalCount": 0,
            "LowCount": 0,
            "MediumCount": 0,
            "UnspecifiedCount": 1
        }
    }
},
```

```
    "NonCompliantSummary": {
      "NonCompliantCount": 2,
      "SeveritySummary": {
        "CriticalCount": 0,
        "HighCount": 0,
        "InformationalCount": 0,
        "LowCount": 0,
        "MediumCount": 0,
        "UnspecifiedCount": 2
      }
    }
  ]
}
```

## See Also

For more information about using this API in one of the language-specific AWS SDKs, see the following:

- [AWS Command Line Interface](#)
- [AWS SDK for .NET](#)
- [AWS SDK for C++](#)
- [AWS SDK for Go v2](#)
- [AWS SDK for Java V2](#)
- [AWS SDK for JavaScript V3](#)
- [AWS SDK for PHP V3](#)
- [AWS SDK for Python](#)
- [AWS SDK for Ruby V3](#)

# ListDocumentMetadataHistory

Information about approval reviews for a version of a change template in Change Manager.

## Request Syntax

```
{
  "DocumentVersion": "string",
  "MaxResults": number,
  "Metadata": "string",
  "Name": "string",
  "NextToken": "string"
}
```

## Request Parameters

For information about the parameters that are common to all actions, see [Common Parameters](#).

The request accepts the following data in JSON format.

### DocumentVersion

The version of the change template.

Type: String

Pattern: ( $[\$]LATEST|[\$]DEFAULT|^[1-9][0-9]*\$$ )

Required: No

### MaxResults

The maximum number of items to return for this call. The call also returns a token that you can specify in a subsequent call to get the next set of results.

Type: Integer

Valid Range: Minimum value of 1. Maximum value of 50.

Required: No

### Metadata

The type of data for which details are being requested. Currently, the only supported value is DocumentReviews.

Type: String

Valid Values: DocumentReviews

Required: Yes

### Name

The name of the change template.

Type: String

Pattern: `^[a-zA-Z0-9_\-\.]{3,128}$`

Required: Yes

### NextToken

The token for the next set of items to return. (You received this token from a previous call.)

Type: String

Required: No

## Response Syntax

```
{
  "Author": "string",
  "DocumentVersion": "string",
  "Metadata": {
    "ReviewerResponse": [
      {
        "Comment": [
          {
            "Content": "string",
            "Type": "string"
          }
        ],
        "CreateTime": number,
        "Reviewer": "string",
        "ReviewStatus": "string",
        "UpdateTime": number
      }
    ]
  }
}
```

```
  },  
  "Name": "string",  
  "NextToken": "string"  
}
```

## Response Elements

If the action is successful, the service sends back an HTTP 200 response.

The following data is returned in JSON format by the service.

### Author

The user ID of the person in the organization who requested the review of the change template.

Type: String

### DocumentVersion

The version of the change template.

Type: String

Pattern: ( $[\$]LATEST|[\$]DEFAULT|^[1-9][0-9]*\$$ )

### Metadata

Information about the response to the change template approval request.

Type: [DocumentMetadataResponseInfo](#) object

### Name

The name of the change template.

Type: String

Pattern:  $^[a-zA-Z0-9_\-\.\ ]\{3,128\}\$$

### NextToken

The maximum number of items to return for this call. The call also returns a token that you can specify in a subsequent call to get the next set of results.

Type: String

## Errors

For information about the errors that are common to all actions, see [Common Errors](#).

### InternalServerError

An error occurred on the server side.

HTTP Status Code: 500

### InvalidDocument

The specified SSM document doesn't exist.

HTTP Status Code: 400

### InvalidDocumentVersion

The document version isn't valid or doesn't exist.

HTTP Status Code: 400

### InvalidNextToken

The specified token isn't valid.

HTTP Status Code: 400

## Examples

### Example

This example illustrates one usage of ListDocumentMetadataHistory.

### Sample Request

```
POST / HTTP/1.1
Host: ssm.us-east-2.amazonaws.com
Accept-Encoding: identity
X-Amz-Target: AmazonSSM.ListDocumentMetadataHistory
Content-Type: application/x-amz-json-1.1
User-Agent: aws-cli/1.17.12 Python/3.6.8 Darwin/18.7.0 botocore/1.14.12
X-Amz-Date: 20240730T154930Z
```



```
Authorization: AWS4-HMAC-SHA256 Credential=AKIAIOSFODNN7EXAMPLE/20240730/us-east-2/ssm/
aws4_request,
SignedHeaders=content-type;host;x-amz-date;x-amz-target, Signature=39c3b3042cd2aEXAMPLE
Content-Length: 68
```

```
{
  "Name": "MyChangeManagerTemplate",
  "Metadata": "DocumentReviews"
}
```

## Sample Response

```
{
  "Name": "MyChangeManagerTemplate",
  "DocumentVersion": "1",
  "Author": "arn:aws:iam::111122223333:user/JohnDoe",
  "Metadata": {
    "ReviewerResponse": [
      {
        "CreateTime": "2024-07-30T11:58:28.025000-07:00",
        "UpdateTime": "2024-07-30T12:01:19.274000-07:00",
        "ReviewStatus": "APPROVED",
        "Comment": [
          {
            "Type": "COMMENT",
            "Content": "I approve this template version"
          }
        ],
        "Reviewer": "arn:aws:iam::111122223333:user/ShirleyRodriguez"
      },
      {
        "CreateTime": "2024-07-30T11:58:28.025000-07:00",
        "UpdateTime": "2024-07-30T11:58:28.025000-07:00",
        "ReviewStatus": "PENDING"
      }
    ]
  }
}
```

## See Also

For more information about using this API in one of the language-specific AWS SDKs, see the following:

- [AWS Command Line Interface](#)
- [AWS SDK for .NET](#)
- [AWS SDK for C++](#)
- [AWS SDK for Go v2](#)
- [AWS SDK for Java V2](#)
- [AWS SDK for JavaScript V3](#)
- [AWS SDK for PHP V3](#)
- [AWS SDK for Python](#)
- [AWS SDK for Ruby V3](#)

# ListDocuments

Returns all Systems Manager (SSM) documents in the current AWS account and AWS Region. You can limit the results of this request by using a filter.

## Request Syntax

```
{
  "DocumentFilterList": [
    {
      "key": "string",
      "value": "string"
    }
  ],
  "Filters": [
    {
      "Key": "string",
      "Values": [ "string" ]
    }
  ],
  "MaxResults": number,
  "NextToken": "string"
}
```

## Request Parameters

For information about the parameters that are common to all actions, see [Common Parameters](#).

The request accepts the following data in JSON format.

### DocumentFilterList

This data type is deprecated. Instead, use `Filters`.

Type: Array of [DocumentFilter](#) objects

Array Members: Minimum number of 1 item.

Required: No

## Filters

One or more `DocumentKeyValuesFilter` objects. Use a filter to return a more specific list of results. For keys, you can specify one or more key-value pair tags that have been applied to a document. Other valid keys include `Owner`, `Name`, `PlatformTypes`, `DocumentType`, and `TargetType`. For example, to return documents you own use `Key=Owner, Values=Self`. To specify a custom key-value pair, use the format `Key=tag: tagName, Values=valueName`.

### **Note**

This API operation only supports filtering documents by using a single tag key and one or more tag values. For example:  
`Key=tag: tagName, Values=valueName1, valueName2`

Type: Array of [DocumentKeyValuesFilter](#) objects

Array Members: Minimum number of 0 items. Maximum number of 6 items.

Required: No

## MaxResults

The maximum number of items to return for this call. The call also returns a token that you can specify in a subsequent call to get the next set of results.

Type: Integer

Valid Range: Minimum value of 1. Maximum value of 50.

Required: No

## NextToken

The token for the next set of items to return. (You received this token from a previous call.)

Type: String

Required: No

## Response Syntax

```
{
```

```
"DocumentIdentifiers": [  
  {  
    "Author": "string",  
    "CreateDate": number,  
    "DisplayName": "string",  
    "DocumentFormat": "string",  
    "DocumentType": "string",  
    "DocumentVersion": "string",  
    "Name": "string",  
    "Owner": "string",  
    "PlatformTypes": [ "string" ],  
    "Requires": [  
      {  
        "Name": "string",  
        "RequireType": "string",  
        "Version": "string",  
        "VersionName": "string"  
      }  
    ],  
    "ReviewStatus": "string",  
    "SchemaVersion": "string",  
    "Tags": [  
      {  
        "Key": "string",  
        "Value": "string"  
      }  
    ],  
    "TargetType": "string",  
    "VersionName": "string"  
  }  
],  
"NextToken": "string"  
}
```

## Response Elements

If the action is successful, the service sends back an HTTP 200 response.

The following data is returned in JSON format by the service.

### DocumentIdentifiers

The names of the SSM documents.

Type: Array of [DocumentIdentifier](#) objects

### [NextToken](#)

The token to use when requesting the next set of items. If there are no additional items to return, the string is empty.

Type: String

## Errors

For information about the errors that are common to all actions, see [Common Errors](#).

### InternalServerError

An error occurred on the server side.

HTTP Status Code: 500

### InvalidFilterKey

The specified key isn't valid.

HTTP Status Code: 400

### InvalidNextToken

The specified token isn't valid.

HTTP Status Code: 400

## Examples

### Example

This example illustrates one usage of ListDocuments.

### Sample Request

```
POST / HTTP/1.1
Host: ssm.us-east-2.amazonaws.com
Accept-Encoding: identity
X-Amz-Target: AmazonSSM.ListDocuments
```

```
Content-Type: application/x-amz-json-1.1
User-Agent: aws-cli/1.17.12 Python/3.6.8 Darwin/18.7.0 botocore/1.14.12
X-Amz-Date: 20240325T150301Z
Authorization: AWS4-HMAC-SHA256 Credential=AKIAIOSFODNN7EXAMPLE/20240325/us-east-2/ssm/
aws4_request,
SignedHeaders=content-type;host;x-amz-date;x-amz-target, Signature=39c3b3042cd2aEXAMPLE
Content-Length: 97
```

```
{
  "Filters": [
    {
      "Key": "Owner",
      "Values": [
        "Self"
      ]
    },
    {
      "Key": "tag:DocUse",
      "Values": [
        "Testing"
      ]
    }
  ]
}
```

## Sample Response

```
{
  "DocumentIdentifiers": [
    {
      "CreateDate": 1486594364.541,
      "DocumentFormat": "YAML",
      "DocumentType": "Automation",
      "DocumentVersion": "1",
      "DisplayName": "ExampleDoc",
      "Name": "Example",
      "Owner": "111122223333",
      "PlatformTypes": [
        "Windows",
        "Linux"
      ],
      "SchemaVersion": "0.3",
      "Tags": [
```

```
{
  "Key": "DocUse",
  "Value": "Testing"
}
]
```

## See Also

For more information about using this API in one of the language-specific AWS SDKs, see the following:

- [AWS Command Line Interface](#)
- [AWS SDK for .NET](#)
- [AWS SDK for C++](#)
- [AWS SDK for Go v2](#)
- [AWS SDK for Java V2](#)
- [AWS SDK for JavaScript V3](#)
- [AWS SDK for PHP V3](#)
- [AWS SDK for Python](#)
- [AWS SDK for Ruby V3](#)



# ListDocumentVersions

List all versions for a document.

## Request Syntax

```
{
  "MaxResults": number,
  "Name": "string",
  "NextToken": "string"
}
```

## Request Parameters

For information about the parameters that are common to all actions, see [Common Parameters](#).

The request accepts the following data in JSON format.

### [MaxResults](#)

The maximum number of items to return for this call. The call also returns a token that you can specify in a subsequent call to get the next set of results.

Type: Integer

Valid Range: Minimum value of 1. Maximum value of 50.

Required: No

### [Name](#)

The name of the document. You can specify an Amazon Resource Name (ARN).

Type: String

Pattern: `^[a-zA-Z0-9_\-.:/]{3,128}$`

Required: Yes

### [NextToken](#)

The token for the next set of items to return. (You received this token from a previous call.)

Type: String

Required: No

## Response Syntax

```
{
  "DocumentVersions": [
    {
      "CreatedDate": number,
      "DisplayName": "string",
      "DocumentFormat": "string",
      "DocumentVersion": "string",
      "IsDefaultVersion": boolean,
      "Name": "string",
      "ReviewStatus": "string",
      "Status": "string",
      "StatusInformation": "string",
      "VersionName": "string"
    }
  ],
  "NextToken": "string"
}
```

## Response Elements

If the action is successful, the service sends back an HTTP 200 response.

The following data is returned in JSON format by the service.

### [DocumentVersions](#)

The document versions.

Type: Array of [DocumentVersionInfo](#) objects

Array Members: Minimum number of 1 item.

### [NextToken](#)

The token to use when requesting the next set of items. If there are no additional items to return, the string is empty.

Type: String

## Errors

For information about the errors that are common to all actions, see [Common Errors](#).

### InternalServerError

An error occurred on the server side.

HTTP Status Code: 500

### InvalidDocument

The specified SSM document doesn't exist.

HTTP Status Code: 400

### InvalidNextToken

The specified token isn't valid.

HTTP Status Code: 400

## Examples

### Example

This example illustrates one usage of ListDocumentVersions.

### Sample Request

```
POST / HTTP/1.1
Host: ssm.us-east-2.amazonaws.com
Accept-Encoding: identity
X-Amz-Target: AmazonSSM.ListDocumentVersions
Content-Type: application/x-amz-json-1.1
User-Agent: aws-cli/1.17.12 Python/3.6.8 Darwin/18.7.0 botocore/1.14.12
X-Amz-Date: 20240325T151751Z
Authorization: AWS4-HMAC-SHA256 Credential=AKIAIOSFODNN7EXAMPLE/20240325/us-east-2/ssm/
aws4_request,
SignedHeaders=content-type;host;x-amz-date;x-amz-target, Signature=39c3b3042cd2aEXAMPLE
```

```
Content-Length: 30
```

```
{  
  "Name": "AWS-UpdateSSMAgent"  
}
```

## Sample Response

```
{  
  "DocumentVersions": [  
    {  
      "CreateDate": 1486594364.541,  
      "DisplayName": "ExampleDoc",  
      "DocumentFormat": "JSON",  
      "DocumentVersion": "1",  
      "IsDefaultVersion": true,  
      "Name": "AWS-UpdateSSMAgent",  
      "Status": "Active"  
    }  
  ]  
}
```

## See Also

For more information about using this API in one of the language-specific AWS SDKs, see the following:

- [AWS Command Line Interface](#)
- [AWS SDK for .NET](#)
- [AWS SDK for C++](#)
- [AWS SDK for Go v2](#)
- [AWS SDK for Java V2](#)
- [AWS SDK for JavaScript V3](#)
- [AWS SDK for PHP V3](#)
- [AWS SDK for Python](#)
- [AWS SDK for Ruby V3](#)

# ListInventoryEntries

A list of inventory items returned by the request.

## Request Syntax

```
{
  "Filters": [
    {
      "Key": "string",
      "Type": "string",
      "Values": [ "string" ]
    }
  ],
  "InstanceId": "string",
  "MaxResults": number,
  "NextToken": "string",
  "TypeName": "string"
}
```

## Request Parameters

For information about the parameters that are common to all actions, see [Common Parameters](#).

The request accepts the following data in JSON format.

### Filters

One or more filters. Use a filter to return a more specific list of results.

Type: Array of [InventoryFilter](#) objects

Array Members: Minimum number of 1 item. Maximum number of 5 items.

Required: No

### InstanceId

The managed node ID for which you want inventory information.

Type: String

Pattern:  $(^i-(\w{8}|\w{17}))$)|(^mi-\w{17}$)$

Required: Yes

### MaxResults

The maximum number of items to return for this call. The call also returns a token that you can specify in a subsequent call to get the next set of results.

Type: Integer

Valid Range: Minimum value of 1. Maximum value of 50.

Required: No

### NextToken

The token for the next set of items to return. (You received this token from a previous call.)

Type: String

Required: No

### TypeName

The type of inventory item for which you want information.

Type: String

Length Constraints: Minimum length of 1. Maximum length of 100.

Pattern:  $^(AWS|Custom):.*$$

Required: Yes

## Response Syntax

```
{
  "CaptureTime": "string",
  "Entries": [
    {
      "string" : "string"
    }
  ]
}
```

```
],  
  "InstanceId": "string",  
  "NextToken": "string",  
  "SchemaVersion": "string",  
  "TypeName": "string"  
}
```

## Response Elements

If the action is successful, the service sends back an HTTP 200 response.

The following data is returned in JSON format by the service.

### CaptureTime

The time that inventory information was collected for the managed nodes.

Type: String

Pattern:  $^(20)[0-9][0-9]-(0[1-9]|1[012])-([12][0-9]|3[01]|0[1-9])(T)(2[0-3]|[0-1][0-9])(:[0-5][0-9])(:[0-5][0-9])(Z)$$

### Entries

A list of inventory items on the managed nodes.

Type: Array of string to string maps

Array Members: Minimum number of 0 items. Maximum number of 10000 items.

Map Entries: Minimum number of 0 items. Maximum number of 50 items.

Key Length Constraints: Minimum length of 1. Maximum length of 64.

Value Length Constraints: Minimum length of 0. Maximum length of 4096.

### InstanceId

The managed node ID targeted by the request to query inventory information.

Type: String

Pattern:  $(^i-(\w{8}|\w{17}))$|^mi-\w{17}$$

## NextToken

The token to use when requesting the next set of items. If there are no additional items to return, the string is empty.

Type: String

## SchemaVersion

The inventory schema version used by the managed nodes.

Type: String

Pattern: `^([0-9]{1,6})(\.[0-9]{1,6})$`

## TypeName

The type of inventory item returned by the request.

Type: String

Length Constraints: Minimum length of 1. Maximum length of 100.

Pattern: `^(AWS|Custom):.*$`

## Errors

For information about the errors that are common to all actions, see [Common Errors](#).

### **InternalServerError**

An error occurred on the server side.

HTTP Status Code: 500

### **InvalidFilter**

The filter name isn't valid. Verify the you entered the correct name and try again.

HTTP Status Code: 400

### **InvalidInstanceId**

The following problems can cause this exception:

- You don't have permission to access the managed node.



- AWS Systems Manager Agent (SSM Agent) isn't running. Verify that SSM Agent is running.
- SSM Agent isn't registered with the SSM endpoint. Try reinstalling SSM Agent.
- The managed node isn't in a valid state. Valid states are: Running, Pending, Stopped, and Stopping. Invalid states are: Shutting-down and Terminated.

HTTP Status Code: 400

### **InvalidNextToken**

The specified token isn't valid.

HTTP Status Code: 400

### **InvalidTypeNameException**

The parameter type name isn't valid.

HTTP Status Code: 400

## **Examples**

### **Example**

This example illustrates one usage of `ListInventoryEntries`.

### **Sample Request**

```
POST / HTTP/1.1
Host: ssm.us-east-2.amazonaws.com
Accept-Encoding: identity
X-Amz-Target: AmazonSSM.ListInventoryEntries
Content-Type: application/x-amz-json-1.1
User-Agent: aws-cli/1.17.12 Python/3.6.8 Darwin/18.7.0 boto3/1.14.12
X-Amz-Date: 20240330T154930Z
Authorization: AWS4-HMAC-SHA256 Credential=AKIAIOSFODNN7EXAMPLE/20240330/us-east-2/ssm/
aws4_request,
SignedHeaders=content-type;host;x-amz-date;x-amz-target, Signature=39c3b3042cd2aEXAMPLE
Content-Length: 68

{
  "InstanceId": "i-04bf6ad63bEXAMPLE",
  "TypeName": "AWS:Application"
}
```

## Sample Response

```
{
  "CaptureTime": "2020-03-30T15:45:32Z",
  "Entries": [
    {
      "Architecture": "i386",
      "InstalledTime": "2020-01-15T00:00:00Z",
      "Name": "AWS Tools for Windows",
      "PackageId": "{2088D019-97CC-4349-BA45-9777568EAE94}",
      "Publisher": "Amazon Web Services Developer Relations",
      "Version": "3.15.925"
    },
    {
      "Architecture": "i386",
      "Name": "Amazon SSM Agent",
      "PackageId": "{2a4673c2-68c6-4a4c-9be6-c3b1be96fdff}",
      "Publisher": "Amazon Web Services",
      "Version": "2.3.930.0"
    },
    {
      "Architecture": "x86_64",
      "InstalledTime": "2018-10-14T00:00:00Z",
      "Name": "aws-cfn-bootstrap",
      "PackageId": "{34CD0CCF-195B-4BC5-B409-D44EB9A129C8}",
      "Publisher": "Amazon Web Services",
      "Version": "1.4.31"
    },
    {
      "Architecture": "x86_64",
      "InstalledTime": "2020-03-10T00:00:00Z",
      "Name": "PowerShell 7-x64",
      "PackageId": "{B324E508-9AAE-446A-BC4C-BB446E8C2A18}",
      "Publisher": "Microsoft Corporation",
      "Version": "7.0.0.0"
    },
    {
      "Architecture": "x86_64",
      "InstalledTime": "2019-09-06T00:00:00Z",
      "Name": "AWS PV Drivers",
      "PackageId": "{C1F68A8D-F235-4886-87B0-150107C07EDA}",
      "Publisher": "Amazon Web Services",
      "Version": "8.3.2"
    }
  ]
}
```

```
    ],  
    "InstanceId": "i-04bf6ad63bEXAMPLE",  
    "SchemaVersion": "1.1",  
    "TypeName": "AWS:Application"  
  }  
}
```

## See Also

For more information about using this API in one of the language-specific AWS SDKs, see the following:

- [AWS Command Line Interface](#)
- [AWS SDK for .NET](#)
- [AWS SDK for C++](#)
- [AWS SDK for Go v2](#)
- [AWS SDK for Java V2](#)
- [AWS SDK for JavaScript V3](#)
- [AWS SDK for PHP V3](#)
- [AWS SDK for Python](#)
- [AWS SDK for Ruby V3](#)

# ListOpsItemEvents

Returns a list of all OpsItem events in the current AWS Region and AWS account. You can limit the results to events associated with specific OpsItems by specifying a filter.

## Request Syntax

```
{
  "Filters": [
    {
      "Key": "string",
      "Operator": "string",
      "Values": [ "string" ]
    }
  ],
  "MaxResults": number,
  "NextToken": "string"
}
```

## Request Parameters

For information about the parameters that are common to all actions, see [Common Parameters](#).

The request accepts the following data in JSON format.

### Filters

One or more OpsItem filters. Use a filter to return a more specific list of results.

Type: Array of [OpsItemEventFilter](#) objects

Required: No

### MaxResults

The maximum number of items to return for this call. The call also returns a token that you can specify in a subsequent call to get the next set of results.

Type: Integer

Valid Range: Minimum value of 1. Maximum value of 50.

Required: No

## NextToken

A token to start the list. Use this token to get the next set of results.

Type: String

Required: No

## Response Syntax

```
{
  "NextToken": "string",
  "Summaries": [
    {
      "CreatedBy": {
        "Arn": "string"
      },
      "CreatedTime": number,
      "Detail": "string",
      "DetailType": "string",
      "EventId": "string",
      "OpsItemId": "string",
      "Source": "string"
    }
  ]
}
```

## Response Elements

If the action is successful, the service sends back an HTTP 200 response.

The following data is returned in JSON format by the service.

### NextToken

The token for the next set of items to return. Use this token to get the next set of results.

Type: String

### Summaries

A list of event information for the specified OpsItems.

Type: Array of [OpsItemEventSummary](#) objects

## Errors

For information about the errors that are common to all actions, see [Common Errors](#).

### **InternalServerError**

An error occurred on the server side.

HTTP Status Code: 500

### **OpsItemInvalidParameterException**

A specified parameter argument isn't valid. Verify the available arguments and try again.

HTTP Status Code: 400

### **OpsItemLimitExceededException**

The request caused OpsItems to exceed one or more quotas.

HTTP Status Code: 400

### **OpsItemNotFoundException**

The specified OpsItem ID doesn't exist. Verify the ID and try again.

HTTP Status Code: 400

## See Also

For more information about using this API in one of the language-specific AWS SDKs, see the following:

- [AWS Command Line Interface](#)
- [AWS SDK for .NET](#)
- [AWS SDK for C++](#)
- [AWS SDK for Go v2](#)
- [AWS SDK for Java V2](#)
- [AWS SDK for JavaScript V3](#)

- [AWS SDK for PHP V3](#)
- [AWS SDK for Python](#)
- [AWS SDK for Ruby V3](#)

# ListOpsItemRelatedItems

Lists all related-item resources associated with a Systems Manager OpsCenter OpsItem. OpsCenter is a capability of AWS Systems Manager.

## Request Syntax

```
{
  "Filters": [
    {
      "Key": "string",
      "Operator": "string",
      "Values": [ "string" ]
    }
  ],
  "MaxResults": number,
  "NextToken": "string",
  "OpsItemId": "string"
}
```

## Request Parameters

For information about the parameters that are common to all actions, see [Common Parameters](#).

The request accepts the following data in JSON format.

### Filters

One or more OpsItem filters. Use a filter to return a more specific list of results.

Type: Array of [OpsItemRelatedItemsFilter](#) objects

Required: No

### MaxResults

The maximum number of items to return for this call. The call also returns a token that you can specify in a subsequent call to get the next set of results.

Type: Integer

Valid Range: Minimum value of 1. Maximum value of 50.



Required: No

### NextToken

The token for the next set of items to return. (You received this token from a previous call.)

Type: String

Required: No

### OpsItemId

The ID of the OpsItem for which you want to list all related-item resources.

Type: String

Pattern: `^(oi)-[0-9a-f]{12}$`

Required: No

## Response Syntax

```
{
  "NextToken": "string",
  "Summaries": [
    {
      "AssociationId": "string",
      "AssociationType": "string",
      "CreatedBy": {
        "Arn": "string"
      },
      "CreatedTime": number,
      "LastModifiedBy": {
        "Arn": "string"
      },
      "LastModifiedTime": number,
      "OpsItemId": "string",
      "ResourceType": "string",
      "ResourceUri": "string"
    }
  ]
}
```

## Response Elements

If the action is successful, the service sends back an HTTP 200 response.

The following data is returned in JSON format by the service.

### NextToken

The token for the next set of items to return. Use this token to get the next set of results.

Type: String

### Summaries

A list of related-item resources for the specified OpsItem.

Type: Array of [OpsItemRelatedItemSummary](#) objects

## Errors

For information about the errors that are common to all actions, see [Common Errors](#).

### **InternalServerError**

An error occurred on the server side.

HTTP Status Code: 500

### **OpsItemInvalidParameterException**

A specified parameter argument isn't valid. Verify the available arguments and try again.

HTTP Status Code: 400

## Examples

### **Example**

This example illustrates one usage of ListOpsItemRelatedItems.

### **Sample Request**

```
POST / HTTP/1.1
```

```
Host: ssm.us-east-1.amazonaws.com
Accept-Encoding: identity
X-Amz-Target: AmazonSSM.ListOpsItemRelatedItems
Content-Type: application/x-amz-json-1.1
User-Agent: aws-cli/2.2.4 Python/3.8.8 Linux/5.4.129-72.229.amzn2int.x86_64 exe/
x86_64.amzn.2 prompt/off command/ssm.list-ops-item-related-items
X-Amz-Date: 20240910T180314Z
Authorization: AWS4-HMAC-SHA256 Credential=AKIAIOSFODNN7EXAMPLE/20240910/us-
east-1/ssm/aws4_request, SignedHeaders=content-type;host;x-amz-date;x-amz-target,
Signature=39c3b3042cd2aEXAMPLE
Content-Length: 32

{
  "OpsItemId": "oi-f99f2EXAMPLE"
}
```

## Sample Response

```
{
  "Summaries": [
    {
      "OpsItemId": "oi-f99f2EXAMPLE",
      "AssociationId": "e2036148-cccb-490e-ac2a-390e5EXAMPLE",
      "ResourceType": "AWS::SSMIncidents::IncidentRecord",
      "AssociationType": "IsParentOf",
      "ResourceUri": "arn:aws:ssm-incidents::111122223333:incident-record/
example-response/64bd9b45-1d0e-2622-840d-03a87a1451fa",
      "CreatedBy": {
        "Arn": "arn:aws:sts::111122223333:assumed-role/
AWSServiceRoleForIncidentManager/IncidentResponse"
      },
      "CreatedTime": "2024-08-11T18:47:14.994000+00:00",
      "LastModifiedBy": {
        "Arn": "arn:aws:sts::111122223333:assumed-role/
AWSServiceRoleForIncidentManager/IncidentResponse"
      },
      "LastModifiedTime": "2024-08-11T18:47:14.994000+00:00"
    }
  ]
}
```

## See Also

For more information about using this API in one of the language-specific AWS SDKs, see the following:

- [AWS Command Line Interface](#)
- [AWS SDK for .NET](#)
- [AWS SDK for C++](#)
- [AWS SDK for Go v2](#)
- [AWS SDK for Java V2](#)
- [AWS SDK for JavaScript V3](#)
- [AWS SDK for PHP V3](#)
- [AWS SDK for Python](#)
- [AWS SDK for Ruby V3](#)

# ListOpsMetadata

AWS Systems Manager calls this API operation when displaying all Application Manager OpsMetadata objects or blobs.

## Request Syntax

```
{
  "Filters": [
    {
      "Key": "string",
      "Values": [ "string" ]
    }
  ],
  "MaxResults": number,
  "NextToken": "string"
}
```

## Request Parameters

For information about the parameters that are common to all actions, see [Common Parameters](#).

The request accepts the following data in JSON format.

### Filters

One or more filters to limit the number of OpsMetadata objects returned by the call.

Type: Array of [OpsMetadataFilter](#) objects

Array Members: Minimum number of 0 items. Maximum number of 10 items.

Required: No

### MaxResults

The maximum number of items to return for this call. The call also returns a token that you can specify in a subsequent call to get the next set of results.

Type: Integer

Valid Range: Minimum value of 1. Maximum value of 50.

Required: No

### NextToken

A token to start the list. Use this token to get the next set of results.

Type: String

Required: No

## Response Syntax

```
{
  "NextToken": "string",
  "OpsMetadataList": [
    {
      "CreationDate": number,
      "LastModifiedDate": number,
      "LastModifiedUser": "string",
      "OpsMetadataArn": "string",
      "ResourceId": "string"
    }
  ]
}
```

## Response Elements

If the action is successful, the service sends back an HTTP 200 response.

The following data is returned in JSON format by the service.

### NextToken

The token for the next set of items to return. Use this token to get the next set of results.

Type: String

### OpsMetadataList

Returns a list of OpsMetadata objects.

Type: Array of [OpsMetadata](#) objects

Array Members: Minimum number of 1 item. Maximum number of 50 items.

## Errors

For information about the errors that are common to all actions, see [Common Errors](#).

### InternalServerError

An error occurred on the server side.

HTTP Status Code: 500

### OpsMetadataInvalidArgumentException

One of the arguments passed is invalid.

HTTP Status Code: 400

## See Also

For more information about using this API in one of the language-specific AWS SDKs, see the following:

- [AWS Command Line Interface](#)
- [AWS SDK for .NET](#)
- [AWS SDK for C++](#)
- [AWS SDK for Go v2](#)
- [AWS SDK for Java V2](#)
- [AWS SDK for JavaScript V3](#)
- [AWS SDK for PHP V3](#)
- [AWS SDK for Python](#)
- [AWS SDK for Ruby V3](#)

# ListResourceComplianceSummaries

Returns a resource-level summary count. The summary includes information about compliant and non-compliant statuses and detailed compliance-item severity counts, according to the filter criteria you specify.

## Request Syntax

```
{
  "Filters": [
    {
      "Key": "string",
      "Type": "string",
      "Values": [ "string" ]
    }
  ],
  "MaxResults": number,
  "NextToken": "string"
}
```

## Request Parameters

For information about the parameters that are common to all actions, see [Common Parameters](#).

The request accepts the following data in JSON format.

### Filters

One or more filters. Use a filter to return a more specific list of results.

Type: Array of [ComplianceStringFilter](#) objects

Required: No

### MaxResults

The maximum number of items to return for this call. The call also returns a token that you can specify in a subsequent call to get the next set of results.

Type: Integer

Valid Range: Minimum value of 1. Maximum value of 50.



Required: No

### NextToken

A token to start the list. Use this token to get the next set of results.

Type: String

Required: No

## Response Syntax

```
{
  "NextToken": "string",
  "ResourceComplianceSummaryItems": [
    {
      "ComplianceType": "string",
      "CompliantSummary": {
        "CompliantCount": number,
        "SeveritySummary": {
          "CriticalCount": number,
          "HighCount": number,
          "InformationalCount": number,
          "LowCount": number,
          "MediumCount": number,
          "UnspecifiedCount": number
        }
      },
      "ExecutionSummary": {
        "ExecutionId": "string",
        "ExecutionTime": number,
        "ExecutionType": "string"
      },
      "NonCompliantSummary": {
        "NonCompliantCount": number,
        "SeveritySummary": {
          "CriticalCount": number,
          "HighCount": number,
          "InformationalCount": number,
          "LowCount": number,
          "MediumCount": number,
          "UnspecifiedCount": number
        }
      }
    }
  ]
}
```

```
    },
    "OverallSeverity": "string",
    "ResourceId": "string",
    "ResourceType": "string",
    "Status": "string"
  }
]
```

## Response Elements

If the action is successful, the service sends back an HTTP 200 response.

The following data is returned in JSON format by the service.

### NextToken

The token for the next set of items to return. Use this token to get the next set of results.

Type: String

### ResourceComplianceSummaryItems

A summary count for specified or targeted managed nodes. Summary count includes information about compliant and non-compliant State Manager associations, patch status, or custom items according to the filter criteria that you specify.

Type: Array of [ResourceComplianceSummaryItem](#) objects

## Errors

For information about the errors that are common to all actions, see [Common Errors](#).

### **InternalServerError**

An error occurred on the server side.

HTTP Status Code: 500

### **InvalidFilter**

The filter name isn't valid. Verify the you entered the correct name and try again.

HTTP Status Code: 400

## InvalidNextToken

The specified token isn't valid.

HTTP Status Code: 400

## Examples

### Example

This example illustrates one usage of `ListResourceComplianceSummaries`.

### Sample Request

```
POST / HTTP/1.1
Host: ssm.us-east-2.amazonaws.com
Accept-Encoding: identity
X-Amz-Target: AmazonSSM.ListResourceComplianceSummaries
Content-Type: application/x-amz-json-1.1
User-Agent: aws-cli/1.17.12 Python/3.6.8 Darwin/18.7.0 botocore/1.14.12
X-Amz-Date: 20240401T185225Z
Authorization: AWS4-HMAC-SHA256 Credential=AKIAIOSFODNN7EXAMPLE/20240401/us-east-2/ssm/
aws4_request,
SignedHeaders=content-type;host;x-amz-date;x-amz-target, Signature=39c3b3042cd2aEXAMPLE
Content-Length: 2
```

### Sample Response

```
{
  "ResourceComplianceSummaryItems": [
    {
      "ComplianceType": "Association",
      "CompliantSummary": {
        "CompliantCount": 3,
        "SeveritySummary": {
          "CriticalCount": 0,
          "HighCount": 1,
          "InformationalCount": 0,
          "LowCount": 0,
          "MediumCount": 0,
          "UnspecifiedCount": 2
        }
      }
    },
  ],
}
```

```
    "ExecutionSummary": {
      "ExecutionTime": 1585766022
    },
    "NonCompliantSummary": {
      "NonCompliantCount": 0,
      "SeveritySummary": {
        "CriticalCount": 0,
        "HighCount": 0,
        "InformationalCount": 0,
        "LowCount": 0,
        "MediumCount": 0,
        "UnspecifiedCount": 0
      }
    },
    "OverallSeverity": "HIGH",
    "ResourceId": "i-04bf6ad63bEXAMPLE",
    "ResourceType": "ManagedInstance",
    "Status": "COMPLIANT"
  },
  {
    "ComplianceType": "Patch",
    "CompliantSummary": {
      "CompliantCount": 27,
      "SeveritySummary": {
        "CriticalCount": 0,
        "HighCount": 0,
        "InformationalCount": 0,
        "LowCount": 0,
        "MediumCount": 0,
        "UnspecifiedCount": 27
      }
    },
    "ExecutionSummary": {
      "ExecutionId": "b95523e7-28e5-488e-a753-fd1d3EXAMPLE",
      "ExecutionTime": 1585244656,
      "ExecutionType": "Command"
    },
    "NonCompliantSummary": {
      "NonCompliantCount": 1,
      "SeveritySummary": {
        "CriticalCount": 0,
        "HighCount": 0,
        "InformationalCount": 0,
        "LowCount": 0,
```

```
        "MediumCount": 0,
        "UnspecifiedCount": 1
    }
},
"OverallSeverity": "UNSPECIFIED",
"ResourceId": "i-04bf6ad63bEXAMPLE",
"ResourceType": "ManagedInstance",
"Status": "NON_COMPLIANT"
}
]
```

## See Also

For more information about using this API in one of the language-specific AWS SDKs, see the following:

- [AWS Command Line Interface](#)
- [AWS SDK for .NET](#)
- [AWS SDK for C++](#)
- [AWS SDK for Go v2](#)
- [AWS SDK for Java V2](#)
- [AWS SDK for JavaScript V3](#)
- [AWS SDK for PHP V3](#)
- [AWS SDK for Python](#)
- [AWS SDK for Ruby V3](#)

# ListResourceDataSync

Lists your resource data sync configurations. Includes information about the last time a sync attempted to start, the last sync status, and the last time a sync successfully completed.

The number of sync configurations might be too large to return using a single call to `ListResourceDataSync`. You can limit the number of sync configurations returned by using the `MaxResults` parameter. To determine whether there are more sync configurations to list, check the value of `NextToken` in the output. If there are more sync configurations to list, you can request them by specifying the `NextToken` returned in the call to the parameter of a subsequent call.

## Request Syntax

```
{
  "MaxResults": number,
  "NextToken": "string",
  "SyncType": "string"
}
```

## Request Parameters

For information about the parameters that are common to all actions, see [Common Parameters](#).

The request accepts the following data in JSON format.

### MaxResults

The maximum number of items to return for this call. The call also returns a token that you can specify in a subsequent call to get the next set of results.

Type: Integer

Valid Range: Minimum value of 1. Maximum value of 50.

Required: No

### NextToken

A token to start the list. Use this token to get the next set of results.

Type: String

Required: No

## SyncType

View a list of resource data syncs according to the sync type. Specify `SyncToDestination` to view resource data syncs that synchronize data to an Amazon S3 bucket. Specify `SyncFromSource` to view resource data syncs from AWS Organizations or from multiple AWS Regions.

Type: String

Length Constraints: Minimum length of 1. Maximum length of 64.

Required: No

## Response Syntax

```
{
  "NextToken": "string",
  "ResourceDataSyncItems": [
    {
      "LastStatus": "string",
      "LastSuccessfulSyncTime": number,
      "LastSyncStatusMessage": "string",
      "LastSyncTime": number,
      "S3Destination": {
        "AWSKMSKeyARN": "string",
        "BucketName": "string",
        "DestinationDataSharing": {
          "DestinationDataSharingType": "string"
        },
        "Prefix": "string",
        "Region": "string",
        "SyncFormat": "string"
      },
      "SyncCreatedTime": number,
      "SyncLastModifiedTime": number,
      "SyncName": "string",
      "SyncSource": {
        "AwsOrganizationsSource": {
          "OrganizationalUnits": [
            {
              "OrganizationalUnitId": "string"
            }
          ]
        }
      }
    }
  ]
}
```

```
    }
  ],
  "OrganizationSourceType": "string"
},
"EnableAllOpsDataSources": boolean,
"IncludeFutureRegions": boolean,
"SourceRegions": [ "string" ],
"SourceType": "string",
"State": "string"
},
"SyncType": "string"
}
]
}
```

## Response Elements

If the action is successful, the service sends back an HTTP 200 response.

The following data is returned in JSON format by the service.

### [NextToken](#)

The token for the next set of items to return. Use this token to get the next set of results.

Type: String

### [ResourceDataSyncItems](#)

A list of your current resource data sync configurations and their statuses.

Type: Array of [ResourceDataSyncItem](#) objects

## Errors

For information about the errors that are common to all actions, see [Common Errors](#).

### **InternalServerError**

An error occurred on the server side.

HTTP Status Code: 500



## InvalidNextToken

The specified token isn't valid.

HTTP Status Code: 400

## ResourceDataSyncInvalidConfigurationException

The specified sync configuration is invalid.

HTTP Status Code: 400

## Examples

### Example

This example illustrates one usage of ListResourceDataSync.

### Sample Request

```
POST / HTTP/1.1
Host: ssm.us-east-2.amazonaws.com
Accept-Encoding: identity
X-Amz-Target: AmazonSSM.ListResourceDataSync
Content-Type: application/x-amz-json-1.1
User-Agent: aws-cli/1.17.12 Python/3.6.8 Darwin/18.7.0 botocore/1.14.12
X-Amz-Date: 20240330T143820Z
Authorization: AWS4-HMAC-SHA256 Credential=AKIAIOSFODNN7EXAMPLE/20240330/us-east-2/ssm/
aws4_request,
SignedHeaders=content-type;host;x-amz-date;x-amz-target, Signature=39c3b3042cd2aEXAMPLE
Content-Length: 2
```

### Sample Response

```
{
  "ResourceDataSyncItems": [
    {
      "LastStatus": "Successful",
      "LastSuccessfulSyncTime": 1585578819.829,
      "LastSyncStatusMessage": "The sync was successfully completed",
      "LastSyncTime": 1585578819.829,
      "S3Destination": {
```

```
        "BucketName": "amzn-s3-demo-bucket",
        "Prefix": "amzn-s3-demo-bucket-prefix",
        "Region": "us-east-2",
        "SyncFormat": "JsonSerDe"
    },
    "SyncCreatedTime": 1585330479.404,
    "SyncLastModifiedTime": 1585330479.404,
    "SyncName": "exampleSync"
}
]
```

## See Also

For more information about using this API in one of the language-specific AWS SDKs, see the following:

- [AWS Command Line Interface](#)
- [AWS SDK for .NET](#)
- [AWS SDK for C++](#)
- [AWS SDK for Go v2](#)
- [AWS SDK for Java V2](#)
- [AWS SDK for JavaScript V3](#)
- [AWS SDK for PHP V3](#)
- [AWS SDK for Python](#)
- [AWS SDK for Ruby V3](#)

# ListTagsForResource

Returns a list of the tags assigned to the specified resource.

For information about the ID format for each supported resource type, see [AddTagsToResource](#).

## Request Syntax

```
{
  "ResourceId": "string",
  "ResourceType": "string"
}
```

## Request Parameters

For information about the parameters that are common to all actions, see [Common Parameters](#).

The request accepts the following data in JSON format.

### [ResourceId](#)

The resource ID for which you want to see a list of tags.

Type: String

Required: Yes

### [ResourceType](#)

Returns a list of tags for a specific resource type.

Type: String

Valid Values: Document | ManagedInstance | MaintenanceWindow | Parameter | PatchBaseline | OpsItem | OpsMetadata | Automation | Association

Required: Yes

## Response Syntax

```
{
```

```
"TagList": [  
  {  
    "Key": "string",  
    "Value": "string"  
  }  
]
```

## Response Elements

If the action is successful, the service sends back an HTTP 200 response.

The following data is returned in JSON format by the service.

### TagList

A list of tags.

Type: Array of [Tag](#) objects

Array Members: Maximum number of 1000 items.

## Errors

For information about the errors that are common to all actions, see [Common Errors](#).

### **InternalServerError**

An error occurred on the server side.

HTTP Status Code: 500

### **InvalidResourceId**

The resource ID isn't valid. Verify that you entered the correct ID and try again.

HTTP Status Code: 400

### **InvalidResourceType**

The resource type isn't valid. For example, if you are attempting to tag an EC2 instance, the instance must be a registered managed node.

## HTTP Status Code: 400

# Examples

## Example

This example illustrates one usage of `ListTagsForResource`.

### Sample Request

```
POST / HTTP/1.1
Host: ssm.us-east-2.amazonaws.com
Accept-Encoding: identity
X-Amz-Target: AmazonSSM.ListTagsForResource
Content-Type: application/x-amz-json-1.1
User-Agent: aws-cli/2.0.0 Python/3.7.5 Windows/10 botocore/2.0.0dev4
X-Amz-Date: 20240221T003710Z
Authorization: AWS4-HMAC-SHA256 Credential=AKIAIOSFODNN7EXAMPLE/20240221/us-east-2/ssm/
aws4_request,
SignedHeaders=content-type;host;x-amz-date;x-amz-target, Signature=39c3b3042cd2aEXAMPLE
Content-Length: 71

{
  "ResourceType": "PatchBaseline",
  "ResourceId": "pb-0c10e65780EXAMPLE"
}
```

### Sample Response

```
{
  "TagList": [
    {
      "Key": "Platform",
      "Value": "Windows Server"
    },
    {
      "Key": "Environment",
      "Value": "Production"
    },
    {
      "Key": "Region",
      "Value": "EMEA"
    }
  ]
}
```

```
    }  
  ]  
}
```

## See Also

For more information about using this API in one of the language-specific AWS SDKs, see the following:

- [AWS Command Line Interface](#)
- [AWS SDK for .NET](#)
- [AWS SDK for C++](#)
- [AWS SDK for Go v2](#)
- [AWS SDK for Java V2](#)
- [AWS SDK for JavaScript V3](#)
- [AWS SDK for PHP V3](#)
- [AWS SDK for Python](#)
- [AWS SDK for Ruby V3](#)

# ModifyDocumentPermission

Shares a AWS Systems Manager document (SSM document) publicly or privately. If you share a document privately, you must specify the Amazon Web Services user IDs for those people who can use the document. If you share a document publicly, you must specify *All* as the account ID.

## Request Syntax

```
{  
  "AccountIdsToAdd": [ "string" ],  
  "AccountIdsToRemove": [ "string" ],  
  "Name": "string",  
  "PermissionType": "string",  
  "SharedDocumentVersion": "string"  
}
```

## Request Parameters

For information about the parameters that are common to all actions, see [Common Parameters](#).

The request accepts the following data in JSON format.

### AccountIdsToAdd

The Amazon Web Services users that should have access to the document. The account IDs can either be a group of account IDs or *All*.

Type: Array of strings

Array Members: Maximum number of 20 items.

Pattern: (?i)all|[0-9]{12}

Required: No

### AccountIdsToRemove

The Amazon Web Services users that should no longer have access to the document. The Amazon Web Services user can either be a group of account IDs or *All*. This action has a higher priority than `AccountIdsToAdd`. If you specify an ID to add and the same ID to remove, the system removes access to the document.

Type: Array of strings

Array Members: Maximum number of 20 items.

Pattern: (?i)all|[0-9]{12}

Required: No

### Name

The name of the document that you want to share.

Type: String

Pattern: ^[a-zA-Z0-9\_\-\.\-]{3,128}\$

Required: Yes

### PermissionType

The permission type for the document. The permission type can be *Share*.

Type: String

Valid Values: Share

Required: Yes

### SharedDocumentVersion

(Optional) The version of the document to share. If it isn't specified, the system choose the Default version to share.

Type: String

Length Constraints: Maximum length of 8.

Pattern: ([\$]LATEST|[\$]DEFAULT|[\$]ALL)

Required: No

## Response Elements

If the action is successful, the service sends back an HTTP 200 response with an empty HTTP body.



## Errors

For information about the errors that are common to all actions, see [Common Errors](#).

### **DocumentLimitExceeded**

You can have at most 500 active SSM documents.

HTTP Status Code: 400

### **DocumentPermissionLimit**

The document can't be shared with more AWS accounts. You can specify a maximum of 20 accounts per API operation to share a private document.

By default, you can share a private document with a maximum of 1,000 accounts and publicly share up to five documents.

If you need to increase the quota for privately or publicly shared Systems Manager documents, contact AWS Support.

HTTP Status Code: 400

### **InternalServerError**

An error occurred on the server side.

HTTP Status Code: 500

### **InvalidDocument**

The specified SSM document doesn't exist.

HTTP Status Code: 400

### **InvalidPermissionType**

The permission type isn't supported. *Share* is the only supported permission type.

HTTP Status Code: 400

## Examples

### Example

This example illustrates one usage of `ModifyDocumentPermission`.

## Sample Request

```
POST / HTTP/1.1
Host: ssm.us-east-2.amazonaws.com
Accept-Encoding: identity
X-Amz-Target: AmazonSSM.ModifyDocumentPermission
Content-Type: application/x-amz-json-1.1
User-Agent: aws-cli/1.17.12 Python/3.6.8 Darwin/18.7.0 boto3/1.14.12
X-Amz-Date: 20240325T152441Z
Authorization: AWS4-HMAC-SHA256 Credential=AKIAIOSFODNN7EXAMPLE/20240325/us-east-2/ssm/
aws4_request,
SignedHeaders=content-type;host;x-amz-date;x-amz-target, Signature=39c3b3042cd2aEXAMPLE
Content-Length: 78

{
  "Name": "Example",
  "PermissionType": "Share",
  "AccountIdsToAdd": [
    "444455556666"
  ]
}
```

## Sample Response

```
{}
```

## See Also

For more information about using this API in one of the language-specific AWS SDKs, see the following:

- [AWS Command Line Interface](#)
- [AWS SDK for .NET](#)
- [AWS SDK for C++](#)
- [AWS SDK for Go v2](#)
- [AWS SDK for Java V2](#)
- [AWS SDK for JavaScript V3](#)
- [AWS SDK for PHP V3](#)
- [AWS SDK for Python](#)

- [AWS SDK for Ruby V3](#)

# PutComplianceItems

Registers a compliance type and other compliance details on a designated resource. This operation lets you register custom compliance details with a resource. This call overwrites existing compliance information on the resource, so you must provide a full list of compliance items each time that you send the request.

ComplianceType can be one of the following:

- **ExecutionId**: The execution ID when the patch, association, or custom compliance item was applied.
- **ExecutionType**: Specify patch, association, or Custom:string.
- **ExecutionTime**. The time the patch, association, or custom compliance item was applied to the managed node.
- **Id**: The patch, association, or custom compliance ID.
- **Title**: A title.
- **Status**: The status of the compliance item. For example, approved for patches, or Failed for associations.
- **Severity**: A patch severity. For example, Critical.
- **DocumentName**: An SSM document name. For example, AWS-RunPatchBaseline.
- **DocumentVersion**: An SSM document version number. For example, 4.
- **Classification**: A patch classification. For example, security updates.
- **PatchBaselineId**: A patch baseline ID.
- **PatchSeverity**: A patch severity. For example, Critical.
- **PatchState**: A patch state. For example, InstancesWithFailedPatches.
- **PatchGroup**: The name of a patch group.
- **InstalledTime**: The time the association, patch, or custom compliance item was applied to the resource. Specify the time by using the following format: yyyy-MM-dd 'T' HH:mm:ss 'Z'

## Request Syntax

```
{  
  "ComplianceType": "string",  
  "ExecutionSummary": {
```

```
    "ExecutionId": "string",
    "ExecutionTime": number,
    "ExecutionType": "string"
  },
  "ItemContentHash": "string",
  "Items": [
    {
      "Details": {
        "string": "string"
      },
      "Id": "string",
      "Severity": "string",
      "Status": "string",
      "Title": "string"
    }
  ],
  "ResourceId": "string",
  "ResourceType": "string",
  "UploadType": "string"
}
```

## Request Parameters

For information about the parameters that are common to all actions, see [Common Parameters](#).

The request accepts the following data in JSON format.

### ComplianceType

Specify the compliance type. For example, specify Association (for a State Manager association), Patch, or Custom:string.

Type: String

Length Constraints: Minimum length of 1. Maximum length of 100.

Pattern: [A-Za-z0-9\_\-]\w+|Custom:[a-zA-Z0-9\_\-]\w+

Required: Yes

## ExecutionSummary

A summary of the call execution that includes an execution ID, the type of execution (for example, Command), and the date/time of the execution using a datetime object that is saved in the following format: yyyy-MM-dd 'T' HH:mm:ss 'Z'

Type: [ComplianceExecutionSummary](#) object

Required: Yes

## ItemContentHash

MD5 or SHA-256 content hash. The content hash is used to determine if existing information should be overwritten or ignored. If the content hashes match, the request to put compliance information is ignored.

Type: String

Length Constraints: Maximum length of 256.

Required: No

## Items

Information about the compliance as defined by the resource type. For example, for a patch compliance type, `Items` includes information about the `PatchSeverity`, `Classification`, and so on.

Type: Array of [ComplianceItemEntry](#) objects

Array Members: Minimum number of 0 items. Maximum number of 10000 items.

Required: Yes

## ResourceId

Specify an ID for this resource. For a managed node, this is the node ID.

Type: String

Length Constraints: Minimum length of 1. Maximum length of 100.

Required: Yes

## ResourceType

Specify the type of resource. `ManagedInstance` is currently the only supported resource type.

Type: String

Length Constraints: Minimum length of 1. Maximum length of 50.

Required: Yes

### UploadType

The mode for uploading compliance items. You can specify COMPLETE or PARTIAL. In COMPLETE mode, the system overwrites all existing compliance information for the resource. You must provide a full list of compliance items each time you send the request.

In PARTIAL mode, the system overwrites compliance information for a specific association. The association must be configured with SyncCompliance set to MANUAL. By default, all requests use COMPLETE mode.

#### Note

This attribute is only valid for association compliance.

Type: String

Valid Values: COMPLETE | PARTIAL

Required: No

## Response Elements

If the action is successful, the service sends back an HTTP 200 response with an empty HTTP body.

## Errors

For information about the errors that are common to all actions, see [Common Errors](#).

### ComplianceTypeCountLimitExceededException

You specified too many custom compliance types. You can specify a maximum of 10 different types.

HTTP Status Code: 400

## InternalServerError

An error occurred on the server side.

HTTP Status Code: 500

## InvalidItemContentException

One or more content items isn't valid.

HTTP Status Code: 400

## InvalidResourceId

The resource ID isn't valid. Verify that you entered the correct ID and try again.

HTTP Status Code: 400

## InvalidResourceType

The resource type isn't valid. For example, if you are attempting to tag an EC2 instance, the instance must be a registered managed node.

HTTP Status Code: 400

## ItemSizeLimitExceededException

The inventory item size has exceeded the size limit.

HTTP Status Code: 400

## TotalSizeLimitExceededException

The size of inventory data has exceeded the total size limit for the resource.

HTTP Status Code: 400

## Examples

### Example

This example illustrates one usage of PutComplianceItems.

### Sample Request

```
POST / HTTP/1.1
```



```
Host: ssm.us-west-2.amazonaws.com
Accept-Encoding: identity
X-Amz-Target: AmazonSSM.PutComplianceItems
Content-Type: application/x-amz-json-1.1
User-Agent: aws-cli/2.2.27 Python/3.8.8 Windows/10 exe/AMD64 prompt/off command/
ssm.put-compliance-items
X-Amz-Date: 20240811T170036Z
Authorization: AWS4-HMAC-SHA256 Credential=AKIAIOSFODNN7EXAMPLE/20240811/us-west-2/ssm/
aws4_request,
SignedHeaders=content-type;host;x-amz-date;x-amz-target, Signature=39c3b3042cd2aEXAMPLE
Content-Length: 260

{
  "ResourceId": "i-02573cafcfEXAMPLE",
  "ResourceType": "ManagedInstance",
  "ComplianceType": "Custom:AVCheck",
  "ExecutionSummary": {
    "ExecutionTime": 1628697600
  },
  "Items": [
    {
      "Id": "Version2.0",
      "Title": "ScanHost",
      "Severity": "CRITICAL",
      "Status": "COMPLIANT"
    }
  ]
}
```

## Sample Response

```
{}
```

## See Also

For more information about using this API in one of the language-specific AWS SDKs, see the following:

- [AWS Command Line Interface](#)
- [AWS SDK for .NET](#)
- [AWS SDK for C++](#)

- [AWS SDK for Go v2](#)
- [AWS SDK for Java V2](#)
- [AWS SDK for JavaScript V3](#)
- [AWS SDK for PHP V3](#)
- [AWS SDK for Python](#)
- [AWS SDK for Ruby V3](#)

# PutInventory

Bulk update custom inventory items on one or more managed nodes. The request adds an inventory item, if it doesn't already exist, or updates an inventory item, if it does exist.

## Request Syntax

```
{
  "InstanceId": "string",
  "Items": [
    {
      "CaptureTime": "string",
      "Content": [
        {
          "string": "string"
        }
      ],
      "ContentHash": "string",
      "Context": {
        "string": "string"
      },
      "SchemaVersion": "string",
      "TypeName": "string"
    }
  ]
}
```

## Request Parameters

For information about the parameters that are common to all actions, see [Common Parameters](#).

The request accepts the following data in JSON format.

### InstanceId

An managed node ID where you want to add or update inventory items.

Type: String

Pattern: (^i-(\w{8}|\w{17})\$)|(^mi-\w{17}\$)

Required: Yes

## Items

The inventory items that you want to add or update on managed nodes.

Type: Array of [InventoryItem](#) objects

Array Members: Minimum number of 1 item. Maximum number of 30 items.

Required: Yes

## Response Syntax

```
{
  "Message": "string"
}
```

## Response Elements

If the action is successful, the service sends back an HTTP 200 response.

The following data is returned in JSON format by the service.

### [Message](#)

Information about the request.

Type: String

## Errors

For information about the errors that are common to all actions, see [Common Errors](#).

### **CustomSchemaCountLimitExceededException**

You have exceeded the limit for custom schemas. Delete one or more custom schemas and try again.

HTTP Status Code: 400

### **InternalServerError**

An error occurred on the server side.

HTTP Status Code: 500

### **InvalidInstanceId**

The following problems can cause this exception:

- You don't have permission to access the managed node.
- AWS Systems Manager Agent (SSM Agent) isn't running. Verify that SSM Agent is running.
- SSM Agent isn't registered with the SSM endpoint. Try reinstalling SSM Agent.
- The managed node isn't in a valid state. Valid states are: Running, Pending, Stopped, and Stopping. Invalid states are: Shutting-down and Terminated.

HTTP Status Code: 400

### **InvalidInventoryItemContextException**

You specified invalid keys or values in the Context attribute for InventoryItem. Verify the keys and values, and try again.

HTTP Status Code: 400

### **InvalidItemContentException**

One or more content items isn't valid.

HTTP Status Code: 400

### **InvalidTypeNameException**

The parameter type name isn't valid.

HTTP Status Code: 400

### **ItemContentMismatchException**

The inventory item has invalid content.

HTTP Status Code: 400

### **ItemSizeLimitExceededException**

The inventory item size has exceeded the size limit.

HTTP Status Code: 400

### **SubTypeCountLimitExceededException**

The sub-type count exceeded the limit for the inventory type.

HTTP Status Code: 400

### **TotalSizeLimitExceededException**

The size of inventory data has exceeded the total size limit for the resource.

HTTP Status Code: 400

### **UnsupportedInventoryItemContextException**

The `Context` attribute that you specified for the `InventoryItem` isn't allowed for this inventory type. You can only use the `Context` attribute with inventory types like `AWS:ComplianceItem`.

HTTP Status Code: 400

### **UnsupportedInventorySchemaVersionException**

Inventory item type schema version has to match supported versions in the service. Check output of `GetInventorySchema` to see the available schema version for each type.

HTTP Status Code: 400

## **Examples**

### **Example**

This example illustrates one usage of `PutInventory`.

### **Sample Request**

```
POST / HTTP/1.1
Host: ssm.us-east-2.amazonaws.com
Accept-Encoding: identity
X-Amz-Target: AmazonSSM.PutInventory
Content-Type: application/x-amz-json-1.1
User-Agent: aws-cli/1.17.12 Python/3.6.8 Darwin/18.7.0 botocore/1.14.12
X-Amz-Date: 20240401T181858Z
Authorization: AWS4-HMAC-SHA256 Credential=AKIAIOSFODNN7EXAMPLE/20240401/us-east-2/ssm/
aws4_request,
SignedHeaders=content-type;host;x-amz-date;x-amz-target, Signature=39c3b3042cd2aEXAMPLE
Content-Length: 180

{
```

```
"InstanceId": "i-0cb99161f6EXAMPLE",
"Items": [
  {
    "TypeName": "Custom:StageInfo",
    "SchemaVersion": "1.0",
    "CaptureTime": "2020-03-31T08:00:00Z",
    "Content": [
      {
        "Stage": "PreProd"
      }
    ]
  }
]
```

## Sample Response

```
{}
```

## See Also

For more information about using this API in one of the language-specific AWS SDKs, see the following:

- [AWS Command Line Interface](#)
- [AWS SDK for .NET](#)
- [AWS SDK for C++](#)
- [AWS SDK for Go v2](#)
- [AWS SDK for Java V2](#)
- [AWS SDK for JavaScript V3](#)
- [AWS SDK for PHP V3](#)
- [AWS SDK for Python](#)
- [AWS SDK for Ruby V3](#)

# PutParameter

Add a parameter to the system.

## Request Syntax

```
{
  "AllowedPattern": "string",
  "DataType": "string",
  "Description": "string",
  "KeyId": "string",
  "Name": "string",
  "Overwrite": boolean,
  "Policies": "string",
  "Tags": [
    {
      "Key": "string",
      "Value": "string"
    }
  ],
  "Tier": "string",
  "Type": "string",
  "Value": "string"
}
```

## Request Parameters

For information about the parameters that are common to all actions, see [Common Parameters](#).

The request accepts the following data in JSON format.

### AllowedPattern

A regular expression used to validate the parameter value. For example, for String types with values restricted to numbers, you can specify the following: AllowedPattern= $^\\d+\\$$

Type: String

Length Constraints: Minimum length of 0. Maximum length of 1024.

Required: No



## Data Type

The data type for a `String` parameter. Supported data types include plain text and Amazon Machine Image (AMI) IDs.

**The following data type values are supported.**

- `text`
- `aws:ec2:image`
- `aws:ssm:integration`

When you create a `String` parameter and specify `aws:ec2:image`, AWS Systems Manager validates the parameter value is in the required format, such as `ami-12345abcdeEXAMPLE`, and that the specified AMI is available in your AWS account.

### **Note**

If the action is successful, the service sends back an HTTP 200 response which indicates a successful `PutParameter` call for all cases except for data type `aws:ec2:image`. If you call `PutParameter` with `aws:ec2:image` data type, a successful HTTP 200 response does not guarantee that your parameter was successfully created or updated. The `aws:ec2:image` value is validated asynchronously, and the `PutParameter` call returns before the validation is complete. If you submit an invalid AMI value, the `PutParameter` operation will return success, but the asynchronous validation will fail and the parameter will not be created or updated. To monitor whether your `aws:ec2:image` parameters are created successfully, see [Setting up notifications or trigger actions based on Parameter Store events](#). For more information about AMI format validation, see [Native parameter support for Amazon Machine Image IDs](#).

Type: `String`

Length Constraints: Minimum length of 0. Maximum length of 128.

Required: No

## Description

Information about the parameter that you want to add to the system. Optional but recommended.

**⚠ Important**

Don't enter personally identifiable information in this field.

Type: String

Length Constraints: Minimum length of 0. Maximum length of 1024.

Required: No

**KeyId**

The AWS Key Management Service (AWS KMS) ID that you want to use to encrypt a parameter. Use a custom key for better security. Required for parameters that use the SecureString data type.

If you don't specify a key ID, the system uses the default key associated with your AWS account which is not as secure as using a custom key.

- To use a custom AWS KMS key, choose the SecureString data type with the Key ID parameter.

Type: String

Length Constraints: Minimum length of 1. Maximum length of 256.

Pattern: `^[a-zA-Z0-9:/_+]+$`

Required: No

**Name**

The fully qualified name of the parameter that you want to add to the system.

**ℹ Note**

You can't enter the Amazon Resource Name (ARN) for a parameter, only the parameter name itself.

The fully qualified name includes the complete hierarchy of the parameter path and name. For parameters in a hierarchy, you must include a leading forward slash character (/) when you create or reference a parameter. For example: `/Dev/DBServer/MySQL/db-string13`

### Naming Constraints:

- Parameter names are case sensitive.
- A parameter name must be unique within an AWS Region
- A parameter name can't be prefixed with "aws" or "ssm" (case-insensitive).
- Parameter names can include only the following symbols and letters: a-zA-Z0-9\_ . -

In addition, the slash character ( / ) is used to delineate hierarchies in parameter names. For example: `/Dev/Production/East/Project-ABC/MyParameter`

- A parameter name can't include spaces.
- Parameter hierarchies are limited to a maximum depth of fifteen levels.

For additional information about valid values for parameter names, see [Creating Systems Manager parameters](#) in the *AWS Systems Manager User Guide*.

#### Note

The maximum length constraint of 2048 characters listed below includes 1037 characters reserved for internal use by Systems Manager. The maximum length for a parameter name that you create is 1011 characters. This includes the characters in the ARN that precede the name you specify, such as `arn:aws:ssm:us-east-2:111122223333:parameter/`.

Type: String

Length Constraints: Minimum length of 1. Maximum length of 2048.

Required: Yes

### Overwrite

Overwrite an existing parameter. The default value is `false`.

Type: Boolean

Required: No

### Policies

One or more policies to apply to a parameter. This operation takes a JSON array. Parameter Store, a capability of AWS Systems Manager supports the following policy types:

**Expiration:** This policy deletes the parameter after it expires. When you create the policy, you specify the expiration date. You can update the expiration date and time by updating the policy. Updating the *parameter* doesn't affect the expiration date and time. When the expiration time is reached, Parameter Store deletes the parameter.

**ExpirationNotification:** This policy initiates an event in Amazon CloudWatch Events that notifies you about the expiration. By using this policy, you can receive notification before or after the expiration time is reached, in units of days or hours.

**NoChangeNotification:** This policy initiates a CloudWatch Events event if a parameter hasn't been modified for a specified period of time. This policy type is useful when, for example, a secret needs to be changed within a period of time, but it hasn't been changed.

All existing policies are preserved until you send new policies or an empty policy. For more information about parameter policies, see [Assigning parameter policies](#).

Type: String

Length Constraints: Minimum length of 1. Maximum length of 4096.

Required: No

## [Tags](#)

Optional metadata that you assign to a resource. Tags enable you to categorize a resource in different ways, such as by purpose, owner, or environment. For example, you might want to tag a Systems Manager parameter to identify the type of resource to which it applies, the environment, or the type of configuration data referenced by the parameter. In this case, you could specify the following key-value pairs:

- Key=Resource, Value=S3bucket
- Key=OS, Value=Windows
- Key=ParameterType, Value=LicenseKey

### Note

To add tags to an existing Systems Manager parameter, use the [AddTagsToResource](#) operation.

Type: Array of [Tag](#) objects

Array Members: Maximum number of 1000 items.

Required: No

## Tier

The parameter tier to assign to a parameter.

Parameter Store offers a standard tier and an advanced tier for parameters. Standard parameters have a content size limit of 4 KB and can't be configured to use parameter policies. You can create a maximum of 10,000 standard parameters for each Region in an AWS account. Standard parameters are offered at no additional cost.

Advanced parameters have a content size limit of 8 KB and can be configured to use parameter policies. You can create a maximum of 100,000 advanced parameters for each Region in an AWS account. Advanced parameters incur a charge. For more information, see [Managing parameter tiers](#) in the *AWS Systems Manager User Guide*.

You can change a standard parameter to an advanced parameter any time. But you can't revert an advanced parameter to a standard parameter. Reverting an advanced parameter to a standard parameter would result in data loss because the system would truncate the size of the parameter from 8 KB to 4 KB. Reverting would also remove any policies attached to the parameter. Lastly, advanced parameters use a different form of encryption than standard parameters.

If you no longer need an advanced parameter, or if you no longer want to incur charges for an advanced parameter, you must delete it and recreate it as a new standard parameter.

### **Using the Default Tier Configuration**

In `PutParameter` requests, you can specify the tier to create the parameter in. Whenever you specify a tier in the request, Parameter Store creates or updates the parameter according to that request. However, if you don't specify a tier in a request, Parameter Store assigns the tier based on the current Parameter Store default tier configuration.

The default tier when you begin using Parameter Store is the standard-parameter tier. If you use the advanced-parameter tier, you can specify one of the following as the default:

- **Advanced:** With this option, Parameter Store evaluates all requests as advanced parameters.
- **Intelligent-Tiering:** With this option, Parameter Store evaluates each request to determine if the parameter is standard or advanced.

If the request doesn't include any options that require an advanced parameter, the parameter is created in the standard-parameter tier. If one or more options requiring an advanced parameter are included in the request, Parameter Store create a parameter in the advanced-parameter tier.

This approach helps control your parameter-related costs by always creating standard parameters unless an advanced parameter is necessary.

Options that require an advanced parameter include the following:

- The content size of the parameter is more than 4 KB.
- The parameter uses a parameter policy.
- More than 10,000 parameters already exist in your AWS account in the current AWS Region.

For more information about configuring the default tier option, see [Specifying a default parameter tier](#) in the *AWS Systems Manager User Guide*.

Type: String

Valid Values: Standard | Advanced | Intelligent-Tiering

Required: No

## Type

The type of parameter that you want to add to the system.

### **Note**

SecureString isn't currently supported for AWS CloudFormation templates.

Items in a `StringList` must be separated by a comma (,). You can't use other punctuation or special character to escape items in the list. If you have a parameter value that requires a comma, then use the `String` data type.

### **Important**

Specifying a parameter type isn't required when updating a parameter. You must specify a parameter type when creating a parameter.

Type: String

Valid Values: String | StringList | SecureString

Required: No

### Value

The parameter value that you want to add to the system. Standard parameters have a value limit of 4 KB. Advanced parameters have a value limit of 8 KB.

#### **Note**

Parameters can't be referenced or nested in the values of other parameters. You can't include `{{}}` or `{{ssm:parameter-name}}` in a parameter value.

Type: String

Required: Yes

## Response Syntax

```
{
  "Tier": "string",
  "Version": number
}
```

## Response Elements

If the action is successful, the service sends back an HTTP 200 response.

The following data is returned in JSON format by the service.

### Tier

The tier assigned to the parameter.

Type: String

Valid Values: Standard | Advanced | Intelligent-Tiering

## Version

The new version number of a parameter. If you edit a parameter value, Parameter Store automatically creates a new version and assigns this new version a unique ID. You can reference a parameter version ID in API operations or in Systems Manager documents (SSM documents). By default, if you don't specify a specific version, the system returns the latest parameter value when a parameter is called.

Type: Long

## Errors

For information about the errors that are common to all actions, see [Common Errors](#).

### **HierarchyLevelLimitExceededException**

A hierarchy can have a maximum of 15 levels. For more information, see [Requirements and constraints for parameter names](#) in the *AWS Systems Manager User Guide*.

HTTP Status Code: 400

### **HierarchyTypeMismatchException**

Parameter Store doesn't support changing a parameter type in a hierarchy. For example, you can't change a parameter from a `String` type to a `SecureString` type. You must create a new, unique parameter.

HTTP Status Code: 400

### **IncompatiblePolicyException**

There is a conflict in the policies specified for this parameter. You can't, for example, specify two Expiration policies for a parameter. Review your policies, and try again.

HTTP Status Code: 400

### **InternalServerError**

An error occurred on the server side.

HTTP Status Code: 500

### **InvalidAllowedPatternException**

The request doesn't meet the regular expression requirement.



HTTP Status Code: 400

### **InvalidKeyId**

The query key ID isn't valid.

HTTP Status Code: 400

### **InvalidPolicyAttributeException**

A policy attribute or its value is invalid.

HTTP Status Code: 400

### **InvalidPolicyTypeException**

The policy type isn't supported. Parameter Store supports the following policy types: Expiration, ExpirationNotification, and NoChangeNotification.

HTTP Status Code: 400

### **ParameterAlreadyExists**

The parameter already exists. You can't create duplicate parameters.

HTTP Status Code: 400

### **ParameterLimitExceeded**

You have exceeded the number of parameters for this AWS account. Delete one or more parameters and try again.

HTTP Status Code: 400

### **ParameterMaxVersionLimitExceeded**

Parameter Store retains the 100 most recently created versions of a parameter. After this number of versions has been created, Parameter Store deletes the oldest version when a new one is created. However, if the oldest version has a *label* attached to it, Parameter Store won't delete the version and instead presents this error message:

An error occurred (ParameterMaxVersionLimitExceeded) when calling the PutParameter operation: You attempted to create a new version of *parameter-name* by calling the PutParameter API with the overwrite flag. Version *version-number*, the oldest version, can't be deleted because it

has a label associated with it. Move the label to another version of the parameter, and try again.

This safeguard is to prevent parameter versions with mission critical labels assigned to them from being deleted. To continue creating new parameters, first move the label from the oldest version of the parameter to a newer one for use in your operations. For information about moving parameter labels, see [Move a parameter label \(console\)](#) or [Move a parameter label \(CLI\)](#) in the *AWS Systems Manager User Guide*.

HTTP Status Code: 400

### **ParameterPatternMismatchException**

The parameter name isn't valid.

HTTP Status Code: 400

### **PoliciesLimitExceededException**

You specified more than the maximum number of allowed policies for the parameter. The maximum is 10.

HTTP Status Code: 400

### **TooManyUpdates**

There are concurrent updates for a resource that supports one update at a time.

HTTP Status Code: 400

### **UnsupportedParameterType**

The parameter type isn't supported.

HTTP Status Code: 400

## **Examples**

### **Example**

This example illustrates one usage of PutParameter.

### **Sample Request**

```
POST / HTTP/1.1
```

```
Host: ssm.us-east-2.amazonaws.com
Accept-Encoding: identity
Content-Length: 136
X-Amz-Target: AmazonSSM.PutParameter
X-Amz-Date: 20240316T000626Z
User-Agent: aws-cli/1.11.180 Python/2.7.9 Windows/8 botocore/1.7.38
Content-Type: application/x-amz-json-1.1
Authorization: AWS4-HMAC-SHA256 Credential=AKIAIOSFODNN7EXAMPLE/20240316/us-east-2/ssm/
aws4_request,
SignedHeaders=content-type;host;x-amz-date;x-amz-target, Signature=39c3b3042cd2aEXAMPLE

{
  "Overwrite": true,
  "Type": "String",
  "Name": "EC2TestServerType",
  "Value": "t2.large",
  "Description": "Instance type for Test servers"
}
```

## Sample Response

```
{
  "Version": 2
}
```

## See Also

For more information about using this API in one of the language-specific AWS SDKs, see the following:

- [AWS Command Line Interface](#)
- [AWS SDK for .NET](#)
- [AWS SDK for C++](#)
- [AWS SDK for Go v2](#)
- [AWS SDK for Java V2](#)
- [AWS SDK for JavaScript V3](#)
- [AWS SDK for PHP V3](#)
- [AWS SDK for Python](#)
- [AWS SDK for Ruby V3](#)



# PutResourcePolicy

Creates or updates a Systems Manager resource policy. A resource policy helps you to define the IAM entity (for example, an AWS account) that can manage your Systems Manager resources. The following resources support Systems Manager resource policies.

- `OpsItemGroup` - The resource policy for `OpsItemGroup` enables AWS accounts to view and interact with OpsCenter operational work items (OpsItems).
- `Parameter` - The resource policy is used to share a parameter with other accounts using AWS Resource Access Manager (AWS RAM).

To share a parameter, it must be in the advanced parameter tier. For information about parameter tiers, see [Managing parameter tiers](#). For information about changing an existing standard parameter to an advanced parameter, see [Changing a standard parameter to an advanced parameter](#).

To share a `SecureString` parameter, it must be encrypted with a customer managed key, and you must share the key separately through AWS Key Management Service. AWS managed keys cannot be shared. Parameters encrypted with the default AWS managed key can be updated to use a customer managed key instead. For AWS KMS key definitions, see [AWS KMS concepts](#) in the *AWS Key Management Service Developer Guide*.

## Important

While you can share a parameter using the Systems Manager `PutResourcePolicy` operation, we recommend using AWS Resource Access Manager (AWS RAM) instead. This is because using `PutResourcePolicy` requires the extra step of promoting the parameter to a standard AWS RAM Resource Share using the AWS RAM [PromoteResourceShareCreatedFromPolicy](#) API operation. Otherwise, the parameter won't be returned by the Systems Manager [DescribeParameters](#) API operation using the `--shared` option.

For more information, see [Sharing a parameter](#) in the *AWS Systems Manager User Guide*

## Request Syntax

```
{  
  "Policy": "string",
```

```
"PolicyHash": "string",  
"PolicyId": "string",  
"ResourceArn": "string"  
}
```

## Request Parameters

For information about the parameters that are common to all actions, see [Common Parameters](#).

The request accepts the following data in JSON format.

### Policy

A policy you want to associate with a resource.

Type: String

Pattern: `^(?!\\s*$).+`

Required: Yes

### PolicyHash

ID of the current policy version. The hash helps to prevent a situation where multiple users attempt to overwrite a policy. You must provide this hash when updating or deleting a policy.

Type: String

Required: No

### PolicyId

The policy ID.

Type: String

Required: No

### ResourceArn

Amazon Resource Name (ARN) of the resource to which you want to attach a policy.

Type: String

Length Constraints: Minimum length of 20. Maximum length of 2048.

Required: Yes

## Response Syntax

```
{
  "PolicyHash": "string",
  "PolicyId": "string"
}
```

## Response Elements

If the action is successful, the service sends back an HTTP 200 response.

The following data is returned in JSON format by the service.

### PolicyHash

ID of the current policy version.

Type: String

### PolicyId

The policy ID. To update a policy, you must specify PolicyId and PolicyHash.

Type: String

## Errors

For information about the errors that are common to all actions, see [Common Errors](#).

### **InternalServerError**

An error occurred on the server side.

HTTP Status Code: 500

### **MalformedResourcePolicyDocumentException**

The specified policy document is malformed or invalid, or excessive PutResourcePolicy or DeleteResourcePolicy calls have been made.

HTTP Status Code: 400

### **ResourceNotFoundException**

The specified parameter to be shared could not be found.

HTTP Status Code: 400

### **ResourcePolicyConflictException**

The hash provided in the call doesn't match the stored hash. This exception is thrown when trying to update an obsolete policy version or when multiple requests to update a policy are sent.

HTTP Status Code: 400

### **ResourcePolicyInvalidParameterException**

One or more parameters specified for the call aren't valid. Verify the parameters and their values and try again.

HTTP Status Code: 400

### **ResourcePolicyLimitExceededException**

The [PutResourcePolicy](#) API action enforces two limits. A policy can't be greater than 1024 bytes in size. And only one policy can be attached to `OpsItemGroup`. Verify these limits and try again.

HTTP Status Code: 400

### **ResourcePolicyNotFoundException**

No policies with the specified policy ID and hash could be found.

HTTP Status Code: 400

## **See Also**

For more information about using this API in one of the language-specific AWS SDKs, see the following:

- [AWS Command Line Interface](#)
- [AWS SDK for .NET](#)



- [AWS SDK for C++](#)
- [AWS SDK for Go v2](#)
- [AWS SDK for Java V2](#)
- [AWS SDK for JavaScript V3](#)
- [AWS SDK for PHP V3](#)
- [AWS SDK for Python](#)
- [AWS SDK for Ruby V3](#)

# RegisterDefaultPatchBaseline

Defines the default patch baseline for the relevant operating system.

To reset the AWS-predefined patch baseline as the default, specify the full patch baseline Amazon Resource Name (ARN) as the baseline ID value. For example, for CentOS, specify `arn:aws:ssm:us-east-2:733109147000:patchbaseline/pb-0574b43a65ea646ed` instead of `pb-0574b43a65ea646ed`.

## Request Syntax

```
{  
  "BaselineId": "string"  
}
```

## Request Parameters

For information about the parameters that are common to all actions, see [Common Parameters](#).

The request accepts the following data in JSON format.

### BaselineId

The ID of the patch baseline that should be the default patch baseline.

Type: String

Length Constraints: Minimum length of 20. Maximum length of 128.

Pattern: `^[a-zA-Z0-9_\-\:/]{20,128}$`

Required: Yes

## Response Syntax

```
{  
  "BaselineId": "string"  
}
```

## Response Elements

If the action is successful, the service sends back an HTTP 200 response.

The following data is returned in JSON format by the service.

### BaselineId

The ID of the default patch baseline.

Type: String

Length Constraints: Minimum length of 20. Maximum length of 128.

Pattern: `^[a-zA-Z0-9_\- :/]{20,128}$`

## Errors

For information about the errors that are common to all actions, see [Common Errors](#).

### **DoesNotExistException**

Error returned when the ID specified for a resource, such as a maintenance window or patch baseline, doesn't exist.

For information about resource quotas in AWS Systems Manager, see [Systems Manager service quotas](#) in the *Amazon Web Services General Reference*.

HTTP Status Code: 400

### **InternalServerError**

An error occurred on the server side.

HTTP Status Code: 500

### **InvalidResourceId**

The resource ID isn't valid. Verify that you entered the correct ID and try again.

HTTP Status Code: 400

## Examples

### Example

This example illustrates one usage of RegisterDefaultPatchBaseline.

### Sample Request

```
POST / HTTP/1.1
Host: ssm.us-east-2.amazonaws.com
Accept-Encoding: identity
Content-Length: 38
X-Amz-Target: AmazonSSM.RegisterDefaultPatchBaseline
X-Amz-Date: 20240309T025821Z
User-Agent: aws-cli/1.11.180 Python/2.7.9 Windows/8 botocore/1.7.38
Content-Type: application/x-amz-json-1.1
Authorization: AWS4-HMAC-SHA256 Credential=AKIAIOSFODNN7EXAMPLE/20240309/us-east-2/ssm/
aws4_request,
SignedHeaders=content-type;host;x-amz-date;x-amz-target, Signature=39c3b3042cd2aEXAMPLE

{
  "BaselineId": "pb-0c10e65780EXAMPLE"
}
```

### Sample Response

```
{
  "BaselineId": "pb-0c10e65780EXAMPLE"
}
```

## See Also

For more information about using this API in one of the language-specific AWS SDKs, see the following:

- [AWS Command Line Interface](#)
- [AWS SDK for .NET](#)
- [AWS SDK for C++](#)
- [AWS SDK for Go v2](#)
- [AWS SDK for Java V2](#)

- [AWS SDK for JavaScript V3](#)
- [AWS SDK for PHP V3](#)
- [AWS SDK for Python](#)
- [AWS SDK for Ruby V3](#)

# RegisterPatchBaselineForPatchGroup

Registers a patch baseline for a patch group.

## Request Syntax

```
{
  "BaselineId": "string",
  "PatchGroup": "string"
}
```

## Request Parameters

For information about the parameters that are common to all actions, see [Common Parameters](#).

The request accepts the following data in JSON format.

### BaselineId

The ID of the patch baseline to register with the patch group.

Type: String

Length Constraints: Minimum length of 20. Maximum length of 128.

Pattern: `^[a-zA-Z0-9_\- :/]{20,128}$`

Required: Yes

### PatchGroup

The name of the patch group to be registered with the patch baseline.

Type: String

Length Constraints: Minimum length of 1. Maximum length of 256.

Pattern: `^( [\p{L}\p{Z}\p{N}_ . :/=+\-@] * )$`

Required: Yes

## Response Syntax

```
{
  "BaselineId": "string",
  "PatchGroup": "string"
}
```

## Response Elements

If the action is successful, the service sends back an HTTP 200 response.

The following data is returned in JSON format by the service.

### BaselineId

The ID of the patch baseline the patch group was registered with.

Type: String

Length Constraints: Minimum length of 20. Maximum length of 128.

Pattern: `^[a-zA-Z0-9_\- :/]{20,128}$`

### PatchGroup

The name of the patch group registered with the patch baseline.

Type: String

Length Constraints: Minimum length of 1. Maximum length of 256.

Pattern: `^([\p{L}\p{Z}\p{N}_ . :/=+\-@]*)$`

## Errors

For information about the errors that are common to all actions, see [Common Errors](#).

### **AlreadyExistsException**

Error returned if an attempt is made to register a patch group with a patch baseline that is already registered with a different patch baseline.

HTTP Status Code: 400

### **DoesNotExistException**

Error returned when the ID specified for a resource, such as a maintenance window or patch baseline, doesn't exist.

For information about resource quotas in AWS Systems Manager, see [Systems Manager service quotas](#) in the *Amazon Web Services General Reference*.

HTTP Status Code: 400

### **InternalServerError**

An error occurred on the server side.

HTTP Status Code: 500

### **InvalidResourceId**

The resource ID isn't valid. Verify that you entered the correct ID and try again.

HTTP Status Code: 400

### **ResourceLimitExceededException**

Error returned when the caller has exceeded the default resource quotas. For example, too many maintenance windows or patch baselines have been created.

For information about resource quotas in Systems Manager, see [Systems Manager service quotas](#) in the *Amazon Web Services General Reference*.

HTTP Status Code: 400

## **Examples**

### **Example**

This example illustrates one usage of RegisterPatchBaselineForPatchGroup.

### **Sample Request**

```
POST / HTTP/1.1
Host: ssm.us-east-2.amazonaws.com
```



```
Accept-Encoding: identity
Content-Length: 74
X-Amz-Target: AmazonSSM.RegisterPatchBaselineForPatchGroup
X-Amz-Date: 20240309T060234Z
User-Agent: aws-cli/1.11.180 Python/2.7.9 Windows/8 botocore/1.7.38
Content-Type: application/x-amz-json-1.1
Authorization: AWS4-HMAC-SHA256 Credential=AKIAIOSFODNN7EXAMPLE/20240309/us-east-2/ssm/
aws4_request,
SignedHeaders=content-type;host;x-amz-date;x-amz-target, Signature=39c3b3042cd2aEXAMPLE

{
  "PatchGroup": "mypatchgroup",
  "BaselineId": "pb-0c10e65780EXAMPLE"
}
```

## Sample Response

```
{
  "PatchGroup": "mypatchgroup",
  "BaselineId": "pb-0c10e65780EXAMPLE"
}
```

## See Also

For more information about using this API in one of the language-specific AWS SDKs, see the following:

- [AWS Command Line Interface](#)
- [AWS SDK for .NET](#)
- [AWS SDK for C++](#)
- [AWS SDK for Go v2](#)
- [AWS SDK for Java V2](#)
- [AWS SDK for JavaScript V3](#)
- [AWS SDK for PHP V3](#)
- [AWS SDK for Python](#)
- [AWS SDK for Ruby V3](#)

# RegisterTargetWithMaintenanceWindow

Registers a target with a maintenance window.

## Request Syntax

```
{
  "ClientToken": "string",
  "Description": "string",
  "Name": "string",
  "OwnerInformation": "string",
  "ResourceType": "string",
  "Targets": [
    {
      "Key": "string",
      "Values": [ "string" ]
    }
  ],
  "WindowId": "string"
}
```

## Request Parameters

For information about the parameters that are common to all actions, see [Common Parameters](#).

The request accepts the following data in JSON format.

### ClientToken

User-provided idempotency token.

Type: String

Length Constraints: Minimum length of 1. Maximum length of 64.

Required: No

### Description

An optional description for the target.

Type: String

Length Constraints: Minimum length of 1. Maximum length of 128.

Required: No

### Name

An optional name for the target.

Type: String

Length Constraints: Minimum length of 3. Maximum length of 128.

Pattern: `^[a-zA-Z0-9_\-.]{3,128}$`

Required: No

### OwnerInformation

User-provided value that will be included in any Amazon CloudWatch Events events raised while running tasks for these targets in this maintenance window.

Type: String

Length Constraints: Minimum length of 1. Maximum length of 128.

Required: No

### ResourceType

The type of target being registered with the maintenance window.

Type: String

Valid Values: `INSTANCE | RESOURCE_GROUP`

Required: Yes

### Targets

The targets to register with the maintenance window. In other words, the managed nodes to run commands on when the maintenance window runs.

#### **Note**

If a single maintenance window task is registered with multiple targets, its task invocations occur sequentially and not in parallel. If your task must run on multiple

targets at the same time, register a task for each target individually and assign each task the same priority level.

You can specify targets using managed node IDs, resource group names, or tags that have been applied to managed nodes.

**Example 1:** Specify managed node IDs

```
Key=InstanceIds,Values=<instance-id-1>,<instance-id-2>,<instance-id-3>
```

**Example 2:** Use tag key-pairs applied to managed nodes

```
Key=tag:<my-tag-key>,Values=<my-tag-value-1>,<my-tag-value-2>
```

**Example 3:** Use tag-keys applied to managed nodes

```
Key=tag-key,Values=<my-tag-key-1>,<my-tag-key-2>
```

**Example 4:** Use resource group names

```
Key=resource-groups:Name,Values=<resource-group-name>
```

**Example 5:** Use filters for resource group types

```
Key=resource-groups:ResourceTypeFilters,Values=<resource-type-1>,<resource-type-2>
```

**Note**

For `Key=resource-groups:ResourceTypeFilters`, specify resource types in the following format

```
Key=resource-groups:ResourceTypeFilters,Values=AWS::EC2::INSTANCE,AWS::EC2::VPC
```

For more information about these examples formats, including the best use case for each one, see [Examples: Register targets with a maintenance window](#) in the *AWS Systems Manager User Guide*.

Type: Array of [Target](#) objects

Array Members: Minimum number of 0 items. Maximum number of 5 items.

Required: Yes

### WindowId

The ID of the maintenance window the target should be registered with.

Type: String

Length Constraints: Fixed length of 20.

Pattern: `^mw-[0-9a-f]{17}$`

Required: Yes

## Response Syntax

```
{  
  "WindowTargetId": "string"  
}
```

## Response Elements

If the action is successful, the service sends back an HTTP 200 response.

The following data is returned in JSON format by the service.

### WindowTargetId

The ID of the target definition in this maintenance window.

Type: String

Length Constraints: Fixed length of 36.

Pattern: `^[0-9a-fA-F]{8}\-[0-9a-fA-F]{4}\-[0-9a-fA-F]{4}\-[0-9a-fA-F]{4}\-[0-9a-fA-F]{12}$`

## Errors

For information about the errors that are common to all actions, see [Common Errors](#).

## DoesNotExistException

Error returned when the ID specified for a resource, such as a maintenance window or patch baseline, doesn't exist.

For information about resource quotas in AWS Systems Manager, see [Systems Manager service quotas](#) in the *Amazon Web Services General Reference*.

HTTP Status Code: 400

## IdempotentParameterMismatch

Error returned when an idempotent operation is retried and the parameters don't match the original call to the API with the same idempotency token.

HTTP Status Code: 400

## InternalServerError

An error occurred on the server side.

HTTP Status Code: 500

## ResourceLimitExceededException

Error returned when the caller has exceeded the default resource quotas. For example, too many maintenance windows or patch baselines have been created.

For information about resource quotas in Systems Manager, see [Systems Manager service quotas](#) in the *Amazon Web Services General Reference*.

HTTP Status Code: 400

## Examples

### Example

This example illustrates one usage of `RegisterTargetWithMaintenanceWindow`.

### Sample Request

```
POST / HTTP/1.1
Host: ssm.us-east-2.amazonaws.com
Accept-Encoding: identity
```

```
X-Amz-Target: AmazonSSM.RegisterTargetWithMaintenanceWindow
Content-Type: application/x-amz-json-1.1
User-Agent: aws-cli/2.0.0 Python/3.7.5 Windows/10 botocore/2.0.0dev4
X-Amz-Date: 20240225T003144Z
Authorization: AWS4-HMAC-SHA256 Credential=AKIAIOSFODNN7EXAMPLE/20240225/us-east-2/ssm/
aws4_request,
SignedHeaders=content-type;host;x-amz-date;x-amz-target,Signature=39c3b3042cd2aEXAMPLE
Content-Length: 191

{
  "WindowId": "mw-0c50858d01EXAMPLE",
  "ResourceType": "INSTANCE",
  "Targets": [
    {
      "Key": "InstanceIds",
      "Values": [
        "i-07782c72faEXAMPLE"
      ]
    }
  ],
  "ClientToken": "aa1b2cde-27e3-42ff-9cac-99380EXAMPLE"
}
```

## Sample Response

```
{
  "WindowTargetId": "7f4813bb-df25-4e59-b34f-c9e83EXAMPLE"
}
```

## See Also

For more information about using this API in one of the language-specific AWS SDKs, see the following:

- [AWS Command Line Interface](#)
- [AWS SDK for .NET](#)
- [AWS SDK for C++](#)
- [AWS SDK for Go v2](#)
- [AWS SDK for Java V2](#)
- [AWS SDK for JavaScript V3](#)

- [AWS SDK for PHP V3](#)
- [AWS SDK for Python](#)
- [AWS SDK for Ruby V3](#)



# RegisterTaskWithMaintenanceWindow

Adds a new task to a maintenance window.

## Request Syntax

```
{
  "AlarmConfiguration": {
    "Alarms": [
      {
        "Name": "string"
      }
    ],
    "IgnorePollAlarmFailure": boolean
  },
  "ClientToken": "string",
  "CutoffBehavior": "string",
  "Description": "string",
  "LoggingInfo": {
    "S3BucketName": "string",
    "S3KeyPrefix": "string",
    "S3Region": "string"
  },
  "MaxConcurrency": "string",
  "MaxErrors": "string",
  "Name": "string",
  "Priority": number,
  "ServiceRoleArn": "string",
  "Targets": [
    {
      "Key": "string",
      "Values": [ "string" ]
    }
  ],
  "TaskArn": "string",
  "TaskInvocationParameters": {
    "Automation": {
      "DocumentVersion": "string",
      "Parameters": {
        "string" : [ "string" ]
      }
    }
  },
  "Lambda": {
```

```

    "ClientContext": "string",
    "Payload": blob,
    "Qualifier": "string"
  },
  "RunCommand": {
    "CloudWatchOutputConfig": {
      "CloudWatchLogGroupName": "string",
      "CloudWatchOutputEnabled": boolean
    },
    "Comment": "string",
    "DocumentHash": "string",
    "DocumentHashType": "string",
    "DocumentVersion": "string",
    "NotificationConfig": {
      "NotificationArn": "string",
      "NotificationEvents": [ "string" ],
      "NotificationType": "string"
    },
    "OutputS3BucketName": "string",
    "OutputS3KeyPrefix": "string",
    "Parameters": {
      "string" : [ "string" ]
    },
    "ServiceRoleArn": "string",
    "TimeoutSeconds": number
  },
  "StepFunctions": {
    "Input": "string",
    "Name": "string"
  }
},
"TaskParameters": {
  "string" : {
    "Values": [ "string" ]
  }
},
"TaskType": "string",
"WindowId": "string"
}

```

## Request Parameters

For information about the parameters that are common to all actions, see [Common Parameters](#).

The request accepts the following data in JSON format.

### AlarmConfiguration

The CloudWatch alarm you want to apply to your maintenance window task.

Type: [AlarmConfiguration](#) object

Required: No

### ClientToken

User-provided idempotency token.

Type: String

Length Constraints: Minimum length of 1. Maximum length of 64.

Required: No

### CutoffBehavior

Indicates whether tasks should continue to run after the cutoff time specified in the maintenance windows is reached.

- **CONTINUE\_TASK**: When the cutoff time is reached, any tasks that are running continue. The default value.
- **CANCEL\_TASK**:
  - For Automation, AWS Lambda, AWS Step Functions tasks: When the cutoff time is reached, any task invocations that are already running continue, but no new task invocations are started.
  - For Run Command tasks: When the cutoff time is reached, the system sends a [CancelCommand](#) operation that attempts to cancel the command associated with the task. However, there is no guarantee that the command will be terminated and the underlying process stopped.

The status for tasks that are not completed is **TIMED\_OUT**.

Type: String

Valid Values: **CONTINUE\_TASK** | **CANCEL\_TASK**

Required: No

## Description

An optional description for the task.

Type: String

Length Constraints: Minimum length of 1. Maximum length of 128.

Required: No

## LoggingInfo

A structure containing information about an Amazon Simple Storage Service (Amazon S3) bucket to write managed node-level logs to.

### Note

LoggingInfo has been deprecated. To specify an Amazon Simple Storage Service (Amazon S3) bucket to contain logs, instead use the `OutputS3BucketName` and `OutputS3KeyPrefix` options in the `TaskInvocationParameters` structure. For information about how AWS Systems Manager handles these options for the supported maintenance window task types, see [MaintenanceWindowTaskInvocationParameters](#).

Type: [LoggingInfo](#) object

Required: No

## MaxConcurrency

The maximum number of targets this task can be run for, in parallel.

### Note

Although this element is listed as "Required: No", a value can be omitted only when you are registering or updating a [targetless task](#). You must provide a value in all other cases. For maintenance window tasks without a target specified, you can't supply a value for this option. Instead, the system inserts a placeholder value of 1. This value doesn't affect the running of your task.

Type: String

Length Constraints: Minimum length of 1. Maximum length of 7.

Pattern: `^([1-9][0-9]*|[1-9][0-9]%|[1-9]%|100%)$`

Required: No

## MaxErrors

The maximum number of errors allowed before this task stops being scheduled.

### Note

Although this element is listed as "Required: No", a value can be omitted only when you are registering or updating a [targetless task](#). You must provide a value in all other cases. For maintenance window tasks without a target specified, you can't supply a value for this option. Instead, the system inserts a placeholder value of 1. This value doesn't affect the running of your task.

Type: String

Length Constraints: Minimum length of 1. Maximum length of 7.

Pattern: `^([1-9][0-9]*|[0]| [1-9][0-9]%|[0-9]%|100%)$`

Required: No

## Name

An optional name for the task.

Type: String

Length Constraints: Minimum length of 3. Maximum length of 128.

Pattern: `^[a-zA-Z0-9_\-.]{3,128}$`

Required: No

## Priority

The priority of the task in the maintenance window, the lower the number the higher the priority. Tasks in a maintenance window are scheduled in priority order with tasks that have the same priority scheduled in parallel.

Type: Integer

Valid Range: Minimum value of 0.

Required: No

### ServiceRoleArn

The Amazon Resource Name (ARN) of the IAM service role for AWS Systems Manager to assume when running a maintenance window task. If you do not specify a service role ARN, Systems Manager uses a service-linked role in your account. If no appropriate service-linked role for Systems Manager exists in your account, it is created when you run `RegisterTaskWithMaintenanceWindow`.

However, for an improved security posture, we strongly recommend creating a custom policy and custom service role for running your maintenance window tasks. The policy can be crafted to provide only the permissions needed for your particular maintenance window tasks. For more information, see [Setting up Maintenance Windows](#) in the *AWS Systems Manager User Guide*.

Type: String

Required: No

### Targets

The targets (either managed nodes or maintenance window targets).

#### Note

One or more targets must be specified for maintenance window Run Command-type tasks. Depending on the task, targets are optional for other maintenance window task types (Automation, AWS Lambda, and AWS Step Functions). For more information about running tasks that don't specify targets, see [Registering maintenance window tasks without targets](#) in the *AWS Systems Manager User Guide*.

Specify managed nodes using the following format:

Key=InstanceIds,Values=<instance-id-1>,<instance-id-2>

Specify maintenance window targets using the following format:

Key=WindowTargetIds, Values=<window-target-id-1>, <window-target-id-2>

Type: Array of [Target](#) objects

Array Members: Minimum number of 0 items. Maximum number of 5 items.

Required: No

### [TaskArn](#)

The ARN of the task to run.

Type: String

Length Constraints: Minimum length of 1. Maximum length of 1600.

Required: Yes

### [TaskInvocationParameters](#)

The parameters that the task should use during execution. Populate only the fields that match the task type. All other fields should be empty.

Type: [MaintenanceWindowTaskInvocationParameters](#) object

Required: No

### [TaskParameters](#)

The parameters that should be passed to the task when it is run.

#### Note

[TaskParameters](#) has been deprecated. To specify parameters to pass to a task when it runs, instead use the `Parameters` option in the `TaskInvocationParameters` structure. For information about how Systems Manager handles these options for the supported maintenance window task types, see [MaintenanceWindowTaskInvocationParameters](#).

Type: String to [MaintenanceWindowTaskParameterValueExpression](#) object map

Key Length Constraints: Minimum length of 1. Maximum length of 255.

Required: No

### TaskType

The type of task being registered.

Type: String

Valid Values: RUN\_COMMAND | AUTOMATION | STEP\_FUNCTIONS | LAMBDA

Required: Yes

### WindowId

The ID of the maintenance window the task should be added to.

Type: String

Length Constraints: Fixed length of 20.

Pattern: ^mw-[0-9a-f]{17}\$

Required: Yes

## Response Syntax

```
{
  "WindowTaskId": "string"
}
```

## Response Elements

If the action is successful, the service sends back an HTTP 200 response.

The following data is returned in JSON format by the service.

### WindowTaskId

The ID of the task in the maintenance window.

Type: String



Length Constraints: Fixed length of 36.

Pattern: `^[0-9a-fA-F]{8}\-[0-9a-fA-F]{4}\-[0-9a-fA-F]{4}\-[0-9a-fA-F]{4}\-[0-9a-fA-F]{12}$`

## Errors

For information about the errors that are common to all actions, see [Common Errors](#).

### DoesNotExistException

Error returned when the ID specified for a resource, such as a maintenance window or patch baseline, doesn't exist.

For information about resource quotas in AWS Systems Manager, see [Systems Manager service quotas](#) in the *Amazon Web Services General Reference*.

HTTP Status Code: 400

### FeatureNotAvailableException

You attempted to register a LAMBDA or STEP\_FUNCTIONS task in a region where the corresponding service isn't available.

HTTP Status Code: 400

### IdempotentParameterMismatch

Error returned when an idempotent operation is retried and the parameters don't match the original call to the API with the same idempotency token.

HTTP Status Code: 400

### InternalServerError

An error occurred on the server side.

HTTP Status Code: 500

### ResourceLimitExceededException

Error returned when the caller has exceeded the default resource quotas. For example, too many maintenance windows or patch baselines have been created.

For information about resource quotas in Systems Manager, see [Systems Manager service quotas](#) in the *Amazon Web Services General Reference*.

HTTP Status Code: 400

## Examples

### Example

This example illustrates one usage of `RegisterTaskWithMaintenanceWindow`.

### Sample Request

```
POST / HTTP/1.1
Host: ssm.us-east-2.amazonaws.com
Accept-Encoding: identity
X-Amz-Target: AmazonSSM.RegisterTaskWithMaintenanceWindow
Content-Type: application/x-amz-json-1.1
User-Agent: aws-cli/2.0.0 Python/3.7.5 Windows/10 botocore/2.0.0dev4
X-Amz-Date: 20240225T181553Z
Authorization: AWS4-HMAC-SHA256 Credential=AKIAIOSFODNN7EXAMPLE/20240225/us-east-2/ssm/
aws4_request,
SignedHeaders=content-type;host;x-amz-date;x-amz-target, Signature=39c3b3042cd2aEXAMPLE
Content-Length: 362

{
  "WindowId": "mw-0c50858d01EXAMPLE",
  "Targets": [
    {
      "Key": "InstanceIds",
      "Values": [
        "i-02573cafcfEXAMPLE"
      ]
    }
  ],
  "TaskArn": "AWS-RunShellScript",
  "TaskType": "RUN_COMMAND",
  "TaskInvocationParameters": {
    "RunCommand": {
      "Parameters": {
        "commands": [
          "df"
        ]
      }
    }
  }
}
```

```
        ]
      }
    },
    "Priority": 10,
    "MaxConcurrency": "1",
    "MaxErrors": "1",
    "ClientToken": "8a3f60db-1d39-4938-a566-c2ec2EXAMPLE"
  }
}
```

## Sample Response

```
{
  "WindowTaskId": "216ae877-0be9-4746-a19d-ed654EXAMPLE"
}
```

## See Also

For more information about using this API in one of the language-specific AWS SDKs, see the following:

- [AWS Command Line Interface](#)
- [AWS SDK for .NET](#)
- [AWS SDK for C++](#)
- [AWS SDK for Go v2](#)
- [AWS SDK for Java V2](#)
- [AWS SDK for JavaScript V3](#)
- [AWS SDK for PHP V3](#)
- [AWS SDK for Python](#)
- [AWS SDK for Ruby V3](#)

# RemoveTagsFromResource

Removes tag keys from the specified resource.

## Request Syntax

```
{  
  "ResourceId": "string",  
  "ResourceType": "string",  
  "TagKeys": [ "string" ]  
}
```

## Request Parameters

For information about the parameters that are common to all actions, see [Common Parameters](#).

The request accepts the following data in JSON format.

### ResourceId

The ID of the resource from which you want to remove tags. For example:

ManagedInstance: mi-012345abcde

MaintenanceWindow: mw-012345abcde

Automation: example-c160-4567-8519-012345abcde

PatchBaseline: pb-012345abcde

OpsMetadata object: ResourceID for tagging is created from the Amazon Resource Name (ARN) for the object. Specifically, ResourceID is created from the strings that come after the word opsmetadata in the ARN. For example, an OpsMetadata object with an ARN of `arn:aws:ssm:us-east-2:1234567890:opsmetadata/aws:ssm/MyGroup/appmanager` has a ResourceID of either `aws/ssm/MyGroup/appmanager` or `/aws/ssm/MyGroup/appmanager`.

For the Document and Parameter values, use the name of the resource.

**Note**

The `ManagedInstance` type for this API operation is only for on-premises managed nodes. Specify the name of the managed node in the following format: `mi-ID_number`. For example, `mi-1a2b3c4d5e6f`.

Type: String

Required: Yes

**ResourceType**

The type of resource from which you want to remove a tag.

**Note**

The `ManagedInstance` type for this API operation is only for on-premises managed nodes. Specify the name of the managed node in the following format: `mi-ID_number`. For example, `mi-1a2b3c4d5e6f`.

Type: String

Valid Values: `Document` | `ManagedInstance` | `MaintenanceWindow` | `Parameter` | `PatchBaseline` | `OpsItem` | `OpsMetadata` | `Automation` | `Association`

Required: Yes

**TagKeys**

Tag keys that you want to remove from the specified resource.

Type: Array of strings

Length Constraints: Minimum length of 1. Maximum length of 128.

Pattern: `^[\\p{L}\\p{Z}\\p{N}_.:/=+\\-@]*$`

Required: Yes

## Response Elements

If the action is successful, the service sends back an HTTP 200 response with an empty HTTP body.

## Errors

For information about the errors that are common to all actions, see [Common Errors](#).

### InternalServerError

An error occurred on the server side.

HTTP Status Code: 500

### InvalidResourceId

The resource ID isn't valid. Verify that you entered the correct ID and try again.

HTTP Status Code: 400

### InvalidResourceType

The resource type isn't valid. For example, if you are attempting to tag an EC2 instance, the instance must be a registered managed node.

HTTP Status Code: 400

### TooManyUpdates

There are concurrent updates for a resource that supports one update at a time.

HTTP Status Code: 400

## Examples

### Example

This example illustrates one usage of `RemoveTagsFromResource`.

### Sample Request

```
POST / HTTP/1.1
Host: ssm.us-east-2.amazonaws.com
```

```
Accept-Encoding: identity
X-Amz-Target: AmazonSSM.RemoveTagsFromResource
Content-Type: application/x-amz-json-1.1
User-Agent: aws-cli/2.0.0 Python/3.7.5 Windows/10 botocore/2.0.0dev4
X-Amz-Date: 20240221T004031Z
Authorization: AWS4-HMAC-SHA256 Credential=AKIAIOSFODNN7EXAMPLE/20240221/us-east-2/ssm/
aws4_request,
SignedHeaders=content-type;host;x-amz-date;x-amz-target, Signature=39c3b3042cd2aEXAMPLE
Content-Length: 99

{
  "ResourceType": "PatchBaseline",
  "ResourceId": "pb-0c10e65780EXAMPLE",
  "TagKeys": [
    "Environment"
  ]
}
```

## Sample Response

```
{}
```

## See Also

For more information about using this API in one of the language-specific AWS SDKs, see the following:

- [AWS Command Line Interface](#)
- [AWS SDK for .NET](#)
- [AWS SDK for C++](#)
- [AWS SDK for Go v2](#)
- [AWS SDK for Java V2](#)
- [AWS SDK for JavaScript V3](#)
- [AWS SDK for PHP V3](#)
- [AWS SDK for Python](#)
- [AWS SDK for Ruby V3](#)

# ResetServiceSetting

`ServiceSetting` is an account-level setting for an AWS service. This setting defines how a user interacts with or uses a service or a feature of a service. For example, if an AWS service charges money to the account based on feature or service usage, then the AWS service team might create a default setting of "false". This means the user can't use this feature unless they change the setting to "true" and intentionally opt in for a paid feature.

Services map a `SettingId` object to a setting value. AWS services teams define the default value for a `SettingId`. You can't create a new `SettingId`, but you can overwrite the default value if you have the `ssm:UpdateServiceSetting` permission for the setting. Use the [GetServiceSetting](#) API operation to view the current value. Use the [UpdateServiceSetting](#) API operation to change the default setting.

Reset the service setting for the account to the default value as provisioned by the AWS service team.

## Request Syntax

```
{
  "SettingId": "string"
}
```

## Request Parameters

For information about the parameters that are common to all actions, see [Common Parameters](#).

The request accepts the following data in JSON format.

### [SettingId](#)

The Amazon Resource Name (ARN) of the service setting to reset. The setting ID can be one of the following.

- `/ssm/appmanager/appmanager-enabled`
- `/ssm/automation/customer-script-log-destination`
- `/ssm/automation/customer-script-log-group-name`
- `/ssm/documents/console/public-sharing-permission`
- `/ssm/managed-instance/activation-tier`



- /ssm/managed-instance/default-ec2-instance-management-role
- /ssm/opsinsights/opscenter
- /ssm/parameter-store/default-parameter-tier
- /ssm/parameter-store/high-throughput-enabled

Type: String

Length Constraints: Minimum length of 1. Maximum length of 1000.

Required: Yes

## Response Syntax

```
{
  "ServiceSetting": {
    "ARN": "string",
    "LastModifiedDate": number,
    "LastModifiedUser": "string",
    "SettingId": "string",
    "SettingValue": "string",
    "Status": "string"
  }
}
```

## Response Elements

If the action is successful, the service sends back an HTTP 200 response.

The following data is returned in JSON format by the service.

### ServiceSetting

The current, effective service setting after calling the ResetServiceSetting API operation.

Type: [ServiceSetting](#) object

## Errors

For information about the errors that are common to all actions, see [Common Errors](#).

## InternalServerError

An error occurred on the server side.

HTTP Status Code: 500

## ServiceSettingNotFound

The specified service setting wasn't found. Either the service name or the setting hasn't been provisioned by the AWS service team.

HTTP Status Code: 400

## TooManyUpdates

There are concurrent updates for a resource that supports one update at a time.

HTTP Status Code: 400

## Examples

### Example

This example illustrates one usage of `ResetServiceSetting`.

### Sample Request

```
POST / HTTP/1.1
Host: ssm.us-east-2.amazonaws.com
Accept-Encoding: identity
X-Amz-Target: AmazonSSM.ResetServiceSetting
Content-Type: application/x-amz-json-1.1
User-Agent: aws-cli/1.17.12 Python/3.6.8 Darwin/18.7.0 botocore/1.14.12
X-Amz-Date: 20240325T153659Z
Authorization: AWS4-HMAC-SHA256 Credential=AKIAIOSFODNN7EXAMPLE/20240325/us-east-2/ssm/
aws4_request,
SignedHeaders=content-type;host;x-amz-date;x-amz-target, Signature=39c3b3042cd2aEXAMPLE
Content-Length: 110

{
  "SettingId": "arn:aws:ssm:us-east-2:111122223333:servicesetting/ssm/parameter-
store/high-throughput-enabled"
}
```

## Sample Response

```
{
  "ServiceSetting": {
    "ARN": "arn:aws:ssm:us-east-2:111122223333:servicesetting/ssm/parameter-store/
high-throughput-enabled",
    "LastModifiedDate": 1555532571.138,
    "LastModifiedUser": "System",
    "SettingId": "/ssm/parameter-store/high-throughput-enabled",
    "SettingValue": "false",
    "Status": "Default"
  }
}
```

## See Also

For more information about using this API in one of the language-specific AWS SDKs, see the following:

- [AWS Command Line Interface](#)
- [AWS SDK for .NET](#)
- [AWS SDK for C++](#)
- [AWS SDK for Go v2](#)
- [AWS SDK for Java V2](#)
- [AWS SDK for JavaScript V3](#)
- [AWS SDK for PHP V3](#)
- [AWS SDK for Python](#)
- [AWS SDK for Ruby V3](#)

# ResumeSession

Reconnects a session to a managed node after it has been disconnected. Connections can be resumed for disconnected sessions, but not terminated sessions.

## Note

This command is primarily for use by client machines to automatically reconnect during intermittent network issues. It isn't intended for any other use.

## Request Syntax

```
{  
  "SessionId": "string"  
}
```

## Request Parameters

For information about the parameters that are common to all actions, see [Common Parameters](#).

The request accepts the following data in JSON format.

### SessionId

The ID of the disconnected session to resume.

Type: String

Length Constraints: Minimum length of 1. Maximum length of 96.

Required: Yes

## Response Syntax

```
{  
  "SessionId": "string",  
  "StreamUrl": "string",  
  "TokenValue": "string"  
}
```

## Response Elements

If the action is successful, the service sends back an HTTP 200 response.

The following data is returned in JSON format by the service.

### SessionId

The ID of the session.

Type: String

Length Constraints: Minimum length of 1. Maximum length of 96.

### StreamUrl

A URL back to SSM Agent on the managed node that the Session Manager client uses to send commands and receive output from the managed node. Format: `wss://ssmmessages.region.amazonaws.com/v1/data-channel/session-id?stream=(input|output)`.

**region** represents the Region identifier for an AWS Region supported by AWS Systems Manager, such as `us-east-2` for the US East (Ohio) Region. For a list of supported **region** values, see the **Region** column in [Systems Manager service endpoints](#) in the *Amazon Web Services General Reference*.

**session-id** represents the ID of a Session Manager session, such as `1a2b3c4dEXAMPLE`.

Type: String

### TokenValue

An encrypted token value containing session and caller information. Used to authenticate the connection to the managed node.

Type: String

Length Constraints: Minimum length of 0. Maximum length of 300.

## Errors

For information about the errors that are common to all actions, see [Common Errors](#).

## DoesNotExistException

Error returned when the ID specified for a resource, such as a maintenance window or patch baseline, doesn't exist.

For information about resource quotas in AWS Systems Manager, see [Systems Manager service quotas](#) in the *Amazon Web Services General Reference*.

HTTP Status Code: 400

## InternalServerError

An error occurred on the server side.

HTTP Status Code: 500

## Examples

### Example

This example illustrates one usage of ResumeSession.

### Sample Request

```
POST / HTTP/1.1
Host: ssm.us-east-2.amazonaws.com
Accept-Encoding: identity
X-Amz-Target: AmazonSSM.ResumeSession
Content-Type: application/x-amz-json-1.1
User-Agent: aws-cli/2.0.0 Python/3.7.5 Windows/10 botocore/2.0.0dev4
X-Amz-Date: 20240221T181144Z
Authorization: AWS4-HMAC-SHA256 Credential=AKIAIOSFODNN7EXAMPLE/20240221/us-east-2/ssm/
aws4_request,
SignedHeaders=content-type;host;x-amz-date;x-amz-target, Signature=39c3b3042cd2aEXAMPLE
Content-Length: 50

{
  "SessionId": "John-Doe-0402960697EXAMPLE"
}
```

### Sample Response

```
{{
```

```
"SessionId": "John-Doe-0402960697EXAMPLE",
"StreamUrl": "wss://ssmmessages.us-east-2.amazonaws.com/v1/data-channel/John-
Doe-0402960697EXAMPLE?role=publish_subscribe",
"TokenValue": "EXAMPLENPKTm3/39c3b3042cd2aEXAMPLE/a3f5ff34-9bc4-4d2c-
a665-4d1c1EXAMPLE"
}
```

## See Also

For more information about using this API in one of the language-specific AWS SDKs, see the following:

- [AWS Command Line Interface](#)
- [AWS SDK for .NET](#)
- [AWS SDK for C++](#)
- [AWS SDK for Go v2](#)
- [AWS SDK for Java V2](#)
- [AWS SDK for JavaScript V3](#)
- [AWS SDK for PHP V3](#)
- [AWS SDK for Python](#)
- [AWS SDK for Ruby V3](#)

# SendAutomationSignal

Sends a signal to an Automation execution to change the current behavior or status of the execution.

## Request Syntax

```
{
  "AutomationExecutionId": "string",
  "Payload": {
    "string" : [ "string" ]
  },
  "SignalType": "string"
}
```

## Request Parameters

For information about the parameters that are common to all actions, see [Common Parameters](#).

The request accepts the following data in JSON format.

### [AutomationExecutionId](#)

The unique identifier for an existing Automation execution that you want to send the signal to.

Type: String

Length Constraints: Fixed length of 36.

Required: Yes

### [Payload](#)

The data sent with the signal. The data schema depends on the type of signal used in the request.

For Approve and Reject signal types, the payload is an optional comment that you can send with the signal type. For example:

```
Comment="Looks good"
```

For StartStep and Resume signal types, you must send the name of the Automation step to start or resume as the payload. For example:



```
StepName="step1"
```

For the StopStep signal type, you must send the step execution ID as the payload. For example:

```
StepExecutionId="97fff367-fc5a-4299-aed8-0123456789ab"
```

Type: String to array of strings map

Map Entries: Maximum number of 200 items.

Key Length Constraints: Minimum length of 1. Maximum length of 50.

Array Members: Minimum number of 0 items. Maximum number of 50 items.

Length Constraints: Minimum length of 1. Maximum length of 512.

Required: No

### SignalType

The type of signal to send to an Automation execution.

Type: String

Valid Values: Approve | Reject | StartStep | StopStep | Resume

Required: Yes

## Response Elements

If the action is successful, the service sends back an HTTP 200 response with an empty HTTP body.

## Errors

For information about the errors that are common to all actions, see [Common Errors](#).

### **AutomationExecutionNotFoundException**

There is no automation execution information for the requested automation execution ID.

HTTP Status Code: 400

## AutomationStepNotFoundException

The specified step name and execution ID don't exist. Verify the information and try again.

HTTP Status Code: 400

## InternalServerError

An error occurred on the server side.

HTTP Status Code: 500

## InvalidAutomationSignalException

The signal isn't valid for the current Automation execution.

HTTP Status Code: 400

## Examples

### Example

This example illustrates one usage of `SendAutomationSignal`.

### Sample Request

```
POST / HTTP/1.1
Host: ssm.us-east-2.amazonaws.com
Accept-Encoding: identity
X-Amz-Target: AmazonSSM.SendAutomationSignal
Content-Type: application/x-amz-json-1.1
User-Agent: aws-cli/1.17.12 Python/3.6.8 Darwin/18.7.0 botocore/1.14.12
X-Amz-Date: 20240325T162449Z
Authorization: AWS4-HMAC-SHA256 Credential=AKIAIOSFODNN7EXAMPLE/20240325/us-east-2/ssm/
aws4_request,
SignedHeaders=content-type;host;x-amz-date;x-amz-target, Signature=39c3b3042cd2aEXAMPLE
Content-Length: 165

{
  "AutomationExecutionId": "b2bc0e75-4d48-4b7b-be9b-0cb5cEXAMPLE",
  "SignalType": "StopStep",
  "Payload": {
    "StepExecutionId": [
      "33d93afd-9535-4dd5-a06b-c91bdEXAMPLE"
    ]
  }
}
```

```
    ]  
  }  
}
```

## Sample Response

```
{}
```

## See Also

For more information about using this API in one of the language-specific AWS SDKs, see the following:

- [AWS Command Line Interface](#)
- [AWS SDK for .NET](#)
- [AWS SDK for C++](#)
- [AWS SDK for Go v2](#)
- [AWS SDK for Java V2](#)
- [AWS SDK for JavaScript V3](#)
- [AWS SDK for PHP V3](#)
- [AWS SDK for Python](#)
- [AWS SDK for Ruby V3](#)

# SendCommand

Runs commands on one or more managed nodes.

## Request Syntax

```
{
  "AlarmConfiguration": {
    "Alarms": [
      {
        "Name": "string"
      }
    ],
    "IgnorePollAlarmFailure": boolean
  },
  "CloudWatchOutputConfig": {
    "CloudWatchLogGroupName": "string",
    "CloudWatchOutputEnabled": boolean
  },
  "Comment": "string",
  "DocumentHash": "string",
  "DocumentHashType": "string",
  "DocumentName": "string",
  "DocumentVersion": "string",
  "InstanceIds": [ "string" ],
  "MaxConcurrency": "string",
  "MaxErrors": "string",
  "NotificationConfig": {
    "NotificationArn": "string",
    "NotificationEvents": [ "string" ],
    "NotificationType": "string"
  },
  "OutputS3BucketName": "string",
  "OutputS3KeyPrefix": "string",
  "OutputS3Region": "string",
  "Parameters": {
    "string": [ "string" ]
  },
  "ServiceRoleArn": "string",
  "Targets": [
    {
      "Key": "string",
      "Values": [ "string" ]
    }
  ]
}
```

```
    }  
  ],  
  "TimeoutSeconds": number  
}
```

## Request Parameters

For information about the parameters that are common to all actions, see [Common Parameters](#).

The request accepts the following data in JSON format.

### AlarmConfiguration

The CloudWatch alarm you want to apply to your command.

Type: [AlarmConfiguration](#) object

Required: No

### CloudWatchOutputConfig

Enables AWS Systems Manager to send Run Command output to Amazon CloudWatch Logs. Run Command is a capability of AWS Systems Manager.

Type: [CloudWatchOutputConfig](#) object

Required: No

### Comment

User-specified information about the command, such as a brief description of what the command should do.

Type: String

Length Constraints: Maximum length of 100.

Required: No

### DocumentHash

The Sha256 or Sha1 hash created by the system when the document was created.

**Note**

Sha1 hashes have been deprecated.

Type: String

Length Constraints: Maximum length of 256.

Required: No

**DocumentHashType**

Sha256 or Sha1.

**Note**

Sha1 hashes have been deprecated.

Type: String

Valid Values: Sha256 | Sha1

Required: No

**DocumentName**

The name of the AWS Systems Manager document (SSM document) to run. This can be a public document or a custom document. To run a shared document belonging to another account, specify the document Amazon Resource Name (ARN). For more information about how to use shared documents, see [Sharing SSM documents](#) in the *AWS Systems Manager User Guide*.

**Note**

If you specify a document name or ARN that hasn't been shared with your account, you receive an `InvalidDocument` error.

Type: String

Pattern: `^[a-zA-Z0-9_\-. :/]{3,128}$`

Required: Yes

### DocumentVersion

The SSM document version to use in the request. You can specify `$DEFAULT`, `$LATEST`, or a specific version number. If you run commands by using the AWS Command Line Interface (AWS CLI), then you must escape the first two options by using a backslash. If you specify a version number, then you don't need to use the backslash. For example:

```
--document-version "\$DEFAULT"
```

```
--document-version "\$LATEST"
```

```
--document-version "3"
```

Type: String

Pattern: (`[$]LATEST|[$]DEFAULT|^[1-9][0-9]*$`)

Required: No

### InstanceIds

The IDs of the managed nodes where the command should run. Specifying managed node IDs is most useful when you are targeting a limited number of managed nodes, though you can specify up to 50 IDs.

To target a larger number of managed nodes, or if you prefer not to list individual node IDs, we recommend using the `Targets` option instead. Using `Targets`, which accepts tag key-value pairs to identify the managed nodes to send commands to, you can send a command to tens, hundreds, or thousands of nodes at once.

For more information about how to use targets, see [Run commands at scale](#) in the *AWS Systems Manager User Guide*.

Type: Array of strings

Array Members: Minimum number of 0 items. Maximum number of 50 items.

Pattern: (`^i-(\w{8}|\w{17})$`)|(`^mi-\w{17}$`)

Required: No

## MaxConcurrency

(Optional) The maximum number of managed nodes that are allowed to run the command at the same time. You can specify a number such as 10 or a percentage such as 10%. The default value is 50. For more information about how to use MaxConcurrency, see [Using concurrency controls](#) in the *AWS Systems Manager User Guide*.

Type: String

Length Constraints: Minimum length of 1. Maximum length of 7.

Pattern: `^([1-9][0-9]*|[1-9][0-9]%|[1-9]%|100%)$`

Required: No

## MaxErrors

The maximum number of errors allowed without the command failing. When the command fails one more time beyond the value of MaxErrors, the systems stops sending the command to additional targets. You can specify a number like 10 or a percentage like 10%. The default value is 0. For more information about how to use MaxErrors, see [Using error controls](#) in the *AWS Systems Manager User Guide*.

Type: String

Length Constraints: Minimum length of 1. Maximum length of 7.

Pattern: `^([1-9][0-9]*|[0]|[1-9][0-9]%|[0-9]%|100%)$`

Required: No

## NotificationConfig

Configurations for sending notifications.

Type: [NotificationConfig](#) object

Required: No

## OutputS3BucketName

The name of the S3 bucket where command execution responses should be stored.

Type: String

Length Constraints: Minimum length of 3. Maximum length of 63.



Required: No

### OutputS3KeyPrefix

The directory structure within the S3 bucket where the responses should be stored.

Type: String

Length Constraints: Maximum length of 500.

Required: No

### OutputS3Region

(Deprecated) You can no longer specify this parameter. The system ignores it. Instead, Systems Manager automatically determines the AWS Region of the S3 bucket.

Type: String

Length Constraints: Minimum length of 3. Maximum length of 20.

Required: No

### Parameters

The required and optional parameters specified in the document being run.

Type: String to array of strings map

Required: No

### ServiceRoleArn

The ARN of the AWS Identity and Access Management (IAM) service role to use to publish Amazon Simple Notification Service (Amazon SNS) notifications for Run Command commands.

This role must provide the `sns:Publish` permission for your notification topic. For information about creating and using this service role, see [Monitoring Systems Manager status changes using Amazon SNS notifications](#) in the *AWS Systems Manager User Guide*.

Type: String

Required: No

### Targets

An array of search criteria that targets managed nodes using a `Key, Value` combination that you specify. Specifying targets is most useful when you want to send a command to a large

number of managed nodes at once. Using `Targets`, which accepts tag key-value pairs to identify managed nodes, you can send a command to tens, hundreds, or thousands of nodes at once.

To send a command to a smaller number of managed nodes, you can use the `InstanceIds` option instead.

For more information about how to use targets, see [Run commands at scale](#) in the *AWS Systems Manager User Guide*.

Type: Array of [Target](#) objects

Array Members: Minimum number of 0 items. Maximum number of 5 items.

Required: No

### [TimeoutSeconds](#)

If this time is reached and the command hasn't already started running, it won't run.

Type: Integer

Valid Range: Minimum value of 30. Maximum value of 2592000.

Required: No

## Response Syntax

```
{
  "Command": {
    "AlarmConfiguration": {
      "Alarms": [
        {
          "Name": "string"
        }
      ],
      "IgnorePollAlarmFailure": boolean
    },
    "CloudWatchOutputConfig": {
      "CloudWatchLogGroupName": "string",
      "CloudWatchOutputEnabled": boolean
    },
    "CommandId": "string",
    "Comment": "string",
```

```
"CompletedCount": number,
"DeliveryTimedOutCount": number,
"DocumentName": "string",
"DocumentVersion": "string",
"ErrorCount": number,
"ExpiresAfter": number,
"InstanceIds": [ "string" ],
"MaxConcurrency": "string",
"MaxErrors": "string",
"NotificationConfig": {
  "NotificationArn": "string",
  "NotificationEvents": [ "string" ],
  "NotificationType": "string"
},
"OutputS3BucketName": "string",
"OutputS3KeyPrefix": "string",
"OutputS3Region": "string",
"Parameters": {
  "string" : [ "string" ]
},
"RequestedDateTime": number,
"ServiceRole": "string",
>Status": "string",
>StatusDetails": "string",
"TargetCount": number,
"Targets": [
  {
    "Key": "string",
    "Values": [ "string" ]
  }
],
"TimeoutSeconds": number,
"TriggeredAlarms": [
  {
    "Name": "string",
    "State": "string"
  }
]
}
```

## Response Elements

If the action is successful, the service sends back an HTTP 200 response.

The following data is returned in JSON format by the service.

### Command

The request as it was received by Systems Manager. Also provides the command ID which can be used future references to this request.

Type: [Command](#) object

## Errors

For information about the errors that are common to all actions, see [Common Errors](#).

### **DuplicateInstanceId**

You can't specify a managed node ID in more than one association.

HTTP Status Code: 400

### **InternalServerError**

An error occurred on the server side.

HTTP Status Code: 500

### **InvalidDocument**

The specified SSM document doesn't exist.

HTTP Status Code: 400

### **InvalidDocumentVersion**

The document version isn't valid or doesn't exist.

HTTP Status Code: 400

### **InvalidInstanceId**

The following problems can cause this exception:

- You don't have permission to access the managed node.

- AWS Systems Manager Agent (SSM Agent) isn't running. Verify that SSM Agent is running.
- SSM Agent isn't registered with the SSM endpoint. Try reinstalling SSM Agent.
- The managed node isn't in a valid state. Valid states are: Running, Pending, Stopped, and Stopping. Invalid states are: Shutting-down and Terminated.

HTTP Status Code: 400

### **InvalidNotificationConfig**

One or more configuration items isn't valid. Verify that a valid Amazon Resource Name (ARN) was provided for an Amazon Simple Notification Service topic.

HTTP Status Code: 400

### **InvalidOutputFolder**

The S3 bucket doesn't exist.

HTTP Status Code: 400

### **InvalidParameters**

You must specify values for all required parameters in the AWS Systems Manager document (SSM document). You can only supply values to parameters defined in the SSM document.

HTTP Status Code: 400

### **InvalidRole**

The role name can't contain invalid characters. Also verify that you specified an IAM role for notifications that includes the required trust policy. For information about configuring the IAM role for Run Command notifications, see [Monitoring Systems Manager status changes using Amazon SNS notifications](#) in the *AWS Systems Manager User Guide*.

HTTP Status Code: 400

### **MaxDocumentSizeExceeded**

The size limit of a document is 64 KB.

HTTP Status Code: 400

### **UnsupportedPlatformType**

The document doesn't support the platform type of the given managed node IDs. For example, you sent an document for a Windows managed node to a Linux node.

## HTTP Status Code: 400

# Examples

## Example

This example illustrates one usage of `SendCommand`.

### Sample Request

```
POST / HTTP/1.1
Host: ssm.us-east-2.amazonaws.com
Accept-Encoding: identity
X-Amz-Target: AmazonSSM.SendCommand
Content-Type: application/x-amz-json-1.1
User-Agent: aws-cli/2.0.0 Python/3.7.5 Windows/10 botocore/2.0.0dev4
X-Amz-Date: 20240221T000322Z
Authorization: AWS4-HMAC-SHA256 Credential=AKIAIOSFODNN7EXAMPLE/20240221/us-east-2/ssm/
aws4_request,
SignedHeaders=content-type;host;x-amz-date;x-amz-target, Signature=39c3b3042cd2aEXAMPLE
Content-Length: 153

{
  "CloudWatchOutputConfig": {
    "CloudWatchLogGroupName": "my-log-group",
    "CloudWatchOutputEnabled": true
  },
  "DocumentName": "AWS-ConfigureCloudWatch",
  "DocumentVersion": "1",
  "InstanceIds": [
    "i-07be1baa4aEXAMPLE",
    "i-017431b35cEXAMPLE",
    "i-09c350ed76EXAMPLE"
  ],
  "MaxConcurrency": "2",
  "MaxErrors": "1",
  "NotificationConfig": {
    "NotificationArn": "arn:aws:sns:us-east-2:111122223333:my-us-east-2-
notification-arn",
    "NotificationEvents": [
      "Failed",
      "Success"
    ]
  },
}
```

```
    "NotificationType": "Command"
  },
  "OutputS3BucketName": "amzn-s3-demo-bucket",
  "OutputS3KeyPrefix": "my-prefix",
  "OutputS3Region": "us-east-2",
  "Parameters": {
    "string": []
  },
  "TimeoutSeconds": 30
}
```

## Sample Response

```
{
  "Command": {
    "CommandId": "b94bf1dc-fe7d-4e88-851d-e85e5EXAMPLE",
    "DocumentName": "AWS-ConfigureCloudWatch",
    "DocumentVersion": "1",
    "Comment": "",
    "ExpiresAfter": 1582250177.7,
    "Parameters": {
      "properties": [
        ""
      ],
      "status": [
        "Enabled"
      ]
    },
    "InstanceIds": [],
    "Targets": [
      {
        "Key": "InstanceIds",
        "Values": [
          "i-07be1baa4aEXAMPLE",
          "i-017431b35cEXAMPLE",
          "i-09c350ed76EXAMPLE"
        ]
      }
    ],
    "RequestedDateTime": 1582245977.7,
    "Status": "Pending",
    "StatusDetails": "Pending",
    "OutputS3BucketName": "amzn-s3-demo-bucket",
```

```
    "OutputS3KeyPrefix": "my-prefix",
    "MaxConcurrency": "2",
    "MaxErrors": "1",
    "TargetCount": 0,
    "CompletedCount": 0,
    "ErrorCount": 0,
    "DeliveryTimedOutCount": 0,
    "ServiceRole": "arn:aws:iam::111122223333:role/my-SNS-notifications-role",
    "NotificationConfig": {
      "NotificationArn": "arn:aws:sns:us-east-2:111122223333:my-us-east-2-
notification-arn",
      "NotificationEvents": [
        "Failed",
        "Success"
      ],
      "NotificationType": "Command"
    },
    "CloudWatchOutputConfig": {
      "CloudWatchLogGroupName": "my-log-group",
      "CloudWatchOutputEnabled": true
    }
  }
}
```

## See Also

For more information about using this API in one of the language-specific AWS SDKs, see the following:

- [AWS Command Line Interface](#)
- [AWS SDK for .NET](#)
- [AWS SDK for C++](#)
- [AWS SDK for Go v2](#)
- [AWS SDK for Java V2](#)
- [AWS SDK for JavaScript V3](#)
- [AWS SDK for PHP V3](#)
- [AWS SDK for Python](#)
- [AWS SDK for Ruby V3](#)



# StartAssociationsOnce

Runs an association immediately and only one time. This operation can be helpful when troubleshooting associations.

## Request Syntax

```
{
  "AssociationIds": [ "string" ]
}
```

## Request Parameters

For information about the parameters that are common to all actions, see [Common Parameters](#).

The request accepts the following data in JSON format.

### AssociationIds

The association IDs that you want to run immediately and only one time.

Type: Array of strings

Array Members: Minimum number of 1 item. Maximum number of 10 items.

Pattern: [0-9a-fA-F]{8}-[0-9a-fA-F]{4}-[0-9a-fA-F]{4}-[0-9a-fA-F]{4}-[0-9a-fA-F]{12}

Required: Yes

## Response Elements

If the action is successful, the service sends back an HTTP 200 response with an empty HTTP body.

## Errors

For information about the errors that are common to all actions, see [Common Errors](#).

### **AssociationDoesNotExist**

The specified association doesn't exist.

HTTP Status Code: 400

## InvalidAssociation

The association isn't valid or doesn't exist.

HTTP Status Code: 400

## Examples

### Example

This example illustrates one usage of `StartAssociationsOnce`.

### Sample Request

```
POST / HTTP/1.1
Host: ssm.us-east-2.amazonaws.com
Accept-Encoding: identity
X-Amz-Target: AmazonSSM.StartAssociationsOnce
Content-Type: application/x-amz-json-1.1
User-Agent: aws-cli/1.17.12 Python/3.6.8 Darwin/18.7.0 boto3/1.14.12
X-Amz-Date: 20240325T163434Z
Authorization: AWS4-HMAC-SHA256 Credential=AKIAIOSFODNN7EXAMPLE/20240325/us-east-2/ssm/
aws4_request,
SignedHeaders=content-type;host;x-amz-date;x-amz-target, Signature=39c3b3042cd2aEXAMPLE
Content-Length: 60

{
  "AssociationIds": [
    "4332cf28-050d-4fa1-a4df-11b39EXAMPLE"
  ]
}
```

### Sample Response

```
{}
```

## See Also

For more information about using this API in one of the language-specific AWS SDKs, see the following:

- [AWS Command Line Interface](#)
- [AWS SDK for .NET](#)
- [AWS SDK for C++](#)
- [AWS SDK for Go v2](#)
- [AWS SDK for Java V2](#)
- [AWS SDK for JavaScript V3](#)
- [AWS SDK for PHP V3](#)
- [AWS SDK for Python](#)
- [AWS SDK for Ruby V3](#)

# StartAutomationExecution

Initiates execution of an Automation runbook.

## Request Syntax

```
{
  "AlarmConfiguration": {
    "Alarms": [
      {
        "Name": "string"
      }
    ],
    "IgnorePollAlarmFailure": boolean
  },
  "ClientToken": "string",
  "DocumentName": "string",
  "DocumentVersion": "string",
  "MaxConcurrency": "string",
  "MaxErrors": "string",
  "Mode": "string",
  "Parameters": {
    "string" : [ "string" ]
  },
  "Tags": [
    {
      "Key": "string",
      "Value": "string"
    }
  ],
  "TargetLocations": [
    {
      "Accounts": [ "string" ],
      "ExcludeAccounts": [ "string" ],
      "ExecutionRoleName": "string",
      "IncludeChildOrganizationUnits": boolean,
      "Regions": [ "string" ],
      "TargetLocationAlarmConfiguration": {
        "Alarms": [
          {
            "Name": "string"
          }
        ]
      }
    ]
  ]
}
```

```
    "IgnorePollAlarmFailure": boolean
  },
  "TargetLocationMaxConcurrency": "string",
  "TargetLocationMaxErrors": "string",
  "Targets": [
    {
      "Key": "string",
      "Values": [ "string" ]
    }
  ],
  "TargetsMaxConcurrency": "string",
  "TargetsMaxErrors": "string"
}
],
"TargetLocationsURL": "string",
"TargetMaps": [
  {
    "string" : [ "string" ]
  }
],
"TargetParameterName": "string",
"Targets": [
  {
    "Key": "string",
    "Values": [ "string" ]
  }
]
}
```

## Request Parameters

For information about the parameters that are common to all actions, see [Common Parameters](#).

The request accepts the following data in JSON format.

### AlarmConfiguration

The CloudWatch alarm you want to apply to your automation.

Type: [AlarmConfiguration](#) object

Required: No

## ClientToken

User-provided idempotency token. The token must be unique, is case insensitive, enforces the UUID format, and can't be reused.

Type: String

Length Constraints: Fixed length of 36.

Pattern: `[a-fA-F0-9]{8}-[a-fA-F0-9]{4}-[a-fA-F0-9]{4}-[a-fA-F0-9]{4}-[a-fA-F0-9]{12}`

Required: No

## DocumentName

The name of the SSM document to run. This can be a public document or a custom document. To run a shared document belonging to another account, specify the document ARN. For more information about how to use shared documents, see [Sharing SSM documents](#) in the *AWS Systems Manager User Guide*.

Type: String

Pattern: `^[a-zA-Z0-9_\-\.:/]{3,128}$`

Required: Yes

## DocumentVersion

The version of the Automation runbook to use for this execution.

Type: String

Pattern: `([ $\$$ ]LATEST|[ $\$$ ]DEFAULT|^[1-9][0-9]* $\$$ )`

Required: No

## MaxConcurrency

The maximum number of targets allowed to run this task in parallel. You can specify a number, such as 10, or a percentage, such as 10%. The default value is 10.

If both this parameter and the `TargetLocation:TargetsMaxConcurrency` are supplied, `TargetLocation:TargetsMaxConcurrency` takes precedence.

Type: String

Length Constraints: Minimum length of 1. Maximum length of 7.

Pattern:  $^([1-9][0-9]^|[1-9][0-9]\%|[1-9]\%|100\%)\$$

Required: No

### MaxErrors

The number of errors that are allowed before the system stops running the automation on additional targets. You can specify either an absolute number of errors, for example 10, or a percentage of the target set, for example 10%. If you specify 3, for example, the system stops running the automation when the fourth error is received. If you specify 0, then the system stops running the automation on additional targets after the first error result is returned. If you run an automation on 50 resources and set max-errors to 10%, then the system stops running the automation on additional targets when the sixth error is received.

Executions that are already running an automation when max-errors is reached are allowed to complete, but some of these executions may fail as well. If you need to ensure that there won't be more than max-errors failed executions, set max-concurrency to 1 so the executions proceed one at a time.

If this parameter and the `TargetLocation:TargetsMaxErrors` parameter are both supplied, `TargetLocation:TargetsMaxErrors` takes precedence.

Type: String

Length Constraints: Minimum length of 1. Maximum length of 7.

Pattern:  $^([1-9][0-9]^|[0]| [1-9][0-9]\%|[0-9]\%|100\%)\$$

Required: No

### Mode

The execution mode of the automation. Valid modes include the following: Auto and Interactive. The default mode is Auto.

Type: String

Valid Values: Auto | Interactive

Required: No

### Parameters

A key-value map of execution parameters, which match the declared parameters in the Automation runbook.

Type: String to array of strings map

Map Entries: Maximum number of 200 items.

Key Length Constraints: Minimum length of 1. Maximum length of 50.

Array Members: Minimum number of 0 items. Maximum number of 50 items.

Length Constraints: Minimum length of 1. Maximum length of 512.

Required: No

### Tags

Optional metadata that you assign to a resource. You can specify a maximum of five tags for an automation. Tags enable you to categorize a resource in different ways, such as by purpose, owner, or environment. For example, you might want to tag an automation to identify an environment or operating system. In this case, you could specify the following key-value pairs:

- Key=environment, Value=test
- Key=OS, Value=Windows

#### Note

To add tags to an existing automation, use the [AddTagsToResource](#) operation.

Type: Array of [Tag](#) objects

Array Members: Maximum number of 1000 items.

Required: No

### TargetLocations

A location is a combination of AWS Regions and/or AWS accounts where you want to run the automation. Use this operation to start an automation in multiple AWS Regions and multiple



AWS accounts. For more information, see [Running automations in multiple AWS Regions and accounts](#) in the *AWS Systems Manager User Guide*.

Type: Array of [TargetLocation](#) objects

Array Members: Minimum number of 1 item. Maximum number of 100 items.

Required: No

### [TargetLocationsURL](#)

Specify a publicly accessible URL for a file that contains the `TargetLocations` body. Currently, only files in presigned Amazon S3 buckets are supported.

Type: String

Pattern: `^https://[-a-zA-Z0-9@:%._\+~#={1,253}\.s3(\.[a-z\d-]{9,16})?\.amazonaws\.com\.{1,2000}`

Required: No

### [TargetMaps](#)

A key-value mapping of document parameters to target resources. Both `Targets` and `TargetMaps` can't be specified together.

Type: Array of string to array of strings maps

Array Members: Minimum number of 0 items. Maximum number of 300 items.

Map Entries: Maximum number of 20 items.

Key Length Constraints: Minimum length of 1. Maximum length of 50.

Array Members: Minimum number of 0 items. Maximum number of 25 items.

Length Constraints: Minimum length of 1. Maximum length of 50.

Required: No

### [TargetParameterName](#)

The name of the parameter used as the target resource for the rate-controlled execution. Required if you specify targets.

Type: String

Length Constraints: Minimum length of 1. Maximum length of 50.

Required: No

### Targets

A key-value mapping to target resources. Required if you specify TargetParameterName.

If both this parameter and the TargetLocation:Targets parameter are supplied, TargetLocation:Targets takes precedence.

Type: Array of [Target](#) objects

Array Members: Minimum number of 0 items. Maximum number of 5 items.

Required: No

## Response Syntax

```
{  
  "AutomationExecutionId": "string"  
}
```

## Response Elements

If the action is successful, the service sends back an HTTP 200 response.

The following data is returned in JSON format by the service.

### AutomationExecutionId

The unique ID of a newly scheduled automation execution.

Type: String

Length Constraints: Fixed length of 36.

## Errors

For information about the errors that are common to all actions, see [Common Errors](#).

### **AutomationDefinitionNotFoundException**

An Automation runbook with the specified name couldn't be found.

HTTP Status Code: 400

### **AutomationDefinitionVersionNotFoundException**

An Automation runbook with the specified name and version couldn't be found.

HTTP Status Code: 400

### **AutomationExecutionLimitExceededException**

The number of simultaneously running Automation executions exceeded the allowable limit.

HTTP Status Code: 400

### **IdempotentParameterMismatch**

Error returned when an idempotent operation is retried and the parameters don't match the original call to the API with the same idempotency token.

HTTP Status Code: 400

### **InternalServerError**

An error occurred on the server side.

HTTP Status Code: 500

### **InvalidAutomationExecutionParametersException**

The supplied parameters for invoking the specified Automation runbook are incorrect. For example, they may not match the set of parameters permitted for the specified Automation document.

HTTP Status Code: 400

### **InvalidTarget**

The target isn't valid or doesn't exist. It might not be configured for Systems Manager or you might not have permission to perform the operation.

HTTP Status Code: 400

## Examples

### Example

This example illustrates one usage of StartAutomationExecution.

### Sample Request

```
POST / HTTP/1.1
Host: ssm.us-east-2.amazonaws.com
Accept-Encoding: identity
X-Amz-Target: AmazonSSM.StartAutomationExecution
Content-Type: application/x-amz-json-1.1
User-Agent: aws-cli/1.17.12 Python/3.6.8 Darwin/18.7.0 botocore/1.14.12
X-Amz-Date: 20240325T162110Z
Authorization: AWS4-HMAC-SHA256 Credential=AKIAIOSFODNN7EXAMPLE/20240325/us-east-2/ssm/
aws4_request,
SignedHeaders=content-type;host;x-amz-date;x-amz-target, Signature=39c3b3042cd2aEXAMPLE
Content-Length: 86

{
  "DocumentName": "Example",
  "Parameters": {
    "InstanceId": [
      "i-02573cafcfEXAMPLE"
    ]
  }
}
```

### Sample Response

```
{
  "AutomationExecutionId": "832a6fba-f4f0-4b2a-ab85-587adEXAMPLE"
}
```

## See Also

For more information about using this API in one of the language-specific AWS SDKs, see the following:

- [AWS Command Line Interface](#)

- [AWS SDK for .NET](#)
- [AWS SDK for C++](#)
- [AWS SDK for Go v2](#)
- [AWS SDK for Java V2](#)
- [AWS SDK for JavaScript V3](#)
- [AWS SDK for PHP V3](#)
- [AWS SDK for Python](#)
- [AWS SDK for Ruby V3](#)

# StartChangeRequestExecution

Creates a change request for Change Manager. The Automation runbooks specified in the change request run only after all required approvals for the change request have been received.

## Request Syntax

```
{
  "AutoApprove": boolean,
  "ChangeDetails": "string",
  "ChangeRequestName": "string",
  "ClientToken": "string",
  "DocumentName": "string",
  "DocumentVersion": "string",
  "Parameters": {
    "string" : [ "string" ]
  },
  "Runbooks": [
    {
      "DocumentName": "string",
      "DocumentVersion": "string",
      "MaxConcurrency": "string",
      "MaxErrors": "string",
      "Parameters": {
        "string" : [ "string" ]
      },
      "TargetLocations": [
        {
          "Accounts": [ "string" ],
          "ExcludeAccounts": [ "string" ],
          "ExecutionRoleName": "string",
          "IncludeChildOrganizationUnits": boolean,
          "Regions": [ "string" ],
          "TargetLocationAlarmConfiguration": {
            "Alarms": [
              {
                "Name": "string"
              }
            ],
            "IgnorePollAlarmFailure": boolean
          },
          "TargetLocationMaxConcurrency": "string",
          "TargetLocationMaxErrors": "string",
```

```
    "Targets": [
      {
        "Key": "string",
        "Values": [ "string" ]
      }
    ],
    "TargetsMaxConcurrency": "string",
    "TargetsMaxErrors": "string"
  }
],
"TargetMaps": [
  {
    "string" : [ "string" ]
  }
],
"TargetParameterName": "string",
"Targets": [
  {
    "Key": "string",
    "Values": [ "string" ]
  }
]
]
}
],
"ScheduledEndTime": number,
"ScheduledTime": number,
"Tags": [
  {
    "Key": "string",
    "Value": "string"
  }
]
}
```

## Request Parameters

For information about the parameters that are common to all actions, see [Common Parameters](#).

The request accepts the following data in JSON format.

## AutoApprove

Indicates whether the change request can be approved automatically without the need for manual approvals.

If `AutoApprovable` is enabled in a change template, then setting `AutoApprove` to `true` in `StartChangeRequestExecution` creates a change request that bypasses approver review.

### **Note**

Change Calendar restrictions are not bypassed in this scenario. If the state of an associated calendar is `CLOSED`, change freeze approvers must still grant permission for this change request to run. If they don't, the change won't be processed until the calendar state is again `OPEN`.

Type: Boolean

Required: No

## ChangeDetails

User-provided details about the change. If no details are provided, content specified in the **Template information** section of the associated change template is added.

Type: String

Length Constraints: Minimum length of 1. Maximum length of 32768.

Required: No

## ChangeRequestName

The name of the change request associated with the runbook workflow to be run.

Type: String

Length Constraints: Minimum length of 1. Maximum length of 1024.

Required: No

## ClientToken

The user-provided idempotency token. The token must be unique, is case insensitive, enforces the UUID format, and can't be reused.



Type: String

Length Constraints: Fixed length of 36.

Pattern: `[a-fA-F0-9]{8}-[a-fA-F0-9]{4}-[a-fA-F0-9]{4}-[a-fA-F0-9]{4}-[a-fA-F0-9]{12}`

Required: No

### DocumentName

The name of the change template document to run during the runbook workflow.

Type: String

Pattern: `^[a-zA-Z0-9_\-\.:/]{3,128}$`

Required: Yes

### DocumentVersion

The version of the change template document to run during the runbook workflow.

Type: String

Pattern: `([ $\$$ ]LATEST|[ $\$$ ]DEFAULT|^[1-9][0-9]* $\$$ )`

Required: No

### Parameters

A key-value map of parameters that match the declared parameters in the change template document.

Type: String to array of strings map

Map Entries: Maximum number of 200 items.

Key Length Constraints: Minimum length of 1. Maximum length of 50.

Array Members: Minimum number of 0 items. Maximum number of 50 items.

Length Constraints: Minimum length of 1. Maximum length of 512.

Required: No

## Runbooks

Information about the Automation runbooks that are run during the runbook workflow.

### **Note**

The Automation runbooks specified for the runbook workflow can't run until all required approvals for the change request have been received.

Type: Array of [Runbook](#) objects

Array Members: Fixed number of 1 item.

Required: Yes

## ScheduledEndTime

The time that the requester expects the runbook workflow related to the change request to complete. The time is an estimate only that the requester provides for reviewers.

Type: Timestamp

Required: No

## ScheduledTime

The date and time specified in the change request to run the Automation runbooks.

### **Note**

The Automation runbooks specified for the runbook workflow can't run until all required approvals for the change request have been received.

Type: Timestamp

Required: No

## Tags

Optional metadata that you assign to a resource. You can specify a maximum of five tags for a change request. Tags enable you to categorize a resource in different ways, such as by purpose,

owner, or environment. For example, you might want to tag a change request to identify an environment or target AWS Region. In this case, you could specify the following key-value pairs:

- Key=Environment, Value=Production
- Key=Region, Value=us-east-2

Type: Array of [Tag](#) objects

Array Members: Maximum number of 1000 items.

Required: No

## Response Syntax

```
{
  "AutomationExecutionId": "string"
}
```

## Response Elements

If the action is successful, the service sends back an HTTP 200 response.

The following data is returned in JSON format by the service.

### [AutomationExecutionId](#)

The unique ID of a runbook workflow operation. (A runbook workflow is a type of Automation operation.)

Type: String

Length Constraints: Fixed length of 36.

## Errors

For information about the errors that are common to all actions, see [Common Errors](#).

### **AutomationDefinitionNotApprovedException**

Indicates that the Change Manager change template used in the change request was rejected or is still in a pending state.

HTTP Status Code: 400

### **AutomationDefinitionNotFoundException**

An Automation runbook with the specified name couldn't be found.

HTTP Status Code: 400

### **AutomationDefinitionVersionNotFoundException**

An Automation runbook with the specified name and version couldn't be found.

HTTP Status Code: 400

### **AutomationExecutionLimitExceededException**

The number of simultaneously running Automation executions exceeded the allowable limit.

HTTP Status Code: 400

### **IdempotentParameterMismatch**

Error returned when an idempotent operation is retried and the parameters don't match the original call to the API with the same idempotency token.

HTTP Status Code: 400

### **InternalServerError**

An error occurred on the server side.

HTTP Status Code: 500

### **InvalidAutomationExecutionParametersException**

The supplied parameters for invoking the specified Automation runbook are incorrect. For example, they may not match the set of parameters permitted for the specified Automation document.

HTTP Status Code: 400

## **Examples**

### **Example**

This example illustrates one usage of `StartChangeRequestExecution`.

## Sample Request

```
POST / HTTP/1.1
Host: ssm.us-east-2.amazonaws.com
Accept-Encoding: identity
X-Amz-Target: AmazonSSM.StartChangeRequestExecution
Content-Type: application/x-amz-json-1.1
User-Agent: aws-cli/2.2.12 Python/3.8.8 Windows/10 exe/AMD64 prompt/off command/
ssm.start-change-request-execution
X-Amz-Date: 20240820T192759Z
Authorization: AWS4-HMAC-SHA256 Credential=AKIAIOSFODNN7EXAMPLE/20240820/us-east-2/ssm/
aws4_request,
SignedHeaders=content-type;host;x-amz-date;x-amz-target, Signature=39c3b3042cd2aEXAMPLE
Content-Length: 1247
```

```
{
  "ChangeRequestName": "MyChangeRequest",
  "DocumentName": "AWS-HelloWorldChangeTemplate",
  "DocumentVersion": "$DEFAULT",
  "ScheduledTime": 1640833200,
  "ScheduledEndTime": 1640833500,
  "Tags": [
    {
      "Key": "Purpose",
      "Value": "Testing"
    }
  ],
  "Parameters": {
    "Approver": [
      "JohnDoe"
    ],
    "ApproverType": [
      "IamUser"
    ],
    "ApproverSnsTopicArn": [
      "arn:aws:sns:us-east-2:111122223333:MyNotificationTopic"
    ]
  },
  "Runbooks": [
    {
      "DocumentName": "AWS-HelloWorld",
      "DocumentVersion": "1",
      "MaxConcurrency": "1",
      "MaxErrors": "1",

```

```
    "Parameters": {
      "AutomationAssumeRole": [
        "arn:aws:iam::111122223333:role/MyChangeManagerAssumeRole"
      ]
    }
  ],
  "ChangeDetails": "### Document Name: HelloWorldChangeTemplate\n\n## What does this document do?\nThis change template demonstrates the feature set available for creating change templates for Change Manager. This template starts a Runbook workflow for the Automation document called AWS-HelloWorld.\n\n## Input Parameters\n\n* ApproverSnsTopicArn: (Required) Amazon Simple Notification Service ARN for approvers.\n* Approver: (Required) The name of the approver to send this request to.\n* ApproverType: (Required) The type of reviewer.\n  * Allowed Values: IamUser, IamGroup, IamRole, SSOGroup, SSOUser\n\n## Output Parameters\n\nThis document has no outputs \n"
}
```

## Sample Response

```
{
  "AutomationExecutionId": "dddd1c6c-849d-4ee0-acc1-0be9dEXAMPLE"
}
```

## See Also

For more information about using this API in one of the language-specific AWS SDKs, see the following:

- [AWS Command Line Interface](#)
- [AWS SDK for .NET](#)
- [AWS SDK for C++](#)
- [AWS SDK for Go v2](#)
- [AWS SDK for Java V2](#)
- [AWS SDK for JavaScript V3](#)
- [AWS SDK for PHP V3](#)
- [AWS SDK for Python](#)
- [AWS SDK for Ruby V3](#)



# StartSession

Initiates a connection to a target (for example, a managed node) for a Session Manager session. Returns a URL and token that can be used to open a WebSocket connection for sending input and receiving outputs.

## Note

AWS CLI usage: `start-session` is an interactive command that requires the Session Manager plugin to be installed on the client machine making the call. For information, see [Install the Session Manager plugin for the AWS CLI](#) in the *AWS Systems Manager User Guide*.

AWS Tools for PowerShell usage: `Start-SSMSession` isn't currently supported by AWS Tools for PowerShell on Windows local machines.

## Request Syntax

```
{
  "DocumentName": "string",
  "Parameters": {
    "string" : [ "string" ]
  },
  "Reason": "string",
  "Target": "string"
}
```

## Request Parameters

For information about the parameters that are common to all actions, see [Common Parameters](#).

The request accepts the following data in JSON format.

### DocumentName

The name of the SSM document you want to use to define the type of session, input parameters, or preferences for the session. For example, `SSM-SessionManagerRunShell`. You can call the [GetDocument](#) API to verify the document exists before attempting to start a



session. If no document name is provided, a shell to the managed node is launched by default. For more information, see [Start a session](#) in the *AWS Systems Manager User Guide*.

Type: String

Pattern: `^[a-zA-Z0-9_\-.:/]{3,128}$`

Required: No

## Parameters

The values you want to specify for the parameters defined in the Session document.

Type: String to array of strings map

Key Length Constraints: Minimum length of 1. Maximum length of 255.

Length Constraints: Minimum length of 1. Maximum length of 65535.

Required: No

## Reason

The reason for connecting to the instance. This value is included in the details for the Amazon CloudWatch Events event created when you start the session.

Type: String

Length Constraints: Minimum length of 1. Maximum length of 256.

Pattern: `^.{1,256}$`

Required: No

## Target

The managed node to connect to for the session.

Type: String

Length Constraints: Minimum length of 1. Maximum length of 400.

Required: Yes

## Response Syntax

```
{
  "SessionId": "string",
  "StreamUrl": "string",
  "TokenValue": "string"
}
```

## Response Elements

If the action is successful, the service sends back an HTTP 200 response.

The following data is returned in JSON format by the service.

### SessionId

The ID of the session.

Type: String

Length Constraints: Minimum length of 1. Maximum length of 96.

### StreamUrl

A URL back to SSM Agent on the managed node that the Session Manager client uses to send commands and receive output from the node. Format: `wss://ssmmessages.region.amazonaws.com/v1/data-channel/session-id?stream=(input|output)`

**region** represents the Region identifier for an AWS Region supported by AWS Systems Manager, such as `us-east-2` for the US East (Ohio) Region. For a list of supported **region** values, see the **Region** column in [Systems Manager service endpoints](#) in the *Amazon Web Services General Reference*.

**session-id** represents the ID of a Session Manager session, such as `1a2b3c4dEXAMPLE`.

Type: String

### TokenValue

An encrypted token value containing session and caller information. This token is used to authenticate the connection to the managed node, and is valid only long enough to ensure the connection is successful. Never share your session's token.

Type: String

Length Constraints: Minimum length of 0. Maximum length of 300.

## Errors

For information about the errors that are common to all actions, see [Common Errors](#).

### InternalServerError

An error occurred on the server side.

HTTP Status Code: 500

### InvalidDocument

The specified SSM document doesn't exist.

HTTP Status Code: 400

### TargetNotConnected

The specified target managed node for the session isn't fully configured for use with Session Manager. For more information, see [Setting up Session Manager](#) in the *AWS Systems Manager User Guide*. This error is also returned if you attempt to start a session on a managed node that is located in a different account or Region

HTTP Status Code: 400

## Examples

### Example

This example illustrates one usage of StartSession.

### Sample Request

```
POST / HTTP/1.1
Host: ssm.us-east-2.amazonaws.com
Accept-Encoding: identity
X-Amz-Target: AmazonSSM.StartSession
Content-Type: application/x-amz-json-1.1
```

```
User-Agent: aws-cli/2.0.0 Python/3.7.5 Windows/10 botocore/2.0.0dev4
X-Amz-Date: 20240221T181823Z
Authorization: AWS4-HMAC-SHA256 Credential=AKIAIOSFODNN7EXAMPLE/20240221/us-east-2/ssm/
aws4_request,
SignedHeaders=content-type;host;x-amz-date;x-amz-target, Signature=39c3b3042cd2aEXAMPLE
Content-Length: 33

{
  "Target": "i-02573cafcfEXAMPLE"
}
```

## Sample Response

```
{
  "SessionId": "John-Doe-0dc5b7af96EXAMPLE",
  "StreamUrl": "wss://ssmmessages.us-east-2.amazonaws.com/v1/data-channel/John-
Doe-0dc5b7af96EXAMPLE?role=publish_subscribe",
  "TokenValue": "a3f5ff34-9bc4-4d2c-a665-4d1c1EXAMPLE/39c3b3042cd2aEXAMPLE"
}
```

## See Also

For more information about using this API in one of the language-specific AWS SDKs, see the following:

- [AWS Command Line Interface](#)
- [AWS SDK for .NET](#)
- [AWS SDK for C++](#)
- [AWS SDK for Go v2](#)
- [AWS SDK for Java V2](#)
- [AWS SDK for JavaScript V3](#)
- [AWS SDK for PHP V3](#)
- [AWS SDK for Python](#)
- [AWS SDK for Ruby V3](#)

# StopAutomationExecution

Stop an Automation that is currently running.

## Request Syntax

```
{  
  "AutomationExecutionId": "string",  
  "Type": "string"  
}
```

## Request Parameters

For information about the parameters that are common to all actions, see [Common Parameters](#).

The request accepts the following data in JSON format.

### [AutomationExecutionId](#)

The execution ID of the Automation to stop.

Type: String

Length Constraints: Fixed length of 36.

Required: Yes

### [Type](#)

The stop request type. Valid types include the following: Cancel and Complete. The default type is Cancel.

Type: String

Valid Values: Complete | Cancel

Required: No

## Response Elements

If the action is successful, the service sends back an HTTP 200 response with an empty HTTP body.

## Errors

For information about the errors that are common to all actions, see [Common Errors](#).

### AutomationExecutionNotFoundException

There is no automation execution information for the requested automation execution ID.

HTTP Status Code: 400

### InternalServerError

An error occurred on the server side.

HTTP Status Code: 500

### InvalidAutomationStatusUpdateException

The specified update status operation isn't valid.

HTTP Status Code: 400

## Examples

### Example

This example illustrates one usage of StopAutomationExecution.

### Sample Request

```
POST / HTTP/1.1
Host: ssm.us-east-2.amazonaws.com
Accept-Encoding: identity
X-Amz-Target: AmazonSSM.StopAutomationExecution
Content-Type: application/x-amz-json-1.1
User-Agent: aws-cli/1.17.12 Python/3.6.8 Darwin/18.7.0 botocore/1.14.12
X-Amz-Date: 20240325T171100Z
Authorization: AWS4-HMAC-SHA256 Credential=AKIAIOSFODNN7EXAMPLE/20240325/us-east-2/ssm/
aws4_request,
SignedHeaders=content-type;host;x-amz-date;x-amz-target, Signature=39c3b3042cd2aEXAMPLE
Content-Length: 65

{
```

```
"AutomationExecutionId": "f7d1f82d-6cde-4f7a-aa53-d485bEXAMPLE"  
}
```

## Sample Response

```
{}
```

## See Also

For more information about using this API in one of the language-specific AWS SDKs, see the following:

- [AWS Command Line Interface](#)
- [AWS SDK for .NET](#)
- [AWS SDK for C++](#)
- [AWS SDK for Go v2](#)
- [AWS SDK for Java V2](#)
- [AWS SDK for JavaScript V3](#)
- [AWS SDK for PHP V3](#)
- [AWS SDK for Python](#)
- [AWS SDK for Ruby V3](#)

# TerminateSession

Permanently ends a session and closes the data connection between the Session Manager client and SSM Agent on the managed node. A terminated session can't be resumed.

## Request Syntax

```
{  
  "SessionId": "string"  
}
```

## Request Parameters

For information about the parameters that are common to all actions, see [Common Parameters](#).

The request accepts the following data in JSON format.

### SessionId

The ID of the session to terminate.

Type: String

Length Constraints: Minimum length of 1. Maximum length of 96.

Required: Yes

## Response Syntax

```
{  
  "SessionId": "string"  
}
```

## Response Elements

If the action is successful, the service sends back an HTTP 200 response.

The following data is returned in JSON format by the service.



## SessionId

The ID of the session that has been terminated.

Type: String

Length Constraints: Minimum length of 1. Maximum length of 96.

## Errors

For information about the errors that are common to all actions, see [Common Errors](#).

### InternalServerError

An error occurred on the server side.

HTTP Status Code: 500

## Examples

### Example

This example illustrates one usage of `TerminateSession`.

### Sample Request

```
POST / HTTP/1.1
Host: ssm.us-east-2.amazonaws.com
Accept-Encoding: identity
X-Amz-Target: AmazonSSM.TerminateSession
Content-Type: application/x-amz-json-1.1
User-Agent: aws-cli/2.0.0 Python/3.7.5 Windows/10 botocore/2.0.0dev4
X-Amz-Date: 20240221T182708Z
Authorization: AWS4-HMAC-SHA256 Credential=AKIAIOSFODNN7EXAMPLE/20240221/us-east-2/ssm/
aws4_request,
SignedHeaders=content-type;host;x-amz-date;x-amz-target, Signature=39c3b3042cd2aEXAMPLE
Content-Length: 50

{
  "SessionId": "John-Doe-0402960697EXAMPLE"
}
```

## Sample Response

```
{
  "SessionId": "John-Doe-0402960697EXAMPLE"
}
```

## See Also

For more information about using this API in one of the language-specific AWS SDKs, see the following:

- [AWS Command Line Interface](#)
- [AWS SDK for .NET](#)
- [AWS SDK for C++](#)
- [AWS SDK for Go v2](#)
- [AWS SDK for Java V2](#)
- [AWS SDK for JavaScript V3](#)
- [AWS SDK for PHP V3](#)
- [AWS SDK for Python](#)
- [AWS SDK for Ruby V3](#)

# UnlabelParameterVersion

Remove a label or labels from a parameter.

## Request Syntax

```
{  
  "Labels": [ "string" ],  
  "Name": "string",  
  "ParameterVersion": number  
}
```

## Request Parameters

For information about the parameters that are common to all actions, see [Common Parameters](#).

The request accepts the following data in JSON format.

### Labels

One or more labels to delete from the specified parameter version.

Type: Array of strings

Array Members: Minimum number of 1 item. Maximum number of 10 items.

Length Constraints: Minimum length of 1. Maximum length of 100.

Required: Yes

### Name

The name of the parameter from which you want to delete one or more labels.

#### Note

You can't enter the Amazon Resource Name (ARN) for a parameter, only the parameter name itself.

Type: String

Length Constraints: Minimum length of 1. Maximum length of 2048.

Required: Yes

### ParameterVersion

The specific version of the parameter which you want to delete one or more labels from. If it isn't present, the call will fail.

Type: Long

Required: Yes

## Response Syntax

```
{
  "InvalidLabels": [ "string" ],
  "RemovedLabels": [ "string" ]
}
```

## Response Elements

If the action is successful, the service sends back an HTTP 200 response.

The following data is returned in JSON format by the service.

### InvalidLabels

The labels that aren't attached to the given parameter version.

Type: Array of strings

Array Members: Minimum number of 1 item. Maximum number of 10 items.

Length Constraints: Minimum length of 1. Maximum length of 100.

### RemovedLabels

A list of all labels deleted from the parameter.

Type: Array of strings

Array Members: Minimum number of 1 item. Maximum number of 10 items.

Length Constraints: Minimum length of 1. Maximum length of 100.

## Errors

For information about the errors that are common to all actions, see [Common Errors](#).

### InternalServerError

An error occurred on the server side.

HTTP Status Code: 500

### ParameterNotFound

The parameter couldn't be found. Verify the name and try again.

HTTP Status Code: 400

### ParameterVersionNotFound

The specified parameter version wasn't found. Verify the parameter name and version, and try again.

HTTP Status Code: 400

### TooManyUpdates

There are concurrent updates for a resource that supports one update at a time.

HTTP Status Code: 400

## Examples

### Example

This example illustrates one usage of `UnlabelParameterVersion`.

### Sample Request

```
POST / HTTP/1.1
Host: ssm.us-west-2.amazonaws.com
Accept-Encoding: identity
X-Amz-Target: AmazonSSM.UnlabelParameterVersion
```

```
Content-Type: application/x-amz-json-1.1
User-Agent: aws-cli/1.17.12 Python/3.6.8 Darwin/18.7.0 botocore/1.14.12
X-Amz-Date: 20240712T183221Z
Authorization: AWS4-HMAC-SHA256 Credential=AKIAIOSFODNN7EXAMPLE/20200325/us-east-2/ssm/
aws4_request,
SignedHeaders=content-type;host;x-amz-date;x-amz-target, Signature=39c3b3042cd2aEXAMPLE
Content-Length: 67

{
  "Name": "MyParameter",
  "ParameterVersion": 2,
  "Labels": [
    "label"
  ]
}
```

## Sample Response

```
{
  "InvalidLabels": [],
  "RemovedLabels": [
    "label"
  ]
}
```

## See Also

For more information about using this API in one of the language-specific AWS SDKs, see the following:

- [AWS Command Line Interface](#)
- [AWS SDK for .NET](#)
- [AWS SDK for C++](#)
- [AWS SDK for Go v2](#)
- [AWS SDK for Java V2](#)
- [AWS SDK for JavaScript V3](#)
- [AWS SDK for PHP V3](#)
- [AWS SDK for Python](#)
- [AWS SDK for Ruby V3](#)



# UpdateAssociation

Updates an association. You can update the association name and version, the document version, schedule, parameters, and Amazon Simple Storage Service (Amazon S3) output. When you call `UpdateAssociation`, the system removes all optional parameters from the request and overwrites the association with null values for those parameters. This is by design. You must specify all optional parameters in the call, even if you are not changing the parameters. This includes the `Name` parameter. Before calling this API action, we recommend that you call the [DescribeAssociation](#) API operation and make a note of all optional parameters required for your `UpdateAssociation` call.

In order to call this API operation, a user, group, or role must be granted permission to call the [DescribeAssociation](#) API operation. If you don't have permission to call `DescribeAssociation`, then you receive the following error: An error occurred (AccessDeniedException) when calling the `UpdateAssociation` operation: User: <user\_arn> isn't authorized to perform: `ssm:DescribeAssociation` on resource: <resource\_arn>

## Important

When you update an association, the association immediately runs against the specified targets. You can add the `ApplyOnlyAtCronInterval` parameter to run the association during the next schedule run.

## Request Syntax

```
{
  "AlarmConfiguration": {
    "Alarms": [
      {
        "Name": "string"
      }
    ],
    "IgnorePollAlarmFailure": boolean
  },
  "ApplyOnlyAtCronInterval": boolean,
  "AssociationId": "string",
  "AssociationName": "string",
  "AssociationVersion": "string",
  "AutomationTargetParameterName": "string",
```



```
"CalendarNames": [ "string" ],
"ComplianceSeverity": "string",
"DocumentVersion": "string",
"Duration": number,
"MaxConcurrency": "string",
"MaxErrors": "string",
"Name": "string",
"OutputLocation": {
  "S3Location": {
    "OutputS3BucketName": "string",
    "OutputS3KeyPrefix": "string",
    "OutputS3Region": "string"
  }
},
"Parameters": {
  "string" : [ "string" ]
},
"ScheduleExpression": "string",
"ScheduleOffset": number,
"SyncCompliance": "string",
"TargetLocations": [
  {
    "Accounts": [ "string" ],
    "ExcludeAccounts": [ "string" ],
    "ExecutionRoleName": "string",
    "IncludeChildOrganizationUnits": boolean,
    "Regions": [ "string" ],
    "TargetLocationAlarmConfiguration": {
      "Alarms": [
        {
          "Name": "string"
        }
      ],
      "IgnorePollAlarmFailure": boolean
    },
    "TargetLocationMaxConcurrency": "string",
    "TargetLocationMaxErrors": "string",
    "Targets": [
      {
        "Key": "string",
        "Values": [ "string" ]
      }
    ],
    "TargetsMaxConcurrency": "string",
```

```
    "TargetsMaxErrors": "string"
  }
],
"TargetMaps": [
  {
    "string": [ "string" ]
  }
],
"Targets": [
  {
    "Key": "string",
    "Values": [ "string" ]
  }
]
}
```

## Request Parameters

For information about the parameters that are common to all actions, see [Common Parameters](#).

The request accepts the following data in JSON format.

### [AlarmConfiguration](#)

The details for the CloudWatch alarm you want to apply to an automation or command.

Type: [AlarmConfiguration](#) object

Required: No

### [ApplyOnlyAtCronInterval](#)

By default, when you update an association, the system runs it immediately after it is updated and then according to the schedule you specified. Specify this option if you don't want an association to run immediately after you update it. This parameter isn't supported for rate expressions.

If you chose this option when you created an association and later you edit that association or you make changes to the SSM document on which that association is based (by using the Documents page in the console), State Manager applies the association at the next specified cron interval. For example, if you chose the Latest version of an SSM document when you created an association and you edit the association by choosing a different document version on

the Documents page, State Manager applies the association at the next specified cron interval if you previously selected this option. If this option wasn't selected, State Manager immediately runs the association.

You can reset this option. To do so, specify the `no-apply-only-at-cron-interval` parameter when you update the association from the command line. This parameter forces the association to run immediately after updating it and according to the interval specified.

Type: Boolean

Required: No

### AssociationId

The ID of the association you want to update.

Type: String

Pattern: `[0-9a-fA-F]{8}-[0-9a-fA-F]{4}-[0-9a-fA-F]{4}-[0-9a-fA-F]{4}-[0-9a-fA-F]{12}`

Required: Yes

### AssociationName

The name of the association that you want to update.

Type: String

Pattern: `^[a-zA-Z0-9_\-\.]{3,128}$`

Required: No

### AssociationVersion

This parameter is provided for concurrency control purposes. You must specify the latest association version in the service. If you want to ensure that this request succeeds, either specify `$LATEST`, or omit this parameter.

Type: String

Pattern: `([$]LATEST)|([1-9][0-9]*)`

Required: No

## AutomationTargetParameterName

Choose the parameter that will define how your automation will branch out. This target is required for associations that use an Automation runbook and target resources by using rate controls. Automation is a capability of AWS Systems Manager.

Type: String

Length Constraints: Minimum length of 1. Maximum length of 50.

Required: No

## CalendarNames

The names or Amazon Resource Names (ARNs) of the Change Calendar type documents you want to gate your associations under. The associations only run when that change calendar is open. For more information, see [AWS Systems Manager Change Calendar](#).

Type: Array of strings

Required: No

## ComplianceSeverity

The severity level to assign to the association.

Type: String

Valid Values: CRITICAL | HIGH | MEDIUM | LOW | UNSPECIFIED

Required: No

## DocumentVersion

The document version you want update for the association.

### **Important**

State Manager doesn't support running associations that use a new version of a document if that document is shared from another account. State Manager always runs the default version of a document if shared from another account, even though the Systems Manager console shows that a new version was processed. If you want to run an association using a new version of a document shared from another account, you must set the document version to default.

Type: String

Pattern: ( $[\$]LATEST|[\$]DEFAULT|^[1-9][0-9]*\$$ )

Required: No

### Duration

The number of hours the association can run before it is canceled. Duration applies to associations that are currently running, and any pending and in progress commands on all targets. If a target was taken offline for the association to run, it is made available again immediately, without a reboot.

The `Duration` parameter applies only when both these conditions are true:

- The association for which you specify a duration is cancelable according to the parameters of the SSM command document or Automation runbook associated with this execution.
- The command specifies the [ApplyOnlyAtCronInterval](#) parameter, which means that the association doesn't run immediately after it is updated, but only according to the specified schedule.

Type: Integer

Valid Range: Minimum value of 1. Maximum value of 24.

Required: No

### MaxConcurrency

The maximum number of targets allowed to run the association at the same time. You can specify a number, for example 10, or a percentage of the target set, for example 10%. The default value is 100%, which means all targets run the association at the same time.

If a new managed node starts and attempts to run an association while Systems Manager is running `MaxConcurrency` associations, the association is allowed to run. During the next association interval, the new managed node will process its association within the limit specified for `MaxConcurrency`.

Type: String

Length Constraints: Minimum length of 1. Maximum length of 7.

Pattern:  $^[1-9][0-9]*|[1-9][0-9]\%|[1-9]\%|100\%\$$

Required: No

## MaxErrors

The number of errors that are allowed before the system stops sending requests to run the association on additional targets. You can specify either an absolute number of errors, for example 10, or a percentage of the target set, for example 10%. If you specify 3, for example, the system stops sending requests when the fourth error is received. If you specify 0, then the system stops sending requests after the first error is returned. If you run an association on 50 managed nodes and set `MaxError` to 10%, then the system stops sending the request when the sixth error is received.

Executions that are already running an association when `MaxErrors` is reached are allowed to complete, but some of these executions may fail as well. If you need to ensure that there won't be more than max-errors failed executions, set `MaxConcurrency` to 1 so that executions proceed one at a time.

Type: String

Length Constraints: Minimum length of 1. Maximum length of 7.

Pattern: `^([1-9][0-9]*|[0]| [1-9][0-9]%|[0-9]%|100%)$`

Required: No

## Name

The name of the SSM Command document or Automation runbook that contains the configuration information for the managed node.

You can specify AWS-predefined documents, documents you created, or a document that is shared with you from another account.

For Systems Manager document (SSM document) that are shared with you from other AWS accounts, you must specify the complete SSM document ARN, in the following format:

```
arn:aws:ssm:region:account-id:document/document-name
```

For example:

```
arn:aws:ssm:us-east-2:12345678912:document/My-Shared-Document
```

For AWS-predefined documents and SSM documents you created in your account, you only need to specify the document name. For example, `AWS-ApplyPatchBaseline` or `My-Document`.

Type: String

Pattern: `^[a-zA-Z0-9_\-.:/]{3,128}$`

Required: No

### OutputLocation

An S3 bucket where you want to store the results of this request.

Type: [InstanceAssociationOutputLocation](#) object

Required: No

### Parameters

The parameters you want to update for the association. If you create a parameter using Parameter Store, a capability of AWS Systems Manager, you can reference the parameter using `{{ssm:parameter-name}}`.

Type: String to array of strings map

Required: No

### ScheduleExpression

The cron expression used to schedule the association that you want to update.

Type: String

Length Constraints: Minimum length of 1. Maximum length of 256.

Required: No

### ScheduleOffset

Number of days to wait after the scheduled day to run an association. For example, if you specified a cron schedule of `cron(0 0 ? * THU#2 *)`, you could specify an offset of 3 to run the association each Sunday after the second Thursday of the month. For more information about cron schedules for associations, see [Reference: Cron and rate expressions for Systems Manager](#) in the *AWS Systems Manager User Guide*.

**Note**

To use offsets, you must specify the `ApplyOnlyAtCronInterval` parameter. This option tells the system not to run an association immediately after you create it.

Type: Integer

Valid Range: Minimum value of 1. Maximum value of 6.

Required: No

### SyncCompliance

The mode for generating association compliance. You can specify `AUTO` or `MANUAL`. In `AUTO` mode, the system uses the status of the association execution to determine the compliance status. If the association execution runs successfully, then the association is `COMPLIANT`. If the association execution doesn't run successfully, the association is `NON-COMPLIANT`.

In `MANUAL` mode, you must specify the `AssociationId` as a parameter for the [PutComplianceItems](#) API operation. In this case, compliance data isn't managed by State Manager, a capability of AWS Systems Manager. It is managed by your direct call to the [PutComplianceItems](#) API operation.

By default, all associations use `AUTO` mode.

Type: String

Valid Values: `AUTO` | `MANUAL`

Required: No

### TargetLocations

A location is a combination of `AWS` Regions and `AWS` accounts where you want to run the association. Use this action to update an association in multiple Regions and multiple accounts.

Type: Array of [TargetLocation](#) objects

Array Members: Minimum number of 1 item. Maximum number of 100 items.

Required: No



## TargetMaps

A key-value mapping of document parameters to target resources. Both Targets and TargetMaps can't be specified together.

Type: Array of string to array of strings maps

Array Members: Minimum number of 0 items. Maximum number of 300 items.

Map Entries: Maximum number of 20 items.

Key Length Constraints: Minimum length of 1. Maximum length of 50.

Array Members: Minimum number of 0 items. Maximum number of 25 items.

Length Constraints: Minimum length of 1. Maximum length of 50.

Required: No

## Targets

The targets of the association.

Type: Array of [Target](#) objects

Array Members: Minimum number of 0 items. Maximum number of 5 items.

Required: No

## Response Syntax

```
{
  "AssociationDescription": {
    "AlarmConfiguration": {
      "Alarms": [
        {
          "Name": "string"
        }
      ],
      "IgnorePollAlarmFailure": boolean
    },
    "ApplyOnlyAtCronInterval": boolean,
    "AssociationId": "string",
    "AssociationName": "string",
    "AssociationVersion": "string",
```

```

"AutomationTargetParameterName": "string",
"CalendarNames": [ "string" ],
"ComplianceSeverity": "string",
"Date": number,
"DocumentVersion": "string",
"Duration": number,
"InstanceId": "string",
"LastExecutionDate": number,
"LastSuccessfulExecutionDate": number,
"LastUpdateAssociationDate": number,
"MaxConcurrency": "string",
"MaxErrors": "string",
"Name": "string",
"OutputLocation": {
  "S3Location": {
    "OutputS3BucketName": "string",
    "OutputS3KeyPrefix": "string",
    "OutputS3Region": "string"
  }
},
"Overview": {
  "AssociationStatusAggregatedCount": {
    "string" : number
  },
  "DetailedStatus": "string",
  "Status": "string"
},
"Parameters": {
  "string" : [ "string" ]
},
"ScheduleExpression": "string",
"ScheduleOffset": number,
"Status": {
  "AdditionalInfo": "string",
  "Date": number,
  "Message": "string",
  "Name": "string"
},
"SyncCompliance": "string",
"TargetLocations": [
  {
    "Accounts": [ "string" ],
    "ExcludeAccounts": [ "string" ],
    "ExecutionRoleName": "string",

```

```
    "IncludeChildOrganizationUnits": boolean,
    "Regions": [ "string" ],
    "TargetLocationAlarmConfiguration": {
      "Alarms": [
        {
          "Name": "string"
        }
      ],
      "IgnorePollAlarmFailure": boolean
    },
    "TargetLocationMaxConcurrency": "string",
    "TargetLocationMaxErrors": "string",
    "Targets": [
      {
        "Key": "string",
        "Values": [ "string" ]
      }
    ],
    "TargetsMaxConcurrency": "string",
    "TargetsMaxErrors": "string"
  }
],
"TargetMaps": [
  {
    "string" : [ "string" ]
  }
],
"Targets": [
  {
    "Key": "string",
    "Values": [ "string" ]
  }
],
"TriggeredAlarms": [
  {
    "Name": "string",
    "State": "string"
  }
]
}
```

## Response Elements

If the action is successful, the service sends back an HTTP 200 response.

The following data is returned in JSON format by the service.

### AssociationDescription

The description of the association that was updated.

Type: [AssociationDescription](#) object

## Errors

For information about the errors that are common to all actions, see [Common Errors](#).

### **AssociationDoesNotExist**

The specified association doesn't exist.

HTTP Status Code: 400

### **AssociationVersionLimitExceeded**

You have reached the maximum number versions allowed for an association. Each association has a limit of 1,000 versions.

HTTP Status Code: 400

### **InternalServerError**

An error occurred on the server side.

HTTP Status Code: 500

### **InvalidAssociationVersion**

The version you specified isn't valid. Use `ListAssociationVersions` to view all versions of an association according to the association ID. Or, use the `$LATEST` parameter to view the latest version of the association.

HTTP Status Code: 400

## **InvalidDocument**

The specified SSM document doesn't exist.

HTTP Status Code: 400

## **InvalidDocumentVersion**

The document version isn't valid or doesn't exist.

HTTP Status Code: 400

## **InvalidOutputLocation**

The output location isn't valid or doesn't exist.

HTTP Status Code: 400

## **InvalidParameters**

You must specify values for all required parameters in the AWS Systems Manager document (SSM document). You can only supply values to parameters defined in the SSM document.

HTTP Status Code: 400

## **InvalidSchedule**

The schedule is invalid. Verify your cron or rate expression and try again.

HTTP Status Code: 400

## **InvalidTarget**

The target isn't valid or doesn't exist. It might not be configured for Systems Manager or you might not have permission to perform the operation.

HTTP Status Code: 400

## **InvalidTargetMaps**

TargetMap parameter isn't valid.

HTTP Status Code: 400

## **InvalidUpdate**

The update isn't valid.

HTTP Status Code: 400

## TooManyUpdates

There are concurrent updates for a resource that supports one update at a time.

HTTP Status Code: 400

## Examples

### Example

This example illustrates one usage of UpdateAssociation.

### Sample Request

```
POST / HTTP/1.1
Host: ssm.us-east-2.amazonaws.com
Accept-Encoding: identity
X-Amz-Target: AmazonSSM.UpdateAssociation
Content-Type: application/x-amz-json-1.1
User-Agent: aws-cli/1.17.12 Python/3.6.8 Darwin/18.7.0 botocore/1.14.12
X-Amz-Date: 20240325T171857Z
Authorization: AWS4-HMAC-SHA256 Credential=AKIAIOSFODNN7EXAMPLE/20240325/us-east-2/ssm/
aws4_request,
SignedHeaders=content-type;host;x-amz-date;x-amz-target, Signature=39c3b3042cd2aEXAMPLE
Content-Length: 87

{
  "AssociationId": "fa94c678-85c6-4d40-926b-7c791EXAMPLE",
  "ComplianceSeverity": "HIGH"
}
```

### Sample Response

```
{
  "AssociationDescription": {
    "ApplyOnlyAtCronInterval": false,
    "AssociationId": "fa94c678-85c6-4d40-926b-7c791EXAMPLE",
    "AssociationVersion": "2",
    "ComplianceSeverity": "HIGH",
    "Date": 1561053271.583,
```

```
    "DocumentVersion": "$DEFAULT",
    "LastExecutionDate": 1582037438.692,
    "LastSuccessfulExecutionDate": 1582037438.692,
    "LastUpdateAssociationDate": 1585156739.103,
    "Name": "AWS-UpdateSSMAgent",
    "Overview": {
      "DetailedStatus": "Creating",
      "Status": "Pending"
    },
    "Targets": [
      {
        "Key": "tag:ssm",
        "Values": [
          "true"
        ]
      }
    ]
  }
}
```

## See Also

For more information about using this API in one of the language-specific AWS SDKs, see the following:

- [AWS Command Line Interface](#)
- [AWS SDK for .NET](#)
- [AWS SDK for C++](#)
- [AWS SDK for Go v2](#)
- [AWS SDK for Java V2](#)
- [AWS SDK for JavaScript V3](#)
- [AWS SDK for PHP V3](#)
- [AWS SDK for Python](#)
- [AWS SDK for Ruby V3](#)

# UpdateAssociationStatus

Updates the status of the AWS Systems Manager document (SSM document) associated with the specified managed node.

UpdateAssociationStatus is primarily used by the AWS Systems Manager Agent (SSM Agent) to report status updates about your associations and is only used for associations created with the InstanceId legacy parameter.

## Request Syntax

```
{
  "AssociationStatus": {
    "AdditionalInfo": "string",
    "Date": number,
    "Message": "string",
    "Name": "string"
  },
  "InstanceId": "string",
  "Name": "string"
}
```

## Request Parameters

For information about the parameters that are common to all actions, see [Common Parameters](#).

The request accepts the following data in JSON format.

### AssociationStatus

The association status.

Type: [AssociationStatus](#) object

Required: Yes

### InstanceId

The managed node ID.

Type: String

Pattern: (^i-(\w{8}|\w{17}))|(^mi-\w{17}\$)



Required: Yes

## Name

The name of the SSM document.

Type: String

Pattern: `^[a-zA-Z0-9_\- . : /]{3,128}$`

Required: Yes

## Response Syntax

```
{
  "AssociationDescription": {
    "AlarmConfiguration": {
      "Alarms": [
        {
          "Name": "string"
        }
      ],
      "IgnorePollAlarmFailure": boolean
    },
    "ApplyOnlyAtCronInterval": boolean,
    "AssociationId": "string",
    "AssociationName": "string",
    "AssociationVersion": "string",
    "AutomationTargetParameterName": "string",
    "CalendarNames": [ "string" ],
    "ComplianceSeverity": "string",
    "Date": number,
    "DocumentVersion": "string",
    "Duration": number,
    "InstanceId": "string",
    "LastExecutionDate": number,
    "LastSuccessfulExecutionDate": number,
    "LastUpdateAssociationDate": number,
    "MaxConcurrency": "string",
    "MaxErrors": "string",
    "Name": "string",
    "OutputLocation": {
      "S3Location": {
        "OutputS3BucketName": "string",
```

```
    "OutputS3KeyPrefix": "string",
    "OutputS3Region": "string"
  },
},
"Overview": {
  "AssociationStatusAggregatedCount": {
    "string" : number
  },
  "DetailedStatus": "string",
  "Status": "string"
},
"Parameters": {
  "string" : [ "string" ]
},
"ScheduleExpression": "string",
"ScheduleOffset": number,
"Status": {
  "AdditionalInfo": "string",
  "Date": number,
  "Message": "string",
  "Name": "string"
},
"SyncCompliance": "string",
"TargetLocations": [
  {
    "Accounts": [ "string" ],
    "ExcludeAccounts": [ "string" ],
    "ExecutionRoleName": "string",
    "IncludeChildOrganizationUnits": boolean,
    "Regions": [ "string" ],
    "TargetLocationAlarmConfiguration": {
      "Alarms": [
        {
          "Name": "string"
        }
      ],
      "IgnorePollAlarmFailure": boolean
    },
    "TargetLocationMaxConcurrency": "string",
    "TargetLocationMaxErrors": "string",
    "Targets": [
      {
        "Key": "string",
        "Values": [ "string" ]
      }
    ]
  }
]
```

```
    }
  ],
  "TargetsMaxConcurrency": "string",
  "TargetsMaxErrors": "string"
}
],
"TargetMaps": [
  {
    "string" : [ "string" ]
  }
],
"Targets": [
  {
    "Key": "string",
    "Values": [ "string" ]
  }
],
"TriggeredAlarms": [
  {
    "Name": "string",
    "State": "string"
  }
]
}
}
```

## Response Elements

If the action is successful, the service sends back an HTTP 200 response.

The following data is returned in JSON format by the service.

### AssociationDescription

Information about the association.

Type: [AssociationDescription](#) object

## Errors

For information about the errors that are common to all actions, see [Common Errors](#).

## **AssociationDoesNotExist**

The specified association doesn't exist.

HTTP Status Code: 400

## **InternalServerError**

An error occurred on the server side.

HTTP Status Code: 500

## **InvalidDocument**

The specified SSM document doesn't exist.

HTTP Status Code: 400

## **InvalidInstanceId**

The following problems can cause this exception:

- You don't have permission to access the managed node.
- AWS Systems Manager Agent (SSM Agent) isn't running. Verify that SSM Agent is running.
- SSM Agent isn't registered with the SSM endpoint. Try reinstalling SSM Agent.
- The managed node isn't in a valid state. Valid states are: Running, Pending, Stopped, and Stopping. Invalid states are: Shutting-down and Terminated.

HTTP Status Code: 400

## **StatusUnchanged**

The updated status is the same as the current status.

HTTP Status Code: 400

## **TooManyUpdates**

There are concurrent updates for a resource that supports one update at a time.

HTTP Status Code: 400

## **See Also**

For more information about using this API in one of the language-specific AWS SDKs, see the following:

- [AWS Command Line Interface](#)
- [AWS SDK for .NET](#)
- [AWS SDK for C++](#)
- [AWS SDK for Go v2](#)
- [AWS SDK for Java V2](#)
- [AWS SDK for JavaScript V3](#)
- [AWS SDK for PHP V3](#)
- [AWS SDK for Python](#)
- [AWS SDK for Ruby V3](#)

# UpdateDocument

Updates one or more values for an SSM document.

## Request Syntax

```
{
  "Attachments": [
    {
      "Key": "string",
      "Name": "string",
      "Values": [ "string" ]
    }
  ],
  "Content": "string",
  "DisplayName": "string",
  "DocumentFormat": "string",
  "DocumentVersion": "string",
  "Name": "string",
  "TargetType": "string",
  "VersionName": "string"
}
```

## Request Parameters

For information about the parameters that are common to all actions, see [Common Parameters](#).

The request accepts the following data in JSON format.

### Attachments

A list of key-value pairs that describe attachments to a version of a document.

Type: Array of [AttachmentsSource](#) objects

Array Members: Minimum number of 0 items. Maximum number of 20 items.

Required: No

### Content

A valid JSON or YAML string.

Type: String

Length Constraints: Minimum length of 1.

Required: Yes

### DisplayName

The friendly name of the SSM document that you want to update. This value can differ for each version of the document. If you don't specify a value for this parameter in your request, the existing value is applied to the new document version.

Type: String

Length Constraints: Maximum length of 1024.

Pattern: `^[\\w\\.\\-\\:\\/ ]*$`

Required: No

### DocumentFormat

Specify the document format for the new document version. Systems Manager supports JSON and YAML documents. JSON is the default format.

Type: String

Valid Values: `YAML | JSON | TEXT`

Required: No

### DocumentVersion

The version of the document that you want to update. Currently, Systems Manager supports updating only the latest version of the document. You can specify the version number of the latest version or use the `$LATEST` variable.

#### **Note**

If you change a document version for a State Manager association, Systems Manager immediately runs the association unless you previously specified the `apply-only-at-cron-interval` parameter.

Type: String

Pattern: `([ $\$$ ]LATEST|[ $\$$ ]DEFAULT|^[1-9][0-9]* $\$$ )`

Required: No

### Name

The name of the SSM document that you want to update.

Type: String

Pattern: `^[a-zA-Z0-9_\-\.]{3,128}$`

Required: Yes

### TargetType

Specify a new target type for the document.

Type: String

Length Constraints: Maximum length of 200.

Pattern: `^\\[\\w\\.\\-\\:\\\\]*$`

Required: No

### VersionName

An optional field specifying the version of the artifact you are updating with the document. For example, 12.6. This value is unique across all versions of a document, and can't be changed.

Type: String

Pattern: `^[a-zA-Z0-9_\-\.]{1,128}$`

Required: No

## Response Syntax

```
{
  "DocumentDescription": {
    "ApprovedVersion": "string",
    "AttachmentsInformation": [
      {
        "Name": "string"
      }
    ],
    "Author": "string",
```



```
"Category": [ "string" ],
"CategoryEnum": [ "string" ],
"CreateDate": number,
"DefaultVersion": "string",
"Description": "string",
"DisplayName": "string",
"DocumentFormat": "string",
"DocumentType": "string",
"DocumentVersion": "string",
"Hash": "string",
"HashType": "string",
"LatestVersion": "string",
"Name": "string",
"Owner": "string",
"Parameters": [
  {
    "DefaultValue": "string",
    "Description": "string",
    "Name": "string",
    "Type": "string"
  }
],
"PendingReviewVersion": "string",
"PlatformTypes": [ "string" ],
"Requires": [
  {
    "Name": "string",
    "RequireType": "string",
    "Version": "string",
    "VersionName": "string"
  }
],
"ReviewInformation": [
  {
    "ReviewedTime": number,
    "Reviewer": "string",
    "Status": "string"
  }
],
"ReviewStatus": "string",
"SchemaVersion": "string",
"Sha1": "string",
"Status": "string",
"StatusInformation": "string",
```

```
    "Tags": [
      {
        "Key": "string",
        "Value": "string"
      }
    ],
    "TargetType": "string",
    "VersionName": "string"
  }
}
```

## Response Elements

If the action is successful, the service sends back an HTTP 200 response.

The following data is returned in JSON format by the service.

### DocumentDescription

A description of the document that was updated.

Type: [DocumentDescription](#) object

## Errors

For information about the errors that are common to all actions, see [Common Errors](#).

### **DocumentVersionLimitExceeded**

The document has too many versions. Delete one or more document versions and try again.

HTTP Status Code: 400

### **DuplicateDocumentContent**

The content of the association document matches another document. Change the content of the document and try again.

HTTP Status Code: 400

### **DuplicateDocumentVersionName**

The version name has already been used in this document. Specify a different version name, and then try again.

HTTP Status Code: 400

### **InternalServerError**

An error occurred on the server side.

HTTP Status Code: 500

### **InvalidDocument**

The specified SSM document doesn't exist.

HTTP Status Code: 400

### **InvalidDocumentContent**

The content for the document isn't valid.

HTTP Status Code: 400

### **InvalidDocumentOperation**

You attempted to delete a document while it is still shared. You must stop sharing the document before you can delete it.

HTTP Status Code: 400

### **InvalidDocumentSchemaVersion**

The version of the document schema isn't supported.

HTTP Status Code: 400

### **InvalidDocumentVersion**

The document version isn't valid or doesn't exist.

HTTP Status Code: 400

### **MaxDocumentSizeExceeded**

The size limit of a document is 64 KB.

HTTP Status Code: 400

## Examples

### Example

This example illustrates one usage of UpdateDocument.

### Sample Request

```
POST / HTTP/1.1
Host: ssm.us-east-2.amazonaws.com
Accept-Encoding: identity
X-Amz-Target: AmazonSSM.UpdateDocument
Content-Type: application/x-amz-json-1.1
User-Agent: aws-cli/1.17.12 Python/3.6.8 Darwin/18.7.0 botocore/1.14.12
X-Amz-Date: 20240325T180432Z
Authorization: AWS4-HMAC-SHA256 Credential=AKIAIOSFODNN7EXAMPLE/20240325/us-east-2/ssm/
aws4_request,
SignedHeaders=content-type;host;x-amz-date;x-amz-target, Signature=39c3b3042cd2aEXAMPLE
Content-Length: 953

{
  "Content": "---\ndescription: \"CreateImage\"\n\nschemaVersion: '0.3'\n\nassumeRole:
  \"{{ AutomationAssumeRole }}\"--truncated--",
  "Name": "CreateImage",
  "DocumentVersion": "$LATEST",
  "DocumentFormat": "YAML"
}
```

### Sample Response

```
{
  "DocumentDescription": {
    "CreateDate": 1585159474.781,
    "DefaultVersion": "1",
    "Description": "Example",
    "DisplayName": "ExampleDoc",
    "DocumentFormat": "YAML",
    "DocumentType": "Automation",
    "DocumentVersion": "2",
    "Hash": "ff7430df11be00b0593ac116b2570d488bd37a2a2fa7ddf49da67976eEXAMPLE",
    "HashType": "Sha256",
    "LatestVersion": "2",
    "Name": "CreateImage",
```

```
    "Owner": "111122223333",
    "Parameters": [
      {
        "DefaultValue": "",
        "Description": "(Optional) The ARN of the role that allows Automation
to perform the actions on your behalf. If no role is specified, Systems Manager
Automation uses your IAM permissions to execute this document.",
        "Name": "AutomationAssumeRole",
        "Type": "String"
      },
      {
        "DefaultValue": "",
        "Description": "(Required) The Instance Id whose root EBS volume you
want to restore the latest Snapshot.",
        "Name": "InstanceId",
        "Type": "String"
      }
    ],
    "PlatformTypes": [
      "Windows",
      "Linux"
    ],
    "SchemaVersion": "0.3",
    "Status": "Updating",
    "Tags": []
  }
}
```

## See Also

For more information about using this API in one of the language-specific AWS SDKs, see the following:

- [AWS Command Line Interface](#)
- [AWS SDK for .NET](#)
- [AWS SDK for C++](#)
- [AWS SDK for Go v2](#)
- [AWS SDK for Java V2](#)
- [AWS SDK for JavaScript V3](#)
- [AWS SDK for PHP V3](#)

- [AWS SDK for Python](#)
- [AWS SDK for Ruby V3](#)

# UpdateDocumentDefaultVersion

Set the default version of a document.

## Note

If you change a document version for a State Manager association, Systems Manager immediately runs the association unless you previously specified the `apply-only-at-cron-interval` parameter.

## Request Syntax

```
{
  "DocumentVersion": "string",
  "Name": "string"
}
```

## Request Parameters

For information about the parameters that are common to all actions, see [Common Parameters](#).

The request accepts the following data in JSON format.

### DocumentVersion

The version of a custom document that you want to set as the default version.

Type: String

Pattern: `(^[1-9][0-9]*$)`

Required: Yes

### Name

The name of a custom document that you want to set as the default version.

Type: String

Pattern: `^[a-zA-Z0-9_\-\.]{3,128}$`

Required: Yes

## Response Syntax

```
{
  "Description": {
    "DefaultVersion": "string",
    "DefaultVersionName": "string",
    "Name": "string"
  }
}
```

## Response Elements

If the action is successful, the service sends back an HTTP 200 response.

The following data is returned in JSON format by the service.

### Description

The description of a custom document that you want to set as the default version.

Type: [DocumentDefaultVersionDescription](#) object

## Errors

For information about the errors that are common to all actions, see [Common Errors](#).

### **InternalServerError**

An error occurred on the server side.

HTTP Status Code: 500

### **InvalidDocument**

The specified SSM document doesn't exist.

HTTP Status Code: 400

### **InvalidDocumentSchemaVersion**

The version of the document schema isn't supported.



HTTP Status Code: 400

## InvalidDocumentVersion

The document version isn't valid or doesn't exist.

HTTP Status Code: 400

## Examples

### Example

This example illustrates one usage of UpdateDocumentDefaultVersion.

### Sample Request

```
POST / HTTP/1.1
Host: ssm.us-east-2.amazonaws.com
Accept-Encoding: identity
X-Amz-Target: AmazonSSM.UpdateDocumentDefaultVersion
Content-Type: application/x-amz-json-1.1
User-Agent: aws-cli/1.17.12 Python/3.6.8 Darwin/18.7.0 botocore/1.14.12
X-Amz-Date: 20240325T183926Z
Authorization: AWS4-HMAC-SHA256 Credential=AKIAIOSFODNN7EXAMPLE/20240325/us-east-2/ssm/
aws4_request,
SignedHeaders=content-type;host;x-amz-date;x-amz-target, Signature=39c3b3042cd2aEXAMPLE
Content-Length: 47

{
  "Name": "Example",
  "DocumentVersion": "2"
}
```

### Sample Response

```
{
  "Description": {
    "DefaultVersion": "2",
    "Name": "Example"
  }
}
```

## See Also

For more information about using this API in one of the language-specific AWS SDKs, see the following:

- [AWS Command Line Interface](#)
- [AWS SDK for .NET](#)
- [AWS SDK for C++](#)
- [AWS SDK for Go v2](#)
- [AWS SDK for Java V2](#)
- [AWS SDK for JavaScript V3](#)
- [AWS SDK for PHP V3](#)
- [AWS SDK for Python](#)
- [AWS SDK for Ruby V3](#)

# UpdateDocumentMetadata

Updates information related to approval reviews for a specific version of a change template in Change Manager.

## Request Syntax

```
{
  "DocumentReviews": {
    "Action": "string",
    "Comment": [
      {
        "Content": "string",
        "Type": "string"
      }
    ]
  },
  "DocumentVersion": "string",
  "Name": "string"
}
```

## Request Parameters

For information about the parameters that are common to all actions, see [Common Parameters](#).

The request accepts the following data in JSON format.

### DocumentReviews

The change template review details to update.

Type: [DocumentReviews](#) object

Required: Yes

### DocumentVersion

The version of a change template in which to update approval metadata.

Type: String

Pattern: ( $[\$]LATEST|[\$]DEFAULT|^[1-9][0-9]*\$\$)$

Required: No

### Name

The name of the change template for which a version's metadata is to be updated.

Type: String

Pattern: `^[a-zA-Z0-9_\-\.]{3,128}$`

Required: Yes

## Response Elements

If the action is successful, the service sends back an HTTP 200 response with an empty HTTP body.

## Errors

For information about the errors that are common to all actions, see [Common Errors](#).

### **InternalServerError**

An error occurred on the server side.

HTTP Status Code: 500

### **InvalidDocument**

The specified SSM document doesn't exist.

HTTP Status Code: 400

### **InvalidDocumentOperation**

You attempted to delete a document while it is still shared. You must stop sharing the document before you can delete it.

HTTP Status Code: 400

### **InvalidDocumentVersion**

The document version isn't valid or doesn't exist.

HTTP Status Code: 400

## Examples

### Example

This example illustrates one usage of UpdateDocumentMetadata.

### Sample Request

```
POST / HTTP/1.1
Host: ssm.us-east-2.amazonaws.com
Accept-Encoding: identity
X-Amz-Target: AmazonSSM.UpdateDocumentMetadata
Content-Type: application/x-amz-json-1.1
User-Agent: aws-cli/1.17.12 Python/3.6.8 Darwin/18.7.0 botocore/1.14.12
X-Amz-Date: 20240730T154930Z
Authorization: AWS4-HMAC-SHA256 Credential=AKIAIOSFODNN7EXAMPLE/20240730/us-east-2/ssm/
aws4_request,
SignedHeaders=content-type;host;x-amz-date;x-amz-target, Signature=39c3b3042cd2aEXAMPLE
Content-Length: 68

{
  "DocumentReviews": [
    {
      "Action": "Approve",
      "Comment": [
        {
          "Type": "Comment",
          "Content": "Approved!"
        }
      ]
    }
  ]
}
```

### Sample Response

```
{}
```

## See Also

For more information about using this API in one of the language-specific AWS SDKs, see the following:

- [AWS Command Line Interface](#)
- [AWS SDK for .NET](#)
- [AWS SDK for C++](#)
- [AWS SDK for Go v2](#)
- [AWS SDK for Java V2](#)
- [AWS SDK for JavaScript V3](#)
- [AWS SDK for PHP V3](#)
- [AWS SDK for Python](#)
- [AWS SDK for Ruby V3](#)

# UpdateMaintenanceWindow

Updates an existing maintenance window. Only specified parameters are modified.

## Note

The value you specify for `Duration` determines the specific end time for the maintenance window based on the time it begins. No maintenance window tasks are permitted to start after the resulting endtime minus the number of hours you specify for `Cutoff`. For example, if the maintenance window starts at 3 PM, the duration is three hours, and the value you specify for `Cutoff` is one hour, no maintenance window tasks can start after 5 PM.

## Request Syntax

```
{
  "AllowUnassociatedTargets": boolean,
  "Cutoff": number,
  "Description": "string",
  "Duration": number,
  "Enabled": boolean,
  "EndDate": "string",
  "Name": "string",
  "Replace": boolean,
  "Schedule": "string",
  "ScheduleOffset": number,
  "ScheduleTimezone": "string",
  "StartDate": "string",
  "WindowId": "string"
}
```

## Request Parameters

For information about the parameters that are common to all actions, see [Common Parameters](#).

The request accepts the following data in JSON format.

## AllowUnassociatedTargets

Whether targets must be registered with the maintenance window before tasks can be defined for those targets.

Type: Boolean

Required: No

## Cutoff

The number of hours before the end of the maintenance window that AWS Systems Manager stops scheduling new tasks for execution.

Type: Integer

Valid Range: Minimum value of 0. Maximum value of 23.

Required: No

## Description

An optional description for the update request.

Type: String

Length Constraints: Minimum length of 1. Maximum length of 128.

Required: No

## Duration

The duration of the maintenance window in hours.

Type: Integer

Valid Range: Minimum value of 1. Maximum value of 24.

Required: No

## Enabled

Whether the maintenance window is enabled.

Type: Boolean

Required: No



## EndDate

The date and time, in ISO-8601 Extended format, for when you want the maintenance window to become inactive. EndDate allows you to set a date and time in the future when the maintenance window will no longer run.

Type: String

Required: No

## Name

The name of the maintenance window.

Type: String

Length Constraints: Minimum length of 3. Maximum length of 128.

Pattern: `^[a-zA-Z0-9_\-\.]{3,128}$`

Required: No

## Replace

If `True`, then all fields that are required by the [CreateMaintenanceWindow](#) operation are also required for this API request. Optional fields that aren't specified are set to null.

Type: Boolean

Required: No

## Schedule

The schedule of the maintenance window in the form of a cron or rate expression.

Type: String

Length Constraints: Minimum length of 1. Maximum length of 256.

Required: No

## ScheduleOffset

The number of days to wait after the date and time specified by a cron expression before running the maintenance window.

For example, the following cron expression schedules a maintenance window to run the third Tuesday of every month at 11:30 PM.

```
cron(30 23 ? * TUE#3 *)
```

If the schedule offset is 2, the maintenance window won't run until two days later.

Type: Integer

Valid Range: Minimum value of 1. Maximum value of 6.

Required: No

### ScheduleTimezone

The time zone that the scheduled maintenance window executions are based on, in Internet Assigned Numbers Authority (IANA) format. For example: "America/Los\_Angeles", "UTC", or "Asia/Seoul". For more information, see the [Time Zone Database](#) on the IANA website.

Type: String

Required: No

### StartDate

The date and time, in ISO-8601 Extended format, for when you want the maintenance window to become active. `StartDate` allows you to delay activation of the maintenance window until the specified future date.

#### **Note**

When using a rate schedule, if you provide a start date that occurs in the past, the current date and time are used as the start date.

Type: String

Required: No

### WindowId

The ID of the maintenance window to update.

Type: String

Length Constraints: Fixed length of 20.

Pattern: `^mw-[0-9a-f]{17}$`

Required: Yes

## Response Syntax

```
{
  "AllowUnassociatedTargets": boolean,
  "Cutoff": number,
  "Description": "string",
  "Duration": number,
  "Enabled": boolean,
  "EndDate": "string",
  "Name": "string",
  "Schedule": "string",
  "ScheduleOffset": number,
  "ScheduleTimezone": "string",
  "StartDate": "string",
  "WindowId": "string"
}
```

## Response Elements

If the action is successful, the service sends back an HTTP 200 response.

The following data is returned in JSON format by the service.

### AllowUnassociatedTargets

Whether targets must be registered with the maintenance window before tasks can be defined for those targets.

Type: Boolean

### Cutoff

The number of hours before the end of the maintenance window that AWS Systems Manager stops scheduling new tasks for execution.

Type: Integer

Valid Range: Minimum value of 0. Maximum value of 23.

### Description

An optional description of the update.

Type: String

Length Constraints: Minimum length of 1. Maximum length of 128.

### Duration

The duration of the maintenance window in hours.

Type: Integer

Valid Range: Minimum value of 1. Maximum value of 24.

### Enabled

Whether the maintenance window is enabled.

Type: Boolean

### EndDate

The date and time, in ISO-8601 Extended format, for when the maintenance window is scheduled to become inactive. The maintenance window won't run after this specified time.

Type: String

### Name

The name of the maintenance window.

Type: String

Length Constraints: Minimum length of 3. Maximum length of 128.

Pattern: `^[a-zA-Z0-9_\- .]{3,128}$`

### Schedule

The schedule of the maintenance window in the form of a cron or rate expression.

Type: String

Length Constraints: Minimum length of 1. Maximum length of 256.

### ScheduleOffset

The number of days to wait to run a maintenance window after the scheduled cron expression date and time.

Type: Integer

Valid Range: Minimum value of 1. Maximum value of 6.

### ScheduleTimezone

The time zone that the scheduled maintenance window executions are based on, in Internet Assigned Numbers Authority (IANA) format. For example: "America/Los\_Angeles", "UTC", or "Asia/Seoul". For more information, see the [Time Zone Database](#) on the IANA website.

Type: String

### StartDate

The date and time, in ISO-8601 Extended format, for when the maintenance window is scheduled to become active. The maintenance window won't run before this specified time.

Type: String

### WindowId

The ID of the created maintenance window.

Type: String

Length Constraints: Fixed length of 20.

Pattern: `^mw-[0-9a-f]{17}$`

## Errors

For information about the errors that are common to all actions, see [Common Errors](#).

### **DoesNotExistException**

Error returned when the ID specified for a resource, such as a maintenance window or patch baseline, doesn't exist.

For information about resource quotas in AWS Systems Manager, see [Systems Manager service quotas](#) in the *Amazon Web Services General Reference*.

HTTP Status Code: 400

### InternalServerError

An error occurred on the server side.

HTTP Status Code: 500

## Examples

### Example

This example illustrates one usage of UpdateMaintenanceWindow.

### Sample Request

```
POST / HTTP/1.1
Host: ssm.us-east-2.amazonaws.com
Accept-Encoding: identity
Content-Length: 160
X-Amz-Target: AmazonSSM.UpdateMaintenanceWindow
X-Amz-Date: 20240312T203703Z
User-Agent: aws-cli/1.11.180 Python/2.7.9 Windows/8 botocore/1.7.38
Content-Type: application/x-amz-json-1.1
Authorization: AWS4-HMAC-SHA256 Credential=AKIAIOSFODNN7EXAMPLE/20240312/us-east-2/ssm/
aws4_request,
SignedHeaders=content-type;host;x-amz-date;x-amz-target, Signature=39c3b3042cd2aEXAMPLE

{
  "Duration": 10,
  "WindowId": "mw-0c50858d01EXAMPLE",
  "Name": "Default-Maintenance-Window",
  "Description": "Standard maintenance windows for production servers"
}
```

### Sample Response

```
{
  "AllowUnassociatedTargets": true,
```

```
"Cutoff": 4,  
"Description": "Standard maintenance windows for production servers",  
"Duration": 10,  
"Enabled": true,  
"Name": "Default-Maintenance-Window",  
"Schedule": "rate(3 minutes)",  
"WindowId": "mw-0c50858d01EXAMPLE"  
}
```

## See Also

For more information about using this API in one of the language-specific AWS SDKs, see the following:

- [AWS Command Line Interface](#)
- [AWS SDK for .NET](#)
- [AWS SDK for C++](#)
- [AWS SDK for Go v2](#)
- [AWS SDK for Java V2](#)
- [AWS SDK for JavaScript V3](#)
- [AWS SDK for PHP V3](#)
- [AWS SDK for Python](#)
- [AWS SDK for Ruby V3](#)

# UpdateMaintenanceWindowTarget

Modifies the target of an existing maintenance window. You can change the following:

- Name
- Description
- Owner
- IDs for an ID target
- Tags for a Tag target
- From any supported tag type to another. The three supported tag types are ID target, Tag target, and resource group. For more information, see [Target](#).

## Note

If a parameter is null, then the corresponding field isn't modified.

## Request Syntax

```
{
  "Description": "string",
  "Name": "string",
  "OwnerInformation": "string",
  "Replace": boolean,
  "Targets": [
    {
      "Key": "string",
      "Values": [ "string" ]
    }
  ],
  "WindowId": "string",
  "WindowTargetId": "string"
}
```

## Request Parameters

For information about the parameters that are common to all actions, see [Common Parameters](#).



The request accepts the following data in JSON format.

### Description

An optional description for the update.

Type: String

Length Constraints: Minimum length of 1. Maximum length of 128.

Required: No

### Name

A name for the update.

Type: String

Length Constraints: Minimum length of 3. Maximum length of 128.

Pattern: `^[a-zA-Z0-9_\-\.]{3,128}$`

Required: No

### OwnerInformation

User-provided value that will be included in any Amazon CloudWatch Events events raised while running tasks for these targets in this maintenance window.

Type: String

Length Constraints: Minimum length of 1. Maximum length of 128.

Required: No

### Replace

If `True`, then all fields that are required by the [RegisterTargetWithMaintenanceWindow](#) operation are also required for this API request. Optional fields that aren't specified are set to null.

Type: Boolean

Required: No

## Targets

The targets to add or replace.

Type: Array of [Target](#) objects

Array Members: Minimum number of 0 items. Maximum number of 5 items.

Required: No

## WindowId

The maintenance window ID with which to modify the target.

Type: String

Length Constraints: Fixed length of 20.

Pattern: `^mw-[0-9a-f]{17}$`

Required: Yes

## WindowTargetId

The target ID to modify.

Type: String

Length Constraints: Fixed length of 36.

Pattern: `^[0-9a-fA-F]{8}\-[0-9a-fA-F]{4}\-[0-9a-fA-F]{4}\-[0-9a-fA-F]{4}\-[0-9a-fA-F]{12}$`

Required: Yes

## Response Syntax

```
{
  "Description": "string",
  "Name": "string",
  "OwnerInformation": "string",
  "Targets": [
```

```
{
  "Key": "string",
  "Values": [ "string" ]
},
"WindowId": "string",
"WindowTargetId": "string"
}
```

## Response Elements

If the action is successful, the service sends back an HTTP 200 response.

The following data is returned in JSON format by the service.

### Description

The updated description.

Type: String

Length Constraints: Minimum length of 1. Maximum length of 128.

### Name

The updated name.

Type: String

Length Constraints: Minimum length of 3. Maximum length of 128.

Pattern: `^[a-zA-Z0-9_\-\.]{3,128}$`

### OwnerInformation

The updated owner.

Type: String

Length Constraints: Minimum length of 1. Maximum length of 128.

### Targets

The updated targets.

Type: Array of [Target](#) objects

Array Members: Minimum number of 0 items. Maximum number of 5 items.

### [WindowId](#)

The maintenance window ID specified in the update request.

Type: String

Length Constraints: Fixed length of 20.

Pattern: `^mw-[0-9a-f]{17}$`

### [WindowTargetId](#)

The target ID specified in the update request.

Type: String

Length Constraints: Fixed length of 36.

Pattern: `^[0-9a-fA-F]{8}\-[0-9a-fA-F]{4}\-[0-9a-fA-F]{4}\-[0-9a-fA-F]{4}\-[0-9a-fA-F]{12}$`

## Errors

For information about the errors that are common to all actions, see [Common Errors](#).

### **DoesNotExistException**

Error returned when the ID specified for a resource, such as a maintenance window or patch baseline, doesn't exist.

For information about resource quotas in AWS Systems Manager, see [Systems Manager service quotas](#) in the *Amazon Web Services General Reference*.

HTTP Status Code: 400

### **InternalServerError**

An error occurred on the server side.

HTTP Status Code: 500

# Examples

## Example

This example illustrates one usage of UpdateMaintenanceWindowTarget.

### Sample Request

```
POST / HTTP/1.1
Host: ssm.us-east-2.amazonaws.com
Accept-Encoding: identity
X-Amz-Target: AmazonSSM.UpdateMaintenanceWindowTarget
Content-Type: application/x-amz-json-1.1
User-Agent: aws-cli/2.0.0 Python/3.7.5 Windows/10 botocore/2.0.0dev4
X-Amz-Date: 20240225T005329Z
Authorization: AWS4-HMAC-SHA256 Credential=AKIAIOSFODNN7EXAMPLE/20240225/us-east-2/ssm/
aws4_request,
SignedHeaders=content-type;host;x-amz-date;x-amz-target, Signature=39c3b3042cd2aEXAMPLE
Content-Length: 233

{
  "WindowId": "mw-0c50858d01EXAMPLE",
  "WindowTargetId": "23639a0b-ddbc-4bca-9e72-78d96EXAMPLE",
  "Targets": [
    {
      "Key": "InstanceIds",
      "Values": [
        "i-07782c72faEXAMPLE"
      ]
    }
  ],
  "Name": "MyNewTaskName",
  "Description": "My new task description"
}
```

### Sample Response

```
{
  "Description": "My new task description",
  "Name": "MyNewTaskName",
  "Targets": [
    {
      "Key": "InstanceIds",
```

```
        "Values": [  
            "i-07782c72faEXAMPLE"  
        ]  
    },  
    ],  
    "WindowId": "mw-0c50858d01EXAMPLE",  
    "WindowTargetId": "23639a0b-ddbc-4bca-9e72-78d96EXAMPLE"  
}
```

## See Also

For more information about using this API in one of the language-specific AWS SDKs, see the following:

- [AWS Command Line Interface](#)
- [AWS SDK for .NET](#)
- [AWS SDK for C++](#)
- [AWS SDK for Go v2](#)
- [AWS SDK for Java V2](#)
- [AWS SDK for JavaScript V3](#)
- [AWS SDK for PHP V3](#)
- [AWS SDK for Python](#)
- [AWS SDK for Ruby V3](#)

# UpdateMaintenanceWindowTask

Modifies a task assigned to a maintenance window. You can't change the task type, but you can change the following values:

- TaskARN. For example, you can change a RUN\_COMMAND task from AWS-RunPowerShellScript to AWS-RunShellScript.
- ServiceRoleArn
- TaskInvocationParameters
- Priority
- MaxConcurrency
- MaxErrors

## Note

One or more targets must be specified for maintenance window Run Command-type tasks. Depending on the task, targets are optional for other maintenance window task types (Automation, AWS Lambda, and AWS Step Functions). For more information about running tasks that don't specify targets, see [Registering maintenance window tasks without targets](#) in the *AWS Systems Manager User Guide*.

If the value for a parameter in UpdateMaintenanceWindowTask is null, then the corresponding field isn't modified. If you set Replace to true, then all fields required by the [RegisterTaskWithMaintenanceWindow](#) operation are required for this request. Optional fields that aren't specified are set to null.

## Important

When you update a maintenance window task that has options specified in TaskInvocationParameters, you must provide again all the TaskInvocationParameters values that you want to retain. The values you don't specify again are removed. For example, suppose that when you registered a Run Command task, you specified TaskInvocationParameters values for Comment, NotificationConfig, and OutputS3BucketName. If you update the maintenance

window task and specify only a different OutputS3BucketName value, the values for Comment and NotificationConfig are removed.

## Request Syntax

```
{
  "AlarmConfiguration": {
    "Alarms": [
      {
        "Name": "string"
      }
    ],
    "IgnorePollAlarmFailure": boolean
  },
  "CutoffBehavior": "string",
  "Description": "string",
  "LoggingInfo": {
    "S3BucketName": "string",
    "S3KeyPrefix": "string",
    "S3Region": "string"
  },
  "MaxConcurrency": "string",
  "MaxErrors": "string",
  "Name": "string",
  "Priority": number,
  "Replace": boolean,
  "ServiceRoleArn": "string",
  "Targets": [
    {
      "Key": "string",
      "Values": [ "string" ]
    }
  ],
  "TaskArn": "string",
  "TaskInvocationParameters": {
    "Automation": {
      "DocumentVersion": "string",
      "Parameters": {
        "string" : [ "string" ]
      }
    }
  },
}
```



```
"Lambda": {
  "ClientContext": "string",
  "Payload": blob,
  "Qualifier": "string"
},
"RunCommand": {
  "CloudWatchOutputConfig": {
    "CloudWatchLogGroupName": "string",
    "CloudWatchOutputEnabled": boolean
  },
  "Comment": "string",
  "DocumentHash": "string",
  "DocumentHashType": "string",
  "DocumentVersion": "string",
  "NotificationConfig": {
    "NotificationArn": "string",
    "NotificationEvents": [ "string" ],
    "NotificationType": "string"
  },
  "OutputS3BucketName": "string",
  "OutputS3KeyPrefix": "string",
  "Parameters": {
    "string" : [ "string" ]
  },
  "ServiceRoleArn": "string",
  "TimeoutSeconds": number
},
"StepFunctions": {
  "Input": "string",
  "Name": "string"
}
},
"TaskParameters": {
  "string" : {
    "Values": [ "string" ]
  }
},
"WindowId": "string",
"WindowTaskId": "string"
}
```

## Request Parameters

For information about the parameters that are common to all actions, see [Common Parameters](#).

The request accepts the following data in JSON format.

### [AlarmConfiguration](#)

The CloudWatch alarm you want to apply to your maintenance window task.

Type: [AlarmConfiguration](#) object

Required: No

### [CutoffBehavior](#)

Indicates whether tasks should continue to run after the cutoff time specified in the maintenance windows is reached.

- **CONTINUE\_TASK**: When the cutoff time is reached, any tasks that are running continue. The default value.
- **CANCEL\_TASK**:
  - For Automation, AWS Lambda, AWS Step Functions tasks: When the cutoff time is reached, any task invocations that are already running continue, but no new task invocations are started.
  - For Run Command tasks: When the cutoff time is reached, the system sends a [CancelCommand](#) operation that attempts to cancel the command associated with the task. However, there is no guarantee that the command will be terminated and the underlying process stopped.

The status for tasks that are not completed is **TIMED\_OUT**.

Type: String

Valid Values: **CONTINUE\_TASK** | **CANCEL\_TASK**

Required: No

### [Description](#)

The new task description to specify.

Type: String

Length Constraints: Minimum length of 1. Maximum length of 128.

Required: No

### LoggingInfo

The new logging location in Amazon S3 to specify.

#### Note

LoggingInfo has been deprecated. To specify an Amazon Simple Storage Service (Amazon S3) bucket to contain logs, instead use the `OutputS3BucketName` and `OutputS3KeyPrefix` options in the `TaskInvocationParameters` structure. For information about how AWS Systems Manager handles these options for the supported maintenance window task types, see [MaintenanceWindowTaskInvocationParameters](#).

Type: [LoggingInfo](#) object

Required: No

### MaxConcurrency

The new MaxConcurrency value you want to specify. MaxConcurrency is the number of targets that are allowed to run this task, in parallel.

#### Note

Although this element is listed as "Required: No", a value can be omitted only when you are registering or updating a [targetless task](#). You must provide a value in all other cases. For maintenance window tasks without a target specified, you can't supply a value for this option. Instead, the system inserts a placeholder value of 1. This value doesn't affect the running of your task.

Type: String

Length Constraints: Minimum length of 1. Maximum length of 7.

Pattern:  $^([1-9][0-9]^|[1-9][0-9]\%|[1-9]\%|100\%)\$$

Required: No

## MaxErrors

The new MaxErrors value to specify. MaxErrors is the maximum number of errors that are allowed before the task stops being scheduled.

### Note

Although this element is listed as "Required: No", a value can be omitted only when you are registering or updating a [targetless task](#). You must provide a value in all other cases. For maintenance window tasks without a target specified, you can't supply a value for this option. Instead, the system inserts a placeholder value of 1. This value doesn't affect the running of your task.

Type: String

Length Constraints: Minimum length of 1. Maximum length of 7.

Pattern:  $^([1-9][0-9]^|[0]||[1-9][0-9]\%|[0-9]\%|100\%)\$$

Required: No

## Name

The new task name to specify.

Type: String

Length Constraints: Minimum length of 3. Maximum length of 128.

Pattern:  $^[a-zA-Z0-9_\-\.\ ]\{3,128\}\$$

Required: No

## Priority

The new task priority to specify. The lower the number, the higher the priority. Tasks that have the same priority are scheduled in parallel.

Type: Integer

Valid Range: Minimum value of 0.

Required: No

### Replace

If True, then all fields that are required by the [RegisterTaskWithMaintenanceWindow](#) operation are also required for this API request. Optional fields that aren't specified are set to null.

Type: Boolean

Required: No

### ServiceRoleArn

The Amazon Resource Name (ARN) of the IAM service role for AWS Systems Manager to assume when running a maintenance window task. If you do not specify a service role ARN, Systems Manager uses a service-linked role in your account. If no appropriate service-linked role for Systems Manager exists in your account, it is created when you run `RegisterTaskWithMaintenanceWindow`.

However, for an improved security posture, we strongly recommend creating a custom policy and custom service role for running your maintenance window tasks. The policy can be crafted to provide only the permissions needed for your particular maintenance window tasks. For more information, see [Setting up Maintenance Windows](#) in the *AWS Systems Manager User Guide*.

Type: String

Required: No

### Targets

The targets (either managed nodes or tags) to modify. Managed nodes are specified using the format `Key=instanceids,Values=instanceID_1,instanceID_2`. Tags are specified using the format `Key=tag_name,Values=tag_value`.

#### **Note**

One or more targets must be specified for maintenance window Run Command-type tasks. Depending on the task, targets are optional for other maintenance window task

types (Automation, AWS Lambda, and AWS Step Functions). For more information about running tasks that don't specify targets, see [Registering maintenance window tasks without targets](#) in the *AWS Systems Manager User Guide*.

Type: Array of [Target](#) objects

Array Members: Minimum number of 0 items. Maximum number of 5 items.

Required: No

### [TaskArn](#)

The task ARN to modify.

Type: String

Length Constraints: Minimum length of 1. Maximum length of 1600.

Required: No

### [TaskInvocationParameters](#)

The parameters that the task should use during execution. Populate only the fields that match the task type. All other fields should be empty.

#### **Important**

When you update a maintenance window task that has options specified in `TaskInvocationParameters`, you must provide again all the `TaskInvocationParameters` values that you want to retain. The values you don't specify again are removed. For example, suppose that when you registered a Run Command task, you specified `TaskInvocationParameters` values for `Comment`, `NotificationConfig`, and `OutputS3BucketName`. If you update the maintenance window task and specify only a different `OutputS3BucketName` value, the values for `Comment` and `NotificationConfig` are removed.

Type: [MaintenanceWindowTaskInvocationParameters](#) object

Required: No

## TaskParameters

The parameters to modify.

### Note

TaskParameters has been deprecated. To specify parameters to pass to a task when it runs, instead use the Parameters option in the TaskInvocationParameters structure. For information about how Systems Manager handles these options for the supported maintenance window task types, see [MaintenanceWindowTaskInvocationParameters](#).

The map has the following format:

Key: string, between 1 and 255 characters

Value: an array of strings, each string is between 1 and 255 characters

Type: String to [MaintenanceWindowTaskParameterValueExpression](#) object map

Key Length Constraints: Minimum length of 1. Maximum length of 255.

Required: No

## WindowId

The maintenance window ID that contains the task to modify.

Type: String

Length Constraints: Fixed length of 20.

Pattern: `^mw-[0-9a-f]{17}$`

Required: Yes

## WindowTaskId

The task ID to modify.

Type: String

Length Constraints: Fixed length of 36.

Pattern: `^[0-9a-fA-F]{8}\-[0-9a-fA-F]{4}\-[0-9a-fA-F]{4}\-[0-9a-fA-F]{4}\-[0-9a-fA-F]{12}$`

Required: Yes

## Response Syntax

```
{
  "AlarmConfiguration": {
    "Alarms": [
      {
        "Name": "string"
      }
    ],
    "IgnorePollAlarmFailure": boolean
  },
  "CutoffBehavior": "string",
  "Description": "string",
  "LoggingInfo": {
    "S3BucketName": "string",
    "S3KeyPrefix": "string",
    "S3Region": "string"
  },
  "MaxConcurrency": "string",
  "MaxErrors": "string",
  "Name": "string",
  "Priority": number,
  "ServiceRoleArn": "string",
  "Targets": [
    {
      "Key": "string",
      "Values": [ "string" ]
    }
  ],
  "TaskArn": "string",
  "TaskInvocationParameters": {
    "Automation": {
      "DocumentVersion": "string",
      "Parameters": {
        "string" : [ "string" ]
      }
    }
  }
}
```



```
    }
  },
  "Lambda": {
    "ClientContext": "string",
    "Payload": blob,
    "Qualifier": "string"
  },
  "RunCommand": {
    "CloudWatchOutputConfig": {
      "CloudWatchLogGroupName": "string",
      "CloudWatchOutputEnabled": boolean
    },
    "Comment": "string",
    "DocumentHash": "string",
    "DocumentHashType": "string",
    "DocumentVersion": "string",
    "NotificationConfig": {
      "NotificationArn": "string",
      "NotificationEvents": [ "string" ],
      "NotificationType": "string"
    },
    "OutputS3BucketName": "string",
    "OutputS3KeyPrefix": "string",
    "Parameters": {
      "string" : [ "string" ]
    },
    "ServiceRoleArn": "string",
    "TimeoutSeconds": number
  },
  "StepFunctions": {
    "Input": "string",
    "Name": "string"
  }
},
"TaskParameters": {
  "string" : {
    "Values": [ "string" ]
  }
},
"WindowId": "string",
"WindowTaskId": "string"
}
```

## Response Elements

If the action is successful, the service sends back an HTTP 200 response.

The following data is returned in JSON format by the service.

### AlarmConfiguration

The details for the CloudWatch alarm you applied to your maintenance window task.

Type: [AlarmConfiguration](#) object

### CutoffBehavior

The specification for whether tasks should continue to run after the cutoff time specified in the maintenance windows is reached.

Type: String

Valid Values: CONTINUE\_TASK | CANCEL\_TASK

### Description

The updated task description.

Type: String

Length Constraints: Minimum length of 1. Maximum length of 128.

### LoggingInfo

The updated logging information in Amazon S3.

#### Note

LoggingInfo has been deprecated. To specify an Amazon Simple Storage Service (Amazon S3) bucket to contain logs, instead use the OutputS3BucketName and OutputS3KeyPrefix options in the TaskInvocationParameters structure. For information about how AWS Systems Manager handles these options for the supported maintenance window task types, see [MaintenanceWindowTaskInvocationParameters](#).

Type: [LoggingInfo](#) object

## MaxConcurrency

The updated MaxConcurrency value.

Type: String

Length Constraints: Minimum length of 1. Maximum length of 7.

Pattern: `^([1-9][0-9]*|[1-9][0-9]%|[1-9]%|100%)$`

## MaxErrors

The updated MaxErrors value.

Type: String

Length Constraints: Minimum length of 1. Maximum length of 7.

Pattern: `^([1-9][0-9]*|[0]|[1-9][0-9]%|[0-9]%|100%)$`

## Name

The updated task name.

Type: String

Length Constraints: Minimum length of 3. Maximum length of 128.

Pattern: `^[a-zA-Z0-9_\-\.]{3,128}$`

## Priority

The updated priority value.

Type: Integer

Valid Range: Minimum value of 0.

## ServiceRoleArn

The Amazon Resource Name (ARN) of the IAM service role for AWS Systems Manager to assume when running a maintenance window task. If you do not specify a service role ARN, Systems Manager uses a service-linked role in your account. If no appropriate service-linked role for Systems Manager exists in your account, it is created when you run `RegisterTaskWithMaintenanceWindow`.

However, for an improved security posture, we strongly recommend creating a custom policy and custom service role for running your maintenance window tasks. The policy can be crafted to provide only the permissions needed for your particular maintenance window tasks. For more information, see [Setting up Maintenance Windows](#) in the *AWS Systems Manager User Guide*.

Type: String

### Targets

The updated target values.

Type: Array of [Target](#) objects

Array Members: Minimum number of 0 items. Maximum number of 5 items.

### TaskArn

The updated task ARN value.

Type: String

Length Constraints: Minimum length of 1. Maximum length of 1600.

### TaskInvocationParameters

The updated parameter values.

Type: [MaintenanceWindowTaskInvocationParameters](#) object

### TaskParameters

The updated parameter values.

#### **Note**

`TaskParameters` has been deprecated. To specify parameters to pass to a task when it runs, instead use the `Parameters` option in the `TaskInvocationParameters` structure. For information about how Systems Manager handles these options for the supported maintenance window task types, see [MaintenanceWindowTaskInvocationParameters](#).

Type: String to [MaintenanceWindowTaskParameterValueExpression](#) object map

Key Length Constraints: Minimum length of 1. Maximum length of 255.

### WindowId

The ID of the maintenance window that was updated.

Type: String

Length Constraints: Fixed length of 20.

Pattern: `^mw-[0-9a-f]{17}$`

### WindowTaskId

The task ID of the maintenance window that was updated.

Type: String

Length Constraints: Fixed length of 36.

Pattern: `^[0-9a-fA-F]{8}\-[0-9a-fA-F]{4}\-[0-9a-fA-F]{4}\-[0-9a-fA-F]{4}\-[0-9a-fA-F]{12}$`

## Errors

For information about the errors that are common to all actions, see [Common Errors](#).

### **DoesNotExistException**

Error returned when the ID specified for a resource, such as a maintenance window or patch baseline, doesn't exist.

For information about resource quotas in AWS Systems Manager, see [Systems Manager service quotas](#) in the *Amazon Web Services General Reference*.

HTTP Status Code: 400

### **InternalServerError**

An error occurred on the server side.

HTTP Status Code: 500

# Examples

## Example

This example illustrates one usage of UpdateMaintenanceWindowTask.

### Sample Request

```
POST / HTTP/1.1
Host: ssm.us-east-2.amazonaws.com
Accept-Encoding: identity
X-Amz-Target: AmazonSSM.UpdateMaintenanceWindowTask
Content-Type: application/x-amz-json-1.1
User-Agent: aws-cli/2.0.0 Python/3.7.5 Windows/10 botocore/2.0.0dev4
X-Amz-Date: 20240225T010531Z
Authorization: AWS4-HMAC-SHA256 Credential=AKIAIOSFODNN7EXAMPLE/20240225/us-east-2/ssm/
aws4_request,
SignedHeaders=content-type;host;x-amz-date;x-amz-target, Signature=39c3b3042cd2aEXAMPLE
Content-Length: 244

{
  "WindowId": "mw-0c50858d01EXAMPLE",
  "WindowTaskId": "50772993-c6b5-4a2a-8d04-7bfd7EXAMPLE",
  "Priority": 2,
  "MaxConcurrency": "10",
  "MaxErrors": "3",
  "Name": "MyRevisedMaintenanceWindowTask",
  "Description": "My updated maintenance window task",
  "ServiceRoleArn": "arn:aws:iam::111122223333:role/aws-service-role/
ssm.amazonaws.com/MyCustomMaintenanceWindowTaskRole"
}
```

### Sample Response

```
{
  "Description": "My updated maintenance window task",
  "MaxConcurrency": "10",
  "MaxErrors": "3",
  "Name": "MyRevisedMaintenanceWindowTask",
  "Priority": 2,
  "ServiceRoleArn": "arn:aws:iam::111122223333:role/aws-service-role/
ssm.amazonaws.com/MyCustomMaintenanceWindowTaskRole",
  "Targets": [
```

```
    {
      "Key": "WindowTargetIds",
      "Values": [
        "23639a0b-ddbc-4bca-9e72-78d96EXAMPLE"
      ]
    }
  ],
  "TaskArn": "AWS-ApplyPatchBaseline",
  "TaskInvocationParameters": {
    "RunCommand": {
      "Comment": "",
      "Parameters": {
        "Operation": [
          "Install"
        ],
        "SnapshotId": [
          ""
        ]
      },
      "TimeoutSeconds": 600
    }
  },
  "TaskParameters": {},
  "WindowId": "mw-0c50858d01EXAMPLE",
  "WindowTaskId": "50772993-c6b5-4a2a-8d04-7bfd7EXAMPLE"
}
```

## See Also

For more information about using this API in one of the language-specific AWS SDKs, see the following:

- [AWS Command Line Interface](#)
- [AWS SDK for .NET](#)
- [AWS SDK for C++](#)
- [AWS SDK for Go v2](#)
- [AWS SDK for Java V2](#)
- [AWS SDK for JavaScript V3](#)
- [AWS SDK for PHP V3](#)
- [AWS SDK for Python](#)

- [AWS SDK for Ruby V3](#)



# UpdateManagedInstanceRole

Changes the AWS Identity and Access Management (IAM) role that is assigned to the on-premises server, edge device, or virtual machines (VM). IAM roles are first assigned to these hybrid nodes during the activation process. For more information, see [CreateActivation](#).

## Request Syntax

```
{
  "IamRole": "string",
  "InstanceId": "string"
}
```

## Request Parameters

For information about the parameters that are common to all actions, see [Common Parameters](#).

The request accepts the following data in JSON format.

### [IamRole](#)

The name of the AWS Identity and Access Management (IAM) role that you want to assign to the managed node. This IAM role must provide AssumeRole permissions for the AWS Systems Manager service principal `ssm.amazonaws.com`. For more information, see [Create the IAM service role required for Systems Manager in hybrid and multicloud environments](#) in the *AWS Systems Manager User Guide*.

#### Note

You can't specify an IAM service-linked role for this parameter. You must create a unique role.

Type: String

Length Constraints: Maximum length of 64.

Required: Yes

### [InstanceId](#)

The ID of the managed node where you want to update the role.

Type: String

Length Constraints: Minimum length of 20. Maximum length of 124.

Pattern: `(^mi-[0-9a-f]{17}$)|(^eks_c:[0-9A-Za-z][A-Za-z0-9\-\_]{0,99}_\w{17}$)`

Required: Yes

## Response Elements

If the action is successful, the service sends back an HTTP 200 response with an empty HTTP body.

## Errors

For information about the errors that are common to all actions, see [Common Errors](#).

### InternalServerError

An error occurred on the server side.

HTTP Status Code: 500

### InvalidInstanceId

The following problems can cause this exception:

- You don't have permission to access the managed node.
- AWS Systems Manager Agent (SSM Agent) isn't running. Verify that SSM Agent is running.
- SSM Agent isn't registered with the SSM endpoint. Try reinstalling SSM Agent.
- The managed node isn't in a valid state. Valid states are: Running, Pending, Stopped, and Stopping. Invalid states are: Shutting-down and Terminated.

HTTP Status Code: 400

## Examples

### Example

This example illustrates one usage of UpdateManagedInstanceRole.

## Sample Request

```
POST / HTTP/1.1
Host: ssm.us-east-2.amazonaws.com
Accept-Encoding: identity
X-Amz-Target: AmazonSSM.UpdateManagedInstanceRole
Content-Type: application/x-amz-json-1.1
User-Agent: aws-cli/1.17.12 Python/3.6.8 Darwin/18.7.0 botocore/1.14.12
X-Amz-Date: 20240325T191724Z
Authorization: AWS4-HMAC-SHA256 Credential=AKIAIOSFODNN7EXAMPLE/20240325/us-east-2/ssm/
aws4_request,
SignedHeaders=content-type;host;x-amz-date;x-amz-target, Signature=39c3b3042cd2aEXAMPLE
Content-Length: 56

{
  "InstanceId": "mi-0ce084dd39EXAMPLE",
  "IamRole": "SSM"
}
```

## Sample Response

```
{}
```

## See Also

For more information about using this API in one of the language-specific AWS SDKs, see the following:

- [AWS Command Line Interface](#)
- [AWS SDK for .NET](#)
- [AWS SDK for C++](#)
- [AWS SDK for Go v2](#)
- [AWS SDK for Java V2](#)
- [AWS SDK for JavaScript V3](#)
- [AWS SDK for PHP V3](#)
- [AWS SDK for Python](#)
- [AWS SDK for Ruby V3](#)

# UpdateOpsItem

Edit or change an OpsItem. You must have permission in AWS Identity and Access Management (IAM) to update an OpsItem. For more information, see [Set up OpsCenter](#) in the *AWS Systems Manager User Guide*.

Operations engineers and IT professionals use AWS Systems Manager OpsCenter to view, investigate, and remediate operational issues impacting the performance and health of their AWS resources. For more information, see [AWS Systems Manager OpsCenter](#) in the *AWS Systems Manager User Guide*.

## Request Syntax

```
{
  "ActualEndTime": number,
  "ActualStartTime": number,
  "Category": "string",
  "Description": "string",
  "Notifications": [
    {
      "Arn": "string"
    }
  ],
  "OperationalData": {
    "string" : {
      "Type": "string",
      "Value": "string"
    }
  },
  "OperationalDataToDelete": [ "string" ],
  "OpsItemArn": "string",
  "OpsItemId": "string",
  "PlannedEndTime": number,
  "PlannedStartTime": number,
  "Priority": number,
  "RelatedOpsItems": [
    {
      "OpsItemId": "string"
    }
  ],
  "Severity": "string",
  "Status": "string",
```

```
"Title": "string"  
}
```

## Request Parameters

For information about the parameters that are common to all actions, see [Common Parameters](#).

The request accepts the following data in JSON format.

### ActualEndTime

The time a runbook workflow ended. Currently reported only for the OpsItem type `/aws/changerequest`.

Type: Timestamp

Required: No

### ActualStartTime

The time a runbook workflow started. Currently reported only for the OpsItem type `/aws/changerequest`.

Type: Timestamp

Required: No

### Category

Specify a new category for an OpsItem.

Type: String

Length Constraints: Minimum length of 1. Maximum length of 64.

Pattern: `^(?!\\s*$).+`

Required: No

### Description

User-defined text that contains information about the OpsItem, in Markdown format.

Type: String

Length Constraints: Minimum length of 1. Maximum length of 2048.

Pattern: `[\s\S]*\S[\s\S]*`

Required: No

## Notifications

The Amazon Resource Name (ARN) of an SNS topic where notifications are sent when this OpsItem is edited or changed.

Type: Array of [OpsItemNotification](#) objects

Required: No

## OperationalData

Add new keys or edit existing key-value pairs of the OperationalData map in the OpsItem object.

Operational data is custom data that provides useful reference details about the OpsItem. For example, you can specify log files, error strings, license keys, troubleshooting tips, or other relevant data. You enter operational data as key-value pairs. The key has a maximum length of 128 characters. The value has a maximum size of 20 KB.

### Important

Operational data keys *can't* begin with the following: `amazon, aws, amzn, ssm, /amazon, /aws, /amzn, /ssm`.

You can choose to make the data searchable by other users in the account or you can restrict search access. Searchable data means that all users with access to the OpsItem Overview page (as provided by the [DescribeOpsItems](#) API operation) can view and search on the specified data. Operational data that isn't searchable is only viewable by users who have access to the OpsItem (as provided by the [GetOpsItem](#) API operation).

Use the `/aws/resources` key in OperationalData to specify a related resource in the request. Use the `/aws/automations` key in OperationalData to associate an Automation runbook with the OpsItem. To view AWS CLI example commands that use these keys, see [Creating OpsItems manually](#) in the *AWS Systems Manager User Guide*.

Type: String to [OpsItemDataValue](#) object map

Key Length Constraints: Minimum length of 1. Maximum length of 128.

Key Pattern: `^(?!\\s*$).+`

Required: No

### [OperationalDataToDelete](#)

Keys that you want to remove from the OperationalData map.

Type: Array of strings

Required: No

### [OpsItemArn](#)

The OpsItem Amazon Resource Name (ARN).

Type: String

Length Constraints: Minimum length of 20. Maximum length of 2048.

Pattern: `arn:(aws[a-zA-Z-]*)?:ssm:[a-z0-9-\\.]{0,63}:[0-9]{12}:opsitem.*`

Required: No

### [OpsItemId](#)

The ID of the OpsItem.

Type: String

Pattern: `^(oi)-[0-9a-f]{12}$`

Required: Yes

### [PlannedEndTime](#)

The time specified in a change request for a runbook workflow to end. Currently supported only for the OpsItem type `/aws/changerequest`.

Type: Timestamp

Required: No

## PlannedStartTime

The time specified in a change request for a runbook workflow to start. Currently supported only for the OpsItem type `/aws/changerequest`.

Type: Timestamp

Required: No

## Priority

The importance of this OpsItem in relation to other OpsItems in the system.

Type: Integer

Valid Range: Minimum value of 1. Maximum value of 5.

Required: No

## RelatedOpsItems

One or more OpsItems that share something in common with the current OpsItems. For example, related OpsItems can include OpsItems with similar error messages, impacted resources, or statuses for the impacted resource.

Type: Array of [RelatedOpsItem](#) objects

Required: No

## Severity

Specify a new severity for an OpsItem.

Type: String

Length Constraints: Minimum length of 1. Maximum length of 64.

Pattern: `^(?!\\s*$).+`

Required: No

## Status

The OpsItem status. For more information, see [Editing OpsItem details](#) in the *AWS Systems Manager User Guide*.



Type: String

Valid Values: Open | InProgress | Resolved | Pending | TimedOut | Cancelling | Cancelled | Failed | CompletedWithSuccess | CompletedWithFailure | Scheduled | RunbookInProgress | PendingChangeCalendarOverride | ChangeCalendarOverrideApproved | ChangeCalendarOverrideRejected | PendingApproval | Approved | Rejected | Closed

Required: No

## Title

A short heading that describes the nature of the OpsItem and the impacted resource.

Type: String

Length Constraints: Minimum length of 1. Maximum length of 1024.

Pattern: `^(?!\\s*$).+`

Required: No

## Response Elements

If the action is successful, the service sends back an HTTP 200 response with an empty HTTP body.

## Errors

For information about the errors that are common to all actions, see [Common Errors](#).

### InternalServerError

An error occurred on the server side.

HTTP Status Code: 500

### OpsItemAccessDeniedException

You don't have permission to view OpsItems in the specified account. Verify that your account is configured either as a Systems Manager delegated administrator or that you are logged into the AWS Organizations management account.

HTTP Status Code: 400

## OpsItemAlreadyExistsException

The OpsItem already exists.

HTTP Status Code: 400

## OpsItemConflictException

The specified OpsItem is in the process of being deleted.

HTTP Status Code: 400

## OpsItemInvalidParameterException

A specified parameter argument isn't valid. Verify the available arguments and try again.

HTTP Status Code: 400

## OpsItemLimitExceededException

The request caused OpsItems to exceed one or more quotas.

HTTP Status Code: 400

## OpsItemNotFoundException

The specified OpsItem ID doesn't exist. Verify the ID and try again.

HTTP Status Code: 400

## Examples

### Example

This example illustrates one usage of UpdateOpsItem.

### Sample Request

```
POST / HTTP/1.1
Host: ssm.us-east-2.amazonaws.com
Accept-Encoding: identity
X-Amz-Target: AmazonSSM.UpdateOpsItem
Content-Type: application/x-amz-json-1.1
User-Agent: aws-cli/1.17.12 Python/3.6.8 Darwin/18.7.0 botocore/1.14.12
X-Amz-Date: 20240401T184738Z
```

```
Authorization: AWS4-HMAC-SHA256 Credential=AKIAIOSFODNN7EXAMPLE/20240401/us-east-2/ssm/
aws4_request,
SignedHeaders=content-type;host;x-amz-date;x-amz-target, Signature=39c3b3042cd2aEXAMPLE
Content-Length: 54
```

```
{
  "Status": "Resolved",
  "OpsItemId": "oi-1f050EXAMPLE"
}
```

## Sample Response

```
{}
```

## See Also

For more information about using this API in one of the language-specific AWS SDKs, see the following:

- [AWS Command Line Interface](#)
- [AWS SDK for .NET](#)
- [AWS SDK for C++](#)
- [AWS SDK for Go v2](#)
- [AWS SDK for Java V2](#)
- [AWS SDK for JavaScript V3](#)
- [AWS SDK for PHP V3](#)
- [AWS SDK for Python](#)
- [AWS SDK for Ruby V3](#)

# UpdateOpsMetadata

AWS Systems Manager calls this API operation when you edit OpsMetadata in Application Manager.

## Request Syntax

```
{
  "KeysToDelete": [ "string" ],
  "MetadataToUpdate": {
    "string" : {
      "Value": "string"
    }
  },
  "OpsMetadataArn": "string"
}
```

## Request Parameters

For information about the parameters that are common to all actions, see [Common Parameters](#).

The request accepts the following data in JSON format.

### [KeysToDelete](#)

The metadata keys to delete from the OpsMetadata object.

Type: Array of strings

Array Members: Minimum number of 1 item. Maximum number of 10 items.

Length Constraints: Minimum length of 1. Maximum length of 256.

Pattern:  $^(?!\\s*$).+$

Required: No

### [MetadataToUpdate](#)

Metadata to add to an OpsMetadata object.

Type: String to [MetadataValue](#) object map

Map Entries: Maximum number of 5 items.

Key Length Constraints: Minimum length of 1. Maximum length of 256.

Key Pattern: `^(?!\\s*$).+`

Required: No

### OpsMetadataArn

The Amazon Resource Name (ARN) of the OpsMetadata Object to update.

Type: String

Length Constraints: Minimum length of 1. Maximum length of 1011.

Pattern: `arn:(aws[a-zA-Z-]*)?:ssm:[a-z0-9-\\.]{0,63}:[a-z0-9-\\.]{0,63}:opsmetadata\\/( [a-zA-Z0-9-_.\\/]*)`

Required: Yes

## Response Syntax

```
{  
  "OpsMetadataArn": "string"  
}
```

## Response Elements

If the action is successful, the service sends back an HTTP 200 response.

The following data is returned in JSON format by the service.

### OpsMetadataArn

The Amazon Resource Name (ARN) of the OpsMetadata Object that was updated.

Type: String

Length Constraints: Minimum length of 1. Maximum length of 1011.

Pattern: `arn:(aws[a-zA-Z-]*)?:ssm:[a-z0-9-\\.]{0,63}:[a-z0-9-\\.]{0,63}:opsmetadata\\/( [a-zA-Z0-9-_.\\/]*)`

## Errors

For information about the errors that are common to all actions, see [Common Errors](#).

### InternalServerError

An error occurred on the server side.

HTTP Status Code: 500

### OpsMetadataInvalidArgumentException

One of the arguments passed is invalid.

HTTP Status Code: 400

### OpsMetadataKeyLimitExceededException

The OpsMetadata object exceeds the maximum number of OpsMetadata keys that you can assign to an application in Application Manager.

HTTP Status Code: 400

### OpsMetadataNotFoundException

The OpsMetadata object doesn't exist.

HTTP Status Code: 400

### OpsMetadataTooManyUpdatesException

The system is processing too many concurrent updates. Wait a few moments and try again.

HTTP Status Code: 400

## See Also

For more information about using this API in one of the language-specific AWS SDKs, see the following:

- [AWS Command Line Interface](#)
- [AWS SDK for .NET](#)
- [AWS SDK for C++](#)

- [AWS SDK for Go v2](#)
- [AWS SDK for Java V2](#)
- [AWS SDK for JavaScript V3](#)
- [AWS SDK for PHP V3](#)
- [AWS SDK for Python](#)
- [AWS SDK for Ruby V3](#)

# UpdatePatchBaseline

Modifies an existing patch baseline. Fields not specified in the request are left unchanged.

## Note

For information about valid key-value pairs in `PatchFilters` for each supported operating system type, see [PatchFilter](#).

## Request Syntax

```
{
  "ApprovalRules": {
    "PatchRules": [
      {
        "ApproveAfterDays": number,
        "ApproveUntilDate": "string",
        "ComplianceLevel": "string",
        "EnableNonSecurity": boolean,
        "PatchFilterGroup": {
          "PatchFilters": [
            {
              "Key": "string",
              "Values": [ "string" ]
            }
          ]
        }
      }
    ]
  },
  "ApprovedPatches": [ "string" ],
  "ApprovedPatchesComplianceLevel": "string",
  "ApprovedPatchesEnableNonSecurity": boolean,
  "BaselineId": "string",
  "Description": "string",
  "GlobalFilters": {
    "PatchFilters": [
      {
        "Key": "string",
        "Values": [ "string" ]
      }
    ]
  }
}
```



```
    ]
  },
  "Name": "string",
  "RejectedPatches": [ "string" ],
  "RejectedPatchesAction": "string",
  "Replace": boolean,
  "Sources": [
    {
      "Configuration": "string",
      "Name": "string",
      "Products": [ "string" ]
    }
  ]
}
```

## Request Parameters

For information about the parameters that are common to all actions, see [Common Parameters](#).

The request accepts the following data in JSON format.

### ApprovalRules

A set of rules used to include patches in the baseline.

Type: [PatchRuleGroup](#) object

Required: No

### ApprovedPatches

A list of explicitly approved patches for the baseline.

For information about accepted formats for lists of approved patches and rejected patches, see [Package name formats for approved and rejected patch lists](#) in the *AWS Systems Manager User Guide*.

Type: Array of strings

Array Members: Minimum number of 0 items. Maximum number of 50 items.

Length Constraints: Minimum length of 1. Maximum length of 100.

Required: No

### ApprovedPatchesComplianceLevel

Assigns a new compliance severity level to an existing patch baseline.

Type: String

Valid Values: CRITICAL | HIGH | MEDIUM | LOW | INFORMATIONAL | UNSPECIFIED

Required: No

### ApprovedPatchesEnableNonSecurity

Indicates whether the list of approved patches includes non-security updates that should be applied to the managed nodes. The default value is `false`. Applies to Linux managed nodes only.

Type: Boolean

Required: No

### BaselineId

The ID of the patch baseline to update.

Type: String

Length Constraints: Minimum length of 20. Maximum length of 128.

Pattern: `^[a-zA-Z0-9_\-:/]{20,128}$`

Required: Yes

### Description

A description of the patch baseline.

Type: String

Length Constraints: Minimum length of 1. Maximum length of 1024.

Required: No

## GlobalFilters

A set of global filters used to include patches in the baseline.

### Important

The `GlobalFilters` parameter can be configured only by using the AWS CLI or an AWS SDK. It can't be configured from the Patch Manager console, and its value isn't displayed in the console.

Type: [PatchFilterGroup](#) object

Required: No

### Name

The name of the patch baseline.

Type: String

Length Constraints: Minimum length of 3. Maximum length of 128.

Pattern: `^[a-zA-Z0-9_\-\.]{3,128}$`

Required: No

### RejectedPatches

A list of explicitly rejected patches for the baseline.

For information about accepted formats for lists of approved patches and rejected patches, see [Package name formats for approved and rejected patch lists](#) in the *AWS Systems Manager User Guide*.

Type: Array of strings

Array Members: Minimum number of 0 items. Maximum number of 50 items.

Length Constraints: Minimum length of 1. Maximum length of 100.

Required: No

## RejectedPatchesAction

The action for Patch Manager to take on patches included in the RejectedPackages list.

### ALLOW\_AS\_DEPENDENCY

**Linux and macOS:** A package in the rejected patches list is installed only if it is a dependency of another package. It is considered compliant with the patch baseline, and its status is reported as `INSTALLED_OTHER`. This is the default action if no option is specified.

**Windows Server:** Windows Server doesn't support the concept of package dependencies. If a package in the rejected patches list and already installed on the node, its status is reported as `INSTALLED_OTHER`. Any package not already installed on the node is skipped. This is the default action if no option is specified.

### BLOCK

**All OSs:** Packages in the rejected patches list, and packages that include them as dependencies, aren't installed by Patch Manager under any circumstances. If a package was installed before it was added to the rejected patches list, or is installed outside of Patch Manager afterward, it's considered noncompliant with the patch baseline and its status is reported as `INSTALLED_REJECTED`.

Type: String

Valid Values: `ALLOW_AS_DEPENDENCY` | `BLOCK`

Required: No

## Replace

If True, then all fields that are required by the [CreatePatchBaseline](#) operation are also required for this API request. Optional fields that aren't specified are set to null.

Type: Boolean

Required: No

## Sources

Information about the patches to use to update the managed nodes, including target operating systems and source repositories. Applies to Linux managed nodes only.

Type: Array of [PatchSource](#) objects

Array Members: Minimum number of 0 items. Maximum number of 20 items.

Required: No

## Response Syntax

```
{
  "ApprovalRules": {
    "PatchRules": [
      {
        "ApproveAfterDays": number,
        "ApproveUntilDate": "string",
        "ComplianceLevel": "string",
        "EnableNonSecurity": boolean,
        "PatchFilterGroup": {
          "PatchFilters": [
            {
              "Key": "string",
              "Values": [ "string" ]
            }
          ]
        }
      }
    ]
  },
  "ApprovedPatches": [ "string" ],
  "ApprovedPatchesComplianceLevel": "string",
  "ApprovedPatchesEnableNonSecurity": boolean,
  "BaselineId": "string",
  "CreatedDate": number,
  "Description": "string",
  "GlobalFilters": {
    "PatchFilters": [
      {
        "Key": "string",
        "Values": [ "string" ]
      }
    ]
  },
  "ModifiedDate": number,
  "Name": "string",
  "OperatingSystem": "string",
  "RejectedPatches": [ "string" ],
}
```

```
"RejectedPatchesAction": "string",
"Sources": [
  {
    "Configuration": "string",
    "Name": "string",
    "Products": [ "string" ]
  }
]
```

## Response Elements

If the action is successful, the service sends back an HTTP 200 response.

The following data is returned in JSON format by the service.

### ApprovalRules

A set of rules used to include patches in the baseline.

Type: [PatchRuleGroup](#) object

### ApprovedPatches

A list of explicitly approved patches for the baseline.

Type: Array of strings

Array Members: Minimum number of 0 items. Maximum number of 50 items.

Length Constraints: Minimum length of 1. Maximum length of 100.

### ApprovedPatchesComplianceLevel

The compliance severity level assigned to the patch baseline after the update completed.

Type: String

Valid Values: CRITICAL | HIGH | MEDIUM | LOW | INFORMATIONAL | UNSPECIFIED

### ApprovedPatchesEnableNonSecurity

Indicates whether the list of approved patches includes non-security updates that should be applied to the managed nodes. The default value is false. Applies to Linux managed nodes only.

Type: Boolean

### BaselineId

The ID of the deleted patch baseline.

Type: String

Length Constraints: Minimum length of 20. Maximum length of 128.

Pattern: `^[a-zA-Z0-9_\-:/]{20,128}$`

### CreatedDate

The date when the patch baseline was created.

Type: Timestamp

### Description

A description of the patch baseline.

Type: String

Length Constraints: Minimum length of 1. Maximum length of 1024.

### GlobalFilters

A set of global filters used to exclude patches from the baseline.

Type: [PatchFilterGroup](#) object

### ModifiedDate

The date when the patch baseline was last modified.

Type: Timestamp

### Name

The name of the patch baseline.

Type: String

Length Constraints: Minimum length of 3. Maximum length of 128.

Pattern: `^[a-zA-Z0-9_\- .]{3,128}$`

## OperatingSystem

The operating system rule used by the updated patch baseline.

Type: String

Valid Values: WINDOWS | AMAZON\_LINUX | AMAZON\_LINUX\_2 | AMAZON\_LINUX\_2022 | UBUNTU | REDHAT\_ENTERPRISE\_LINUX | SUSE | CENTOS | ORACLE\_LINUX | DEBIAN | MACOS | RASPBIAN | ROCKY\_LINUX | ALMA\_LINUX | AMAZON\_LINUX\_2023

## RejectedPatches

A list of explicitly rejected patches for the baseline.

Type: Array of strings

Array Members: Minimum number of 0 items. Maximum number of 50 items.

Length Constraints: Minimum length of 1. Maximum length of 100.

## RejectedPatchesAction

The action specified to take on patches included in the RejectedPatches list. A patch can be allowed only if it is a dependency of another package, or blocked entirely along with packages that include it as a dependency.

Type: String

Valid Values: ALLOW\_AS\_DEPENDENCY | BLOCK

## Sources

Information about the patches to use to update the managed nodes, including target operating systems and source repositories. Applies to Linux managed nodes only.

Type: Array of [PatchSource](#) objects

Array Members: Minimum number of 0 items. Maximum number of 20 items.

## Errors

For information about the errors that are common to all actions, see [Common Errors](#).



## DoesNotExistException

Error returned when the ID specified for a resource, such as a maintenance window or patch baseline, doesn't exist.

For information about resource quotas in AWS Systems Manager, see [Systems Manager service quotas](#) in the *Amazon Web Services General Reference*.

HTTP Status Code: 400

## InternalServerError

An error occurred on the server side.

HTTP Status Code: 500

## Examples

### Example

This example illustrates one usage of UpdatePatchBaseline.

### Sample Request

```
POST / HTTP/1.1
Host: ssm.us-east-2.amazonaws.com
Accept-Encoding: identity
Content-Length: 306
X-Amz-Target: AmazonSSM.UpdatePatchBaseline
X-Amz-Date: 20240309T023346Z
User-Agent: aws-cli/1.11.180 Python/2.7.9 Windows/8 boto3/1.7.38
Content-Type: application/x-amz-json-1.1
Authorization: AWS4-HMAC-SHA256 Credential=AKIAIOSFODNN7EXAMPLE/20240309/us-east-2/ssm/aws4_request,
SignedHeaders=content-type;host;x-amz-date;x-amz-target,
Signature=39c3b3042cd2aEXAMPLE

{
  "ApprovalRules": {
    "PatchRules": [
      {
        "PatchFilterGroup": {
          "PatchFilters": [
```

```

        {
            "Values": [
                "Critical",
                "Important"
            ],
            "Key": "MSRC_SEVERITY"
        },
        {
            "Values": [
                "SecurityUpdates",
                "Updates",
                "UpdateRollups",
                "CriticalUpdates"
            ],
            "Key": "CLASSIFICATION"
        }
    ],
    "ApproveAfterDays": 3
}
],
"BaselineId": "pb-0c10e65780EXAMPLE"
}

```

## Sample Response

```

{
  "ApprovalRules": {
    "PatchRules": [
      {
        "ApproveAfterDays": 3,
        "ComplianceLevel": "UNSPECIFIED",
        "EnableNonSecurity": false,
        "PatchFilterGroup": {
          "PatchFilters": [
            {
              "Key": "MSRC_SEVERITY",
              "Values": [
                "Critical",
                "Important"
              ]
            }
          ]
        }
      }
    ]
  }
}

```

```
    {
      "Key": "CLASSIFICATION",
      "Values": [
        "SecurityUpdates",
        "Updates",
        "UpdateRollups",
        "CriticalUpdates"
      ]
    }
  ]
},
"ApprovedPatches": [],
"ApprovedPatchesComplianceLevel": "UNSPECIFIED",
"ApprovedPatchesEnableNonSecurity": false,
"BaselineId": "pb-0c10e65780EXAMPLE",
"Description": "Baseline containing all updates approved for production systems",
"GlobalFilters": {
  "PatchFilters": []
},
"CreateDate": 1520562237.968,
"ModifiedDate": 1520562239.765,
"Name": "my-Windows-Server-patch-baseline",
"OperatingSystem": "WINDOWS",
"RejectedPatches": [],
"RejectedPatchesAction": "ALLOW_AS_DEPENDENCY",
"Sources": []
}
```

## See Also

For more information about using this API in one of the language-specific AWS SDKs, see the following:

- [AWS Command Line Interface](#)
- [AWS SDK for .NET](#)
- [AWS SDK for C++](#)
- [AWS SDK for Go v2](#)
- [AWS SDK for Java V2](#)

- [AWS SDK for JavaScript V3](#)
- [AWS SDK for PHP V3](#)
- [AWS SDK for Python](#)
- [AWS SDK for Ruby V3](#)

# UpdateResourceDataSync

Update a resource data sync. After you create a resource data sync for a Region, you can't change the account options for that sync. For example, if you create a sync in the us-east-2 (Ohio) Region and you choose the `Include only the current account` option, you can't edit that sync later and choose the `Include all accounts from my AWS Organizations configuration` option. Instead, you must delete the first resource data sync, and create a new one.

## Note

This API operation only supports a resource data sync that was created with a `SyncFromSource` `SyncType`.

## Request Syntax

```
{
  "SyncName": "string",
  "SyncSource": {
    "AwsOrganizationsSource": {
      "OrganizationalUnits": [
        {
          "OrganizationalUnitId": "string"
        }
      ],
      "OrganizationSourceType": "string"
    },
    "EnableAllOpsDataSources": boolean,
    "IncludeFutureRegions": boolean,
    "SourceRegions": [ "string" ],
    "SourceType": "string"
  },
  "SyncType": "string"
}
```

## Request Parameters

For information about the parameters that are common to all actions, see [Common Parameters](#).

The request accepts the following data in JSON format.

## SyncName

The name of the resource data sync you want to update.

Type: String

Length Constraints: Minimum length of 1. Maximum length of 64.

Required: Yes

## SyncSource

Specify information about the data sources to synchronize.

Type: [ResourceDataSyncSource](#) object

Required: Yes

## SyncType

The type of resource data sync. The supported SyncType is SyncFromSource.

Type: String

Length Constraints: Minimum length of 1. Maximum length of 64.

Required: Yes

## Response Elements

If the action is successful, the service sends back an HTTP 200 response with an empty HTTP body.

## Errors

For information about the errors that are common to all actions, see [Common Errors](#).

### InternalServerError

An error occurred on the server side.

HTTP Status Code: 500

### ResourceDataSyncConflictException

Another UpdateResourceDataSync request is being processed. Wait a few minutes and try again.

HTTP Status Code: 400

### **ResourceDataSyncInvalidConfigurationException**

The specified sync configuration is invalid.

HTTP Status Code: 400

### **ResourceDataSyncNotFoundException**

The specified sync name wasn't found.

HTTP Status Code: 400

## **Examples**

### **Example**

This example illustrates one usage of UpdateResourceDataSync.

### **Sample Request**

```
POST / HTTP/1.1
Host: ssm.us-east-2.amazonaws.com
Accept-Encoding: identity
X-Amz-Target: AmazonSSM.UpdateResourceDataSync
Content-Type: application/x-amz-json-1.1
User-Agent: aws-cli/1.17.12 Python/3.6.8 Darwin/18.7.0 botocore/1.14.12
X-Amz-Date: 20240327T160454Z
Authorization: AWS4-HMAC-SHA256 Credential=AKIAIOSFODNN7EXAMPLE/20240327/us-east-2/ssm/
aws4_request,
SignedHeaders=content-type;host;x-amz-date;x-amz-target, Signature=39c3b3042cd2aEXAMPLE
Content-Length: 161

{
  "SyncName": "exampleSync",
  "SyncType": "SyncFromSource",
  "SyncSource": {
    "SourceType": "SingleAccountMultiRegions",
    "SourceRegions": [
      "us-east-2",
      "us-west-2"
    ]
  }
}
```

```
}
```

## Sample Response

```
{}
```

## See Also

For more information about using this API in one of the language-specific AWS SDKs, see the following:

- [AWS Command Line Interface](#)
- [AWS SDK for .NET](#)
- [AWS SDK for C++](#)
- [AWS SDK for Go v2](#)
- [AWS SDK for Java V2](#)
- [AWS SDK for JavaScript V3](#)
- [AWS SDK for PHP V3](#)
- [AWS SDK for Python](#)
- [AWS SDK for Ruby V3](#)



# UpdateServiceSetting

`ServiceSetting` is an account-level setting for an AWS service. This setting defines how a user interacts with or uses a service or a feature of a service. For example, if an AWS service charges money to the account based on feature or service usage, then the AWS service team might create a default setting of "false". This means the user can't use this feature unless they change the setting to "true" and intentionally opt in for a paid feature.

Services map a `SettingId` object to a setting value. AWS services teams define the default value for a `SettingId`. You can't create a new `SettingId`, but you can overwrite the default value if you have the `ssm:UpdateServiceSetting` permission for the setting. Use the [GetServiceSetting](#) API operation to view the current value. Or, use the [ResetServiceSetting](#) to change the value back to the original value defined by the AWS service team.

Update the service setting for the account.

## Request Syntax

```
{
  "SettingId": "string",
  "SettingValue": "string"
}
```

## Request Parameters

For information about the parameters that are common to all actions, see [Common Parameters](#).

The request accepts the following data in JSON format.

### [SettingId](#)

The Amazon Resource Name (ARN) of the service setting to update. For example, `arn:aws:ssm:us-east-1:111122223333:servicesetting/ssm/parameter-store/high-throughput-enabled`. The setting ID can be one of the following.

- `/ssm/appmanager/appmanager-enabled`
- `/ssm/automation/customer-script-log-destination`
- `/ssm/automation/customer-script-log-group-name`
- `/ssm/documents/console/public-sharing-permission`

- `/ssm/managed-instance/activation-tier`
- `/ssm/managed-instance/default-ec2-instance-management-role`
- `/ssm/opsinsights/opscenter`
- `/ssm/parameter-store/default-parameter-tier`
- `/ssm/parameter-store/high-throughput-enabled`

**Note**

Permissions to update the `/ssm/managed-instance/default-ec2-instance-management-role` setting should only be provided to administrators. Implement least privilege access when allowing individuals to configure or modify the Default Host Management Configuration.

Type: String

Length Constraints: Minimum length of 1. Maximum length of 1000.

Required: Yes

### SettingValue

The new value to specify for the service setting. The following list specifies the available values for each setting.

- For `/ssm/appmanager/appmanager-enabled`, enter True or False.
- For `/ssm/automation/customer-script-log-destination`, enter CloudWatch.
- For `/ssm/automation/customer-script-log-group-name`, enter the name of an Amazon CloudWatch Logs log group.
- For `/ssm/documents/console/public-sharing-permission`, enter Enable or Disable.
- For `/ssm/managed-instance/activation-tier`, enter standard or advanced.
- For `/ssm/managed-instance/default-ec2-instance-management-role`, enter the name of an IAM role.
- For `/ssm/opsinsights/opscenter`, enter Enabled or Disabled.
- For `/ssm/parameter-store/default-parameter-tier`, enter Standard, Advanced, or Intelligent-Tiering

- For `/ssm/parameter-store/high-throughput-enabled`, enter `true` or `false`.

Type: String

Length Constraints: Minimum length of 1. Maximum length of 4096.

Required: Yes

## Response Elements

If the action is successful, the service sends back an HTTP 200 response with an empty HTTP body.

## Errors

For information about the errors that are common to all actions, see [Common Errors](#).

### InternalServerError

An error occurred on the server side.

HTTP Status Code: 500

### ServiceSettingNotFound

The specified service setting wasn't found. Either the service name or the setting hasn't been provisioned by the AWS service team.

HTTP Status Code: 400

### TooManyUpdates

There are concurrent updates for a resource that supports one update at a time.

HTTP Status Code: 400

## Examples

### Example

This example illustrates one usage of `UpdateServiceSetting`.

## Sample Request

```
POST / HTTP/1.1
Host: ssm.us-east-2.amazonaws.com
Accept-Encoding: identity
X-Amz-Target: AmazonSSM.UpdateServiceSetting
Content-Type: application/x-amz-json-1.1
User-Agent: aws-cli/1.17.12 Python/3.6.8 Darwin/18.7.0 boto3/1.14.12
X-Amz-Date: 20240325T154927Z
Authorization: AWS4-HMAC-SHA256 Credential=AKIAIOSFODNN7EXAMPLE/20240325/us-east-2/ssm/
aws4_request,
SignedHeaders=content-type;host;x-amz-date;x-amz-target, Signature=39c3b3042cd2aEXAMPLE
Content-Length: 134

{
  "SettingId": "arn:aws:ssm:us-east-2:111122223333:servicesetting/ssm/parameter-
store/high-throughput-enabled",
  "SettingValue": "true"
}
```

## Sample Response

```
{}
```


## See Also

For more information about using this API in one of the language-specific AWS SDKs, see the following:

- [AWS Command Line Interface](#)
- [AWS SDK for .NET](#)
- [AWS SDK for C++](#)
- [AWS SDK for Go v2](#)
- [AWS SDK for Java V2](#)
- [AWS SDK for JavaScript V3](#)
- [AWS SDK for PHP V3](#)
- [AWS SDK for Python](#)
- [AWS SDK for Ruby V3](#)

# Data Types

The AWS Systems Manager API contains several data types that various actions use. This section describes each data type in detail.

 **Note**

The order of each element in a data type structure is not guaranteed. Applications should not assume a particular order.

The following data types are supported:

- [AccountSharingInfo](#)
- [Activation](#)
- [Alarm](#)
- [AlarmConfiguration](#)
- [AlarmStateInformation](#)
- [Association](#)
- [AssociationDescription](#)
- [AssociationExecution](#)
- [AssociationExecutionFilter](#)
- [AssociationExecutionTarget](#)
- [AssociationExecutionTargetsFilter](#)
- [AssociationFilter](#)
- [AssociationOverview](#)
- [AssociationStatus](#)
- [AssociationVersionInfo](#)
- [AttachmentContent](#)
- [AttachmentInformation](#)
- [AttachmentsSource](#)
- [AutomationExecution](#)
- [AutomationExecutionFilter](#)

- [AutomationExecutionMetadata](#)
- [BaselineOverride](#)
- [CloudWatchOutputConfig](#)
- [Command](#)
- [CommandFilter](#)
- [CommandInvocation](#)
- [CommandPlugin](#)
- [ComplianceExecutionSummary](#)
- [ComplianceItem](#)
- [ComplianceItemEntry](#)
- [ComplianceStringFilter](#)
- [ComplianceSummaryItem](#)
- [CompliantSummary](#)
- [CreateAssociationBatchRequestEntry](#)
- [DescribeActivationsFilter](#)
- [DocumentDefaultVersionDescription](#)
- [DocumentDescription](#)
- [DocumentFilter](#)
- [DocumentIdentifier](#)
- [DocumentKeyValuesFilter](#)
- [DocumentMetadataResponseInfo](#)
- [DocumentParameter](#)
- [DocumentRequires](#)
- [DocumentReviewCommentSource](#)
- [DocumentReviewerResponseSource](#)
- [DocumentReviews](#)
- [DocumentVersionInfo](#)
- [EffectivePatch](#)
- [FailedCreateAssociation](#)
- [FailureDetails](#)

- [GetResourcePoliciesResponseEntry](#)
- [InstanceAggregatedAssociationOverview](#)
- [InstanceAssociation](#)
- [InstanceAssociationOutputLocation](#)
- [InstanceAssociationOutputUrl](#)
- [InstanceAssociationStatusInfo](#)
- [InstanceInformation](#)
- [InstanceInformationFilter](#)
- [InstanceInformationStringFilter](#)
- [InstancePatchState](#)
- [InstancePatchStateFilter](#)
- [InstanceProperty](#)
- [InstancePropertyFilter](#)
- [InstancePropertyStringFilter](#)
- [InventoryAggregator](#)
- [InventoryDeletionStatusItem](#)
- [InventoryDeletionSummary](#)
- [InventoryDeletionSummaryItem](#)
- [InventoryFilter](#)
- [InventoryGroup](#)
- [InventoryItem](#)
- [InventoryItemAttribute](#)
- [InventoryItemSchema](#)
- [InventoryResultEntity](#)
- [InventoryResultItem](#)
- [LoggingInfo](#)
- [MaintenanceWindowAutomationParameters](#)
- [MaintenanceWindowExecution](#)
- [MaintenanceWindowExecutionTaskIdentity](#)
- [MaintenanceWindowExecutionTaskInvocationIdentity](#)

- [MaintenanceWindowFilter](#)
- [MaintenanceWindowIdentity](#)
- [MaintenanceWindowIdentityForTarget](#)
- [MaintenanceWindowLambdaParameters](#)
- [MaintenanceWindowRunCommandParameters](#)
- [MaintenanceWindowStepFunctionsParameters](#)
- [MaintenanceWindowTarget](#)
- [MaintenanceWindowTask](#)
- [MaintenanceWindowTaskInvocationParameters](#)
- [MaintenanceWindowTaskParameterValueExpression](#)
- [MetadataValue](#)
- [NonCompliantSummary](#)
- [NotificationConfig](#)
- [OpsAggregator](#)
- [OpsEntity](#)
- [OpsEntityItem](#)
- [OpsFilter](#)
- [OpsItem](#)
- [OpsItemDataValue](#)
- [OpsItemEventFilter](#)
- [OpsItemEventSummary](#)
- [OpsItemFilter](#)
- [OpsItemIdentity](#)
- [OpsItemNotification](#)
- [OpsItemRelatedItemsFilter](#)
- [OpsItemRelatedItemSummary](#)
- [OpsItemSummary](#)
- [OpsMetadata](#)
- [OpsMetadataFilter](#)
- [OpsResultAttribute](#)



- [OutputSource](#)
- [Parameter](#)
- [ParameterHistory](#)
- [ParameterInlinePolicy](#)
- [ParameterMetadata](#)
- [ParametersFilter](#)
- [ParameterStringFilter](#)
- [ParentStepDetails](#)
- [Patch](#)
- [PatchBaselineIdentity](#)
- [PatchComplianceData](#)
- [PatchFilter](#)
- [PatchFilterGroup](#)
- [PatchGroupPatchBaselineMapping](#)
- [PatchOrchestratorFilter](#)
- [PatchRule](#)
- [PatchRuleGroup](#)
- [PatchSource](#)
- [PatchStatus](#)
- [ProgressCounters](#)
- [RegistrationMetadataItem](#)
- [RelatedOpsItem](#)
- [ResolvedTargets](#)
- [ResourceComplianceSummaryItem](#)
- [ResourceDataSyncAwsOrganizationsSource](#)
- [ResourceDataSyncDestinationDataSharing](#)
- [ResourceDataSyncItem](#)
- [ResourceDataSyncOrganizationalUnit](#)
- [ResourceDataSyncS3Destination](#)
- [ResourceDataSyncSource](#)

- [ResourceDataSyncSourceWithState](#)
- [ResultAttribute](#)
- [ReviewInformation](#)
- [Runbook](#)
- [S3OutputLocation](#)
- [S3OutputUrl](#)
- [ScheduledWindowExecution](#)
- [ServiceSetting](#)
- [Session](#)
- [SessionFilter](#)
- [SessionManagerOutputUrl](#)
- [SeveritySummary](#)
- [StepExecution](#)
- [StepExecutionFilter](#)
- [Tag](#)
- [Target](#)
- [TargetLocation](#)

# AccountSharingInfo

Information includes the AWS account ID where the current document is shared and the version shared with that account.

## Contents

### AccountId

The AWS account ID where the current document is shared.

Type: String

Pattern: (?i)all|[0-9]{12}

Required: No

### SharedDocumentVersion

The version of the current document shared with the account.

Type: String

Length Constraints: Maximum length of 8.

Pattern: ([\$]LATEST|[\$]DEFAULT|[\$]ALL)

Required: No

## See Also

For more information about using this API in one of the language-specific AWS SDKs, see the following:

- [AWS SDK for C++](#)
- [AWS SDK for Java V2](#)
- [AWS SDK for Ruby V3](#)

# Activation

An activation registers one or more on-premises servers or virtual machines (VMs) with AWS so that you can configure those servers or VMs using Run Command. A server or VM that has been registered with AWS Systems Manager is called a managed node.

## Contents

### ActivationId

The ID created by Systems Manager when you submitted the activation.

Type: String

Pattern: `^[0-9a-f]{8}-[0-9a-f]{4}-[0-9a-f]{4}-[0-9a-f]{4}-[0-9a-f]{12}$`

Required: No

### CreatedDate

The date the activation was created.

Type: Timestamp

Required: No

### DefaultInstanceName

A name for the managed node when it is created.

Type: String

Length Constraints: Minimum length of 0. Maximum length of 256.

Pattern: `^( [\p{L}\p{Z}\p{N}_ . : / = + \ - @ ] * ) $`

Required: No

### Description

A user defined description of the activation.

Type: String

Length Constraints: Minimum length of 0. Maximum length of 256.

Required: No

### **ExpirationDate**

The date when this activation can no longer be used to register managed nodes.

Type: Timestamp

Required: No

### **Expired**

Whether or not the activation is expired.

Type: Boolean

Required: No

### **IamRole**

The AWS Identity and Access Management (IAM) role to assign to the managed node.

Type: String

Length Constraints: Maximum length of 64.

Required: No

### **RegistrationLimit**

The maximum number of managed nodes that can be registered using this activation.

Type: Integer

Valid Range: Minimum value of 1. Maximum value of 1000.

Required: No

### **RegistrationsCount**

The number of managed nodes already registered with this activation.

Type: Integer

Valid Range: Minimum value of 1. Maximum value of 1000.

Required: No

## Tags

Tags assigned to the activation.

Type: Array of [Tag](#) objects

Array Members: Maximum number of 1000 items.

Required: No

## See Also

For more information about using this API in one of the language-specific AWS SDKs, see the following:

- [AWS SDK for C++](#)
- [AWS SDK for Java V2](#)
- [AWS SDK for Ruby V3](#)

# Alarm

A CloudWatch alarm you apply to an automation or command.

## Contents

### Name

The name of your CloudWatch alarm.

Type: String

Length Constraints: Minimum length of 1. Maximum length of 255.

Pattern: `^(?!\\s*$).+`

Required: Yes

## See Also

For more information about using this API in one of the language-specific AWS SDKs, see the following:

- [AWS SDK for C++](#)
- [AWS SDK for Java V2](#)
- [AWS SDK for Ruby V3](#)

# AlarmConfiguration

The details for the CloudWatch alarm you want to apply to an automation or command.

## Contents

### Alarms

The name of the CloudWatch alarm specified in the configuration.

Type: Array of [Alarm](#) objects

Array Members: Fixed number of 1 item.

Required: Yes

### IgnorePollAlarmFailure

When this value is *true*, your automation or command continues to run in cases where we can't retrieve alarm status information from CloudWatch. In cases where we successfully retrieve an alarm status of OK or INSUFFICIENT\_DATA, the automation or command continues to run, regardless of this value. Default is *false*.

Type: Boolean

Required: No

## See Also

For more information about using this API in one of the language-specific AWS SDKs, see the following:

- [AWS SDK for C++](#)
- [AWS SDK for Java V2](#)
- [AWS SDK for Ruby V3](#)



# AlarmStateInformation

The details about the state of your CloudWatch alarm.

## Contents

### Name

The name of your CloudWatch alarm.

Type: String

Length Constraints: Minimum length of 1. Maximum length of 255.

Pattern: `^(?!\\s*$).+`

Required: Yes

### State

The state of your CloudWatch alarm.

Type: String

Valid Values: UNKNOWN | ALARM

Required: Yes

## See Also

For more information about using this API in one of the language-specific AWS SDKs, see the following:

- [AWS SDK for C++](#)
- [AWS SDK for Java V2](#)
- [AWS SDK for Ruby V3](#)

# Association

Describes an association of a AWS Systems Manager document (SSM document) and a managed node.

## Contents

### AssociationId

The ID created by the system when you create an association. An association is a binding between a document and a set of targets with a schedule.

Type: String

Pattern: `[0-9a-fA-F]{8}-[0-9a-fA-F]{4}-[0-9a-fA-F]{4}-[0-9a-fA-F]{4}-[0-9a-fA-F]{12}`

Required: No

### AssociationName

The association name.

Type: String

Pattern: `^[a-zA-Z0-9_\-\.]{3,128}$`

Required: No

### AssociationVersion

The association version.

Type: String

Pattern: `([ $\$$ ]LATEST)|([1-9][0-9]*)`

Required: No

### DocumentVersion

The version of the document used in the association. If you change a document version for a State Manager association, Systems Manager immediately runs the association unless you previously specified the `apply-only-at-cron-interval` parameter.

**⚠ Important**

State Manager doesn't support running associations that use a new version of a document if that document is shared from another account. State Manager always runs the default version of a document if shared from another account, even though the Systems Manager console shows that a new version was processed. If you want to run an association using a new version of a document shared from another account, you must set the document version to default.

Type: String

Pattern: ( $[\$]LATEST|[\$]DEFAULT|^[1-9][0-9]*\$$ )

Required: No

**Duration**

The number of hours that an association can run on specified targets. After the resulting cutoff time passes, associations that are currently running are cancelled, and no pending executions are started on remaining targets.

Type: Integer

Valid Range: Minimum value of 1. Maximum value of 24.

Required: No

**InstanceId**

The managed node ID.

Type: String

Pattern: ( $^i-(\w{8}|\w{17})\$$ )|( $^mi-\w{17}\$$ )

Required: No

**LastExecutionDate**

The date on which the association was last run.

Type: Timestamp

Required: No

## Name

The name of the SSM document.

Type: String

Pattern: `^[a-zA-Z0-9_\-. :/]{3,128}$`

Required: No

## Overview

Information about the association.

Type: [AssociationOverview](#) object

Required: No

## ScheduleExpression

A cron expression that specifies a schedule when the association runs. The schedule runs in Coordinated Universal Time (UTC).

Type: String

Length Constraints: Minimum length of 1. Maximum length of 256.

Required: No

## ScheduleOffset

Number of days to wait after the scheduled day to run an association.

Type: Integer

Valid Range: Minimum value of 1. Maximum value of 6.

Required: No

## TargetMaps

A key-value mapping of document parameters to target resources. Both Targets and TargetMaps can't be specified together.

Type: Array of string to array of strings maps

Array Members: Minimum number of 0 items. Maximum number of 300 items.

Map Entries: Maximum number of 20 items.

Key Length Constraints: Minimum length of 1. Maximum length of 50.

Array Members: Minimum number of 0 items. Maximum number of 25 items.

Length Constraints: Minimum length of 1. Maximum length of 50.

Required: No

## Targets

The managed nodes targeted by the request to create an association. You can target all managed nodes in an AWS account by specifying the InstanceIds key with a value of \*.

Type: Array of [Target](#) objects

Array Members: Minimum number of 0 items. Maximum number of 5 items.

Required: No

## See Also

For more information about using this API in one of the language-specific AWS SDKs, see the following:

- [AWS SDK for C++](#)
- [AWS SDK for Java V2](#)
- [AWS SDK for Ruby V3](#)

# AssociationDescription

Describes the parameters for a document.

## Contents

### AlarmConfiguration

The details for the CloudWatch alarm you want to apply to an automation or command.

Type: [AlarmConfiguration](#) object

Required: No

### ApplyOnlyAtCronInterval

By default, when you create a new associations, the system runs it immediately after it is created and then according to the schedule you specified. Specify this option if you don't want an association to run immediately after you create it. This parameter isn't supported for rate expressions.

Type: Boolean

Required: No

### AssociationId

The association ID.

Type: String

Pattern: `[0-9a-fA-F]{8}-[0-9a-fA-F]{4}-[0-9a-fA-F]{4}-[0-9a-fA-F]{4}-[0-9a-fA-F]{12}`

Required: No

### AssociationName

The association name.

Type: String

Pattern: `^[a-zA-Z0-9_\- .]{3,128}$`

Required: No

### **AssociationVersion**

The association version.

Type: String

Pattern: ([\$]LATEST)|([1-9][0-9]\*)

Required: No

### **AutomationTargetParameterName**

Choose the parameter that will define how your automation will branch out. This target is required for associations that use an Automation runbook and target resources by using rate controls. Automation is a capability of AWS Systems Manager.

Type: String

Length Constraints: Minimum length of 1. Maximum length of 50.

Required: No

### **CalendarNames**

The names or Amazon Resource Names (ARNs) of the Change Calendar type documents your associations are gated under. The associations only run when that change calendar is open. For more information, see [AWS Systems Manager Change Calendar](#).

Type: Array of strings

Required: No

### **ComplianceSeverity**

The severity level that is assigned to the association.

Type: String

Valid Values: CRITICAL | HIGH | MEDIUM | LOW | UNSPECIFIED

Required: No

### **Date**

The date when the association was made.

Type: Timestamp

Required: No

### **DocumentVersion**

The document version.

Type: String

Pattern: (`[LATEST|DEFAULT|^[1-9][0-9]*$`)

Required: No

### **Duration**

The number of hours that an association can run on specified targets. After the resulting cutoff time passes, associations that are currently running are cancelled, and no pending executions are started on remaining targets.

Type: Integer

Valid Range: Minimum value of 1. Maximum value of 24.

Required: No

### **InstanceId**

The managed node ID.

Type: String

Pattern: (`^i-(\w{8}|\w{17})$`) | (`^mi-\w{17}$`)

Required: No

### **LastExecutionDate**

The date on which the association was last run.

Type: Timestamp

Required: No

### **LastSuccessfulExecutionDate**

The last date on which the association was successfully run.



Type: Timestamp

Required: No

### **LastUpdateAssociationDate**

The date when the association was last updated.

Type: Timestamp

Required: No

### **MaxConcurrency**

The maximum number of targets allowed to run the association at the same time. You can specify a number, for example 10, or a percentage of the target set, for example 10%. The default value is 100%, which means all targets run the association at the same time.

If a new managed node starts and attempts to run an association while Systems Manager is running `MaxConcurrency` associations, the association is allowed to run. During the next association interval, the new managed node will process its association within the limit specified for `MaxConcurrency`.

Type: String

Length Constraints: Minimum length of 1. Maximum length of 7.

Pattern: `^([1-9][0-9]*|[1-9][0-9]%|[1-9]%|100%)$`

Required: No

### **MaxErrors**

The number of errors that are allowed before the system stops sending requests to run the association on additional targets. You can specify either an absolute number of errors, for example 10, or a percentage of the target set, for example 10%. If you specify 3, for example, the system stops sending requests when the fourth error is received. If you specify 0, then the system stops sending requests after the first error is returned. If you run an association on 50 managed nodes and set `MaxError` to 10%, then the system stops sending the request when the sixth error is received.

Executions that are already running an association when `MaxErrors` is reached are allowed to complete, but some of these executions may fail as well. If you need to ensure that there

won't be more than max-errors failed executions, set MaxConcurrency to 1 so that executions proceed one at a time.

Type: String

Length Constraints: Minimum length of 1. Maximum length of 7.

Pattern: `^([1-9][0-9]*|[0]|[1-9][0-9%|[0-9%|100%])$`

Required: No

## Name

The name of the SSM document.

Type: String

Pattern: `^[a-zA-Z0-9_\-.:/]{3,128}$`

Required: No

## OutputLocation

An S3 bucket where you want to store the output details of the request.

Type: [InstanceAssociationOutputLocation](#) object

Required: No

## Overview

Information about the association.

Type: [AssociationOverview](#) object

Required: No

## Parameters

A description of the parameters for a document.

Type: String to array of strings map

Required: No

## ScheduleExpression

A cron expression that specifies a schedule when the association runs.

Type: String

Length Constraints: Minimum length of 1. Maximum length of 256.

Required: No

### **ScheduleOffset**

Number of days to wait after the scheduled day to run an association.

Type: Integer

Valid Range: Minimum value of 1. Maximum value of 6.

Required: No

### **Status**

The association status.

Type: [AssociationStatus](#) object

Required: No

### **SyncCompliance**

The mode for generating association compliance. You can specify AUTO or MANUAL. In AUTO mode, the system uses the status of the association execution to determine the compliance status. If the association execution runs successfully, then the association is COMPLIANT. If the association execution doesn't run successfully, the association is NON-COMPLIANT.

In MANUAL mode, you must specify the `AssociationId` as a parameter for the [PutComplianceItems](#) API operation. In this case, compliance data isn't managed by State Manager, a capability of AWS Systems Manager. It is managed by your direct call to the [PutComplianceItems](#) API operation.

By default, all associations use AUTO mode.

Type: String

Valid Values: AUTO | MANUAL

Required: No

## TargetLocations

The combination of AWS Regions and AWS accounts where you want to run the association.

Type: Array of [TargetLocation](#) objects

Array Members: Minimum number of 1 item. Maximum number of 100 items.

Required: No

## TargetMaps

A key-value mapping of document parameters to target resources. Both Targets and TargetMaps can't be specified together.

Type: Array of string to array of strings maps

Array Members: Minimum number of 0 items. Maximum number of 300 items.

Map Entries: Maximum number of 20 items.

Key Length Constraints: Minimum length of 1. Maximum length of 50.

Array Members: Minimum number of 0 items. Maximum number of 25 items.

Length Constraints: Minimum length of 1. Maximum length of 50.

Required: No

## Targets

The managed nodes targeted by the request.

Type: Array of [Target](#) objects

Array Members: Minimum number of 0 items. Maximum number of 5 items.

Required: No

## TriggeredAlarms

The CloudWatch alarm that was invoked during the association.

Type: Array of [AlarmStateInformation](#) objects

Array Members: Fixed number of 1 item.

Required: No

## See Also

For more information about using this API in one of the language-specific AWS SDKs, see the following:

- [AWS SDK for C++](#)
- [AWS SDK for Java V2](#)
- [AWS SDK for Ruby V3](#)

# AssociationExecution

Includes information about the specified association.

## Contents

### AlarmConfiguration

The details for the CloudWatch alarm you want to apply to an automation or command.

Type: [AlarmConfiguration](#) object

Required: No

### AssociationId

The association ID.

Type: String

Pattern: `[0-9a-fA-F]{8}-[0-9a-fA-F]{4}-[0-9a-fA-F]{4}-[0-9a-fA-F]{4}-[0-9a-fA-F]{12}`

Required: No

### AssociationVersion

The association version.

Type: String

Pattern: `([ $\$$ ]LATEST)|([1-9][0-9]*)`

Required: No

### CreatedTime

The time the execution started.

Type: Timestamp

Required: No

### DetailedStatus

Detailed status information about the execution.

Type: String

Required: No

### **ExecutionId**

The execution ID for the association.

Type: String

Pattern: [0-9a-fA-F]{8}-[0-9a-fA-F]{4}-[0-9a-fA-F]{4}-[0-9a-fA-F]{4}-[0-9a-fA-F]{12}

Required: No

### **LastExecutionDate**

The date of the last execution.

Type: Timestamp

Required: No

### **ResourceCountByStatus**

An aggregate status of the resources in the execution based on the status type.

Type: String

Required: No

### **Status**

The status of the association execution.

Type: String

Required: No

### **TriggeredAlarms**

The CloudWatch alarms that were invoked by the association.

Type: Array of [AlarmStateInformation](#) objects

Array Members: Fixed number of 1 item.

Required: No

## See Also

For more information about using this API in one of the language-specific AWS SDKs, see the following:

- [AWS SDK for C++](#)
- [AWS SDK for Java V2](#)
- [AWS SDK for Ruby V3](#)



# AssociationExecutionFilter

Filters used in the request.

## Contents

### Key

The key value used in the request.

Type: String

Valid Values: ExecutionId | Status | CreatedTime

Required: Yes

### Type

The filter type specified in the request.

Type: String

Valid Values: EQUAL | LESS\_THAN | GREATER\_THAN

Required: Yes

### Value

The value specified for the key.

Type: String

Length Constraints: Minimum length of 1.

Required: Yes

## See Also

For more information about using this API in one of the language-specific AWS SDKs, see the following:

- [AWS SDK for C++](#)
- [AWS SDK for Java V2](#)

- [AWS SDK for Ruby V3](#)

# AssociationExecutionTarget

Includes information about the specified association execution.

## Contents

### AssociationId

The association ID.

Type: String

Pattern: `[0-9a-fA-F]{8}-[0-9a-fA-F]{4}-[0-9a-fA-F]{4}-[0-9a-fA-F]{4}-[0-9a-fA-F]{12}`

Required: No

### AssociationVersion

The association version.

Type: String

Pattern: `([ $\$$ ]LATEST)|([1-9][0-9]*)`

Required: No

### DetailedStatus

Detailed information about the execution status.

Type: String

Required: No

### ExecutionId

The execution ID.

Type: String

Pattern: `[0-9a-fA-F]{8}-[0-9a-fA-F]{4}-[0-9a-fA-F]{4}-[0-9a-fA-F]{4}-[0-9a-fA-F]{12}`

Required: No

### **LastExecutionDate**

The date of the last execution.

Type: Timestamp

Required: No

### **OutputSource**

The location where the association details are saved.

Type: [OutputSource](#) object

Required: No

### **ResourceId**

The resource ID, for example, the managed node ID where the association ran.

Type: String

Length Constraints: Minimum length of 1. Maximum length of 100.

Required: No

### **ResourceType**

The resource type, for example, EC2.

Type: String

Length Constraints: Minimum length of 1. Maximum length of 50.

Required: No

### **Status**

The association execution status.

Type: String

Required: No

## See Also

For more information about using this API in one of the language-specific AWS SDKs, see the following:

- [AWS SDK for C++](#)
- [AWS SDK for Java V2](#)
- [AWS SDK for Ruby V3](#)

# AssociationExecutionTargetsFilter

Filters for the association execution.

## Contents

### Key

The key value used in the request.

Type: String

Valid Values: Status | ResourceId | ResourceType

Required: Yes

### Value

The value specified for the key.

Type: String

Length Constraints: Minimum length of 1.

Required: Yes

## See Also

For more information about using this API in one of the language-specific AWS SDKs, see the following:

- [AWS SDK for C++](#)
- [AWS SDK for Java V2](#)
- [AWS SDK for Ruby V3](#)

# AssociationFilter

Describes a filter.

## Contents

### key

The name of the filter.

#### Note

InstanceId has been deprecated.

Type: String

Valid Values: InstanceId | Name | AssociationId | AssociationStatusName  
| LastExecutedBefore | LastExecutedAfter | AssociationName |  
ResourceGroupName

Required: Yes

### value

The filter value.

Type: String

Length Constraints: Minimum length of 1.

Required: Yes

## See Also

For more information about using this API in one of the language-specific AWS SDKs, see the following:

- [AWS SDK for C++](#)
- [AWS SDK for Java V2](#)

- [AWS SDK for Ruby V3](#)



# AssociationOverview

Information about the association.

## Contents

### AssociationStatusAggregatedCount

Returns the number of targets for the association status. For example, if you created an association with two managed nodes, and one of them was successful, this would return the count of managed nodes by status.

Type: String to integer map

Required: No

### DetailedStatus

A detailed status of the association.

Type: String

Required: No

### Status

The status of the association. Status can be: Pending, Success, or Failed.

Type: String

Required: No

## See Also

For more information about using this API in one of the language-specific AWS SDKs, see the following:

- [AWS SDK for C++](#)
- [AWS SDK for Java V2](#)
- [AWS SDK for Ruby V3](#)

# AssociationStatus

Describes an association status.

## Contents

### Date

The date when the status changed.

Type: Timestamp

Required: Yes

### Message

The reason for the status.

Type: String

Length Constraints: Minimum length of 1. Maximum length of 1024.

Required: Yes

### Name

The status.

Type: String

Valid Values: Pending | Success | Failed

Required: Yes

### AdditionalInfo

A user-defined string.

Type: String

Length Constraints: Maximum length of 1024.

Required: No

## See Also

For more information about using this API in one of the language-specific AWS SDKs, see the following:

- [AWS SDK for C++](#)
- [AWS SDK for Java V2](#)
- [AWS SDK for Ruby V3](#)

# AssociationVersionInfo

Information about the association version.

## Contents

### ApplyOnlyAtCronInterval

By default, when you create a new associations, the system runs it immediately after it is created and then according to the schedule you specified. Specify this option if you don't want an association to run immediately after you create it. This parameter isn't supported for rate expressions.

Type: Boolean

Required: No

### AssociationId

The ID created by the system when the association was created.

Type: String

Pattern: `[0-9a-fA-F]{8}-[0-9a-fA-F]{4}-[0-9a-fA-F]{4}-[0-9a-fA-F]{4}-[0-9a-fA-F]{12}`

Required: No

### AssociationName

The name specified for the association version when the association version was created.

Type: String

Pattern: `^[a-zA-Z0-9_\-\.]{3,128}$`

Required: No

### AssociationVersion

The association version.

Type: String

Pattern: `([ $\$$ ]LATEST)|([1-9][0-9]*)`

Required: No

### **CalendarNames**

The names or Amazon Resource Names (ARNs) of the Change Calendar type documents your associations are gated under. The associations for this version only run when that Change Calendar is open. For more information, see [AWS Systems Manager Change Calendar](#).

Type: Array of strings

Required: No

### **ComplianceSeverity**

The severity level that is assigned to the association.

Type: String

Valid Values: CRITICAL | HIGH | MEDIUM | LOW | UNSPECIFIED

Required: No

### **CreatedDate**

The date the association version was created.

Type: Timestamp

Required: No

### **DocumentVersion**

The version of an AWS Systems Manager document (SSM document) used when the association version was created.

Type: String

Pattern: (`[$]LATEST` | `[$]DEFAULT` | `^[1-9][0-9]*$`)

Required: No

### **Duration**

The number of hours that an association can run on specified targets. After the resulting cutoff time passes, associations that are currently running are cancelled, and no pending executions are started on remaining targets.

Type: Integer

Valid Range: Minimum value of 1. Maximum value of 24.

Required: No

## MaxConcurrency

The maximum number of targets allowed to run the association at the same time. You can specify a number, for example 10, or a percentage of the target set, for example 10%. The default value is 100%, which means all targets run the association at the same time.

If a new managed node starts and attempts to run an association while Systems Manager is running MaxConcurrency associations, the association is allowed to run. During the next association interval, the new managed node will process its association within the limit specified for MaxConcurrency.

Type: String

Length Constraints: Minimum length of 1. Maximum length of 7.

Pattern: `^([1-9][0-9]*|[1-9][0-9]%|[1-9]%|100%)$`

Required: No

## MaxErrors

The number of errors that are allowed before the system stops sending requests to run the association on additional targets. You can specify either an absolute number of errors, for example 10, or a percentage of the target set, for example 10%. If you specify 3, for example, the system stops sending requests when the fourth error is received. If you specify 0, then the system stops sending requests after the first error is returned. If you run an association on 50 managed nodes and set MaxError to 10%, then the system stops sending the request when the sixth error is received.

Executions that are already running an association when MaxErrors is reached are allowed to complete, but some of these executions may fail as well. If you need to ensure that there won't be more than max-errors failed executions, set MaxConcurrency to 1 so that executions proceed one at a time.

Type: String

Length Constraints: Minimum length of 1. Maximum length of 7.

Pattern: `^([1-9][0-9]*|[0]|[1-9][0-9]%|[0-9]%|100%)$`

Required: No

### Name

The name specified when the association was created.

Type: String

Pattern: `^[a-zA-Z0-9_\-.:/]{3,128}$`

Required: No

### OutputLocation

The location in Amazon S3 specified for the association when the association version was created.

Type: [InstanceAssociationOutputLocation](#) object

Required: No

### Parameters

Parameters specified when the association version was created.

Type: String to array of strings map

Required: No

### ScheduleExpression

The cron or rate schedule specified for the association when the association version was created.

Type: String

Length Constraints: Minimum length of 1. Maximum length of 256.

Required: No

### ScheduleOffset

Number of days to wait after the scheduled day to run an association.

Type: Integer

Valid Range: Minimum value of 1. Maximum value of 6.

Required: No

## SyncCompliance

The mode for generating association compliance. You can specify AUTO or MANUAL. In AUTO mode, the system uses the status of the association execution to determine the compliance status. If the association execution runs successfully, then the association is COMPLIANT. If the association execution doesn't run successfully, the association is NON-COMPLIANT.

In MANUAL mode, you must specify the `AssociationId` as a parameter for the [PutComplianceItems](#) API operation. In this case, compliance data isn't managed by State Manager, a capability of AWS Systems Manager. It is managed by your direct call to the [PutComplianceItems](#) API operation.

By default, all associations use AUTO mode.

Type: String

Valid Values: AUTO | MANUAL

Required: No

## TargetLocations

The combination of AWS Regions and AWS accounts where you wanted to run the association when this association version was created.

Type: Array of [TargetLocation](#) objects

Array Members: Minimum number of 1 item. Maximum number of 100 items.

Required: No

## TargetMaps

A key-value mapping of document parameters to target resources. Both Targets and TargetMaps can't be specified together.

Type: Array of string to array of strings maps

Array Members: Minimum number of 0 items. Maximum number of 300 items.

Map Entries: Maximum number of 20 items.



Key Length Constraints: Minimum length of 1. Maximum length of 50.

Array Members: Minimum number of 0 items. Maximum number of 25 items.

Length Constraints: Minimum length of 1. Maximum length of 50.

Required: No

## Targets

The targets specified for the association when the association version was created.

Type: Array of [Target](#) objects

Array Members: Minimum number of 0 items. Maximum number of 5 items.

Required: No

## See Also

For more information about using this API in one of the language-specific AWS SDKs, see the following:

- [AWS SDK for C++](#)
- [AWS SDK for Java V2](#)
- [AWS SDK for Ruby V3](#)

# AttachmentContent

A structure that includes attributes that describe a document attachment.

## Contents

### Hash

The cryptographic hash value of the document content.

Type: String

Length Constraints: Maximum length of 256.

Required: No

### HashType

The hash algorithm used to calculate the hash value.

Type: String

Valid Values: Sha256

Required: No

### Name

The name of an attachment.

Type: String

Pattern: `^[a-zA-Z0-9_\-\.]{3,128}$`

Required: No

### Size

The size of an attachment in bytes.

Type: Long

Required: No

### Url

The URL location of the attachment content.

Type: String

Required: No

## See Also

For more information about using this API in one of the language-specific AWS SDKs, see the following:

- [AWS SDK for C++](#)
- [AWS SDK for Java V2](#)
- [AWS SDK for Ruby V3](#)

# AttachmentInformation

An attribute of an attachment, such as the attachment name.

## Contents

### Name

The name of the attachment.

Type: String

Pattern: `^[a-zA-Z0-9_\-\.]{3,128}$`

Required: No

## See Also

For more information about using this API in one of the language-specific AWS SDKs, see the following:

- [AWS SDK for C++](#)
- [AWS SDK for Java V2](#)
- [AWS SDK for Ruby V3](#)

# AttachmentsSource

Identifying information about a document attachment, including the file name and a key-value pair that identifies the location of an attachment to a document.

## Contents

### Key

The key of a key-value pair that identifies the location of an attachment to a document.

Type: String

Valid Values: `SourceUrl` | `S3FileUrl` | `AttachmentReference`

Required: No

### Name

The name of the document attachment file.

Type: String

Pattern: `^[a-zA-Z0-9_\-\.\-]{3,128}$`

Required: No

### Values

The value of a key-value pair that identifies the location of an attachment to a document. The format for **Value** depends on the type of key you specify.

- For the key `SourceUrl`, the value is an S3 bucket location. For example:

```
"Values": [ "s3://amzn-s3-demo-bucket/my-prefix" ]
```

- For the key `S3FileUrl`, the value is a file in an S3 bucket. For example:

```
"Values": [ "s3://amzn-s3-demo-bucket/my-prefix/my-file.py" ]
```

- For the key `AttachmentReference`, the value is constructed from the name of another SSM document in your account, a version number of that document, and a file attached to that document version that you want to reuse. For example:

```
"Values": [ "MyOtherDocument/3/my-other-file.py" ]
```

However, if the SSM document is shared with you from another account, the full SSM document ARN must be specified instead of the document name only. For example:

```
"Values": [ "arn:aws:ssm:us-east-2:111122223333:document/  
OtherAccountDocument/3/their-file.py" ]
```

Type: Array of strings

Array Members: Fixed number of 1 item.

Length Constraints: Minimum length of 1. Maximum length of 1024.

Required: No

## See Also

For more information about using this API in one of the language-specific AWS SDKs, see the following:

- [AWS SDK for C++](#)
- [AWS SDK for Java V2](#)
- [AWS SDK for Ruby V3](#)

# AutomationExecution

Detailed information about the current state of an individual Automation execution.

## Contents

### AlarmConfiguration

The details for the CloudWatch alarm applied to your automation.

Type: [AlarmConfiguration](#) object

Required: No

### AssociationId

The ID of a State Manager association used in the Automation operation.

Type: String

Required: No

### AutomationExecutionId

The execution ID.

Type: String

Length Constraints: Fixed length of 36.

Required: No

### AutomationExecutionStatus

The execution status of the Automation.

Type: String

Valid Values: Pending | InProgress | Waiting | Success | TimedOut | Cancelling | Cancelled | Failed | PendingApproval | Approved | Rejected | Scheduled | RunbookInProgress | PendingChangeCalendarOverride | ChangeCalendarOverrideApproved | ChangeCalendarOverrideRejected | CompletedWithSuccess | CompletedWithFailure | Exited

Required: No

### **AutomationSubtype**

The subtype of the Automation operation. Currently, the only supported value is ChangeRequest.

Type: String

Valid Values: ChangeRequest

Required: No

### **ChangeRequestName**

The name of the Change Manager change request.

Type: String

Length Constraints: Minimum length of 1. Maximum length of 1024.

Required: No

### **CurrentAction**

The action of the step that is currently running.

Type: String

Required: No

### **CurrentStepName**

The name of the step that is currently running.

Type: String

Required: No

### **DocumentName**

The name of the Automation runbook used during the execution.

Type: String

Pattern: `^[a-zA-Z0-9_\- .]{3,128}$`



Required: No

### **DocumentVersion**

The version of the document to use during execution.

Type: String

Pattern: (`[$]LATEST|[$]DEFAULT|^[1-9][0-9]*$`)

Required: No

### **ExecutedBy**

The Amazon Resource Name (ARN) of the user who ran the automation.

Type: String

Required: No

### **ExecutionEndTime**

The time the execution finished.

Type: Timestamp

Required: No

### **ExecutionStartTime**

The time the execution started.

Type: Timestamp

Required: No

### **FailureMessage**

A message describing why an execution has failed, if the status is set to Failed.

Type: String

Required: No

### **MaxConcurrency**

The MaxConcurrency value specified by the user when the execution started.

Type: String

Length Constraints: Minimum length of 1. Maximum length of 7.

Pattern:  $^{\wedge}([1-9][0-9]^*|[1-9][0-9]\%|[1-9]\%|100\%)\$$

Required: No

### MaxErrors

The MaxErrors value specified by the user when the execution started.

Type: String

Length Constraints: Minimum length of 1. Maximum length of 7.

Pattern:  $^{\wedge}([1-9][0-9]^*|[0]|[1-9][0-9]\%|[0-9]\%|100\%)\$$

Required: No

### Mode

The automation execution mode.

Type: String

Valid Values: Auto | Interactive

Required: No

### OpsItemId

The ID of an OpsItem that is created to represent a Change Manager change request.

Type: String

Required: No

### Outputs

The list of execution outputs as defined in the Automation runbook.

Type: String to array of strings map

Map Entries: Maximum number of 200 items.

Key Length Constraints: Minimum length of 1. Maximum length of 50.

Array Members: Minimum number of 0 items. Maximum number of 50 items.

Length Constraints: Minimum length of 1. Maximum length of 512.

Required: No

## Parameters

The key-value map of execution parameters, which were supplied when calling [StartAutomationExecution](#).

Type: String to array of strings map

Map Entries: Maximum number of 200 items.

Key Length Constraints: Minimum length of 1. Maximum length of 50.

Array Members: Minimum number of 0 items. Maximum number of 50 items.

Length Constraints: Minimum length of 1. Maximum length of 512.

Required: No

## ParentAutomationExecutionId

The AutomationExecutionId of the parent automation.

Type: String

Length Constraints: Fixed length of 36.

Required: No

## ProgressCounters

An aggregate of step execution statuses displayed in the AWS Systems Manager console for a multi-Region and multi-account Automation execution.

Type: [ProgressCounters](#) object

Required: No

## ResolvedTargets

A list of resolved targets in the rate control execution.

Type: [ResolvedTargets](#) object

Required: No

## Runbooks

Information about the Automation runbooks that are run as part of a runbook workflow.

### Note

The Automation runbooks specified for the runbook workflow can't run until all required approvals for the change request have been received.

Type: Array of [Runbook](#) objects

Array Members: Fixed number of 1 item.

Required: No

## ScheduledTime

The date and time the Automation operation is scheduled to start.

Type: Timestamp

Required: No

## StepExecutions

A list of details about the current state of all steps that comprise an execution. An Automation runbook contains a list of steps that are run in order.

Type: Array of [StepExecution](#) objects

Required: No

## StepExecutionsTruncated

A boolean value that indicates if the response contains the full list of the Automation step executions. If true, use the DescribeAutomationStepExecutions API operation to get the full list of step executions.

Type: Boolean

Required: No

## Target

The target of the execution.

Type: String

Required: No

## TargetLocations

The combination of AWS Regions and/or AWS accounts where you want to run the Automation.

Type: Array of [TargetLocation](#) objects

Array Members: Minimum number of 1 item. Maximum number of 100 items.

Required: No

## TargetLocationsURL

A publicly accessible URL for a file that contains the TargetLocations body. Currently, only files in presigned Amazon S3 buckets are supported

Type: String

Pattern: `^https://[-a-zA-Z0-9@:%._\+~#={1,253}\.s3(\.[a-z\d-]{9,16})?\.amazonaws\.com\.{1,2000}`

Required: No

## TargetMaps

The specified key-value mapping of document parameters to target resources.

Type: Array of string to array of strings maps

Array Members: Minimum number of 0 items. Maximum number of 300 items.

Map Entries: Maximum number of 20 items.

Key Length Constraints: Minimum length of 1. Maximum length of 50.

Array Members: Minimum number of 0 items. Maximum number of 25 items.

Length Constraints: Minimum length of 1. Maximum length of 50.

Required: No

### **TargetParameterName**

The parameter name.

Type: String

Length Constraints: Minimum length of 1. Maximum length of 50.

Required: No

### **Targets**

The specified targets.

Type: Array of [Target](#) objects

Array Members: Minimum number of 0 items. Maximum number of 5 items.

Required: No

### **TriggeredAlarms**

The CloudWatch alarm that was invoked by the automation.

Type: Array of [AlarmStateInformation](#) objects

Array Members: Fixed number of 1 item.

Required: No

### **Variables**

Variables defined for the automation.

Type: String to array of strings map

Map Entries: Maximum number of 200 items.

Key Length Constraints: Minimum length of 1. Maximum length of 50.

Array Members: Minimum number of 0 items. Maximum number of 50 items.

Length Constraints: Minimum length of 1. Maximum length of 512.

Required: No

## See Also

For more information about using this API in one of the language-specific AWS SDKs, see the following:

- [AWS SDK for C++](#)
- [AWS SDK for Java V2](#)
- [AWS SDK for Ruby V3](#)

# AutomationExecutionFilter

A filter used to match specific automation executions. This is used to limit the scope of Automation execution information returned.

## Contents

### Key

One or more keys to limit the results.

Type: String

Valid Values: DocumentNamePrefix | ExecutionStatus | ExecutionId | ParentExecutionId | CurrentAction | StartTimeBefore | StartTimeAfter | AutomationType | TagKey | TargetResourceGroup | AutomationSubtype | OpsItemId

Required: Yes

### Values

The values used to limit the execution information associated with the filter's key.

Type: Array of strings

Array Members: Minimum number of 1 item. Maximum number of 10 items.

Length Constraints: Minimum length of 1. Maximum length of 150.

Required: Yes

## See Also

For more information about using this API in one of the language-specific AWS SDKs, see the following:

- [AWS SDK for C++](#)
- [AWS SDK for Java V2](#)
- [AWS SDK for Ruby V3](#)





# AutomationExecutionMetadata

Details about a specific Automation execution.

## Contents

### AlarmConfiguration

The details for the CloudWatch alarm applied to your automation.

Type: [AlarmConfiguration](#) object

Required: No

### AssociationId

The ID of a State Manager association used in the Automation operation.

Type: String

Required: No

### AutomationExecutionId

The execution ID.

Type: String

Length Constraints: Fixed length of 36.

Required: No

### AutomationExecutionStatus

The status of the execution.

Type: String

Valid Values: Pending | InProgress | Waiting | Success | TimedOut | Cancelling | Cancelled | Failed | PendingApproval | Approved | Rejected | Scheduled | RunbookInProgress | PendingChangeCalendarOverride | ChangeCalendarOverrideApproved | ChangeCalendarOverrideRejected | CompletedWithSuccess | CompletedWithFailure | Exited

Required: No

### **AutomationSubtype**

The subtype of the Automation operation. Currently, the only supported value is ChangeRequest.

Type: String

Valid Values: ChangeRequest

Required: No

### **AutomationType**

Use this filter with [DescribeAutomationExecutions](#). Specify either Local or CrossAccount. CrossAccount is an Automation that runs in multiple AWS Regions and AWS accounts. For more information, see [Running automations in multiple AWS Regions and accounts](#) in the *AWS Systems Manager User Guide*.

Type: String

Valid Values: CrossAccount | Local

Required: No

### **ChangeRequestName**

The name of the Change Manager change request.

Type: String

Length Constraints: Minimum length of 1. Maximum length of 1024.

Required: No

### **CurrentAction**

The action of the step that is currently running.

Type: String

Required: No

### **CurrentStepName**

The name of the step that is currently running.

Type: String

Required: No

### **DocumentName**

The name of the Automation runbook used during execution.

Type: String

Pattern: `^[a-zA-Z0-9_\-\.]{3,128}$`

Required: No

### **DocumentVersion**

The document version used during the execution.

Type: String

Pattern: `([$]LATEST|[$]DEFAULT|^[1-9][0-9]*$)`

Required: No

### **ExecutedBy**

The IAM role ARN of the user who ran the automation.

Type: String

Required: No

### **ExecutionEndTime**

The time the execution finished. This isn't populated if the execution is still in progress.

Type: Timestamp

Required: No

### **ExecutionStartTime**

The time the execution started.

Type: Timestamp

Required: No

## FailureMessage

The list of execution outputs as defined in the Automation runbook.

Type: String

Required: No

## LogFile

An S3 bucket where execution information is stored.

Type: String

Required: No

## MaxConcurrency

The MaxConcurrency value specified by the user when starting the automation.

Type: String

Length Constraints: Minimum length of 1. Maximum length of 7.

Pattern:  $^([1-9][0-9]^|[1-9][0-9]\%|[1-9]\%|100\%)\$$

Required: No

## MaxErrors

The MaxErrors value specified by the user when starting the automation.

Type: String

Length Constraints: Minimum length of 1. Maximum length of 7.

Pattern:  $^([1-9][0-9]^|[0]|[1-9][0-9]\%|[0-9]\%|100\%)\$$

Required: No

## Mode

The Automation execution mode.

Type: String

Valid Values: Auto | Interactive

Required: No

### **OpsItemId**

The ID of an OpsItem that is created to represent a Change Manager change request.

Type: String

Required: No

### **Outputs**

The list of execution outputs as defined in the Automation runbook.

Type: String to array of strings map

Map Entries: Maximum number of 200 items.

Key Length Constraints: Minimum length of 1. Maximum length of 50.

Array Members: Minimum number of 0 items. Maximum number of 50 items.

Length Constraints: Minimum length of 1. Maximum length of 512.

Required: No

### **ParentAutomationExecutionId**

The execution ID of the parent automation.

Type: String

Length Constraints: Fixed length of 36.

Required: No

### **ResolvedTargets**

A list of targets that resolved during the execution.

Type: [ResolvedTargets](#) object

Required: No

## Runbooks

Information about the Automation runbooks that are run during a runbook workflow in Change Manager.

### Note

The Automation runbooks specified for the runbook workflow can't run until all required approvals for the change request have been received.

Type: Array of [Runbook](#) objects

Array Members: Fixed number of 1 item.

Required: No

### ScheduledTime

The date and time the Automation operation is scheduled to start.

Type: Timestamp

Required: No

### Target

The list of execution outputs as defined in the Automation runbook.

Type: String

Required: No

### TargetLocationsURL

A publicly accessible URL for a file that contains the TargetLocations body. Currently, only files in presigned Amazon S3 buckets are supported

Type: String

Pattern: `^https://[-a-zA-Z0-9@:%._\+~#=]{1,253}\.s3(\.[a-z\d-]{9,16})?\.amazonaws\.com\.{1,2000}`

Required: No

## TargetMaps

The specified key-value mapping of document parameters to target resources.

Type: Array of string to array of strings maps

Array Members: Minimum number of 0 items. Maximum number of 300 items.

Map Entries: Maximum number of 20 items.

Key Length Constraints: Minimum length of 1. Maximum length of 50.

Array Members: Minimum number of 0 items. Maximum number of 25 items.

Length Constraints: Minimum length of 1. Maximum length of 50.

Required: No

## TargetParameterName

The list of execution outputs as defined in the Automation runbook.

Type: String

Length Constraints: Minimum length of 1. Maximum length of 50.

Required: No

## Targets

The targets defined by the user when starting the automation.

Type: Array of [Target](#) objects

Array Members: Minimum number of 0 items. Maximum number of 5 items.

Required: No

## TriggeredAlarms

The CloudWatch alarm that was invoked by the automation.

Type: Array of [AlarmStateInformation](#) objects

Array Members: Fixed number of 1 item.



Required: No

## See Also

For more information about using this API in one of the language-specific AWS SDKs, see the following:

- [AWS SDK for C++](#)
- [AWS SDK for Java V2](#)
- [AWS SDK for Ruby V3](#)

# BaselineOverride

Defines the basic information about a patch baseline override.

## Contents

### ApprovalRules

A set of rules defining the approval rules for a patch baseline.

Type: [PatchRuleGroup](#) object

Required: No

### ApprovedPatches

A list of explicitly approved patches for the baseline.

For information about accepted formats for lists of approved patches and rejected patches, see [Package name formats for approved and rejected patch lists](#) in the *AWS Systems Manager User Guide*.

Type: Array of strings

Array Members: Minimum number of 0 items. Maximum number of 50 items.

Length Constraints: Minimum length of 1. Maximum length of 100.

Required: No

### ApprovedPatchesComplianceLevel

Defines the compliance level for approved patches. When an approved patch is reported as missing, this value describes the severity of the compliance violation.

Type: String

Valid Values: CRITICAL | HIGH | MEDIUM | LOW | INFORMATIONAL | UNSPECIFIED

Required: No

### ApprovedPatchesEnableNonSecurity

Indicates whether the list of approved patches includes non-security updates that should be applied to the managed nodes. The default value is `false`. Applies to Linux managed nodes only.

Type: Boolean

Required: No

### GlobalFilters

A set of patch filters, typically used for approval rules.

Type: [PatchFilterGroup](#) object

Required: No

### OperatingSystem

The operating system rule used by the patch baseline override.

Type: String

Valid Values: WINDOWS | AMAZON\_LINUX | AMAZON\_LINUX\_2 | AMAZON\_LINUX\_2022 | UBUNTU | REDHAT\_ENTERPRISE\_LINUX | SUSE | CENTOS | ORACLE\_LINUX | DEBIAN | MACOS | RASPBIAN | ROCKY\_LINUX | ALMA\_LINUX | AMAZON\_LINUX\_2023

Required: No

### RejectedPatches

A list of explicitly rejected patches for the baseline.

For information about accepted formats for lists of approved patches and rejected patches, see [Package name formats for approved and rejected patch lists](#) in the *AWS Systems Manager User Guide*.

Type: Array of strings

Array Members: Minimum number of 0 items. Maximum number of 50 items.

Length Constraints: Minimum length of 1. Maximum length of 100.

Required: No

### RejectedPatchesAction

The action for Patch Manager to take on patches included in the RejectedPackages list. A patch can be allowed only if it is a dependency of another package, or blocked entirely along with packages that include it as a dependency.

Type: String

Valid Values: ALLOW\_AS\_DEPENDENCY | BLOCK

Required: No

## Sources

Information about the patches to use to update the managed nodes, including target operating systems and source repositories. Applies to Linux managed nodes only.

Type: Array of [PatchSource](#) objects

Array Members: Minimum number of 0 items. Maximum number of 20 items.

Required: No

## See Also

For more information about using this API in one of the language-specific AWS SDKs, see the following:

- [AWS SDK for C++](#)
- [AWS SDK for Java V2](#)
- [AWS SDK for Ruby V3](#)

# CloudWatchOutputConfig

Configuration options for sending command output to Amazon CloudWatch Logs.

## Contents

### CloudWatchLogGroupName

The name of the CloudWatch Logs log group where you want to send command output. If you don't specify a group name, AWS Systems Manager automatically creates a log group for you. The log group uses the following naming format:

```
aws/ssm/SystemsManagerDocumentName
```

Type: String

Length Constraints: Minimum length of 1. Maximum length of 512.

Required: No

### CloudWatchOutputEnabled

Enables Systems Manager to send command output to CloudWatch Logs.

Type: Boolean

Required: No

## See Also

For more information about using this API in one of the language-specific AWS SDKs, see the following:

- [AWS SDK for C++](#)
- [AWS SDK for Java V2](#)
- [AWS SDK for Ruby V3](#)

# Command

Describes a command request.

## Contents

### AlarmConfiguration

The details for the CloudWatch alarm applied to your command.

Type: [AlarmConfiguration](#) object

Required: No

### CloudWatchOutputConfig

Amazon CloudWatch Logs information where you want AWS Systems Manager to send the command output.

Type: [CloudWatchOutputConfig](#) object

Required: No

### CommandId

A unique identifier for this command.

Type: String

Length Constraints: Fixed length of 36.

Required: No

### Comment

User-specified information about the command, such as a brief description of what the command should do.

Type: String

Length Constraints: Maximum length of 100.

Required: No

## CompletedCount

The number of targets for which the command invocation reached a terminal state. Terminal states include the following: Success, Failed, Execution Timed Out, Delivery Timed Out, Cancelled, Terminated, or Undeliverable.

Type: Integer

Required: No

## DeliveryTimedOutCount

The number of targets for which the status is Delivery Timed Out.

Type: Integer

Required: No

## DocumentName

The name of the document requested for execution.

Type: String

Pattern: `^[a-zA-Z0-9_\-\.]{3,128}$`

Required: No

## DocumentVersion

The Systems Manager document (SSM document) version.

Type: String

Pattern: `([ $\$$ ]LATEST|[ $\$$ ]DEFAULT|^[1-9][0-9]* $\$$ )`

Required: No

## ErrorCount

The number of targets for which the status is Failed or Execution Timed Out.

Type: Integer

Required: No

## ExpiresAfter

If a command expires, it changes status to `DeliveryTimedOut` for all invocations that have the status `InProgress`, `Pending`, or `Delayed`. `ExpiresAfter` is calculated based on the total timeout for the overall command. For more information, see [Understanding command timeout values](#) in the *AWS Systems Manager User Guide*.

Type: Timestamp

Required: No

## InstanceIds

The managed node IDs against which this command was requested.

Type: Array of strings

Array Members: Minimum number of 0 items. Maximum number of 50 items.

Pattern: `(^i-(\w{8}|\w{17}))$|^mi-\w{17}$`

Required: No

## MaxConcurrency

The maximum number of managed nodes that are allowed to run the command at the same time. You can specify a number of managed nodes, such as 10, or a percentage of nodes, such as 10%. The default value is 50. For more information about how to use `MaxConcurrency`, see [AWS Systems Manager Run Command](#) in the *AWS Systems Manager User Guide*.

Type: String

Length Constraints: Minimum length of 1. Maximum length of 7.

Pattern: `^([1-9][0-9]*|[1-9][0-9]%|[1-9]%|100%)$`

Required: No

## MaxErrors

The maximum number of errors allowed before the system stops sending the command to additional targets. You can specify a number of errors, such as 10, or a percentage of errors, such as 10%. The default value is 0. For more information about how to use `MaxErrors`, see [AWS Systems Manager Run Command](#) in the *AWS Systems Manager User Guide*.



Type: String

Length Constraints: Minimum length of 1. Maximum length of 7.

Pattern: `^([1-9][0-9]*|[0]|[1-9][0-9]%|[0-9]%|100%)$`

Required: No

### **NotificationConfig**

Configurations for sending notifications about command status changes.

Type: [NotificationConfig](#) object

Required: No

### **OutputS3BucketName**

The S3 bucket where the responses to the command executions should be stored. This was requested when issuing the command.

Type: String

Length Constraints: Minimum length of 3. Maximum length of 63.

Required: No

### **OutputS3KeyPrefix**

The S3 directory path inside the bucket where the responses to the command executions should be stored. This was requested when issuing the command.

Type: String

Length Constraints: Maximum length of 500.

Required: No

### **OutputS3Region**

(Deprecated) You can no longer specify this parameter. The system ignores it. Instead, Systems Manager automatically determines the AWS Region of the S3 bucket.

Type: String

Length Constraints: Minimum length of 3. Maximum length of 20.

Required: No

## Parameters

The parameter values to be inserted in the document when running the command.

Type: String to array of strings map

Required: No

## RequestedDateTime

The date and time the command was requested.

Type: Timestamp

Required: No

## ServiceRole

The AWS Identity and Access Management (IAM) service role that Run Command, a capability of AWS Systems Manager, uses to act on your behalf when sending notifications about command status changes.

Type: String

Required: No

## Status

The status of the command.

Type: String

Valid Values: Pending | InProgress | Success | Cancelled | Failed | TimedOut | Cancelling

Required: No

## StatusDetails

A detailed status of the command execution. `StatusDetails` includes more information than `Status` because it includes states resulting from error and concurrency control parameters. `StatusDetails` can show different results than `Status`. For more information about these statuses, see [Understanding command statuses](#) in the *AWS Systems Manager User Guide*. `StatusDetails` can be one of the following values:

- **Pending:** The command hasn't been sent to any managed nodes.
- **In Progress:** The command has been sent to at least one managed node but hasn't reached a final state on all managed nodes.
- **Success:** The command successfully ran on all invocations. This is a terminal state.
- **Delivery Timed Out:** The value of `MaxErrors` or more command invocations shows a status of `Delivery Timed Out`. This is a terminal state.
- **Execution Timed Out:** The value of `MaxErrors` or more command invocations shows a status of `Execution Timed Out`. This is a terminal state.
- **Failed:** The value of `MaxErrors` or more command invocations shows a status of `Failed`. This is a terminal state.
- **Incomplete:** The command was attempted on all managed nodes and one or more invocations doesn't have a value of `Success` but not enough invocations failed for the status to be `Failed`. This is a terminal state.
- **Cancelled:** The command was terminated before it was completed. This is a terminal state.
- **Rate Exceeded:** The number of managed nodes targeted by the command exceeded the account limit for pending invocations. The system has canceled the command before running it on any managed node. This is a terminal state.
- **Delayed:** The system attempted to send the command to the managed node but wasn't successful. The system retries again.

Type: String

Length Constraints: Minimum length of 0. Maximum length of 100.

Required: No

### **TargetCount**

The number of targets for the command.

Type: Integer

Required: No

### **Targets**

An array of search criteria that targets managed nodes using a `Key,Value` combination that you specify. `Targets` is required if you don't provide one or more managed node IDs in the call.

Type: Array of [Target](#) objects

Array Members: Minimum number of 0 items. Maximum number of 5 items.

Required: No

### **TimeoutSeconds**

The TimeoutSeconds value specified for a command.

Type: Integer

Valid Range: Minimum value of 30. Maximum value of 2592000.

Required: No

### **TriggeredAlarms**

The CloudWatch alarm that was invoked by the command.

Type: Array of [AlarmStateInformation](#) objects

Array Members: Fixed number of 1 item.

Required: No

## **See Also**

For more information about using this API in one of the language-specific AWS SDKs, see the following:

- [AWS SDK for C++](#)
- [AWS SDK for Java V2](#)
- [AWS SDK for Ruby V3](#)

# CommandFilter

Describes a command filter.

## Note

A managed node ID can't be specified when a command status is Pending because the command hasn't run on the node yet.

## Contents

### key

The name of the filter.

## Note

The ExecutionStage filter can't be used with the ListCommandInvocations operation, only with ListCommands.

Type: String

Valid Values: InvokedAfter | InvokedBefore | Status | ExecutionStage | DocumentName

Required: Yes

### value

The filter value. Valid values for each filter key are as follows:

- **InvokedAfter:** Specify a timestamp to limit your results. For example, specify `2024-07-07T00:00:00Z` to see a list of command executions occurring July 7, 2021, and later.
- **InvokedBefore:** Specify a timestamp to limit your results. For example, specify `2024-07-07T00:00:00Z` to see a list of command executions from before July 7, 2021.
- **Status:** Specify a valid command status to see a list of all command executions with that status. The status choices depend on the API you call.

The status values you can specify for `ListCommands` are:

- Pending
- InProgress
- Success
- Cancelled
- Failed
- TimedOut (this includes both Delivery and Execution time outs)
- AccessDenied
- DeliveryTimedOut
- ExecutionTimedOut
- Incomplete
- NoInstancesInTag
- LimitExceeded

The status values you can specify for `ListCommandInvocations` are:

- Pending
- InProgress
- Delayed
- Success
- Cancelled
- Failed
- TimedOut (this includes both Delivery and Execution time outs)
- AccessDenied
- DeliveryTimedOut
- ExecutionTimedOut
- Undeliverable
- InvalidPlatform
- Terminated
- **DocumentName:** Specify name of the AWS Systems Manager document (SSM document) for which you want to see command execution results. For example, specify `AWS-RunShellScript`.

RunPatchBaseline to see command executions that used this SSM document to perform security patching operations on managed nodes.

- **ExecutionStage:** Specify one of the following values (ListCommands operations only):
  - `Executing`: Returns a list of command executions that are currently still running.
  - `Complete`: Returns a list of command executions that have already completed.

Type: String

Length Constraints: Minimum length of 1. Maximum length of 128.

Required: Yes

## See Also

For more information about using this API in one of the language-specific AWS SDKs, see the following:

- [AWS SDK for C++](#)
- [AWS SDK for Java V2](#)
- [AWS SDK for Ruby V3](#)

# CommandInvocation

An invocation is a copy of a command sent to a specific managed node. A command can apply to one or more managed nodes. A command invocation applies to one managed node. For example, if a user runs `SendCommand` against three managed nodes, then a command invocation is created for each requested managed node ID. A command invocation returns status and detail information about a command you ran.

## Contents

### CloudWatchOutputConfig

Amazon CloudWatch Logs information where you want AWS Systems Manager to send the command output.

Type: [CloudWatchOutputConfig](#) object

Required: No

### CommandId

The command against which this invocation was requested.

Type: String

Length Constraints: Fixed length of 36.

Required: No

### CommandPlugins

Plugins processed by the command.

Type: Array of [CommandPlugin](#) objects

Required: No

### Comment

User-specified information about the command, such as a brief description of what the command should do.

Type: String



Length Constraints: Maximum length of 100.

Required: No

### **DocumentName**

The document name that was requested for execution.

Type: String

Pattern: `^[a-zA-Z0-9_\-\.]{3,128}$`

Required: No

### **DocumentVersion**

The Systems Manager document (SSM document) version.

Type: String

Pattern: `([ $\$$ ]LATEST|[ $\$$ ]DEFAULT|^[1-9][0-9]* $\$$ )`

Required: No

### **InstanceId**

The managed node ID in which this invocation was requested.

Type: String

Pattern: `(^i-(\w{8}|\w{17}))$|^mi-\w{17}$`

Required: No

### **InstanceName**

The fully qualified host name of the managed node.

Type: String

Length Constraints: Maximum length of 255.

Required: No

### **NotificationConfig**

Configurations for sending notifications about command status changes on a per managed node basis.

Type: [NotificationConfig](#) object

Required: No

### **RequestedDateTime**

The time and date the request was sent to this managed node.

Type: Timestamp

Required: No

### **ServiceRole**

The AWS Identity and Access Management (IAM) service role that Run Command, a capability of AWS Systems Manager, uses to act on your behalf when sending notifications about command status changes on a per managed node basis.

Type: String

Required: No

### **StandardErrorUrl**

The URL to the plugin's StdErr file in Amazon Simple Storage Service (Amazon S3), if the S3 bucket was defined for the parent command. For an invocation, `StandardErrorUrl` is populated if there is just one plugin defined for the command, and the S3 bucket was defined for the command.

Type: String

Required: No

### **StandardOutputUrl**

The URL to the plugin's StdOut file in Amazon Simple Storage Service (Amazon S3), if the S3 bucket was defined for the parent command. For an invocation, `StandardOutputUrl` is populated if there is just one plugin defined for the command, and the S3 bucket was defined for the command.

Type: String

Required: No

## Status

Whether or not the invocation succeeded, failed, or is pending.

Type: String

Valid Values: Pending | InProgress | Delayed | Success | Cancelled | TimedOut | Failed | Cancelling

Required: No

## StatusDetails

A detailed status of the command execution for each invocation (each managed node targeted by the command). StatusDetails includes more information than Status because it includes states resulting from error and concurrency control parameters. StatusDetails can show different results than Status. For more information about these statuses, see [Understanding command statuses](#) in the *AWS Systems Manager User Guide*. StatusDetails can be one of the following values:

- **Pending:** The command hasn't been sent to the managed node.
- **In Progress:** The command has been sent to the managed node but hasn't reached a terminal state.
- **Success:** The execution of the command or plugin was successfully completed. This is a terminal state.
- **Delivery Timed Out:** The command wasn't delivered to the managed node before the delivery timeout expired. Delivery timeouts don't count against the parent command's `MaxErrors` limit, but they do contribute to whether the parent command status is `Success` or `Incomplete`. This is a terminal state.
- **Execution Timed Out:** Command execution started on the managed node, but the execution wasn't complete before the execution timeout expired. Execution timeouts count against the `MaxErrors` limit of the parent command. This is a terminal state.
- **Failed:** The command wasn't successful on the managed node. For a plugin, this indicates that the result code wasn't zero. For a command invocation, this indicates that the result code for one or more plugins wasn't zero. Invocation failures count against the `MaxErrors` limit of the parent command. This is a terminal state.
- **Cancelled:** The command was terminated before it was completed. This is a terminal state.
- **Undeliverable:** The command can't be delivered to the managed node. The managed node might not exist or might not be responding. Undeliverable invocations don't count against

the parent command's MaxErrors limit and don't contribute to whether the parent command status is Success or Incomplete. This is a terminal state.

- **Terminated:** The parent command exceeded its MaxErrors limit and subsequent command invocations were canceled by the system. This is a terminal state.
- **Delayed:** The system attempted to send the command to the managed node but wasn't successful. The system retries again.

Type: String

Length Constraints: Minimum length of 0. Maximum length of 100.

Required: No

### **TraceOutput**

Gets the trace output sent by the agent.

Type: String

Length Constraints: Maximum length of 2500.

Required: No

## **See Also**

For more information about using this API in one of the language-specific AWS SDKs, see the following:

- [AWS SDK for C++](#)
- [AWS SDK for Java V2](#)
- [AWS SDK for Ruby V3](#)

# CommandPlugin

Describes plugin details.

## Contents

### Name

The name of the plugin. Must be one of the following: `aws:updateAgent`, `aws:domainjoin`, `aws:applications`, `aws:runPowerShellScript`, `aws:psmodule`, `aws:cloudWatch`, `aws:runShellScript`, or `aws:updateSSMAgent`.

Type: String

Length Constraints: Minimum length of 4.

Required: No

### Output

Output of the plugin execution.

Type: String

Length Constraints: Maximum length of 2500.

Required: No

### OutputS3BucketName

The S3 bucket where the responses to the command executions should be stored. This was requested when issuing the command. For example, in the following response:

```
amzn-s3-demo-bucket/my-prefix/i-02573cafcfEXAMPLE/awsruntimeShellScript
```

`amzn-s3-demo-bucket` is the name of the S3 bucket;

`my-prefix` is the name of the S3 prefix;

`i-02573cafcfEXAMPLE` is the managed node ID;

`awsruntimeShellScript` is the name of the plugin.

Type: String

Length Constraints: Minimum length of 3. Maximum length of 63.

Required: No

### **OutputS3KeyPrefix**

The S3 directory path inside the bucket where the responses to the command executions should be stored. This was requested when issuing the command. For example, in the following response:

```
amzn-s3-demo-bucket/my-prefix/i-02573cafcfEXAMPLE/awsrunShellScript
```

`amzn-s3-demo-bucket` is the name of the S3 bucket;

`my-prefix` is the name of the S3 prefix;

`i-02573cafcfEXAMPLE` is the managed node ID;

`awsrunShellScript` is the name of the plugin.

Type: String

Length Constraints: Maximum length of 500.

Required: No

### **OutputS3Region**

(Deprecated) You can no longer specify this parameter. The system ignores it. Instead, AWS Systems Manager automatically determines the S3 bucket region.

Type: String

Length Constraints: Minimum length of 3. Maximum length of 20.

Required: No

### **ResponseCode**

A numeric response code generated after running the plugin.

Type: Integer

Required: No

### **ResponseFinishDateTime**

The time the plugin stopped running. Could stop prematurely if, for example, a cancel command was sent.

Type: Timestamp

Required: No

### **ResponseStartDateTime**

The time the plugin started running.

Type: Timestamp

Required: No

### **StandardErrorUrl**

The URL for the complete text written by the plugin to stderr. If execution isn't yet complete, then this string is empty.

Type: String

Required: No

### **StandardOutputUrl**

The URL for the complete text written by the plugin to stdout in Amazon S3. If the S3 bucket for the command wasn't specified, then this string is empty.

Type: String

Required: No

### **Status**

The status of this plugin. You can run a document with multiple plugins.

Type: String

Valid Values: Pending | InProgress | Success | TimedOut | Cancelled | Failed

Required: No

## StatusDetails

A detailed status of the plugin execution. `StatusDetails` includes more information than `Status` because it includes states resulting from error and concurrency control parameters. `StatusDetails` can show different results than `Status`. For more information about these statuses, see [Understanding command statuses](#) in the *AWS Systems Manager User Guide*. `StatusDetails` can be one of the following values:

- **Pending:** The command hasn't been sent to the managed node.
- **In Progress:** The command has been sent to the managed node but hasn't reached a terminal state.
- **Success:** The execution of the command or plugin was successfully completed. This is a terminal state.
- **Delivery Timed Out:** The command wasn't delivered to the managed node before the delivery timeout expired. Delivery timeouts don't count against the parent command's `MaxErrors` limit, but they do contribute to whether the parent command status is `Success` or `Incomplete`. This is a terminal state.
- **Execution Timed Out:** Command execution started on the managed node, but the execution wasn't complete before the execution timeout expired. Execution timeouts count against the `MaxErrors` limit of the parent command. This is a terminal state.
- **Failed:** The command wasn't successful on the managed node. For a plugin, this indicates that the result code wasn't zero. For a command invocation, this indicates that the result code for one or more plugins wasn't zero. Invocation failures count against the `MaxErrors` limit of the parent command. This is a terminal state.
- **Cancelled:** The command was terminated before it was completed. This is a terminal state.
- **Undeliverable:** The command can't be delivered to the managed node. The managed node might not exist, or it might not be responding. Undeliverable invocations don't count against the parent command's `MaxErrors` limit, and they don't contribute to whether the parent command status is `Success` or `Incomplete`. This is a terminal state.
- **Terminated:** The parent command exceeded its `MaxErrors` limit and subsequent command invocations were canceled by the system. This is a terminal state.

Type: String

Length Constraints: Minimum length of 0. Maximum length of 100.

Required: No



## See Also

For more information about using this API in one of the language-specific AWS SDKs, see the following:

- [AWS SDK for C++](#)
- [AWS SDK for Java V2](#)
- [AWS SDK for Ruby V3](#)

# ComplianceExecutionSummary

A summary of the call execution that includes an execution ID, the type of execution (for example, Command), and the date/time of the execution using a datetime object that is saved in the following format: `yyyy-MM-dd 'T' HH:mm:ss 'Z'`

## Contents

### ExecutionTime

The time the execution ran as a datetime object that is saved in the following format: `yyyy-MM-dd 'T' HH:mm:ss 'Z'`

Type: Timestamp

Required: Yes

### ExecutionId

An ID created by the system when `PutComplianceItems` was called. For example, `CommandID` is a valid execution ID. You can use this ID in subsequent calls.

Type: String

Length Constraints: Maximum length of 100.

Required: No

### ExecutionType

The type of execution. For example, `Command` is a valid execution type.

Type: String

Length Constraints: Maximum length of 50.

Required: No

## See Also

For more information about using this API in one of the language-specific AWS SDKs, see the following:

- [AWS SDK for C++](#)
- [AWS SDK for Java V2](#)
- [AWS SDK for Ruby V3](#)

# ComplianceItem

Information about the compliance as defined by the resource type. For example, for a patch resource type, Items includes information about the PatchSeverity, Classification, and so on.

## Contents

### ComplianceType

The compliance type. For example, Association (for a State Manager association), Patch, or Custom:string are all valid compliance types.

Type: String

Length Constraints: Minimum length of 1. Maximum length of 100.

Pattern: `[A-Za-z0-9_\-\]\w+|Custom:[a-zA-Z0-9_\-\]\w+`

Required: No

### Details

A "Key": "Value" tag combination for the compliance item.

Type: String to string map

Key Length Constraints: Minimum length of 1. Maximum length of 64.

Value Length Constraints: Minimum length of 0. Maximum length of 4096.

Required: No

### ExecutionSummary

A summary for the compliance item. The summary includes an execution ID, the execution type (for example, command), and the execution time.

Type: [ComplianceExecutionSummary](#) object

Required: No

### Id

An ID for the compliance item. For example, if the compliance item is a Windows patch, the ID could be the number of the KB article; for example: KB4010320.

Type: String

Required: No

### **ResourceId**

An ID for the resource. For a managed node, this is the node ID.

Type: String

Length Constraints: Minimum length of 1. Maximum length of 100.

Required: No

### **ResourceType**

The type of resource. ManagedInstance is currently the only supported resource type.

Type: String

Length Constraints: Minimum length of 1. Maximum length of 50.

Required: No

### **Severity**

The severity of the compliance status. Severity can be one of the following: Critical, High, Medium, Low, Informational, Unspecified.

Type: String

Valid Values: CRITICAL | HIGH | MEDIUM | LOW | INFORMATIONAL | UNSPECIFIED

Required: No

### **Status**

The status of the compliance item. An item is either COMPLIANT, NON\_COMPLIANT, or an empty string (for Windows patches that aren't applicable).

Type: String

Valid Values: COMPLIANT | NON\_COMPLIANT

Required: No

## Title

A title for the compliance item. For example, if the compliance item is a Windows patch, the title could be the title of the KB article for the patch; for example: Security Update for Active Directory Federation Services.

Type: String

Length Constraints: Maximum length of 500.

Required: No

## See Also

For more information about using this API in one of the language-specific AWS SDKs, see the following:

- [AWS SDK for C++](#)
- [AWS SDK for Java V2](#)
- [AWS SDK for Ruby V3](#)

# ComplianceItemEntry

Information about a compliance item.

## Contents

### Severity

The severity of the compliance status. Severity can be one of the following: Critical, High, Medium, Low, Informational, Unspecified.

Type: String

Valid Values: CRITICAL | HIGH | MEDIUM | LOW | INFORMATIONAL | UNSPECIFIED

Required: Yes

### Status

The status of the compliance item. An item is either COMPLIANT or NON\_COMPLIANT.

Type: String

Valid Values: COMPLIANT | NON\_COMPLIANT

Required: Yes

### Details

A "Key": "Value" tag combination for the compliance item.

Type: String to string map

Key Length Constraints: Minimum length of 1. Maximum length of 64.

Value Length Constraints: Minimum length of 0. Maximum length of 4096.

Required: No

### Id

The compliance item ID. For example, if the compliance item is a Windows patch, the ID could be the number of the KB article.

Type: String

Required: No

## Title

The title of the compliance item. For example, if the compliance item is a Windows patch, the title could be the title of the KB article for the patch; for example: Security Update for Active Directory Federation Services.

Type: String

Length Constraints: Maximum length of 500.

Required: No

## See Also

For more information about using this API in one of the language-specific AWS SDKs, see the following:

- [AWS SDK for C++](#)
- [AWS SDK for Java V2](#)
- [AWS SDK for Ruby V3](#)



# ComplianceStringFilter

One or more filters. Use a filter to return a more specific list of results.

## Contents

### Key

The name of the filter.

Type: String

Length Constraints: Minimum length of 1. Maximum length of 200.

Required: No

### Type

The type of comparison that should be performed for the value: Equal, NotEqual, BeginWith, LessThan, or GreaterThan.

Type: String

Valid Values: EQUAL | NOT\_EQUAL | BEGIN\_WITH | LESS\_THAN | GREATER\_THAN

Required: No

### Values

The value for which to search.

Type: Array of strings

Array Members: Minimum number of 1 item. Maximum number of 20 items.

Required: No

## See Also

For more information about using this API in one of the language-specific AWS SDKs, see the following:

- [AWS SDK for C++](#)

- [AWS SDK for Java V2](#)
- [AWS SDK for Ruby V3](#)

# ComplianceSummaryItem

A summary of compliance information by compliance type.

## Contents

### ComplianceType

The type of compliance item. For example, the compliance type can be Association, Patch, or Custom:string.

Type: String

Length Constraints: Minimum length of 1. Maximum length of 100.

Pattern: `[A-Za-z0-9_\-]\w+|Custom:[a-zA-Z0-9_\-]\w+`

Required: No

### CompliantSummary

A list of COMPLIANT items for the specified compliance type.

Type: [CompliantSummary](#) object

Required: No

### NonCompliantSummary

A list of NON\_COMPLIANT items for the specified compliance type.

Type: [NonCompliantSummary](#) object

Required: No

## See Also

For more information about using this API in one of the language-specific AWS SDKs, see the following:

- [AWS SDK for C++](#)
- [AWS SDK for Java V2](#)

- [AWS SDK for Ruby V3](#)

# CompliantSummary

A summary of resources that are compliant. The summary is organized according to the resource count for each compliance type.

## Contents

### CompliantCount

The total number of resources that are compliant.

Type: Integer

Required: No

### SeveritySummary

A summary of the compliance severity by compliance type.

Type: [SeveritySummary](#) object

Required: No

## See Also

For more information about using this API in one of the language-specific AWS SDKs, see the following:

- [AWS SDK for C++](#)
- [AWS SDK for Java V2](#)
- [AWS SDK for Ruby V3](#)

# CreateAssociationBatchRequestEntry

Describes the association of a AWS Systems Manager document (SSM document) and a managed node.

## Contents

### Name

The name of the SSM document that contains the configuration information for the managed node. You can specify Command or Automation runbooks.

You can specify AWS-predefined documents, documents you created, or a document that is shared with you from another account.

For SSM documents that are shared with you from other AWS accounts, you must specify the complete SSM document ARN, in the following format:

```
arn:aws:ssm:region:account-id:document/document-name
```

For example:

```
arn:aws:ssm:us-east-2:12345678912:document/My-Shared-Document
```

For AWS-predefined documents and SSM documents you created in your account, you only need to specify the document name. For example, `AWS-ApplyPatchBaseline` or `My-Document`.

Type: String

Pattern: `^[a-zA-Z0-9_\-.:/]{3,128}$`

Required: Yes

### AlarmConfiguration

The details for the CloudWatch alarm you want to apply to an automation or command.

Type: [AlarmConfiguration](#) object

Required: No

## ApplyOnlyAtCronInterval

By default, when you create a new associations, the system runs it immediately after it is created and then according to the schedule you specified. Specify this option if you don't want an association to run immediately after you create it. This parameter isn't supported for rate expressions.

Type: Boolean

Required: No

## AssociationName

Specify a descriptive name for the association.

Type: String

Pattern: `^[a-zA-Z0-9_\-\.]{3,128}$`

Required: No

## AutomationTargetParameterName

Specify the target for the association. This target is required for associations that use an Automation runbook and target resources by using rate controls. Automation is a capability of AWS Systems Manager.

Type: String

Length Constraints: Minimum length of 1. Maximum length of 50.

Required: No

## CalendarNames

The names or Amazon Resource Names (ARNs) of the Change Calendar type documents your associations are gated under. The associations only run when that Change Calendar is open. For more information, see [AWS Systems Manager Change Calendar](#).

Type: Array of strings

Required: No

## ComplianceSeverity

The severity level to assign to the association.

Type: String

Valid Values: CRITICAL | HIGH | MEDIUM | LOW | UNSPECIFIED

Required: No

## DocumentVersion

The document version.

Type: String

Pattern: ( $[\$]LATEST|[\$]DEFAULT|^[1-9][0-9]*\$$ )

Required: No

## Duration

The number of hours the association can run before it is canceled. Duration applies to associations that are currently running, and any pending and in progress commands on all targets. If a target was taken offline for the association to run, it is made available again immediately, without a reboot.

The `Duration` parameter applies only when both these conditions are true:

- The association for which you specify a duration is cancelable according to the parameters of the SSM command document or Automation runbook associated with this execution.
- The command specifies the [ApplyOnlyAtCronInterval](#) parameter, which means that the association doesn't run immediately after it is created, but only according to the specified schedule.

Type: Integer

Valid Range: Minimum value of 1. Maximum value of 24.

Required: No

## InstanceId

The managed node ID.

### Note

`InstanceId` has been deprecated. To specify a managed node ID for an association, use the `Targets` parameter. Requests that include the parameter `InstanceID`



with Systems Manager documents (SSM documents) that use schema version 2.0 or later will fail. In addition, if you use the parameter `InstanceId`, you can't use the parameters `AssociationName`, `DocumentVersion`, `MaxErrors`, `MaxConcurrency`, `OutputLocation`, or `ScheduleExpression`. To use these parameters, you must use the `Targets` parameter.

Type: String

Pattern: `(^i-(\w{8}|\w{17})$)|(^mi-\w{17}$)`

Required: No

### **MaxConcurrency**

The maximum number of targets allowed to run the association at the same time. You can specify a number, for example 10, or a percentage of the target set, for example 10%. The default value is 100%, which means all targets run the association at the same time.

If a new managed node starts and attempts to run an association while Systems Manager is running `MaxConcurrency` associations, the association is allowed to run. During the next association interval, the new managed node will process its association within the limit specified for `MaxConcurrency`.

Type: String

Length Constraints: Minimum length of 1. Maximum length of 7.

Pattern: `^([1-9][0-9]*|[1-9][0-9]%|[1-9]%|100%)$`

Required: No

### **MaxErrors**

The number of errors that are allowed before the system stops sending requests to run the association on additional targets. You can specify either an absolute number of errors, for example 10, or a percentage of the target set, for example 10%. If you specify 3, for example, the system stops sending requests when the fourth error is received. If you specify 0, then the system stops sending requests after the first error is returned. If you run an association on 50 managed nodes and set `MaxError` to 10%, then the system stops sending the request when the sixth error is received.

Executions that are already running an association when `MaxErrors` is reached are allowed to complete, but some of these executions may fail as well. If you need to ensure that there won't be more than `max-errors` failed executions, set `MaxConcurrency` to 1 so that executions proceed one at a time.

Type: String

Length Constraints: Minimum length of 1. Maximum length of 7.

Pattern: `^([1-9][0-9]*|[0]|[1-9][0-9]%|[0-9]%|100%)$`

Required: No

### **OutputLocation**

An S3 bucket where you want to store the results of this request.

Type: [InstanceAssociationOutputLocation](#) object

Required: No

### **Parameters**

A description of the parameters for a document.

Type: String to array of strings map

Required: No

### **ScheduleExpression**

A cron expression that specifies a schedule when the association runs.

Type: String

Length Constraints: Minimum length of 1. Maximum length of 256.

Required: No

### **ScheduleOffset**

Number of days to wait after the scheduled day to run an association.

Type: Integer

Valid Range: Minimum value of 1. Maximum value of 6.

Required: No

## SyncCompliance

The mode for generating association compliance. You can specify `AUTO` or `MANUAL`. In `AUTO` mode, the system uses the status of the association execution to determine the compliance status. If the association execution runs successfully, then the association is `COMPLIANT`. If the association execution doesn't run successfully, the association is `NON-COMPLIANT`.

In `MANUAL` mode, you must specify the `AssociationId` as a parameter for the [PutComplianceItems](#) API operation. In this case, compliance data isn't managed by State Manager, a capability of AWS Systems Manager. It is managed by your direct call to the [PutComplianceItems](#) API operation.

By default, all associations use `AUTO` mode.

Type: String

Valid Values: `AUTO` | `MANUAL`

Required: No

## TargetLocations

Use this action to create an association in multiple Regions and multiple accounts.

Type: Array of [TargetLocation](#) objects

Array Members: Minimum number of 1 item. Maximum number of 100 items.

Required: No

## TargetMaps

A key-value mapping of document parameters to target resources. Both `Targets` and `TargetMaps` can't be specified together.

Type: Array of string to array of strings maps

Array Members: Minimum number of 0 items. Maximum number of 300 items.

Map Entries: Maximum number of 20 items.

Key Length Constraints: Minimum length of 1. Maximum length of 50.

Array Members: Minimum number of 0 items. Maximum number of 25 items.

Length Constraints: Minimum length of 1. Maximum length of 50.

Required: No

## Targets

The managed nodes targeted by the request.

Type: Array of [Target](#) objects

Array Members: Minimum number of 0 items. Maximum number of 5 items.

Required: No

## See Also

For more information about using this API in one of the language-specific AWS SDKs, see the following:

- [AWS SDK for C++](#)
- [AWS SDK for Java V2](#)
- [AWS SDK for Ruby V3](#)

# DescribeActivationsFilter

Filter for the DescribeActivation API.

## Contents

### FilterKey

The name of the filter.

Type: String

Valid Values: ActivationIds | DefaultInstanceName | IamRole

Required: No

### FilterValues

The filter values.

Type: Array of strings

Required: No

## See Also

For more information about using this API in one of the language-specific AWS SDKs, see the following:

- [AWS SDK for C++](#)
- [AWS SDK for Java V2](#)
- [AWS SDK for Ruby V3](#)

# DocumentDefaultVersionDescription

A default version of a document.

## Contents

### DefaultVersion

The default version of the document.

Type: String

Pattern: (`[$]LATEST|[$]DEFAULT|^[1-9][0-9]*$`)

Required: No

### DefaultVersionName

The default version of the artifact associated with the document.

Type: String

Pattern: `^[a-zA-Z0-9_\-\.]{1,128}$`

Required: No

### Name

The name of the document.

Type: String

Pattern: `^[a-zA-Z0-9_\-\.]{3,128}$`

Required: No

## See Also

For more information about using this API in one of the language-specific AWS SDKs, see the following:

- [AWS SDK for C++](#)
- [AWS SDK for Java V2](#)

- [AWS SDK for Ruby V3](#)

# DocumentDescription

Describes an AWS Systems Manager document (SSM document).

## Contents

### ApprovedVersion

The version of the document currently approved for use in the organization.

Type: String

Pattern: (`[$]LATEST` | `[$]DEFAULT` | `^[1-9][0-9]*$`)

Required: No

### AttachmentsInformation

Details about the document attachments, including names, locations, sizes, and so on.

Type: Array of [AttachmentInformation](#) objects

Required: No

### Author

The user in your organization who created the document.

Type: String

Required: No

### Category

The classification of a document to help you identify and categorize its use.

Type: Array of strings

Array Members: Minimum number of 0 items. Maximum number of 3 items.

Length Constraints: Maximum length of 128.

Required: No

### CategoryEnum

The value that identifies a document's category.



Type: Array of strings

Array Members: Minimum number of 0 items. Maximum number of 3 items.

Length Constraints: Maximum length of 128.

Required: No

### **CreatedDate**

The date when the document was created.

Type: Timestamp

Required: No

### **DefaultVersion**

The default version.

Type: String

Pattern: (`[$]LATEST|[$]DEFAULT|^[1-9][0-9]*$`)

Required: No

### **Description**

A description of the document.

Type: String

Required: No

### **DisplayName**

The friendly name of the SSM document. This value can differ for each version of the document. If you want to update this value, see [UpdateDocument](#).

Type: String

Length Constraints: Maximum length of 1024.

Pattern: `^[\\w\\.\\-\\:\\/ ]*$`

Required: No

## DocumentFormat

The document format, either JSON or YAML.

Type: String

Valid Values: `YAML` | `JSON` | `TEXT`

Required: No

## DocumentType

The type of document.

Type: String

Valid Values: `Command` | `Policy` | `Automation` | `Session` | `Package` | `ApplicationConfiguration` | `ApplicationConfigurationSchema` | `DeploymentStrategy` | `ChangeCalendar` | `Automation.ChangeTemplate` | `ProblemAnalysis` | `ProblemAnalysisTemplate` | `CloudFormation` | `ConformancePackTemplate` | `QuickSetup`

Required: No

## DocumentVersion

The document version.

Type: String

Pattern: (`[$]LATEST` | `[$]DEFAULT` | `^[1-9][0-9]*$`)

Required: No

## Hash

The Sha256 or Sha1 hash created by the system when the document was created.

### Note

Sha1 hashes have been deprecated.


Type: String

Length Constraints: Maximum length of 256.

Required: No

### HashType

The hash type of the document. Valid values include Sha256 or Sha1.

 **Note**

Sha1 hashes have been deprecated.

Type: String

Valid Values: Sha256 | Sha1

Required: No

### LatestVersion

The latest version of the document.

Type: String

Pattern: (`[$]LATEST` | `[$]DEFAULT` | `^[1-9][0-9]*$`)

Required: No

### Name

The name of the SSM document.

Type: String

Pattern: `^[a-zA-Z0-9_\-.:/]{3,128}$`

Required: No

### Owner

The Amazon Web Services user that created the document.

Type: String

Required: No

## Parameters

A description of the parameters for a document.

Type: Array of [DocumentParameter](#) objects

Required: No

## PendingReviewVersion

The version of the document that is currently under review.

Type: String

Pattern: (`[$]LATEST|[$]DEFAULT|^[1-9][0-9]*$`)

Required: No

## PlatformTypes

The list of operating system (OS) platforms compatible with this SSM document.

Type: Array of strings

Valid Values: Windows | Linux | MacOS

Required: No

## Requires

A list of SSM documents required by a document. For example, an `ApplicationConfiguration` document requires an `ApplicationConfigurationSchema` document.

Type: Array of [DocumentRequires](#) objects

Array Members: Minimum number of 1 item.

Required: No

## ReviewInformation

Details about the review of a document.

Type: Array of [ReviewInformation](#) objects

Array Members: Minimum number of 1 item.

Required: No

### **ReviewStatus**

The current status of the review.

Type: String

Valid Values: APPROVED | NOT\_REVIEWED | PENDING | REJECTED

Required: No

### **SchemaVersion**

The schema version.

Type: String

Pattern: ([0-9]+\.)+([0-9]+)

Required: No

### **Sha1**

The SHA1 hash of the document, which you can use for verification.

Type: String

Required: No

### **Status**

The status of the SSM document.

Type: String

Valid Values: Creating | Active | Updating | Deleting | Failed

Required: No

### **StatusInformation**

A message returned by AWS Systems Manager that explains the Status value. For example, a Failed status might be explained by the StatusInformation message, "The specified S3 bucket doesn't exist. Verify that the URL of the S3 bucket is correct."

Type: String

Required: No

## Tags

The tags, or metadata, that have been applied to the document.

Type: Array of [Tag](#) objects

Array Members: Maximum number of 1000 items.

Required: No

## TargetType

The target type which defines the kinds of resources the document can run on. For example, `/AWS::EC2::Instance`. For a list of valid resource types, see [AWS resource and property types reference](#) in the *AWS CloudFormation User Guide*.

Type: String

Length Constraints: Maximum length of 200.

Pattern: `^\\/[\\w\\.\\-\\:\\/]*$`

Required: No

## VersionName

The version of the artifact associated with the document.

Type: String

Pattern: `^[a-zA-Z0-9_\\-\\.]{1,128}$`

Required: No

## See Also

For more information about using this API in one of the language-specific AWS SDKs, see the following:

- [AWS SDK for C++](#)

- [AWS SDK for Java V2](#)
- [AWS SDK for Ruby V3](#)

# DocumentFilter

This data type is deprecated. Instead, use [DocumentKeyValuesFilter](#).

## Contents

### key

The name of the filter.

Type: String

Valid Values: Name | Owner | PlatformTypes | DocumentType

Required: Yes

### value

The value of the filter.

Type: String

Length Constraints: Minimum length of 1.

Required: Yes

## See Also

For more information about using this API in one of the language-specific AWS SDKs, see the following:

- [AWS SDK for C++](#)
- [AWS SDK for Java V2](#)
- [AWS SDK for Ruby V3](#)



# DocumentIdentifier

Describes the name of a SSM document.

## Contents

### Author

The user in your organization who created the document.

Type: String

Required: No

### CreatedDate

The date the SSM document was created.

Type: Timestamp

Required: No

### DisplayName

An optional field where you can specify a friendly name for the SSM document. This value can differ for each version of the document. If you want to update this value, see [UpdateDocument](#).

Type: String

Length Constraints: Maximum length of 1024.

Pattern: `^[\\w\\.\\-\\:\\/ ]*$`

Required: No

### DocumentFormat

The document format, either JSON or YAML.

Type: String

Valid Values: `YAML | JSON | TEXT`

Required: No

## DocumentType

The document type.

Type: String

Valid Values: Command | Policy | Automation | Session | Package | ApplicationConfiguration | ApplicationConfigurationSchema | DeploymentStrategy | ChangeCalendar | Automation.ChangeTemplate | ProblemAnalysis | ProblemAnalysisTemplate | CloudFormation | ConformancePackTemplate | QuickSetup

Required: No

## DocumentVersion

The document version.

Type: String

Pattern: (`[$]LATEST` | `[$]DEFAULT` | `^[1-9][0-9]*`)

Required: No

## Name

The name of the SSM document.

Type: String

Pattern: `^[a-zA-Z0-9_\-.:/]{3,128}$`

Required: No

## Owner

The Amazon Web Services user that created the document.

Type: String

Required: No

## PlatformTypes

The operating system platform.

Type: Array of strings

Valid Values: Windows | Linux | MacOS

Required: No

## Requires

A list of SSM documents required by a document. For example, an `ApplicationConfiguration` document requires an `ApplicationConfigurationSchema` document.

Type: Array of [DocumentRequires](#) objects

Array Members: Minimum number of 1 item.

Required: No

## ReviewStatus

The current status of a document review.

Type: String

Valid Values: APPROVED | NOT\_REVIEWED | PENDING | REJECTED

Required: No

## SchemaVersion

The schema version.

Type: String

Pattern: ([0-9]+\)\.([0-9]+)

Required: No

## Tags

The tags, or metadata, that have been applied to the document.

Type: Array of [Tag](#) objects

Array Members: Maximum number of 1000 items.

Required: No

## TargetType

The target type which defines the kinds of resources the document can run on. For example, `/AWS::EC2::Instance`. For a list of valid resource types, see [AWS resource and property types reference](#) in the *AWS CloudFormation User Guide*.

Type: String

Length Constraints: Maximum length of 200.

Pattern: `^\\[\\w\\.\\-\\:\\]\\*$`

Required: No

## VersionName

An optional field specifying the version of the artifact associated with the document. For example, 12.6. This value is unique across all versions of a document, and can't be changed.

Type: String

Pattern: `^[a-zA-Z0-9_\\-\\.]{1,128}$`

Required: No

## See Also

For more information about using this API in one of the language-specific AWS SDKs, see the following:

- [AWS SDK for C++](#)
- [AWS SDK for Java V2](#)
- [AWS SDK for Ruby V3](#)

# DocumentKeyValuesFilter

One or more filters. Use a filter to return a more specific list of documents.

For `keys`, you can specify one or more tags that have been applied to a document.

You can also use AWS-provided keys, some of which have specific allowed values. These keys and their associated values are as follows:

## DocumentType

- `ApplicationConfiguration`
- `ApplicationConfigurationSchema`
- `Automation`
- `ChangeCalendar`
- `Command`
- `Package`
- `Policy`
- `Session`

## Owner

Note that only one `Owner` can be specified in a request. For example:  
`Key=Owner, Values=Self.`

- `Amazon`
- `Private`
- `Public`
- `Self`
- `ThirdParty`

## PlatformTypes

- `Linux`
- `Windows`

`Name` is another AWS-provided key. If you use `Name` as a key, you can use a name prefix to return a list of documents. For example, in the AWS CLI, to return a list of all documents that begin with `Te`, run the following command:

```
aws ssm list-documents --filters Key=Name,Values=Te
```

You can also use the `TargetType` AWS-provided key. For a list of valid resource type values that can be used with this key, see [AWS resource and property types reference](#) in the *AWS CloudFormation User Guide*.

If you specify more than two keys, only documents that are identified by all the tags are returned in the results. If you specify more than two values for a key, documents that are identified by any of the values are returned in the results.

To specify a custom key-value pair, use the format `Key=tag:tagName,Values=valueName`.

For example, if you created a key called `region` and are using the AWS CLI to call the `list-documents` command:

```
aws ssm list-documents --filters Key=tag:region,Values=east,west  
Key=Owner,Values=Self
```

## Contents

### Key

The name of the filter key.

Type: String

Length Constraints: Minimum length of 1. Maximum length of 128.

Required: No

### Values

The value for the filter key.

Type: Array of strings

Length Constraints: Minimum length of 1. Maximum length of 256.

Required: No

## See Also

For more information about using this API in one of the language-specific AWS SDKs, see the following:

- [AWS SDK for C++](#)
- [AWS SDK for Java V2](#)
- [AWS SDK for Ruby V3](#)

# DocumentMetadataResponseInfo

Details about the response to a document review request.

## Contents

### ReviewerResponse

Details about a reviewer's response to a document review request.

Type: Array of [DocumentReviewerResponseSource](#) objects

Required: No

## See Also

For more information about using this API in one of the language-specific AWS SDKs, see the following:

- [AWS SDK for C++](#)
- [AWS SDK for Java V2](#)
- [AWS SDK for Ruby V3](#)



# DocumentParameter

Parameters specified in a Systems Manager document that run on the server when the command is run.

## Contents

### DefaultValue

If specified, the default values for the parameters. Parameters without a default value are required. Parameters with a default value are optional.

Type: String

Required: No

### Description

A description of what the parameter does, how to use it, the default value, and whether or not the parameter is optional.

Type: String

Required: No

### Name

The name of the parameter.

Type: String

Required: No

### Type

The type of parameter. The type can be either String or StringList.

Type: String

Valid Values: `String` | `StringList`

Required: No

## See Also

For more information about using this API in one of the language-specific AWS SDKs, see the following:

- [AWS SDK for C++](#)
- [AWS SDK for Java V2](#)
- [AWS SDK for Ruby V3](#)

# DocumentRequires

An SSM document required by the current document.

## Contents

### Name

The name of the required SSM document. The name can be an Amazon Resource Name (ARN).

Type: String

Pattern: `^[a-zA-Z0-9_\-.:/]{3,128}$`

Required: Yes

### RequireType

The document type of the required SSM document.

Type: String

Length Constraints: Maximum length of 128.

Pattern: `^[a-zA-Z0-9_\-.]{1,128}$`

Required: No

### Version

The document version required by the current document.

Type: String

Pattern: `([$]LATEST|[$]DEFAULT|^[1-9][0-9]*$)`

Required: No

### VersionName

An optional field specifying the version of the artifact associated with the document. For example, 12.6. This value is unique across all versions of a document, and can't be changed.

Type: String

Pattern: `^[a-zA-Z0-9_\-\.\-]{1,128}$`

Required: No

## See Also

For more information about using this API in one of the language-specific AWS SDKs, see the following:

- [AWS SDK for C++](#)
- [AWS SDK for Java V2](#)
- [AWS SDK for Ruby V3](#)

# DocumentReviewCommentSource

Information about comments added to a document review request.

## Contents

### Content

The content of a comment entered by a user who requests a review of a new document version, or who reviews the new version.

Type: String

Length Constraints: Minimum length of 1. Maximum length of 1024.

Pattern: `^(?!\\s*$).+`

Required: No

### Type

The type of information added to a review request. Currently, only the value `Comment` is supported.

Type: String

Valid Values: `Comment`

Required: No

## See Also

For more information about using this API in one of the language-specific AWS SDKs, see the following:

- [AWS SDK for C++](#)
- [AWS SDK for Java V2](#)
- [AWS SDK for Ruby V3](#)

# DocumentReviewerResponseSource

Information about a reviewer's response to a document review request.

## Contents

### Comment

The comment entered by a reviewer as part of their document review response.

Type: Array of [DocumentReviewCommentSource](#) objects

Array Members: Minimum number of 0 items. Maximum number of 1 item.

Required: No

### CreateTime

The date and time that a reviewer entered a response to a document review request.

Type: Timestamp

Required: No

### Reviewer

The user in your organization assigned to review a document request.

Type: String

Length Constraints: Maximum length of 50.

Pattern: `^[a-zA-Z0-9_\-\.]{1,128}$`

Required: No

### ReviewStatus

The current review status of a new custom SSM document created by a member of your organization, or of the latest version of an existing SSM document.

Only one version of a document can be in the APPROVED state at a time. When a new version is approved, the status of the previous version changes to REJECTED.

Only one version of a document can be in review, or PENDING, at a time.

Type: String

Valid Values: APPROVED | NOT\_REVIEWED | PENDING | REJECTED

Required: No

## UpdatedTime

The date and time that a reviewer last updated a response to a document review request.

Type: Timestamp

Required: No

## See Also

For more information about using this API in one of the language-specific AWS SDKs, see the following:

- [AWS SDK for C++](#)
- [AWS SDK for Java V2](#)
- [AWS SDK for Ruby V3](#)

# DocumentReviews

Information about a document approval review.

## Contents

### Action

The action to take on a document approval review request.

Type: String

Valid Values: `SendForReview` | `UpdateReview` | `Approve` | `Reject`

Required: Yes

### Comment

A comment entered by a user in your organization about the document review request.

Type: Array of [DocumentReviewCommentSource](#) objects

Array Members: Minimum number of 0 items. Maximum number of 1 item.

Required: No

## See Also

For more information about using this API in one of the language-specific AWS SDKs, see the following:

- [AWS SDK for C++](#)
- [AWS SDK for Java V2](#)
- [AWS SDK for Ruby V3](#)



# DocumentVersionInfo

Version information about the document.

## Contents

### CreatedDate

The date the document was created.

Type: Timestamp

Required: No

### DisplayName

The friendly name of the SSM document. This value can differ for each version of the document. If you want to update this value, see [UpdateDocument](#).

Type: String

Length Constraints: Maximum length of 1024.

Pattern: `^[\\w\\.\\-\\:\\/ ]*$`

Required: No

### DocumentFormat

The document format, either JSON or YAML.

Type: String

Valid Values: `YAML | JSON | TEXT`

Required: No

### DocumentVersion

The document version.

Type: String

Pattern: `([ $\$$ ]LATEST|[ $\$$ ]DEFAULT|^[1-9][0-9]* $\$$ )`

Required: No

### **IsDefaultVersion**

An identifier for the default version of the document.

Type: Boolean

Required: No

### **Name**

The document name.

Type: String

Pattern: `^[a-zA-Z0-9_\-\.\-]{3,128}$`

Required: No

### **ReviewStatus**

The current status of the approval review for the latest version of the document.

Type: String

Valid Values: APPROVED | NOT\_REVIEWED | PENDING | REJECTED

Required: No

### **Status**

The status of the SSM document, such as Creating, Active, Failed, and Deleting.

Type: String

Valid Values: Creating | Active | Updating | Deleting | Failed

Required: No

### **StatusInformation**

A message returned by AWS Systems Manager that explains the Status value. For example, a Failed status might be explained by the StatusInformation message, "The specified S3 bucket doesn't exist. Verify that the URL of the S3 bucket is correct."

Type: String

Required: No

## VersionName

The version of the artifact associated with the document. For example, 12.6. This value is unique across all versions of a document, and can't be changed.

Type: String

Pattern: `^[a-zA-Z0-9_\-\.\-]{1,128}$`

Required: No

## See Also

For more information about using this API in one of the language-specific AWS SDKs, see the following:

- [AWS SDK for C++](#)
- [AWS SDK for Java V2](#)
- [AWS SDK for Ruby V3](#)

# EffectivePatch

The `EffectivePatch` structure defines metadata about a patch along with the approval state of the patch in a particular patch baseline. The approval state includes information about whether the patch is currently approved, due to be approved by a rule, explicitly approved, or explicitly rejected and the date the patch was or will be approved.

## Contents

### Patch

Provides metadata for a patch, including information such as the KB ID, severity, classification and a URL for where more information can be obtained about the patch.

Type: [Patch](#) object

Required: No

### PatchStatus

The status of the patch in a patch baseline. This includes information about whether the patch is currently approved, due to be approved by a rule, explicitly approved, or explicitly rejected and the date the patch was or will be approved.

Type: [PatchStatus](#) object

Required: No

## See Also

For more information about using this API in one of the language-specific AWS SDKs, see the following:

- [AWS SDK for C++](#)
- [AWS SDK for Java V2](#)
- [AWS SDK for Ruby V3](#)

# FailedCreateAssociation

Describes a failed association.

## Contents

### Entry

The association.

Type: [CreateAssociationBatchRequestEntry](#) object

Required: No

### Fault

The source of the failure.

Type: String

Valid Values: `Client` | `Server` | `Unknown`

Required: No

### Message

A description of the failure.

Type: String

Required: No

## See Also

For more information about using this API in one of the language-specific AWS SDKs, see the following:

- [AWS SDK for C++](#)
- [AWS SDK for Java V2](#)
- [AWS SDK for Ruby V3](#)

# FailureDetails

Information about an Automation failure.

## Contents

### Details

Detailed information about the Automation step failure.

Type: String to array of strings map

Map Entries: Maximum number of 200 items.

Key Length Constraints: Minimum length of 1. Maximum length of 50.

Array Members: Minimum number of 0 items. Maximum number of 50 items.

Length Constraints: Minimum length of 1. Maximum length of 512.

Required: No

### FailureStage

The stage of the Automation execution when the failure occurred. The stages include the following: InputValidation, PreVerification, Invocation, PostVerification.

Type: String

Required: No

### FailureType

The type of Automation failure. Failure types include the following: Action, Permission, Throttling, Verification, Internal.

Type: String

Required: No

## See Also

For more information about using this API in one of the language-specific AWS SDKs, see the following:

- [AWS SDK for C++](#)
- [AWS SDK for Java V2](#)
- [AWS SDK for Ruby V3](#)

# GetResourcePoliciesResponseEntry

A resource policy helps you to define the IAM entity (for example, an AWS account) that can manage your Systems Manager resources. Currently, `OpsItemGroup` is the only resource that supports Systems Manager resource policies. The resource policy for `OpsItemGroup` enables AWS accounts to view and interact with OpsCenter operational work items (`OpsItems`).

## Contents

### Policy

A resource policy helps you to define the IAM entity (for example, an AWS account) that can manage your Systems Manager resources. Currently, `OpsItemGroup` is the only resource that supports Systems Manager resource policies. The resource policy for `OpsItemGroup` enables AWS accounts to view and interact with OpsCenter operational work items (`OpsItems`).

Type: String

Pattern: `^(?!\\s*$).+`

Required: No

### PolicyHash

ID of the current policy version. The hash helps to prevent a situation where multiple users attempt to overwrite a policy. You must provide this hash when updating or deleting a policy.

Type: String

Required: No

### PolicyId

A policy ID.

Type: String

Required: No

## See Also

For more information about using this API in one of the language-specific AWS SDKs, see the following:



- [AWS SDK for C++](#)
- [AWS SDK for Java V2](#)
- [AWS SDK for Ruby V3](#)

# InstanceAggregatedAssociationOverview

Status information about the aggregated associations.

## Contents

### DetailedStatus

Detailed status information about the aggregated associations.

Type: String

Required: No

### InstanceAssociationStatusAggregatedCount

The number of associations for the managed nodes.

Type: String to integer map

Required: No

## See Also

For more information about using this API in one of the language-specific AWS SDKs, see the following:

- [AWS SDK for C++](#)
- [AWS SDK for Java V2](#)
- [AWS SDK for Ruby V3](#)

# InstanceAssociation

One or more association documents on the managed node.

## Contents

### AssociationId

The association ID.

Type: String

Pattern: `[0-9a-fA-F]{8}-[0-9a-fA-F]{4}-[0-9a-fA-F]{4}-[0-9a-fA-F]{4}-[0-9a-fA-F]{12}`

Required: No

### AssociationVersion

Version information for the association on the managed node.

Type: String

Pattern: `([ $\$$ ]LATEST)|([1-9][0-9]*)`

Required: No

### Content

The content of the association document for the managed nodes.

Type: String

Length Constraints: Minimum length of 1.

Required: No

### InstanceId

The managed node ID.

Type: String

Pattern: `(^i-(\w{8}|\w{17}))$)|(^\mi-\w{17}$)`

Required: No

## See Also

For more information about using this API in one of the language-specific AWS SDKs, see the following:

- [AWS SDK for C++](#)
- [AWS SDK for Java V2](#)
- [AWS SDK for Ruby V3](#)

# InstanceAssociationOutputLocation

An S3 bucket where you want to store the results of this request.

For the minimal permissions required to enable Amazon S3 output for an association, see [Create an association \(console\)](#) in the *Systems Manager User Guide*.

## Contents

### S3Location

An S3 bucket where you want to store the results of this request.

Type: [S3OutputLocation](#) object

Required: No

## See Also

For more information about using this API in one of the language-specific AWS SDKs, see the following:

- [AWS SDK for C++](#)
- [AWS SDK for Java V2](#)
- [AWS SDK for Ruby V3](#)

# InstanceAssociationOutputUrl

The URL of S3 bucket where you want to store the results of this request.

## Contents

### S3OutputUrl

The URL of S3 bucket where you want to store the results of this request.

Type: [S3OutputUrl](#) object

Required: No

## See Also

For more information about using this API in one of the language-specific AWS SDKs, see the following:

- [AWS SDK for C++](#)
- [AWS SDK for Java V2](#)
- [AWS SDK for Ruby V3](#)

# InstanceAssociationStatusInfo

Status information about the association.

## Contents

### AssociationId

The association ID.

Type: String

Pattern: `[0-9a-fA-F]{8}-[0-9a-fA-F]{4}-[0-9a-fA-F]{4}-[0-9a-fA-F]{4}-[0-9a-fA-F]{12}`

Required: No

### AssociationName

The name of the association applied to the managed node.

Type: String

Pattern: `^[a-zA-Z0-9_\-\.]{3,128}$`

Required: No

### AssociationVersion

The version of the association applied to the managed node.

Type: String

Pattern: `([LATEST])|([1-9][0-9]*)`

Required: No

### DetailedStatus

Detailed status information about the association.

Type: String

Required: No

## DocumentVersion

The association document versions.

Type: String

Pattern: (`[$]LATEST|[$]DEFAULT|^[1-9][0-9]*$`)

Required: No

## ErrorCode

An error code returned by the request to create the association.

Type: String

Length Constraints: Maximum length of 10.

Required: No

## ExecutionDate

The date the association ran.

Type: Timestamp

Required: No

## ExecutionSummary

Summary information about association execution.

Type: String

Length Constraints: Minimum length of 1. Maximum length of 512.

Required: No

## InstanceId

The managed node ID where the association was created.

Type: String

Pattern: (`^i-(\w{8}|\w{17})$`)|(`^mi-\w{17}$`)

Required: No



## Name

The name of the association.

Type: String

Pattern: `^[a-zA-Z0-9_\-.:/]{3,128}$`

Required: No

## OutputUrl

A URL for an S3 bucket where you want to store the results of this request.

Type: [InstanceAssociationOutputUrl](#) object

Required: No

## Status

Status information about the association.

Type: String

Required: No

## See Also

For more information about using this API in one of the language-specific AWS SDKs, see the following:

- [AWS SDK for C++](#)
- [AWS SDK for Java V2](#)
- [AWS SDK for Ruby V3](#)

# InstanceInformation

Describes a filter for a specific list of managed nodes.

## Contents

### ActivationId

The activation ID created by AWS Systems Manager when the server or virtual machine (VM) was registered.

Type: String

Pattern: `^[0-9a-f]{8}-[0-9a-f]{4}-[0-9a-f]{4}-[0-9a-f]{4}-[0-9a-f]{12}$`

Required: No

### AgentVersion

The version of SSM Agent running on your Linux managed node.

Type: String

Pattern: `^[0-9]{1,6}(\.[0-9]{1,6}){2,3}$`

Required: No

### AssociationOverview

Information about the association.

Type: [InstanceAggregatedAssociationOverview](#) object

Required: No

### AssociationStatus

The status of the association.

Type: String

Required: No

### ComputerName

The fully qualified host name of the managed node.

Type: String

Length Constraints: Minimum length of 1. Maximum length of 255.

Required: No

### **IamRole**

The role assigned to an Amazon EC2 instance configured with a Systems Manager Quick Setup host management configuration or the role assigned to an on-premises managed node.

This call doesn't return the IAM role for *unmanaged* Amazon EC2 instances (instances not configured for Systems Manager). To retrieve the role for an unmanaged instance, use the Amazon EC2 DescribeInstances operation. For information, see [DescribeInstances](#) in the *Amazon EC2 API Reference* or [describe-instances](#) in the *AWS CLI Command Reference*.

Type: String

Length Constraints: Maximum length of 64.

Required: No

### **InstanceId**

The managed node ID.

Type: String

Pattern: (^i-(\w{8}|\w{17})\$)|(^mi-\w{17}\$)

Required: No

### **IPAddress**

The IP address of the managed node.

Type: String

Length Constraints: Minimum length of 1. Maximum length of 46.

Required: No

### **IsLatestVersion**

Indicates whether the latest version of SSM Agent is running on your Linux managed node. This field doesn't indicate whether or not the latest version is installed on Windows managed nodes,

because some older versions of Windows Server use the EC2Config service to process Systems Manager requests.

Type: Boolean

Required: No

### **LastAssociationExecutionDate**

The date the association was last run.

Type: Timestamp

Required: No

### **LastPingDateTime**

The date and time when the agent last pinged the Systems Manager service.

Type: Timestamp

Required: No

### **LastSuccessfulAssociationExecutionDate**

The last date the association was successfully run.

Type: Timestamp

Required: No

### **Name**

The name assigned to an on-premises server, edge device, or virtual machine (VM) when it is activated as a Systems Manager managed node. The name is specified as the `DefaultInstanceName` property using the [CreateActivation](#) command. It is applied to the managed node by specifying the Activation Code and Activation ID when you install SSM Agent on the node, as explained in [How to install SSM Agent on hybrid Linux nodes](#) and [How to install SSM Agent on hybrid Windows Server nodes](#). To retrieve the Name tag of an EC2 instance, use the Amazon EC2 `DescribeInstances` operation. For information, see [DescribeInstances](#) in the *Amazon EC2 API Reference* or [describe-instances](#) in the *AWS CLI Command Reference*.

Type: String

Required: No

## PingStatus

Connection status of SSM Agent.

### Note

The status `Inactive` has been deprecated and is no longer in use.

Type: String

Valid Values: `Online` | `ConnectionLost` | `Inactive`

Required: No

## PlatformName

The name of the operating system platform running on your managed node.

Type: String

Required: No

## PlatformType

The operating system platform type.

Type: String

Valid Values: `Windows` | `Linux` | `MacOS`

Required: No

## PlatformVersion

The version of the OS platform running on your managed node.

Type: String

Required: No

## RegistrationDate

The date the server or VM was registered with AWS as a managed node.

Type: Timestamp

Required: No

### ResourceType

The type of instance. Instances are either EC2 instances or managed instances.

Type: String

Valid Values: ManagedInstance | EC2Instance

Required: No

### SourceId

The ID of the source resource. For AWS IoT Greengrass devices, SourceId is the Thing name.

Type: String

Length Constraints: Minimum length of 0. Maximum length of 128.

Pattern: `^[a-zA-Z0-9:_-]*$`

Required: No

### SourceType

The type of the source resource. For AWS IoT Greengrass devices, SourceType is `AWS::IoT::Thing`.

Type: String

Valid Values: `AWS::EC2::Instance` | `AWS::IoT::Thing` | `AWS::SSM::ManagedInstance`

Required: No

## See Also

For more information about using this API in one of the language-specific AWS SDKs, see the following:

- [AWS SDK for C++](#)
- [AWS SDK for Java V2](#)

- [AWS SDK for Ruby V3](#)

# InstanceInformationFilter

Describes a filter for a specific list of managed nodes. You can filter node information by using tags. You specify tags by using a key-value mapping.

Use this operation instead of the [DescribeInstanceInformation:InstanceInformationFilterList](#) method. The InstanceInformationFilterList method is a legacy method and doesn't support tags.

## Contents

### key

The name of the filter.

Type: String

Valid Values: InstanceIds | AgentVersion | PingStatus | PlatformTypes | ActivationIds | IamRole | ResourceType | AssociationStatus

Required: Yes

### valueSet

The filter values.

Type: Array of strings

Array Members: Minimum number of 1 item. Maximum number of 100 items.

Length Constraints: Minimum length of 1.

Required: Yes

## See Also

For more information about using this API in one of the language-specific AWS SDKs, see the following:

- [AWS SDK for C++](#)
- [AWS SDK for Java V2](#)



- [AWS SDK for Ruby V3](#)

# InstanceInformationStringFilter

The filters to describe or get information about your managed nodes.

## Contents

### Key

The filter key name to describe your managed nodes.

Valid filter key values: `ActivationIds` | `AgentVersion` | `AssociationStatus` | `IamRole` | `InstanceIds` | `PingStatus` | `PlatformTypes` | `ResourceType` | `SourceIds` | `SourceTypes` | `"tag-key"` | `"tag:{keyname}"`

- Valid values for the `AssociationStatus` filter key: `Success` | `Pending` | `Failed`
- Valid values for the `PingStatus` filter key: `Online` | `ConnectionLost` | `Inactive` (deprecated)
- Valid values for the `PlatformType` filter key: `Windows` | `Linux` | `MacOS`
- Valid values for the `ResourceType` filter key: `EC2Instance` | `ManagedInstance`
- Valid values for the `SourceType` filter key: `AWS::EC2::Instance` | `AWS::SSM::ManagedInstance` | `AWS::IoT::Thing`
- Valid tag examples: `Key=tag-key,Values=Purpose` | `Key=tag:Purpose,Values=Test`.

Type: String

Length Constraints: Minimum length of 1.

Required: Yes

### Values

The filter values.

Type: Array of strings

Array Members: Minimum number of 1 item. Maximum number of 100 items.

Length Constraints: Minimum length of 1.

Required: Yes

## See Also

For more information about using this API in one of the language-specific AWS SDKs, see the following:

- [AWS SDK for C++](#)
- [AWS SDK for Java V2](#)
- [AWS SDK for Ruby V3](#)

# InstancePatchState

Defines the high-level patch compliance state for a managed node, providing information about the number of installed, missing, not applicable, and failed patches along with metadata about the operation when this information was gathered for the managed node.

## Contents

### BaselineId

The ID of the patch baseline used to patch the managed node.

Type: String

Length Constraints: Minimum length of 20. Maximum length of 128.

Pattern: `^[a-zA-Z0-9_\-:\/]{20,128}$`

Required: Yes

### InstanceId

The ID of the managed node the high-level patch compliance information was collected for.

Type: String

Pattern: `(^i-(\w{8}|\w{17}))$|^mi-\w{17}$`

Required: Yes

### Operation

The type of patching operation that was performed: or

- SCAN assesses the patch compliance state.
- INSTALL installs missing patches.

Type: String

Valid Values: Scan | Install

Required: Yes

### OperationEndTime

The time the most recent patching operation completed on the managed node.

Type: Timestamp

Required: Yes

### **OperationStartTime**

The time the most recent patching operation was started on the managed node.

Type: Timestamp

Required: Yes

### **PatchGroup**

The name of the patch group the managed node belongs to.

Type: String

Length Constraints: Minimum length of 1. Maximum length of 256.

Pattern: `^([\p{L}\p{Z}\p{N}_ . :/=+\-@]* )$`

Required: Yes

### **CriticalNonCompliantCount**

The number of patches per node that are specified as `Critical` for compliance reporting in the patch baseline aren't installed. These patches might be missing, have failed installation, were rejected, or were installed but awaiting a required managed node reboot. The status of these managed nodes is `NON_COMPLIANT`.

Type: Integer

Required: No

### **FailedCount**

The number of patches from the patch baseline that were attempted to be installed during the last patching operation, but failed to install.

Type: Integer

Required: No

### **InstalledCount**

The number of patches from the patch baseline that are installed on the managed node.

Type: Integer

Required: No

### **InstalledOtherCount**

The number of patches not specified in the patch baseline that are installed on the managed node.

Type: Integer

Required: No

### **InstalledPendingRebootCount**


The number of patches installed by Patch Manager since the last time the managed node was rebooted.

Type: Integer

Required: No

### **InstalledRejectedCount**

The number of patches installed on a managed node that are specified in a `RejectedPatches` list. Patches with a status of `InstalledRejected` were typically installed before they were added to a `RejectedPatches` list.

 **Note**

If `ALLOW_AS_DEPENDENCY` is the specified option for `RejectedPatchesAction`, the value of `InstalledRejectedCount` will always be 0 (zero).

Type: Integer

Required: No

### **InstallOverrideList**

An `https` URL or an Amazon Simple Storage Service (Amazon S3) path-style URL to a list of patches to be installed. This patch installation list, which you maintain in an S3 bucket in YAML format and specify in the SSM document `AWS-RunPatchBaseline`, overrides the patches specified by the default patch baseline.

For more information about the `InstallOverrideList` parameter, see [SSM Command document for patching: AWS-RunPatchBaseline](#) in the *AWS Systems Manager User Guide*.

Type: String

Length Constraints: Minimum length of 1. Maximum length of 256.

Pattern: `^https://.+|^s3://([^\s/]+)/(. *?([^\s/]+))$`

Required: No

### **LastNoRebootInstallOperationTime**

The time of the last attempt to patch the managed node with `NoReboot` specified as the reboot option.

Type: Timestamp

Required: No

### **MissingCount**

The number of patches from the patch baseline that are applicable for the managed node but aren't currently installed.

Type: Integer

Required: No

### **NotApplicableCount**

The number of patches from the patch baseline that aren't applicable for the managed node and therefore aren't installed on the node. This number may be truncated if the list of patch names is very large. The number of patches beyond this limit are reported in `UnreportedNotApplicableCount`.

Type: Integer

Required: No

### **OtherNonCompliantCount**

The number of patches per node that are specified as other than `Critical` or `Security` but aren't compliant with the patch baseline. The status of these managed nodes is `NON_COMPLIANT`.

Type: Integer

Required: No

### OwnerInformation

Placeholder information. This field will always be empty in the current release of the service.

Type: String

Length Constraints: Minimum length of 1. Maximum length of 128.

Required: No

### RebootOption

Indicates the reboot option specified in the patch baseline.

#### Note

Reboot options apply to `Install` operations only. Reboots aren't attempted for Patch Manager Scan operations.

- `RebootIfNeeded`: Patch Manager tries to reboot the managed node if it installed any patches, or if any patches are detected with a status of `InstalledPendingReboot`.
- `NoReboot`: Patch Manager attempts to install missing packages without trying to reboot the system. Patches installed with this option are assigned a status of `InstalledPendingReboot`. These patches might not be in effect until a reboot is performed.

Type: String

Valid Values: `RebootIfNeeded` | `NoReboot`

Required: No

### SecurityNonCompliantCount

The number of patches per node that are specified as `Security` in a patch advisory aren't installed. These patches might be missing, have failed installation, were rejected, or were installed but awaiting a required managed node reboot. The status of these managed nodes is `NON_COMPLIANT`.



Type: Integer

Required: No

### **SnapshotId**

The ID of the patch baseline snapshot used during the patching operation when this compliance data was collected.

Type: String

Length Constraints: Fixed length of 36.

Pattern: `^[0-9a-fA-F]{8}-[0-9a-fA-F]{4}-[0-9a-fA-F]{4}-[0-9a-fA-F]{4}-[0-9a-fA-F]{12}$`

Required: No

### **UnreportedNotApplicableCount**

The number of patches beyond the supported limit of `NotApplicableCount` that aren't reported by name to Inventory. Inventory is a capability of AWS Systems Manager.

Type: Integer

Required: No

## **See Also**

For more information about using this API in one of the language-specific AWS SDKs, see the following:

- [AWS SDK for C++](#)
- [AWS SDK for Java V2](#)
- [AWS SDK for Ruby V3](#)

# InstancePatchStateFilter

Defines a filter used in [DescribeInstancePatchStatesForPatchGroup](#) to scope down the information returned by the API.

**Example:** To filter for all managed nodes in a patch group having more than three patches with a FailedCount status, use the following for the filter:

- Value for Key: FailedCount
- Value for Type: GreaterThan
- Value for Values: 3

## Contents

### Key

The key for the filter. Supported values include the following:

- InstalledCount
- InstalledOtherCount
- InstalledPendingRebootCount
- InstalledRejectedCount
- MissingCount
- FailedCount
- UnreportedNotApplicableCount
- NotApplicableCount

Type: String

Length Constraints: Minimum length of 1. Maximum length of 200.

Required: Yes

### Type

The type of comparison that should be performed for the value.

Type: String

Valid Values: Equal | NotEqual | LessThan | GreaterThan

Required: Yes

## Values

The value for the filter. Must be an integer greater than or equal to 0.

Type: Array of strings

Array Members: Fixed number of 1 item.

Required: Yes

## See Also

For more information about using this API in one of the language-specific AWS SDKs, see the following:

- [AWS SDK for C++](#)
- [AWS SDK for Java V2](#)
- [AWS SDK for Ruby V3](#)

# InstanceProperty

An object containing various properties of a managed node.

## Contents

### ActivationId

The activation ID created by Systems Manager when the server or virtual machine (VM) was registered

Type: String

Pattern: `^[0-9a-f]{8}-[0-9a-f]{4}-[0-9a-f]{4}-[0-9a-f]{4}-[0-9a-f]{12}$`

Required: No

### AgentVersion

The version of SSM Agent running on your managed node.

Type: String

Pattern: `^[0-9]{1,6}(\.[0-9]{1,6}){2,3}$`

Required: No

### Architecture

The CPU architecture of the node. For example, x86\_64.

Type: String

Length Constraints: Maximum length of 120.

Required: No

### AssociationOverview

Status information about the aggregated associations.

Type: [InstanceAggregatedAssociationOverview](#) object

Required: No

## AssociationStatus

The status of the State Manager association applied to the managed node.

Type: String

Required: No

## ComputerName

The fully qualified host name of the managed node.

Type: String

Length Constraints: Minimum length of 1. Maximum length of 255.

Required: No

## IamRole

The IAM role used in the hybrid activation to register the node with Systems Manager.

Type: String

Length Constraints: Maximum length of 64.

Required: No

## InstanceId

The ID of the managed node.

Type: String

Pattern: `(^i-(\w{8}|\w{17}))$|^mi-\w{17}$`

Required: No

## InstanceRole

The instance profile attached to the node. If an instance profile isn't attached to the node, this value is blank.

Type: String

Length Constraints: Maximum length of 120.

Required: No

### **InstanceState**

The current state of the node.

Type: String

Length Constraints: Maximum length of 120.

Required: No

### **InstanceType**

The instance type of the managed node. For example, t3.large.

Type: String

Length Constraints: Maximum length of 120.

Required: No

### **IPAddress**

The public IPv4 address assigned to the node. If a public IPv4 address isn't assigned to the node, this value is blank.

Type: String

Length Constraints: Minimum length of 1. Maximum length of 46.

Required: No

### **KeyName**

The name of the key pair associated with the node. If a key pair isn't associated with the node, this value is blank.

Type: String

Length Constraints: Maximum length of 255.

Required: No

### **LastAssociationExecutionDate**

The date the association was last run.

Type: Timestamp

Required: No

### **LastPingDateTime**

The date and time when the SSM Agent last pinged the Systems Manager service.

Type: Timestamp

Required: No

### **LastSuccessfulAssociationExecutionDate**

The last date the association was successfully run.

Type: Timestamp

Required: No

### **LaunchTime**

The timestamp for when the node was launched.

Type: Timestamp

Required: No

### **Name**

The value of the EC2 Name tag associated with the node. If a Name tag hasn't been applied to the node, this value is blank.

Type: String

Length Constraints: Maximum length of 255.

Required: No

### **PingStatus**

Connection status of the SSM Agent on the managed node.

Type: String

Valid Values: `Online` | `ConnectionLost` | `Inactive`

Required: No

### **PlatformName**

The name of the operating system platform running on your managed node.

Type: String

Length Constraints: Maximum length of 120.

Required: No

### **PlatformType**

The operating system platform type of the managed node. For example, Windows.

Type: String

Valid Values: Windows | Linux | MacOS

Required: No

### **PlatformVersion**

The version of the OS platform running on your managed node.

Type: String

Length Constraints: Maximum length of 120.

Required: No

### **RegistrationDate**

The date the node was registered with Systems Manager.

Type: Timestamp

Required: No

### **ResourceType**

The type of managed node.

Type: String

Required: No



## SourceId

The ID of the source resource.

Type: String

Length Constraints: Minimum length of 0. Maximum length of 128.

Pattern: `^[a-zA-Z0-9:_-]*$`

Required: No

## SourceType

The type of the source resource.

Type: String

Valid Values: `AWS::EC2::Instance` | `AWS::IoT::Thing` | `AWS::SSM::ManagedInstance`

Required: No

## See Also

For more information about using this API in one of the language-specific AWS SDKs, see the following:

- [AWS SDK for C++](#)
- [AWS SDK for Java V2](#)
- [AWS SDK for Ruby V3](#)

# InstancePropertyFilter

Describes a filter for a specific list of managed nodes. You can filter node information by using tags. You specify tags by using a key-value mapping.

## Contents

### key

The name of the filter.

Type: String

Valid Values: InstanceIds | AgentVersion | PingStatus | PlatformTypes  
| DocumentName | ActivationIds | IamRole | ResourceType |  
AssociationStatus

Required: Yes

### valueSet

The filter values.

Type: Array of strings

Array Members: Minimum number of 1 item. Maximum number of 40 items.

Length Constraints: Minimum length of 1. Maximum length of 100000.

Pattern: `^\.{1,100000}$`

Required: Yes

## See Also

For more information about using this API in one of the language-specific AWS SDKs, see the following:

- [AWS SDK for C++](#)
- [AWS SDK for Java V2](#)
- [AWS SDK for Ruby V3](#)



# InstancePropertyStringFilter

The filters to describe or get information about your managed nodes.

## Contents

### Key

The filter key name to describe your managed nodes.

Type: String

Length Constraints: Minimum length of 1. Maximum length of 100000.

Pattern: `^\.{1,100000}$`

Required: Yes

### Values

The filter key name to describe your managed nodes.

Type: Array of strings

Array Members: Minimum number of 1 item. Maximum number of 40 items.

Length Constraints: Minimum length of 1. Maximum length of 100000.

Pattern: `^\.{1,100000}$`

Required: Yes

### Operator

The operator used by the filter call.

Type: String

Valid Values: `Equal` | `NotEqual` | `BeginWith` | `LessThan` | `GreaterThan`

Required: No

## See Also

For more information about using this API in one of the language-specific AWS SDKs, see the following:

- [AWS SDK for C++](#)
- [AWS SDK for Java V2](#)
- [AWS SDK for Ruby V3](#)

# InventoryAggregator

Specifies the inventory type and attribute for the aggregation execution.

## Contents

### Aggregators

Nested aggregators to further refine aggregation for an inventory type.

Type: Array of [InventoryAggregator](#) objects

Array Members: Minimum number of 1 item. Maximum number of 10 items.

Required: No

### Expression

The inventory type and attribute name for aggregation.

Type: String

Length Constraints: Minimum length of 1. Maximum length of 1000.

Required: No

### Groups

A user-defined set of one or more filters on which to aggregate inventory data. Groups return a count of resources that match and don't match the specified criteria.

Type: Array of [InventoryGroup](#) objects

Array Members: Minimum number of 1 item. Maximum number of 15 items.

Required: No

## See Also

For more information about using this API in one of the language-specific AWS SDKs, see the following:

- [AWS SDK for C++](#)

- [AWS SDK for Java V2](#)
- [AWS SDK for Ruby V3](#)

# InventoryDeletionStatusItem

Status information returned by the `DeleteInventory` operation.

## Contents

### DeletionId

The deletion ID returned by the `DeleteInventory` operation.

Type: String

Pattern: `[a-f0-9]{8}-[a-f0-9]{4}-[a-f0-9]{4}-[a-f0-9]{4}-[a-f0-9]{12}`

Required: No

### DeletionStartTime

The UTC timestamp when the delete operation started.

Type: Timestamp

Required: No

### DeletionSummary

Information about the delete operation. For more information about this summary, see [Understanding the delete inventory summary](#) in the *AWS Systems Manager User Guide*.

Type: [InventoryDeletionSummary](#) object

Required: No

### LastStatus

The status of the operation. Possible values are `InProgress` and `Complete`.

Type: String

Valid Values: `InProgress` | `Complete`

Required: No

### LastStatusMessage

Information about the status.



Type: String

Required: No

### **LastStatusUpdateTime**

The UTC timestamp of when the last status report.

Type: Timestamp

Required: No

### **TypeName**

The name of the inventory data type.

Type: String

Length Constraints: Minimum length of 1. Maximum length of 100.

Pattern: `^(AWS|Custom):.*$`

Required: No

## **See Also**

For more information about using this API in one of the language-specific AWS SDKs, see the following:

- [AWS SDK for C++](#)
- [AWS SDK for Java V2](#)
- [AWS SDK for Ruby V3](#)

# InventoryDeletionSummary

Information about the delete operation.

## Contents

### RemainingCount

Remaining number of items to delete.

Type: Integer

Required: No

### SummaryItems

A list of counts and versions for deleted items.

Type: Array of [InventoryDeletionSummaryItem](#) objects

Required: No

### TotalCount

The total number of items to delete. This count doesn't change during the delete operation.

Type: Integer

Required: No

## See Also

For more information about using this API in one of the language-specific AWS SDKs, see the following:

- [AWS SDK for C++](#)
- [AWS SDK for Java V2](#)
- [AWS SDK for Ruby V3](#)

# InventoryDeletionSummaryItem

Either a count, remaining count, or a version number in a delete inventory summary.

## Contents

### Count

A count of the number of deleted items.

Type: Integer

Required: No

### RemainingCount

The remaining number of items to delete.

Type: Integer

Required: No

### Version

The inventory type version.

Type: String

Pattern: `^([0-9]{1,6})(\.[0-9]{1,6})$`

Required: No

## See Also

For more information about using this API in one of the language-specific AWS SDKs, see the following:

- [AWS SDK for C++](#)
- [AWS SDK for Java V2](#)
- [AWS SDK for Ruby V3](#)

# InventoryFilter

One or more filters. Use a filter to return a more specific list of results.

## Contents

### Key

The name of the filter key.

Type: String

Length Constraints: Minimum length of 1. Maximum length of 200.

Required: Yes

### Values

Inventory filter values. Example: inventory filter where managed node IDs are specified as values `Key=AWS:InstanceInformation.InstanceId,Values= i-a12b3c4d5e6g, i-1a2b3c4d5e6,Type=Equal`.

Type: Array of strings

Array Members: Minimum number of 1 item. Maximum number of 40 items.

Required: Yes

### Type

The type of filter.

#### Note

The `Exists` filter must be used with aggregators. For more information, see [Aggregating inventory data](#) in the *AWS Systems Manager User Guide*.

Type: String

Valid Values: `Equal` | `NotEqual` | `BeginWith` | `LessThan` | `GreaterThan` | `Exists`

Required: No

## See Also

For more information about using this API in one of the language-specific AWS SDKs, see the following:

- [AWS SDK for C++](#)
- [AWS SDK for Java V2](#)
- [AWS SDK for Ruby V3](#)

# InventoryGroup

A user-defined set of one or more filters on which to aggregate inventory data. Groups return a count of resources that match and don't match the specified criteria.

## Contents

### Filters

Filters define the criteria for the group. The `matchingCount` field displays the number of resources that match the criteria. The `notMatchingCount` field displays the number of resources that don't match the criteria.

Type: Array of [InventoryFilter](#) objects

Array Members: Minimum number of 1 item. Maximum number of 5 items.

Required: Yes

### Name

The name of the group.

Type: String

Length Constraints: Minimum length of 1. Maximum length of 200.

Required: Yes

## See Also

For more information about using this API in one of the language-specific AWS SDKs, see the following:

- [AWS SDK for C++](#)
- [AWS SDK for Java V2](#)
- [AWS SDK for Ruby V3](#)

# InventoryItem

Information collected from managed nodes based on your inventory policy document

## Contents

### CaptureTime

The time the inventory information was collected.

Type: String

Pattern: `^(20)[0-9][0-9]-(0[1-9]|1[012])-([12][0-9]|3[01]|0[1-9])(T)(2[0-3]|0[0-1][0-9])(:[0-5][0-9])(:[0-5][0-9])(Z)$`

Required: Yes

### SchemaVersion

The schema version for the inventory item.

Type: String

Pattern: `^([0-9]{1,6})(\.[0-9]{1,6})$`

Required: Yes

### TypeName

The name of the inventory type. Default inventory item type names start with `AWS`. Custom inventory type names will start with `Custom`. Default inventory item types include the following: `AWS:AWSComponent`, `AWS:Application`, `AWS:InstanceInformation`, `AWS:Network`, and `AWS:WindowsUpdate`.

Type: String

Length Constraints: Minimum length of 1. Maximum length of 100.

Pattern: `^(AWS|Custom):.*$`

Required: Yes

### Content

The inventory data of the inventory type.

Type: Array of string to string maps

Array Members: Minimum number of 0 items. Maximum number of 10000 items.

Map Entries: Minimum number of 0 items. Maximum number of 50 items.

Key Length Constraints: Minimum length of 1. Maximum length of 64.

Value Length Constraints: Minimum length of 0. Maximum length of 4096.

Required: No

## ContentHash

MD5 hash of the inventory item type contents. The content hash is used to determine whether to update inventory information. The PutInventory API doesn't update the inventory item type contents if the MD5 hash hasn't changed since last update.

Type: String

Length Constraints: Maximum length of 256.

Required: No

## Context

A map of associated properties for a specified inventory type. For example, with this attribute, you can specify the ExecutionId, ExecutionType, ComplianceType properties of the AWS:ComplianceItem type.

Type: String to string map

Map Entries: Minimum number of 0 items. Maximum number of 50 items.

Key Length Constraints: Minimum length of 1. Maximum length of 64.

Value Length Constraints: Minimum length of 0. Maximum length of 4096.

Required: No

## See Also

For more information about using this API in one of the language-specific AWS SDKs, see the following:



- [AWS SDK for C++](#)
- [AWS SDK for Java V2](#)
- [AWS SDK for Ruby V3](#)

# InventoryItemAttribute

Attributes are the entries within the inventory item content. It contains name and value.

## Contents

### Data Type

The data type of the inventory item attribute.

Type: String

Valid Values: `string` | `number`

Required: Yes

### Name

Name of the inventory item attribute.

Type: String

Required: Yes

## See Also

For more information about using this API in one of the language-specific AWS SDKs, see the following:

- [AWS SDK for C++](#)
- [AWS SDK for Java V2](#)
- [AWS SDK for Ruby V3](#)

# InventoryItemSchema

The inventory item schema definition. Users can use this to compose inventory query filters.

## Contents

### Attributes

The schema attributes for inventory. This contains data type and attribute name.

Type: Array of [InventoryItemAttribute](#) objects

Array Members: Minimum number of 1 item. Maximum number of 50 items.

Required: Yes

### TypeName

The name of the inventory type. Default inventory item type names start with AWS. Custom inventory type names will start with Custom. Default inventory item types include the following: `AWS:AWSComponent`, `AWS:Application`, `AWS:InstanceInformation`, `AWS:Network`, and `AWS:WindowsUpdate`.

Type: String

Length Constraints: Minimum length of 1. Maximum length of 100.

Pattern: `^(AWS|Custom):.*$`

Required: Yes

### DisplayName

The alias name of the inventory type. The alias name is used for display purposes.

Type: String

Required: No

### Version

The schema version for the inventory item.

Type: String

Pattern: `^([0-9]{1,6})(\.[0-9]{1,6})$`

Required: No

## See Also

For more information about using this API in one of the language-specific AWS SDKs, see the following:

- [AWS SDK for C++](#)
- [AWS SDK for Java V2](#)
- [AWS SDK for Ruby V3](#)

# InventoryResultEntity

Inventory query results.

## Contents

### Data

The data section in the inventory result entity JSON.

Type: String to [InventoryResultItem](#) object map

Required: No

### Id

ID of the inventory result entity. For example, for managed node inventory the result will be the managed node ID. For EC2 instance inventory, the result will be the instance ID.

Type: String

Required: No

## See Also

For more information about using this API in one of the language-specific AWS SDKs, see the following:

- [AWS SDK for C++](#)
- [AWS SDK for Java V2](#)
- [AWS SDK for Ruby V3](#)

# InventoryResultItem

The inventory result item.

## Contents

### Content

Contains all the inventory data of the item type. Results include attribute names and values.

Type: Array of string to string maps

Array Members: Minimum number of 0 items. Maximum number of 10000 items.

Map Entries: Minimum number of 0 items. Maximum number of 50 items.

Key Length Constraints: Minimum length of 1. Maximum length of 64.

Value Length Constraints: Minimum length of 0. Maximum length of 4096.

Required: Yes

### SchemaVersion

The schema version for the inventory result item/

Type: String

Pattern: `^([0-9]{1,6})(\.[0-9]{1,6})$`

Required: Yes

### TypeName

The name of the inventory result item type.

Type: String

Length Constraints: Minimum length of 1. Maximum length of 100.

Pattern: `^(AWS|Custom):.*$`

Required: Yes

## CaptureTime

The time inventory item data was captured.

Type: String

Pattern: `^(20)[0-9][0-9]-(0[1-9]|1[012])-([12][0-9]|3[01]|0[1-9])(T)(2[0-3]|0[0-1][0-9])(:[0-5][0-9])(:[0-5][0-9])(Z)$`

Required: No

## ContentHash

MD5 hash of the inventory item type contents. The content hash is used to determine whether to update inventory information. The PutInventory API doesn't update the inventory item type contents if the MD5 hash hasn't changed since last update.

Type: String

Length Constraints: Maximum length of 256.

Required: No

## See Also

For more information about using this API in one of the language-specific AWS SDKs, see the following:

- [AWS SDK for C++](#)
- [AWS SDK for Java V2](#)
- [AWS SDK for Ruby V3](#)

# LoggingInfo

Information about an Amazon Simple Storage Service (Amazon S3) bucket to write managed node-level logs to.

## Note

LoggingInfo has been deprecated. To specify an Amazon Simple Storage Service (Amazon S3) bucket to contain logs, instead use the `OutputS3BucketName` and `OutputS3KeyPrefix` options in the `TaskInvocationParameters` structure. For information about how AWS Systems Manager handles these options for the supported maintenance window task types, see [MaintenanceWindowTaskInvocationParameters](#).

## Contents

### S3BucketName

The name of an S3 bucket where execution logs are stored.

Type: String

Length Constraints: Minimum length of 3. Maximum length of 63.

Required: Yes

### S3Region

The AWS Region where the S3 bucket is located.

Type: String

Length Constraints: Minimum length of 3. Maximum length of 20.

Required: Yes

### S3KeyPrefix

(Optional) The S3 bucket subfolder.

Type: String

Length Constraints: Maximum length of 500.



Required: No

## See Also

For more information about using this API in one of the language-specific AWS SDKs, see the following:

- [AWS SDK for C++](#)
- [AWS SDK for Java V2](#)
- [AWS SDK for Ruby V3](#)

# MaintenanceWindowAutomationParameters

The parameters for an AUTOMATION task type.

## Contents

### DocumentVersion

The version of an Automation runbook to use during task execution.

Type: String

Pattern: (`[$]LATEST|[$]DEFAULT|^[1-9][0-9]*$`)

Required: No

### Parameters

The parameters for the AUTOMATION task.

For information about specifying and updating task parameters, see [RegisterTaskWithMaintenanceWindow](#) and [UpdateMaintenanceWindowTask](#).

#### Note

LoggingInfo has been deprecated. To specify an Amazon Simple Storage Service (Amazon S3) bucket to contain logs, instead use the OutputS3BucketName and OutputS3KeyPrefix options in the TaskInvocationParameters structure. For information about how AWS Systems Manager handles these options for the supported maintenance window task types, see [MaintenanceWindowTaskInvocationParameters](#).

TaskParameters has been deprecated. To specify parameters to pass to a task when it runs, instead use the Parameters option in the TaskInvocationParameters structure. For information about how Systems Manager handles these options for the supported maintenance window task types, see [MaintenanceWindowTaskInvocationParameters](#).

For AUTOMATION task types, AWS Systems Manager ignores any values specified for these parameters.

Type: String to array of strings map

Map Entries: Maximum number of 200 items.

Key Length Constraints: Minimum length of 1. Maximum length of 50.

Array Members: Minimum number of 0 items. Maximum number of 50 items.

Length Constraints: Minimum length of 1. Maximum length of 512.

Required: No

## See Also

For more information about using this API in one of the language-specific AWS SDKs, see the following:

- [AWS SDK for C++](#)
- [AWS SDK for Java V2](#)
- [AWS SDK for Ruby V3](#)

# MaintenanceWindowExecution

Describes the information about an execution of a maintenance window.

## Contents

### EndTime

The time the execution finished.

Type: Timestamp

Required: No

### StartTime

The time the execution started.

Type: Timestamp

Required: No

### Status

The status of the execution.

Type: String

Valid Values: PENDING | IN\_PROGRESS | SUCCESS | FAILED | TIMED\_OUT | CANCELLING | CANCELLED | SKIPPED\_OVERLAPPING

Required: No

### StatusDetails

The details explaining the status. Not available for all status values.

Type: String

Length Constraints: Minimum length of 0. Maximum length of 250.

Required: No

### WindowExecutionId

The ID of the maintenance window execution.

Type: String

Length Constraints: Fixed length of 36.

Pattern: `^[0-9a-fA-F]{8}\-[0-9a-fA-F]{4}\-[0-9a-fA-F]{4}\-[0-9a-fA-F]{4}\-[0-9a-fA-F]{12}$`

Required: No

## WindowId

The ID of the maintenance window.

Type: String

Length Constraints: Fixed length of 20.

Pattern: `^mw-[0-9a-f]{17}$`

Required: No

## See Also

For more information about using this API in one of the language-specific AWS SDKs, see the following:

- [AWS SDK for C++](#)
- [AWS SDK for Java V2](#)
- [AWS SDK for Ruby V3](#)

# MaintenanceWindowExecutionTaskIdentity

Information about a task execution performed as part of a maintenance window execution.

## Contents

### AlarmConfiguration

The details for the CloudWatch alarm applied to your maintenance window task.

Type: [AlarmConfiguration](#) object

Required: No

### EndTime

The time the task execution finished.

Type: Timestamp

Required: No

### StartTime

The time the task execution started.

Type: Timestamp

Required: No

### Status

The status of the task execution.

Type: String

Valid Values: PENDING | IN\_PROGRESS | SUCCESS | FAILED | TIMED\_OUT | CANCELLING | CANCELLED | SKIPPED\_OVERLAPPING

Required: No

### StatusDetails

The details explaining the status of the task execution. Not available for all status values.

Type: String

Length Constraints: Minimum length of 0. Maximum length of 250.

Required: No

### **TaskArn**

The Amazon Resource Name (ARN) of the task that ran.

Type: String

Length Constraints: Minimum length of 1. Maximum length of 1600.

Required: No

### **TaskExecutionId**

The ID of the specific task execution in the maintenance window execution.

Type: String

Length Constraints: Fixed length of 36.

Pattern: `^[0-9a-fA-F]{8}\-[0-9a-fA-F]{4}\-[0-9a-fA-F]{4}\-[0-9a-fA-F]{4}\-[0-9a-fA-F]{12}$`

Required: No

### **TaskType**

The type of task that ran.

Type: String

Valid Values: RUN\_COMMAND | AUTOMATION | STEP\_FUNCTIONS | LAMBDA

Required: No

### **TriggeredAlarms**

The CloudWatch alarm that was invoked by the maintenance window task.

Type: Array of [AlarmStateInformation](#) objects

Array Members: Fixed number of 1 item.

Required: No

## WindowExecutionId

The ID of the maintenance window execution that ran the task.

Type: String

Length Constraints: Fixed length of 36.

Pattern: `^[0-9a-fA-F]{8}\-[0-9a-fA-F]{4}\-[0-9a-fA-F]{4}\-[0-9a-fA-F]{4}\-[0-9a-fA-F]{12}$`

Required: No

## See Also

For more information about using this API in one of the language-specific AWS SDKs, see the following:

- [AWS SDK for C++](#)
- [AWS SDK for Java V2](#)
- [AWS SDK for Ruby V3](#)



# MaintenanceWindowExecutionTaskInvocationIdentity

Describes the information about a task invocation for a particular target as part of a task execution performed as part of a maintenance window execution.

## Contents

### EndTime

The time the invocation finished.

Type: Timestamp

Required: No

### ExecutionId

The ID of the action performed in the service that actually handled the task invocation. If the task type is RUN\_COMMAND, this value is the command ID.

Type: String

Required: No

### InvocationId

The ID of the task invocation.

Type: String

Length Constraints: Fixed length of 36.

Pattern: `^[0-9a-fA-F]{8}\-[0-9a-fA-F]{4}\-[0-9a-fA-F]{4}\-[0-9a-fA-F]{4}\-[0-9a-fA-F]{12}$`

Required: No

### OwnerInformation

User-provided value that was specified when the target was registered with the maintenance window. This was also included in any Amazon CloudWatch Events events raised during the task invocation.

Type: String

Length Constraints: Minimum length of 1. Maximum length of 128.

Required: No

### Parameters

The parameters that were provided for the invocation when it was run.

Type: String

Required: No

### StartTime

The time the invocation started.

Type: Timestamp

Required: No

### Status

The status of the task invocation.

Type: String

Valid Values: PENDING | IN\_PROGRESS | SUCCESS | FAILED | TIMED\_OUT | CANCELLING | CANCELLED | SKIPPED\_OVERLAPPING

Required: No

### StatusDetails

The details explaining the status of the task invocation. Not available for all status values.

Type: String

Length Constraints: Minimum length of 0. Maximum length of 250.

Required: No

### TaskExecutionId

The ID of the specific task execution in the maintenance window execution.

Type: String

Length Constraints: Fixed length of 36.

Pattern: `^[0-9a-fA-F]{8}\-[0-9a-fA-F]{4}\-[0-9a-fA-F]{4}\-[0-9a-fA-F]{4}\-[0-9a-fA-F]{12}$`

Required: No

### **TaskType**

The task type.

Type: String

Valid Values: RUN\_COMMAND | AUTOMATION | STEP\_FUNCTIONS | LAMBDA

Required: No

### **WindowExecutionId**

The ID of the maintenance window execution that ran the task.

Type: String

Length Constraints: Fixed length of 36.

Pattern: `^[0-9a-fA-F]{8}\-[0-9a-fA-F]{4}\-[0-9a-fA-F]{4}\-[0-9a-fA-F]{4}\-[0-9a-fA-F]{12}$`

Required: No

### **WindowTargetId**

The ID of the target definition in this maintenance window the invocation was performed for.

Type: String

Length Constraints: Maximum length of 36.

Required: No

## **See Also**

For more information about using this API in one of the language-specific AWS SDKs, see the following:

- [AWS SDK for C++](#)
- [AWS SDK for Java V2](#)
- [AWS SDK for Ruby V3](#)

# MaintenanceWindowFilter

Filter used in the request. Supported filter keys depend on the API operation that includes the filter. API operations that use `MaintenanceWindowFilter` include the following:

- [DescribeMaintenanceWindowExecutions](#)
- [DescribeMaintenanceWindowExecutionTaskInvocations](#)
- [DescribeMaintenanceWindowExecutionTasks](#)
- [DescribeMaintenanceWindows](#)
- [DescribeMaintenanceWindowTargets](#)
- [DescribeMaintenanceWindowTasks](#)

## Contents

### Key

The name of the filter.

Type: String

Length Constraints: Minimum length of 1. Maximum length of 128.

Required: No

### Values

The filter values.

Type: Array of strings

Length Constraints: Minimum length of 1. Maximum length of 256.

Required: No

## See Also

For more information about using this API in one of the language-specific AWS SDKs, see the following:

- [AWS SDK for C++](#)
- [AWS SDK for Java V2](#)
- [AWS SDK for Ruby V3](#)

# MaintenanceWindowIdentity

Information about the maintenance window.

## Contents

### Cutoff

The number of hours before the end of the maintenance window that AWS Systems Manager stops scheduling new tasks for execution.

Type: Integer

Valid Range: Minimum value of 0. Maximum value of 23.

Required: No

### Description

A description of the maintenance window.

Type: String

Length Constraints: Minimum length of 1. Maximum length of 128.

Required: No

### Duration

The duration of the maintenance window in hours.

Type: Integer

Valid Range: Minimum value of 1. Maximum value of 24.

Required: No

### Enabled

Indicates whether the maintenance window is enabled.

Type: Boolean

Required: No

## EndDate

The date and time, in ISO-8601 Extended format, for when the maintenance window is scheduled to become inactive.

Type: String

Required: No

## Name

The name of the maintenance window.

Type: String

Length Constraints: Minimum length of 3. Maximum length of 128.

Pattern: `^[a-zA-Z0-9_\-\.\-]{3,128}$`

Required: No

## NextExecutionTime

The next time the maintenance window will actually run, taking into account any specified times for the maintenance window to become active or inactive.

Type: String

Required: No

## Schedule

The schedule of the maintenance window in the form of a cron or rate expression.

Type: String

Length Constraints: Minimum length of 1. Maximum length of 256.

Required: No

## ScheduleOffset

The number of days to wait to run a maintenance window after the scheduled cron expression date and time.

Type: Integer



Valid Range: Minimum value of 1. Maximum value of 6.

Required: No

### **ScheduleTimezone**

The time zone that the scheduled maintenance window executions are based on, in Internet Assigned Numbers Authority (IANA) format.

Type: String

Required: No

### **StartDate**

The date and time, in ISO-8601 Extended format, for when the maintenance window is scheduled to become active.

Type: String

Required: No

### **WindowId**

The ID of the maintenance window.

Type: String

Length Constraints: Fixed length of 20.

Pattern: `^mw-[0-9a-f]{17}$`

Required: No

## **See Also**

For more information about using this API in one of the language-specific AWS SDKs, see the following:

- [AWS SDK for C++](#)
- [AWS SDK for Java V2](#)
- [AWS SDK for Ruby V3](#)

# MaintenanceWindowIdentityForTarget

The maintenance window to which the specified target belongs.

## Contents

### Name

The name of the maintenance window.

Type: String

Length Constraints: Minimum length of 3. Maximum length of 128.

Pattern: `^[a-zA-Z0-9_\-\.]{3,128}$`

Required: No

### WindowId

The ID of the maintenance window.

Type: String

Length Constraints: Fixed length of 20.

Pattern: `^mw-[0-9a-f]{17}$`

Required: No

## See Also

For more information about using this API in one of the language-specific AWS SDKs, see the following:

- [AWS SDK for C++](#)
- [AWS SDK for Java V2](#)
- [AWS SDK for Ruby V3](#)

# MaintenanceWindowLambdaParameters

The parameters for a LAMBDA task type.

For information about specifying and updating task parameters, see [RegisterTaskWithMaintenanceWindow](#) and [UpdateMaintenanceWindowTask](#).

## Note

`LoggingInfo` has been deprecated. To specify an Amazon Simple Storage Service (Amazon S3) bucket to contain logs, instead use the `OutputS3BucketName` and `OutputS3KeyPrefix` options in the `TaskInvocationParameters` structure. For information about how AWS Systems Manager handles these options for the supported maintenance window task types, see [MaintenanceWindowTaskInvocationParameters](#).

`TaskParameters` has been deprecated. To specify parameters to pass to a task when it runs, instead use the `Parameters` option in the `TaskInvocationParameters` structure. For information about how Systems Manager handles these options for the supported maintenance window task types, see [MaintenanceWindowTaskInvocationParameters](#).

For Lambda tasks, Systems Manager ignores any values specified for `TaskParameters` and `LoggingInfo`.

## Contents

### ClientContext

Pass client-specific information to the AWS Lambda function that you are invoking. You can then process the client information in your Lambda function as you choose through the context variable.

Type: String

Length Constraints: Minimum length of 1. Maximum length of 8000.

Required: No

### Payload

JSON to provide to your Lambda function as input.

Type: Base64-encoded binary data object

Length Constraints: Maximum length of 4096.

Required: No

### Qualifier

(Optional) Specify an Lambda function version or alias name. If you specify a function version, the operation uses the qualified function Amazon Resource Name (ARN) to invoke a specific Lambda function. If you specify an alias name, the operation uses the alias ARN to invoke the Lambda function version to which the alias points.

Type: String

Length Constraints: Minimum length of 1. Maximum length of 128.

Required: No

### See Also

For more information about using this API in one of the language-specific AWS SDKs, see the following:

- [AWS SDK for C++](#)
- [AWS SDK for Java V2](#)
- [AWS SDK for Ruby V3](#)

# MaintenanceWindowRunCommandParameters

The parameters for a RUN\_COMMAND task type.

For information about specifying and updating task parameters, see [RegisterTaskWithMaintenanceWindow](#) and [UpdateMaintenanceWindowTask](#).

## Note

LoggingInfo has been deprecated. To specify an Amazon Simple Storage Service (Amazon S3) bucket to contain logs, instead use the OutputS3BucketName and OutputS3KeyPrefix options in the TaskInvocationParameters structure. For information about how AWS Systems Manager handles these options for the supported maintenance window task types, see [MaintenanceWindowTaskInvocationParameters](#). TaskParameters has been deprecated. To specify parameters to pass to a task when it runs, instead use the Parameters option in the TaskInvocationParameters structure. For information about how Systems Manager handles these options for the supported maintenance window task types, see [MaintenanceWindowTaskInvocationParameters](#). For RUN\_COMMAND tasks, Systems Manager uses specified values for TaskParameters and LoggingInfo only if no values are specified for TaskInvocationParameters.

## Contents

### CloudWatchOutputConfig

Configuration options for sending command output to Amazon CloudWatch Logs.

Type: [CloudWatchOutputConfig](#) object

Required: No

### Comment

Information about the commands to run.

Type: String

Length Constraints: Maximum length of 100.

Required: No

## DocumentHash

The SHA-256 or SHA-1 hash created by the system when the document was created. SHA-1 hashes have been deprecated.

Type: String

Length Constraints: Maximum length of 256.

Required: No

## DocumentHashType

SHA-256 or SHA-1. SHA-1 hashes have been deprecated.

Type: String

Valid Values: Sha256 | Sha1

Required: No

## DocumentVersion

The AWS Systems Manager document (SSM document) version to use in the request. You can specify `$DEFAULT`, `$LATEST`, or a specific version number. If you run commands by using the AWS CLI, then you must escape the first two options by using a backslash. If you specify a version number, then you don't need to use the backslash. For example:

```
--document-version "\$DEFAULT"
```

```
--document-version "\$LATEST"
```

```
--document-version "3"
```

Type: String

Pattern: (`[$]LATEST|[$]DEFAULT|^[1-9][0-9]*$`)

Required: No

## NotificationConfig

Configurations for sending notifications about command status changes on a per-managed node basis.

Type: [NotificationConfig](#) object

Required: No

### **OutputS3BucketName**

The name of the Amazon Simple Storage Service (Amazon S3) bucket.

Type: String

Length Constraints: Minimum length of 3. Maximum length of 63.

Required: No

### **OutputS3KeyPrefix**

The S3 bucket subfolder.

Type: String

Length Constraints: Maximum length of 500.

Required: No

### **Parameters**

The parameters for the RUN\_COMMAND task execution.

Type: String to array of strings map

Required: No

### **ServiceRoleArn**

The Amazon Resource Name (ARN) of the IAM service role for AWS Systems Manager to assume when running a maintenance window task. If you do not specify a service role ARN, Systems Manager uses a service-linked role in your account. If no appropriate service-linked role for Systems Manager exists in your account, it is created when you run `RegisterTaskWithMaintenanceWindow`.

However, for an improved security posture, we strongly recommend creating a custom policy and custom service role for running your maintenance window tasks. The policy can be crafted to provide only the permissions needed for your particular maintenance window tasks. For more information, see [Setting up Maintenance Windows](#) in the *AWS Systems Manager User Guide*.

Type: String

Required: No

### **TimeoutSeconds**

If this time is reached and the command hasn't already started running, it doesn't run.

Type: Integer

Valid Range: Minimum value of 30. Maximum value of 2592000.

Required: No

## **See Also**

For more information about using this API in one of the language-specific AWS SDKs, see the following:

- [AWS SDK for C++](#)
- [AWS SDK for Java V2](#)
- [AWS SDK for Ruby V3](#)



# MaintenanceWindowStepFunctionsParameters

The parameters for a STEP\_FUNCTIONS task.

For information about specifying and updating task parameters, see [RegisterTaskWithMaintenanceWindow](#) and [UpdateMaintenanceWindowTask](#).

## Note

LoggingInfo has been deprecated. To specify an Amazon Simple Storage Service (Amazon S3) bucket to contain logs, instead use the OutputS3BucketName and OutputS3KeyPrefix options in the TaskInvocationParameters structure. For information about how AWS Systems Manager handles these options for the supported maintenance window task types, see [MaintenanceWindowTaskInvocationParameters](#). TaskParameters has been deprecated. To specify parameters to pass to a task when it runs, instead use the Parameters option in the TaskInvocationParameters structure. For information about how Systems Manager handles these options for the supported maintenance window task types, see [MaintenanceWindowTaskInvocationParameters](#). For Step Functions tasks, Systems Manager ignores any values specified for TaskParameters and LoggingInfo.

## Contents

### Input

The inputs for the STEP\_FUNCTIONS task.

Type: String

Length Constraints: Maximum length of 4096.

Required: No

### Name

The name of the STEP\_FUNCTIONS task.

Type: String

Length Constraints: Minimum length of 1. Maximum length of 80.

Required: No

## See Also

For more information about using this API in one of the language-specific AWS SDKs, see the following:

- [AWS SDK for C++](#)
- [AWS SDK for Java V2](#)
- [AWS SDK for Ruby V3](#)

# MaintenanceWindowTarget

The target registered with the maintenance window.

## Contents

### Description

A description for the target.

Type: String

Length Constraints: Minimum length of 1. Maximum length of 128.

Required: No

### Name

The name for the maintenance window target.

Type: String

Length Constraints: Minimum length of 3. Maximum length of 128.

Pattern: `^[a-zA-Z0-9_\-\.]{3,128}$`

Required: No

### OwnerInformation

A user-provided value that will be included in any Amazon CloudWatch Events events that are raised while running tasks for these targets in this maintenance window.

Type: String

Length Constraints: Minimum length of 1. Maximum length of 128.

Required: No

### ResourceType

The type of target that is being registered with the maintenance window.

Type: String

Valid Values: INSTANCE | RESOURCE\_GROUP

Required: No

## Targets

The targets, either managed nodes or tags.

Specify managed nodes using the following format:

Key=instanceids,Values=<instanceid1>,<instanceid2>

Tags are specified using the following format:

Key=<tag name>,Values=<tag value>.

Type: Array of [Target](#) objects

Array Members: Minimum number of 0 items. Maximum number of 5 items.

Required: No

## WindowId

The ID of the maintenance window to register the target with.

Type: String

Length Constraints: Fixed length of 20.

Pattern: ^mw-[0-9a-f]{17}\$

Required: No

## WindowTargetId

The ID of the target.

Type: String

Length Constraints: Fixed length of 36.

Pattern: ^[0-9a-fA-F]{8}\-[0-9a-fA-F]{4}\-[0-9a-fA-F]{4}\-[0-9a-fA-F]{4}\-[0-9a-fA-F]{12}\$

Required: No

## See Also

For more information about using this API in one of the language-specific AWS SDKs, see the following:

- [AWS SDK for C++](#)
- [AWS SDK for Java V2](#)
- [AWS SDK for Ruby V3](#)

# MaintenanceWindowTask

Information about a task defined for a maintenance window.

## Contents

### AlarmConfiguration

The details for the CloudWatch alarm applied to your maintenance window task.

Type: [AlarmConfiguration](#) object

Required: No

### CutoffBehavior

The specification for whether tasks should continue to run after the cutoff time specified in the maintenance windows is reached.

Type: String

Valid Values: CONTINUE\_TASK | CANCEL\_TASK

Required: No

### Description

A description of the task.

Type: String

Length Constraints: Minimum length of 1. Maximum length of 128.

Required: No

### LoggingInfo

Information about an S3 bucket to write task-level logs to.

#### Note

LoggingInfo has been deprecated. To specify an Amazon Simple Storage Service (Amazon S3) bucket to contain logs, instead use the OutputS3BucketName and OutputS3KeyPrefix options in the TaskInvocationParameters structure. For

information about how AWS Systems Manager handles these options for the supported maintenance window task types, see [MaintenanceWindowTaskInvocationParameters](#).

Type: [LoggingInfo](#) object

Required: No

### MaxConcurrency

The maximum number of targets this task can be run for, in parallel.

#### Note

Although this element is listed as "Required: No", a value can be omitted only when you are registering or updating a [targetless task](#). You must provide a value in all other cases. For maintenance window tasks without a target specified, you can't supply a value for this option. Instead, the system inserts a placeholder value of 1. This value doesn't affect the running of your task.

Type: String

Length Constraints: Minimum length of 1. Maximum length of 7.

Pattern:  $^([1-9][0-9]^|[1-9][0-9]\%|[1-9]\%|100\%)\$$

Required: No

### MaxErrors

The maximum number of errors allowed before this task stops being scheduled.

#### Note

Although this element is listed as "Required: No", a value can be omitted only when you are registering or updating a [targetless task](#). You must provide a value in all other cases. For maintenance window tasks without a target specified, you can't supply a value for this option. Instead, the system inserts a placeholder value of 1. This value doesn't affect the running of your task.

Type: String

Length Constraints: Minimum length of 1. Maximum length of 7.

Pattern: `^([1-9][0-9]*|[0]|[1-9][0-9]%|[0-9]%|100%)$`

Required: No

## Name

The task name.

Type: String

Length Constraints: Minimum length of 3. Maximum length of 128.

Pattern: `^[a-zA-Z0-9_\-\.\ ]{3,128}$`

Required: No

## Priority

The priority of the task in the maintenance window. The lower the number, the higher the priority. Tasks that have the same priority are scheduled in parallel.

Type: Integer

Valid Range: Minimum value of 0.

Required: No

## ServiceRoleArn

The Amazon Resource Name (ARN) of the IAM service role for AWS Systems Manager to assume when running a maintenance window task. If you do not specify a service role ARN, Systems Manager uses a service-linked role in your account. If no appropriate service-linked role for Systems Manager exists in your account, it is created when you run `RegisterTaskWithMaintenanceWindow`.

However, for an improved security posture, we strongly recommend creating a custom policy and custom service role for running your maintenance window tasks. The policy can be crafted to provide only the permissions needed for your particular maintenance window tasks. For more information, see [Setting up Maintenance Windows](#) in the *AWS Systems Manager User Guide*.



Type: String

Required: No

## Targets

The targets (either managed nodes or tags). Managed nodes are specified using `Key=instanceids,Values=<instanceid1>,<instanceid2>`. Tags are specified using `Key=<tag name>,Values=<tag value>`.

Type: Array of [Target](#) objects

Array Members: Minimum number of 0 items. Maximum number of 5 items.

Required: No

## TaskArn

The resource that the task uses during execution. For `RUN_COMMAND` and `AUTOMATION` task types, `TaskArn` is the AWS Systems Manager (SSM document) name or ARN. For `LAMBDA` tasks, it's the function name or ARN. For `STEP_FUNCTIONS` tasks, it's the state machine ARN.

Type: String

Length Constraints: Minimum length of 1. Maximum length of 1600.

Required: No

## TaskParameters

The parameters that should be passed to the task when it is run.

### Note

`TaskParameters` has been deprecated. To specify parameters to pass to a task when it runs, instead use the `Parameters` option in the `TaskInvocationParameters` structure. For information about how Systems Manager handles these options for the supported maintenance window task types, see [MaintenanceWindowTaskInvocationParameters](#).

Type: String to [MaintenanceWindowTaskParameterValueExpression](#) object map

Key Length Constraints: Minimum length of 1. Maximum length of 255.

Required: No

## Type

The type of task.

Type: String

Valid Values: RUN\_COMMAND | AUTOMATION | STEP\_FUNCTIONS | LAMBDA

Required: No

## WindowId

The ID of the maintenance window where the task is registered.

Type: String

Length Constraints: Fixed length of 20.

Pattern: `^mw-[0-9a-f]{17}$`

Required: No

## WindowTaskId

The task ID.

Type: String

Length Constraints: Fixed length of 36.

Pattern: `^[0-9a-fA-F]{8}\-[0-9a-fA-F]{4}\-[0-9a-fA-F]{4}\-[0-9a-fA-F]{4}\-[0-9a-fA-F]{12}$`

Required: No

## See Also

For more information about using this API in one of the language-specific AWS SDKs, see the following:

- [AWS SDK for C++](#)
- [AWS SDK for Java V2](#)

- [AWS SDK for Ruby V3](#)

# MaintenanceWindowTaskInvocationParameters

The parameters for task execution.

## Contents

### Automation

The parameters for an AUTOMATION task type.

Type: [MaintenanceWindowAutomationParameters](#) object

Required: No

### Lambda

The parameters for a LAMBDA task type.

Type: [MaintenanceWindowLambdaParameters](#) object

Required: No

### RunCommand

The parameters for a RUN\_COMMAND task type.

Type: [MaintenanceWindowRunCommandParameters](#) object

Required: No

### StepFunctions

The parameters for a STEP\_FUNCTIONS task type.

Type: [MaintenanceWindowStepFunctionsParameters](#) object

Required: No

## See Also

For more information about using this API in one of the language-specific AWS SDKs, see the following:

- [AWS SDK for C++](#)

- [AWS SDK for Java V2](#)
- [AWS SDK for Ruby V3](#)

# MaintenanceWindowTaskParameterValueExpression

Defines the values for a task parameter.

## Contents

### Values

This field contains an array of 0 or more strings, each 1 to 255 characters in length.

Type: Array of strings

Length Constraints: Minimum length of 1. Maximum length of 255.

Required: No

## See Also

For more information about using this API in one of the language-specific AWS SDKs, see the following:

- [AWS SDK for C++](#)
- [AWS SDK for Java V2](#)
- [AWS SDK for Ruby V3](#)

# MetadataValue

Metadata to assign to an Application Manager application.

## Contents

### Value

Metadata value to assign to an Application Manager application.

Type: String

Length Constraints: Minimum length of 1. Maximum length of 4096.

Required: No

## See Also

For more information about using this API in one of the language-specific AWS SDKs, see the following:

- [AWS SDK for C++](#)
- [AWS SDK for Java V2](#)
- [AWS SDK for Ruby V3](#)

# NonCompliantSummary

A summary of resources that aren't compliant. The summary is organized according to resource type.

## Contents

### NonCompliantCount

The total number of compliance items that aren't compliant.

Type: Integer

Required: No

### SeveritySummary

A summary of the non-compliance severity by compliance type

Type: [SeveritySummary](#) object

Required: No

## See Also

For more information about using this API in one of the language-specific AWS SDKs, see the following:

- [AWS SDK for C++](#)
- [AWS SDK for Java V2](#)
- [AWS SDK for Ruby V3](#)



# NotificationConfig

Configurations for sending notifications.

## Contents

### NotificationArn

An Amazon Resource Name (ARN) for an Amazon Simple Notification Service (Amazon SNS) topic. Run Command pushes notifications about command status changes to this topic.

Type: String

Required: No

### NotificationEvents

The different events for which you can receive notifications. To learn more about these events, see [Monitoring Systems Manager status changes using Amazon SNS notifications](#) in the *AWS Systems Manager User Guide*.

Type: Array of strings

Valid Values: All | InProgress | Success | TimedOut | Cancelled | Failed

Required: No

### NotificationType

The type of notification.

- **Command**: Receive notification when the status of a command changes.
- **Invocation**: For commands sent to multiple managed nodes, receive notification on a per-node basis when the status of a command changes.

Type: String

Valid Values: Command | Invocation

Required: No

## See Also

For more information about using this API in one of the language-specific AWS SDKs, see the following:

- [AWS SDK for C++](#)
- [AWS SDK for Java V2](#)
- [AWS SDK for Ruby V3](#)

# OpsAggregator

One or more aggregators for viewing counts of OpsData using different dimensions such as Source, CreatedTime, or Source and CreatedTime, to name a few.

## Contents

### Aggregators

A nested aggregator for viewing counts of OpsData.

Type: Array of [OpsAggregator](#) objects

Array Members: Minimum number of 1 item. Maximum number of 12 items.

Required: No

### AggregatorType

Either a Range or Count aggregator for limiting an OpsData summary.

Type: String

Length Constraints: Minimum length of 1. Maximum length of 20.

Pattern:  $^{\wedge}(\text{range} | \text{count} | \text{sum})$

Required: No

### AttributeName

The name of an OpsData attribute on which to limit the count of OpsData.

Type: String

Length Constraints: Minimum length of 1. Maximum length of 128.

Required: No

### Filters

The aggregator filters.

Type: Array of [OpsFilter](#) objects

Array Members: Minimum number of 1 item. Maximum number of 5 items.

Required: No

### **TypeName**

The data type name to use for viewing counts of OpsData.

Type: String

Length Constraints: Minimum length of 1. Maximum length of 100.

Pattern: `^(AWS|Custom):.*$`

Required: No

### **Values**

The aggregator value.

Type: String to string map

Map Entries: Minimum number of 0 items. Maximum number of 5 items.

Key Length Constraints: Minimum length of 1. Maximum length of 32.

Value Length Constraints: Minimum length of 0. Maximum length of 2048.

Required: No

## **See Also**

For more information about using this API in one of the language-specific AWS SDKs, see the following:

- [AWS SDK for C++](#)
- [AWS SDK for Java V2](#)
- [AWS SDK for Ruby V3](#)

# OpsEntity

The result of the query.

## Contents

### Data

The data returned by the query.

Type: String to [OpsEntityItem](#) object map

Required: No

### Id

The query ID.

Type: String

Required: No

## See Also

For more information about using this API in one of the language-specific AWS SDKs, see the following:

- [AWS SDK for C++](#)
- [AWS SDK for Java V2](#)
- [AWS SDK for Ruby V3](#)

# OpsEntityItem

The OpsData summary.

## Contents

### CaptureTime

The time the OpsData was captured.

Type: String

Pattern: `^(20)[0-9][0-9]-(0[1-9]|1[012])-([12][0-9]|3[01]|0[1-9])(T)(2[0-3]|0[0-1][0-9])(:[0-5][0-9])(:[0-5][0-9])(Z)$`

Required: No

### Content

The details of an OpsData summary.

Type: Array of string to string maps

Array Members: Minimum number of 0 items. Maximum number of 10000 items.

Map Entries: Minimum number of 0 items. Maximum number of 50 items.

Key Length Constraints: Minimum length of 1. Maximum length of 64.

Value Length Constraints: Minimum length of 0. Maximum length of 4096.

Required: No

## See Also

For more information about using this API in one of the language-specific AWS SDKs, see the following:

- [AWS SDK for C++](#)
- [AWS SDK for Java V2](#)
- [AWS SDK for Ruby V3](#)



# OpsFilter

A filter for viewing OpsData summaries.

## Contents

### Key

The name of the filter.

Type: String

Length Constraints: Minimum length of 1. Maximum length of 200.

Required: Yes

### Values

The filter value.

Type: Array of strings

Array Members: Minimum number of 1 item. Maximum number of 40 items.

Length Constraints: Minimum length of 0. Maximum length of 256.

Required: Yes

### Type

The type of filter.

Type: String

Valid Values: Equal | NotEqual | BeginWith | LessThan | GreaterThan | Exists

Required: No

## See Also

For more information about using this API in one of the language-specific AWS SDKs, see the following:



- [AWS SDK for C++](#)
- [AWS SDK for Java V2](#)
- [AWS SDK for Ruby V3](#)

# OpsItem

Operations engineers and IT professionals use AWS Systems Manager OpsCenter to view, investigate, and remediate operational work items (OpsItems) impacting the performance and health of their AWS resources. OpsCenter is integrated with Amazon EventBridge and Amazon CloudWatch. This means you can configure these services to automatically create an OpsItem in OpsCenter when a CloudWatch alarm enters the ALARM state or when EventBridge processes an event from any AWS service that publishes events. Configuring Amazon CloudWatch alarms and EventBridge events to automatically create OpsItems allows you to quickly diagnose and remediate issues with AWS resources from a single console.

To help you diagnose issues, each OpsItem includes contextually relevant information such as the name and ID of the AWS resource that generated the OpsItem, alarm or event details, alarm history, and an alarm timeline graph. For the AWS resource, OpsCenter aggregates information from AWS Config, AWS CloudTrail logs, and EventBridge, so you don't have to navigate across multiple console pages during your investigation. For more information, see [AWS Systems Manager OpsCenter](#) in the *AWS Systems Manager User Guide*.

## Contents

### ActualEndTime

The time a runbook workflow ended. Currently reported only for the OpsItem type `/aws/changerequest`.

Type: Timestamp

Required: No

### ActualStartTime

The time a runbook workflow started. Currently reported only for the OpsItem type `/aws/changerequest`.

Type: Timestamp

Required: No

### Category

An OpsItem category. Category options include: Availability, Cost, Performance, Recovery, Security.

Type: String

Length Constraints: Minimum length of 1. Maximum length of 64.

Pattern: `^(?!\\s*$).+`

Required: No

### **CreatedBy**

The ARN of the AWS account that created the OpsItem.

Type: String

Required: No

### **CreatedTime**

The date and time the OpsItem was created.

Type: Timestamp

Required: No

### **Description**

The OpsItem description.

Type: String

Length Constraints: Minimum length of 1. Maximum length of 2048.

Pattern: `[\\s\\S]*\\S[\\s\\S]*`

Required: No

### **LastModifiedBy**

The ARN of the AWS account that last updated the OpsItem.

Type: String

Required: No

### **LastModifiedTime**

The date and time the OpsItem was last updated.

Type: Timestamp

Required: No

## Notifications

The Amazon Resource Name (ARN) of an Amazon Simple Notification Service (Amazon SNS) topic where notifications are sent when this OpsItem is edited or changed.

Type: Array of [OpsItemNotification](#) objects

Required: No

## OperationalData

Operational data is custom data that provides useful reference details about the OpsItem. For example, you can specify log files, error strings, license keys, troubleshooting tips, or other relevant data. You enter operational data as key-value pairs. The key has a maximum length of 128 characters. The value has a maximum size of 20 KB.

### Important

Operational data keys *can't* begin with the following: amazon, aws, amzn, ssm, /amazon, /aws, /amzn, /ssm.

You can choose to make the data searchable by other users in the account or you can restrict search access. Searchable data means that all users with access to the OpsItem Overview page (as provided by the [DescribeOpsItems](#) API operation) can view and search on the specified data. Operational data that isn't searchable is only viewable by users who have access to the OpsItem (as provided by the [GetOpsItem](#) API operation).

Use the `/aws/resources` key in OperationalData to specify a related resource in the request. Use the `/aws/automations` key in OperationalData to associate an Automation runbook with the OpsItem. To view AWS CLI example commands that use these keys, see [Creating OpsItems manually](#) in the *AWS Systems Manager User Guide*.

Type: String to [OpsItemDataValue](#) object map

Key Length Constraints: Minimum length of 1. Maximum length of 128.

Key Pattern: `^(?!\\s*$)\\.+`

Required: No

### **OpsItemArn**

The OpsItem Amazon Resource Name (ARN).

Type: String

Length Constraints: Minimum length of 20. Maximum length of 2048.

Pattern: `arn:(aws[a-zA-Z-]*)?:ssm:[a-z0-9-\.]{0,63}:[0-9]{12}:opsitem.*`

Required: No

### **OpsItemId**

The ID of the OpsItem.

Type: String

Pattern: `^(oi)-[0-9a-f]{12}$`

Required: No

### **OpsItemType**

The type of OpsItem. Systems Manager supports the following types of OpsItems:

- `/aws/issue`

This type of OpsItem is used for default OpsItems created by OpsCenter.

- `/aws/changerequest`

This type of OpsItem is used by Change Manager for reviewing and approving or rejecting change requests.

- `/aws/insight`

This type of OpsItem is used by OpsCenter for aggregating and reporting on duplicate OpsItems.

Type: String

Required: No

## PlannedEndTime

The time specified in a change request for a runbook workflow to end. Currently supported only for the OpsItem type `/aws/changerequest`.

Type: Timestamp

Required: No

## PlannedStartTime

The time specified in a change request for a runbook workflow to start. Currently supported only for the OpsItem type `/aws/changerequest`.

Type: Timestamp

Required: No

## Priority

The importance of this OpsItem in relation to other OpsItems in the system.

Type: Integer

Valid Range: Minimum value of 1. Maximum value of 5.

Required: No

## RelatedOpsItems

One or more OpsItems that share something in common with the current OpsItem. For example, related OpsItems can include OpsItems with similar error messages, impacted resources, or statuses for the impacted resource.

Type: Array of [RelatedOpsItem](#) objects

Required: No

## Severity

The severity of the OpsItem. Severity options range from 1 to 4.

Type: String

Length Constraints: Minimum length of 1. Maximum length of 64.

Pattern: `^(?!\\s*$).+`

Required: No

### Source

The origin of the OpsItem, such as Amazon EC2 or Systems Manager. The impacted resource is a subset of source.

Type: String

Length Constraints: Minimum length of 1. Maximum length of 128.

Pattern: `^(?!\\s*$).+`

Required: No

### Status

The OpsItem status. For more information, see [Editing OpsItem details](#) in the *AWS Systems Manager User Guide*.

Type: String

Valid Values: Open | InProgress | Resolved | Pending | TimedOut | Cancelling | Cancelled | Failed | CompletedWithSuccess | CompletedWithFailure | Scheduled | RunbookInProgress | PendingChangeCalendarOverride | ChangeCalendarOverrideApproved | ChangeCalendarOverrideRejected | PendingApproval | Approved | Rejected | Closed

Required: No

### Title

A short heading that describes the nature of the OpsItem and the impacted resource.

Type: String

Length Constraints: Minimum length of 1. Maximum length of 1024.

Pattern: `^(?!\\s*$).+`

Required: No

## Version

The version of this OpsItem. Each time the OpsItem is edited the version number increments by one.

Type: String

Required: No

## See Also

For more information about using this API in one of the language-specific AWS SDKs, see the following:

- [AWS SDK for C++](#)
- [AWS SDK for Java V2](#)
- [AWS SDK for Ruby V3](#)



# OpsItemDataValue

An object that defines the value of the key and its type in the OperationalData map.

## Contents

### Type

The type of key-value pair. Valid types include `SearchableString` and `String`.

Type: `String`

Valid Values: `SearchableString` | `String`

Required: No

### Value

The value of the OperationalData key.

Type: `String`

Pattern: `[\s\S]*\S[\s\S]*`

Required: No

## See Also

For more information about using this API in one of the language-specific AWS SDKs, see the following:

- [AWS SDK for C++](#)
- [AWS SDK for Java V2](#)
- [AWS SDK for Ruby V3](#)

# OpsItemEventFilter

Describes a filter for a specific list of OpsItem events. You can filter event information by using tags. You specify tags by using a key-value pair mapping.

## Contents

### Key

The name of the filter key. Currently, the only supported value is `OpsItemId`.

Type: String

Valid Values: `OpsItemId`

Required: Yes

### Operator

The operator used by the filter call. Currently, the only supported value is `Equal`.

Type: String

Valid Values: `Equal`

Required: Yes

### Values

The values for the filter, consisting of one or more OpsItem IDs.

Type: Array of strings

Length Constraints: Minimum length of 1. Maximum length of 15.

Pattern: `^(oi)-[0-9a-f]{12}$`

Required: Yes

## See Also

For more information about using this API in one of the language-specific AWS SDKs, see the following:

- [AWS SDK for C++](#)
- [AWS SDK for Java V2](#)
- [AWS SDK for Ruby V3](#)

# OpsItemEventSummary

Summary information about an OpsItem event or that associated an OpsItem with a related item.

## Contents

### CreatedBy

Information about the user or resource that created the OpsItem event.

Type: [OpsItemIdentity](#) object

Required: No

### CreatedTime

The date and time the OpsItem event was created.

Type: Timestamp

Required: No

### Detail

Specific information about the OpsItem event.

Type: String

Required: No

### DetailType

The type of information provided as a detail.

Type: String

Required: No

### EventId

The ID of the OpsItem event.

Type: String

Required: No

## OpsItemId

The ID of the OpsItem.

Type: String

Required: No

## Source

The source of the OpsItem event.

Type: String

Required: No

## See Also

For more information about using this API in one of the language-specific AWS SDKs, see the following:

- [AWS SDK for C++](#)
- [AWS SDK for Java V2](#)
- [AWS SDK for Ruby V3](#)

# OpsItemFilter

Describes an OpsItem filter.

## Contents

### Key

The name of the filter.

Type: String

Valid Values: Status | CreatedBy | Source | Priority | Title | OpsItemId | CreatedTime | LastModifiedTime | ActualStartTime | ActualEndTime | PlannedStartTime | PlannedEndTime | OperationalData | OperationalDataKey | OperationalDataValue | ResourceId | AutomationId | Category | Severity | OpsItemType | ChangeRequestByRequesterArn | ChangeRequestByRequesterName | ChangeRequestByApproverArn | ChangeRequestByApproverName | ChangeRequestByTemplate | ChangeRequestByTargetsResourceGroup | InsightByType | AccountId

Required: Yes

### Operator

The operator used by the filter call.

Type: String

Valid Values: Equal | Contains | GreaterThan | LessThan

Required: Yes

### Values

The filter value.

Type: Array of strings

Required: Yes

## See Also

For more information about using this API in one of the language-specific AWS SDKs, see the following:

- [AWS SDK for C++](#)
- [AWS SDK for Java V2](#)
- [AWS SDK for Ruby V3](#)

# OpsItemIdentity

Information about the user or resource that created an OpsItem event.

## Contents

### Arn

The Amazon Resource Name (ARN) of the IAM entity that created the OpsItem event.

Type: String

Required: No

## See Also

For more information about using this API in one of the language-specific AWS SDKs, see the following:

- [AWS SDK for C++](#)
- [AWS SDK for Java V2](#)
- [AWS SDK for Ruby V3](#)



# OpsItemNotification

A notification about the OpsItem.

## Contents

### Arn

The Amazon Resource Name (ARN) of an Amazon Simple Notification Service (Amazon SNS) topic where notifications are sent when this OpsItem is edited or changed.

Type: String

Required: No

## See Also

For more information about using this API in one of the language-specific AWS SDKs, see the following:

- [AWS SDK for C++](#)
- [AWS SDK for Java V2](#)
- [AWS SDK for Ruby V3](#)

# OpsItemRelatedItemsFilter

Describes a filter for a specific list of related-item resources.

## Contents

### Key

The name of the filter key. Supported values include `ResourceUri`, `ResourceType`, or `AssociationId`.

Type: String

Valid Values: `ResourceType` | `AssociationId` | `ResourceUri`

Required: Yes

### Operator

The operator used by the filter call. The only supported operator is `EQUAL`.

Type: String

Valid Values: `Equal`

Required: Yes

### Values

The values for the filter.

Type: Array of strings

Required: Yes

## See Also

For more information about using this API in one of the language-specific AWS SDKs, see the following:

- [AWS SDK for C++](#)
- [AWS SDK for Java V2](#)

- [AWS SDK for Ruby V3](#)

# OpsItemRelatedItemSummary

Summary information about related-item resources for an OpsItem.

## Contents

### AssociationId

The association ID.

Type: String

Required: No

### AssociationType

The association type.

Type: String

Required: No

### CreatedBy

Information about the user or resource that created an OpsItem event.

Type: [OpsItemIdentity](#) object

Required: No

### CreatedTime

The time the related-item association was created.

Type: Timestamp

Required: No

### LastModifiedBy

Information about the user or resource that created an OpsItem event.

Type: [OpsItemIdentity](#) object

Required: No

## LastModifiedTime

The time the related-item association was last updated.

Type: Timestamp

Required: No

## OpsItemId

The OpsItem ID.

Type: String

Pattern: `^(oi)-[0-9a-f]{12}$`

Required: No

## ResourceType

The resource type.

Type: String

Required: No

## ResourceUri

The Amazon Resource Name (ARN) of the related-item resource.

Type: String

Required: No

## See Also

For more information about using this API in one of the language-specific AWS SDKs, see the following:

- [AWS SDK for C++](#)
- [AWS SDK for Java V2](#)
- [AWS SDK for Ruby V3](#)

# OpsItemSummary

A count of OpsItems.

## Contents

### ActualEndTime

The time a runbook workflow ended. Currently reported only for the OpsItem type `/aws/changerequest`.

Type: Timestamp

Required: No

### ActualStartTime

The time a runbook workflow started. Currently reported only for the OpsItem type `/aws/changerequest`.

Type: Timestamp

Required: No

### Category

A list of OpsItems by category.

Type: String

Length Constraints: Minimum length of 1. Maximum length of 64.

Pattern: `^(?!\\s*$) .+`

Required: No

### CreatedBy

The Amazon Resource Name (ARN) of the IAM entity that created the OpsItem.

Type: String

Required: No

## CreatedTime

The date and time the OpsItem was created.

Type: Timestamp

Required: No

## LastModifiedBy

The Amazon Resource Name (ARN) of the IAM entity that created the OpsItem.

Type: String

Required: No

## LastModifiedTime

The date and time the OpsItem was last updated.

Type: Timestamp

Required: No

## OperationalData

Operational data is custom data that provides useful reference details about the OpsItem.

Type: String to [OpsItemDataValue](#) object map

Key Length Constraints: Minimum length of 1. Maximum length of 128.

Key Pattern: `^(?!\\s*$).+`

Required: No

## OpsItemId

The ID of the OpsItem.

Type: String

Pattern: `^(oi)-[0-9a-f]{12}$`

Required: No

## OpsItemType

The type of OpsItem. Systems Manager supports the following types of OpsItems:

- `/aws/issue`

This type of OpsItem is used for default OpsItems created by OpsCenter.

- `/aws/changerequest`

This type of OpsItem is used by Change Manager for reviewing and approving or rejecting change requests.

- `/aws/insight`

This type of OpsItem is used by OpsCenter for aggregating and reporting on duplicate OpsItems.

Type: String

Required: No

## PlannedEndTime

The time specified in a change request for a runbook workflow to end. Currently supported only for the OpsItem type `/aws/changerequest`.

Type: Timestamp

Required: No

## PlannedStartTime

The time specified in a change request for a runbook workflow to start. Currently supported only for the OpsItem type `/aws/changerequest`.

Type: Timestamp

Required: No

## Priority

The importance of this OpsItem in relation to other OpsItems in the system.

Type: Integer

Valid Range: Minimum value of 1. Maximum value of 5.



Required: No

### Severity

A list of OpsItems by severity.

Type: String

Length Constraints: Minimum length of 1. Maximum length of 64.

Pattern: `^(?!\\s*$).+`

Required: No

### Source

The impacted AWS resource.

Type: String

Length Constraints: Minimum length of 1. Maximum length of 128.

Pattern: `^(?!\\s*$).+`

Required: No

### Status

The OpsItem status.

Type: String

Valid Values: Open | InProgress | Resolved | Pending | TimedOut | Cancelling | Cancelled | Failed | CompletedWithSuccess | CompletedWithFailure | Scheduled | RunbookInProgress | PendingChangeCalendarOverride | ChangeCalendarOverrideApproved | ChangeCalendarOverrideRejected | PendingApproval | Approved | Rejected | Closed

Required: No

### Title

A short heading that describes the nature of the OpsItem and the impacted resource.

Type: String

Length Constraints: Minimum length of 1. Maximum length of 1024.

Pattern: `^(?!\\s*$).+`

Required: No

## See Also

For more information about using this API in one of the language-specific AWS SDKs, see the following:

- [AWS SDK for C++](#)
- [AWS SDK for Java V2](#)
- [AWS SDK for Ruby V3](#)

# OpsMetadata

Operational metadata for an application in Application Manager.

## Contents

### CreationDate

The date the OpsMetadata objects was created.

Type: Timestamp

Required: No

### LastModifiedDate

The date the OpsMetadata object was last updated.

Type: Timestamp

Required: No

### LastModifiedUser

The user name who last updated the OpsMetadata object.

Type: String

Required: No

### OpsMetadataArn

The Amazon Resource Name (ARN) of the OpsMetadata Object or blob.

Type: String

Length Constraints: Minimum length of 1. Maximum length of 1011.

Pattern: `arn:(aws[a-zA-Z-]*)?:ssm:[a-z0-9-\.]{0,63}:[a-z0-9-\.]{0,63}:opsmetadata\/([a-zA-Z0-9-_\.\\/]*)`

Required: No

### ResourceId

The ID of the Application Manager application.

Type: String

Length Constraints: Minimum length of 1. Maximum length of 1024.

Pattern: `^(?!\\s*$).+`

Required: No

## See Also

For more information about using this API in one of the language-specific AWS SDKs, see the following:

- [AWS SDK for C++](#)
- [AWS SDK for Java V2](#)
- [AWS SDK for Ruby V3](#)

# OpsMetadataFilter

A filter to limit the number of OpsMetadata objects displayed.

## Contents

### Key

A filter key.

Type: String

Length Constraints: Minimum length of 1. Maximum length of 128.

Pattern: `^(?!\\s*$).+`

Required: Yes

### Values

A filter value.

Type: Array of strings

Array Members: Minimum number of 1 item. Maximum number of 10 items.

Length Constraints: Minimum length of 1. Maximum length of 1024.

Required: Yes

## See Also

For more information about using this API in one of the language-specific AWS SDKs, see the following:

- [AWS SDK for C++](#)
- [AWS SDK for Java V2](#)
- [AWS SDK for Ruby V3](#)

# OpsResultAttribute

The OpsItem data type to return.

## Contents

### TypeName

Name of the data type. Valid value: `AWS:OpsItem`, `AWS:EC2InstanceInformation`, `AWS:OpsItemTrendline`, or `AWS:ComplianceSummary`.

Type: String

Length Constraints: Minimum length of 1. Maximum length of 100.

Pattern: `^(AWS|Custom):.*$`

Required: Yes

## See Also

For more information about using this API in one of the language-specific AWS SDKs, see the following:

- [AWS SDK for C++](#)
- [AWS SDK for Java V2](#)
- [AWS SDK for Ruby V3](#)

# OutputSource

Information about the source where the association execution details are stored.

## Contents

### OutputSourceId

The ID of the output source, for example the URL of an S3 bucket.

Type: String

Length Constraints: Fixed length of 36.

Required: No

### OutputSourceType

The type of source where the association execution details are stored, for example, Amazon S3.

Type: String

Required: No

## See Also

For more information about using this API in one of the language-specific AWS SDKs, see the following:

- [AWS SDK for C++](#)
- [AWS SDK for Java V2](#)
- [AWS SDK for Ruby V3](#)

# Parameter

An AWS Systems Manager parameter in Parameter Store.

## Contents

### ARN

The Amazon Resource Name (ARN) of the parameter.

Type: String

Required: No

### DataType

The data type of the parameter, such as `text` or `aws:ec2:image`. The default is `text`.

Type: String

Length Constraints: Minimum length of 0. Maximum length of 128.

Required: No

### LastModifiedDate

Date the parameter was last changed or updated and the parameter version was created.

Type: Timestamp

Required: No

### Name

The name of the parameter.

Type: String

Length Constraints: Minimum length of 1. Maximum length of 2048.

Required: No

### Selector

Either the version number or the label used to retrieve the parameter value. Specify selectors by using one of the following formats:



parameter\_name:version

parameter\_name:label

Type: String

Length Constraints: Minimum length of 0. Maximum length of 128.

Required: No

### SourceResult

Applies to parameters that reference information in other AWS services. `SourceResult` is the raw result or response from the source.

Type: String

Required: No

### Type

The type of parameter. Valid values include the following: `String`, `StringList`, and `SecureString`.

#### Note

If type is `StringList`, the system returns a comma-separated string with no spaces between commas in the `Value` field.

Type: String

Valid Values: `String` | `StringList` | `SecureString`

Required: No

### Value

The parameter value.

#### Note

If type is `StringList`, the system returns a comma-separated string with no spaces between commas in the `Value` field.

Type: String

Required: No

### Version

The parameter version.

Type: Long

Required: No

## See Also

For more information about using this API in one of the language-specific AWS SDKs, see the following:

- [AWS SDK for C++](#)
- [AWS SDK for Java V2](#)
- [AWS SDK for Ruby V3](#)

# ParameterHistory

Information about parameter usage.

## Contents

### AllowedPattern

Parameter names can include the following letters and symbols.

a-zA-Z0-9\_.-

Type: String

Length Constraints: Minimum length of 0. Maximum length of 1024.

Required: No

### DataType

The data type of the parameter, such as `text` or `aws:ec2:image`. The default is `text`.

Type: String

Length Constraints: Minimum length of 0. Maximum length of 128.

Required: No

### Description

Information about the parameter.

Type: String

Length Constraints: Minimum length of 0. Maximum length of 1024.

Required: No

### KeyId

The alias of the AWS Key Management Service (AWS KMS) key used to encrypt the parameter.  
Applies to `SecureString` parameters only

Type: String

Length Constraints: Minimum length of 1. Maximum length of 256.

Pattern: `^([a-zA-Z0-9:/_-]+)$`

Required: No

### **Labels**

Labels assigned to the parameter version.

Type: Array of strings

Array Members: Minimum number of 1 item. Maximum number of 10 items.

Length Constraints: Minimum length of 1. Maximum length of 100.

Required: No

### **LastModifiedDate**

Date the parameter was last changed or updated.

Type: Timestamp

Required: No

### **LastModifiedUser**

Amazon Resource Name (ARN) of the Amazon Web Services user who last changed the parameter.

Type: String

Required: No

### **Name**

The name of the parameter.

Type: String

Length Constraints: Minimum length of 1. Maximum length of 2048.

Required: No

### **Policies**

Information about the policies assigned to a parameter.

[Assigning parameter policies](#) in the *AWS Systems Manager User Guide*.

Type: Array of [ParameterInlinePolicy](#) objects

Required: No

### **Tier**

The parameter tier.

Type: String

Valid Values: Standard | Advanced | Intelligent-Tiering

Required: No

### **Type**

The type of parameter used.

Type: String

Valid Values: String | StringList | SecureString

Required: No

### **Value**

The parameter value.

Type: String

Required: No

### **Version**

The parameter version.

Type: Long

Required: No

## **See Also**

For more information about using this API in one of the language-specific AWS SDKs, see the following:

- [AWS SDK for C++](#)
- [AWS SDK for Java V2](#)
- [AWS SDK for Ruby V3](#)

# ParameterInlinePolicy

One or more policies assigned to a parameter.

## Contents

### PolicyStatus

The status of the policy. Policies report the following statuses: Pending (the policy hasn't been enforced or applied yet), Finished (the policy was applied), Failed (the policy wasn't applied), or InProgress (the policy is being applied now).

Type: String

Required: No

### PolicyText

The JSON text of the policy.

Type: String

Required: No

### PolicyType

The type of policy. Parameter Store, a capability of AWS Systems Manager, supports the following policy types: Expiration, ExpirationNotification, and NoChangeNotification.

Type: String

Required: No

## See Also

For more information about using this API in one of the language-specific AWS SDKs, see the following:

- [AWS SDK for C++](#)
- [AWS SDK for Java V2](#)
- [AWS SDK for Ruby V3](#)





# ParameterMetadata

Metadata includes information like the Amazon Resource Name (ARN) of the last user to update the parameter and the date and time the parameter was last used.

## Contents

### AllowedPattern

A parameter name can include only the following letters and symbols.

a-zA-Z0-9\_.-

Type: String

Length Constraints: Minimum length of 0. Maximum length of 1024.

Required: No

### ARN

The Amazon Resource Name (ARN) of the parameter.

Type: String

Required: No

### DataType

The data type of the parameter, such as `text` or `aws:ec2:image`. The default is `text`.

Type: String

Length Constraints: Minimum length of 0. Maximum length of 128.

Required: No

### Description

Description of the parameter actions.

Type: String

Length Constraints: Minimum length of 0. Maximum length of 1024.

Required: No

### KeyId

The alias of the AWS Key Management Service (AWS KMS) key used to encrypt the parameter. Applies to SecureString parameters only.

Type: String

Length Constraints: Minimum length of 1. Maximum length of 256.

Pattern:  $^([a-zA-Z0-9:/_-]+)$$

Required: No

### LastModifiedDate

Date the parameter was last changed or updated.

Type: Timestamp

Required: No

### LastModifiedUser

Amazon Resource Name (ARN) of the Amazon Web Services user who last changed the parameter.

Type: String

Required: No

### Name

The parameter name.

Type: String

Length Constraints: Minimum length of 1. Maximum length of 2048.

Required: No

### Policies

A list of policies associated with a parameter.

Type: Array of [ParameterInlinePolicy](#) objects

Required: No

## Tier

The parameter tier.

Type: String

Valid Values: Standard | Advanced | Intelligent-Tiering

Required: No

## Type

The type of parameter. Valid parameter types include the following: String, StringList, and SecureString.

Type: String

Valid Values: String | StringList | SecureString

Required: No

## Version

The parameter version.

Type: Long

Required: No

## See Also

For more information about using this API in one of the language-specific AWS SDKs, see the following:

- [AWS SDK for C++](#)
- [AWS SDK for Java V2](#)
- [AWS SDK for Ruby V3](#)

# ParametersFilter

This data type is deprecated. Instead, use [ParameterStringFilter](#).

## Contents

### Key

The name of the filter.

Type: String

Valid Values: Name | Type | KeyId

Required: Yes

### Values

The filter values.

Type: Array of strings

Array Members: Minimum number of 1 item. Maximum number of 50 items.

Length Constraints: Minimum length of 1. Maximum length of 1024.

Required: Yes

## See Also

For more information about using this API in one of the language-specific AWS SDKs, see the following:

- [AWS SDK for C++](#)
- [AWS SDK for Java V2](#)
- [AWS SDK for Ruby V3](#)

# ParameterStringFilter

One or more filters. Use a filter to return a more specific list of results.

## Contents

### Key

The name of the filter.

The `ParameterStringFilter` object is used by the [DescribeParameters](#) and [GetParametersByPath](#) API operations. However, not all of the pattern values listed for Key can be used with both operations.

For `DescribeParameters`, all of the listed patterns are valid except `Label`.

For `GetParametersByPath`, the following patterns listed for Key aren't valid: `tag`, `DataType`, `Name`, `Path`, and `Tier`.

For examples of AWS CLI commands demonstrating valid parameter filter constructions, see [Searching for Systems Manager parameters](#) in the *AWS Systems Manager User Guide*.

Type: String

Length Constraints: Minimum length of 1. Maximum length of 132.

Pattern: `tag : . + |Name |Type |KeyId |Path |Label |Tier |DataType`

Required: Yes

### Option

For all filters used with [DescribeParameters](#), valid options include `Equals` and `BeginsWith`. The `Name` filter additionally supports the `Contains` option. (Exception: For filters using the key `Path`, valid options include `Recursive` and `OneLevel`.)

For filters used with [GetParametersByPath](#), valid options include `Equals` and `BeginsWith`. (Exception: For filters using `Label` as the Key name, the only valid option is `Equals`.)

Type: String

Length Constraints: Minimum length of 1. Maximum length of 10.

Required: No

## Values

The value you want to search for.

Type: Array of strings

Array Members: Minimum number of 1 item. Maximum number of 50 items.

Length Constraints: Minimum length of 1. Maximum length of 1024.

Required: No

## See Also

For more information about using this API in one of the language-specific AWS SDKs, see the following:

- [AWS SDK for C++](#)
- [AWS SDK for Java V2](#)
- [AWS SDK for Ruby V3](#)

# ParentStepDetails

A detailed status of the parent step.

## Contents

### Action

The name of the automation action.

Type: String

Pattern: `^aws:[a-zA-Z]{3,25}$`

Required: No

### Iteration

The current repetition of the loop represented by an integer.

Type: Integer

Required: No

### IteratorValue

The current value of the specified iterator in the loop.

Type: String

Required: No

### StepExecutionId

The unique ID of a step execution.

Type: String

Required: No

### StepName

The name of the step.

Type: String

Required: No

## See Also

For more information about using this API in one of the language-specific AWS SDKs, see the following:

- [AWS SDK for C++](#)
- [AWS SDK for Java V2](#)
- [AWS SDK for Ruby V3](#)



# Patch

Represents metadata about a patch.

## Contents

### AdvisoryIds

The Advisory ID of the patch. For example, `RHSA-2020:3779`. Applies to Linux-based managed nodes only.

Type: Array of strings

Required: No

### Arch

The architecture of the patch. For example, in `example-pkg-0.710.10-2.7.abcd.x86_64`, the architecture is indicated by `x86_64`. Applies to Linux-based managed nodes only.

Type: String

Required: No

### BugzillaIds

The Bugzilla ID of the patch. For example, `1600646`. Applies to Linux-based managed nodes only.

Type: Array of strings

Required: No

### Classification

The classification of the patch. For example, `SecurityUpdates`, `Updates`, or `CriticalUpdates`.

Type: String

Required: No

### ContentUrl

The URL where more information can be obtained about the patch.

Type: String

Required: No

### CVEIds

The Common Vulnerabilities and Exposures (CVE) ID of the patch. For example, CVE-2011-3192. Applies to Linux-based managed nodes only.

Type: Array of strings

Required: No

### Description

The description of the patch.

Type: String

Required: No

### Epoch

The epoch of the patch. For example in `pkg-example-EE-20180914-2.2.amzn1.noarch`, the epoch value is `20180914-2`. Applies to Linux-based managed nodes only.

Type: Integer

Required: No

### Id

The ID of the patch. Applies to Windows patches only.

#### Note

This ID isn't the same as the Microsoft Knowledge Base ID.

Type: String

Length Constraints: Minimum length of 1. Maximum length of 100.

Required: No

## **KbNumber**

The Microsoft Knowledge Base ID of the patch. Applies to Windows patches only.

Type: String

Required: No

## **Language**

The language of the patch if it's language-specific.

Type: String

Required: No

## **MsrcNumber**

The ID of the Microsoft Security Response Center (MSRC) bulletin the patch is related to. For example, MS14-045. Applies to Windows patches only.

Type: String

Required: No

## **MsrcSeverity**

The severity of the patch, such as `Critical`, `Important`, or `Moderate`. Applies to Windows patches only.

Type: String

Required: No

## **Name**

The name of the patch. Applies to Linux-based managed nodes only.

Type: String

Required: No

## **Product**

The specific product the patch is applicable for. For example, `WindowsServer2016` or `AmazonLinux2018.03`.

Type: String

Required: No

### **ProductFamily**

The product family the patch is applicable for. For example, `Windows` or `Amazon Linux 2`.

Type: String

Required: No

### **Release**

The particular release of a patch. For example, in `pkg-example-EE-20180914-2.2.amzn1.noarch`, the release is `2.amaz1`. Applies to Linux-based managed nodes only.

Type: String

Required: No

### **ReleaseDate**

The date the patch was released.

Type: Timestamp

Required: No

### **Repository**

The source patch repository for the operating system and version, such as `trusty-security` for Ubuntu Server 14.04 LTE and `focal-security` for Ubuntu Server 20.04 LTE. Applies to Linux-based managed nodes only.

Type: String

Required: No

### **Severity**

The severity level of the patch. For example, `CRITICAL` or `MODERATE`.

Type: String

Required: No

## Title

The title of the patch.

Type: String

Required: No

## Vendor

The name of the vendor providing the patch.

Type: String

Required: No

## Version

The version number of the patch. For example, in `example-pkg-1.710.10-2.7.abcd.x86_64`, the version number is indicated by `-1`. Applies to Linux-based managed nodes only.

Type: String

Required: No

## See Also

For more information about using this API in one of the language-specific AWS SDKs, see the following:

- [AWS SDK for C++](#)
- [AWS SDK for Java V2](#)
- [AWS SDK for Ruby V3](#)

# PatchBaselineIdentity

Defines the basic information about a patch baseline.

## Contents

### BaselineDescription

The description of the patch baseline.

Type: String

Length Constraints: Minimum length of 1. Maximum length of 1024.

Required: No

### BaselineId

The ID of the patch baseline.

Type: String

Length Constraints: Minimum length of 20. Maximum length of 128.

Pattern: `^[a-zA-Z0-9_\- :/]{20,128}$`

Required: No

### BaselineName

The name of the patch baseline.

Type: String

Length Constraints: Minimum length of 3. Maximum length of 128.

Pattern: `^[a-zA-Z0-9_\- .]{3,128}$`

Required: No

### DefaultBaseline

Indicates whether this is the default baseline. AWS Systems Manager supports creating multiple default patch baselines. For example, you can create a default patch baseline for each operating system.

Type: Boolean

Required: No

## OperatingSystem

Defines the operating system the patch baseline applies to. The default value is `WINDOWS`.

Type: String

Valid Values: `WINDOWS` | `AMAZON_LINUX` | `AMAZON_LINUX_2` | `AMAZON_LINUX_2022` | `UBUNTU` | `REDHAT_ENTERPRISE_LINUX` | `SUSE` | `CENTOS` | `ORACLE_LINUX` | `DEBIAN` | `MACOS` | `RASPBIAN` | `ROCKY_LINUX` | `ALMA_LINUX` | `AMAZON_LINUX_2023`

Required: No

## See Also

For more information about using this API in one of the language-specific AWS SDKs, see the following:

- [AWS SDK for C++](#)
- [AWS SDK for Java V2](#)
- [AWS SDK for Ruby V3](#)

# PatchComplianceData

Information about the state of a patch on a particular managed node as it relates to the patch baseline used to patch the node.

## Contents

### Classification

The classification of the patch, such as `SecurityUpdates`, `Updates`, and `CriticalUpdates`.

Type: String

Required: Yes

### InstalledTime

The date/time the patch was installed on the managed node. Not all operating systems provide this level of information.

Type: Timestamp

Required: Yes

### KBid

The operating system-specific ID of the patch.

Type: String

Required: Yes

### Severity

The severity of the patch such as `Critical`, `Important`, and `Moderate`.

Type: String

Required: Yes

### State

The state of the patch on the managed node, such as `INSTALLED` or `FAILED`.

For descriptions of each patch state, see [About patch compliance](#) in the *AWS Systems Manager User Guide*.



Type: String

Valid Values: INSTALLED | INSTALLED\_OTHER | INSTALLED\_PENDING\_REBOOT | INSTALLED\_REJECTED | MISSING | NOT\_APPLICABLE | FAILED

Required: Yes

## Title

The title of the patch.

Type: String

Required: Yes

## CVEIds

The IDs of one or more Common Vulnerabilities and Exposure (CVE) issues that are resolved by the patch.

### Note

Currently, CVE ID values are reported only for patches with a status of `Missing` or `Failed`.

Type: String

Required: No

## See Also

For more information about using this API in one of the language-specific AWS SDKs, see the following:

- [AWS SDK for C++](#)
- [AWS SDK for Java V2](#)
- [AWS SDK for Ruby V3](#)

# PatchFilter

Defines which patches should be included in a patch baseline.

A patch filter consists of a key and a set of values. The filter key is a patch property. For example, the available filter keys for WINDOWS are PATCH\_SET, PRODUCT, PRODUCT\_FAMILY, CLASSIFICATION, and MSRC\_SEVERITY.

The filter values define a matching criterion for the patch property indicated by the key. For example, if the filter key is PRODUCT and the filter values are ["Office 2013", "Office 2016"], then the filter accepts all patches where product name is either "Office 2013" or "Office 2016". The filter values can be exact values for the patch property given as a key, or a wildcard (\*), which matches all values.

You can view lists of valid values for the patch properties by running the `DescribePatchProperties` command. For information about which patch properties can be used with each major operating system, see [DescribePatchProperties](#).

## Contents

### Key

The key for the filter.

Run the [DescribePatchProperties](#) command to view lists of valid keys for each operating system type.

Type: String

Valid Values: ARCH | ADVISORY\_ID | BUGZILLA\_ID | PATCH\_SET | PRODUCT | PRODUCT\_FAMILY | CLASSIFICATION | CVE\_ID | EPOCH | MSRC\_SEVERITY | NAME | PATCH\_ID | SECTION | PRIORITY | REPOSITORY | RELEASE | SEVERITY | SECURITY | VERSION

Required: Yes

### Values

The value for the filter key.

Run the [DescribePatchProperties](#) command to view lists of valid values for each key based on operating system type.

Type: Array of strings

Array Members: Minimum number of 1 item. Maximum number of 20 items.

Length Constraints: Minimum length of 1. Maximum length of 64.

Required: Yes

## See Also

For more information about using this API in one of the language-specific AWS SDKs, see the following:

- [AWS SDK for C++](#)
- [AWS SDK for Java V2](#)
- [AWS SDK for Ruby V3](#)

# PatchFilterGroup

A set of patch filters, typically used for approval rules.

## Contents

### PatchFilters

The set of patch filters that make up the group.

Type: Array of [PatchFilter](#) objects

Array Members: Minimum number of 0 items. Maximum number of 4 items.

Required: Yes

## See Also

For more information about using this API in one of the language-specific AWS SDKs, see the following:

- [AWS SDK for C++](#)
- [AWS SDK for Java V2](#)
- [AWS SDK for Ruby V3](#)

# PatchGroupPatchBaselineMapping

The mapping between a patch group and the patch baseline the patch group is registered with.

## Contents

### BaselineIdentity

The patch baseline the patch group is registered with.

Type: [PatchBaselineIdentity](#) object

Required: No

### PatchGroup

The name of the patch group registered with the patch baseline.

Type: String

Length Constraints: Minimum length of 1. Maximum length of 256.

Pattern: `^([\p{L}\p{Z}\p{N}_ . : / = + \ - @] * )$`

Required: No

## See Also

For more information about using this API in one of the language-specific AWS SDKs, see the following:

- [AWS SDK for C++](#)
- [AWS SDK for Java V2](#)
- [AWS SDK for Ruby V3](#)

# PatchOrchestratorFilter

Defines a filter used in Patch Manager APIs. Supported filter keys depend on the API operation that includes the filter. Patch Manager API operations that use `PatchOrchestratorFilter` include the following:

- [DescribeAvailablePatches](#)
- [DescribeInstancePatches](#)
- [DescribePatchBaselines](#)
- [DescribePatchGroups](#)

## Contents

### Key

The key for the filter.

Type: String

Length Constraints: Minimum length of 1. Maximum length of 128.

Required: No

### Values

The value for the filter.

Type: Array of strings

Length Constraints: Minimum length of 1. Maximum length of 256.

Required: No

## See Also

For more information about using this API in one of the language-specific AWS SDKs, see the following:

- [AWS SDK for C++](#)

- [AWS SDK for Java V2](#)
- [AWS SDK for Ruby V3](#)

# PatchRule

Defines an approval rule for a patch baseline.

## Contents

### PatchFilterGroup

The patch filter group that defines the criteria for the rule.

Type: [PatchFilterGroup](#) object

Required: Yes

### ApproveAfterDays

The number of days after the release date of each patch matched by the rule that the patch is marked as approved in the patch baseline. For example, a value of 7 means that patches are approved seven days after they are released.

This parameter is marked as Required: No, but your request must include a value for either ApproveAfterDays or ApproveUntilDate.

Not supported for Debian Server or Ubuntu Server.

#### Important

Use caution when setting this value for Windows Server patch baselines. Because patch updates that are replaced by later updates are removed, setting too broad a value for this parameter can result in crucial patches not being installed. For more information, see the **Windows Server** tab in the topic [How security patches are selected](#) in the *AWS Systems Manager User Guide*.

Type: Integer

Valid Range: Minimum value of 0. Maximum value of 360.

Required: No



## ApproveUntilDate

The cutoff date for auto approval of released patches. Any patches released on or before this date are installed automatically.

Enter dates in the format YYYY-MM-DD. For example, 2024-12-31.

This parameter is marked as Required: No, but your request must include a value for either ApproveUntilDate or ApproveAfterDays.

Not supported for Debian Server or Ubuntu Server.

### Important

Use caution when setting this value for Windows Server patch baselines. Because patch updates that are replaced by later updates are removed, setting too broad a value for this parameter can result in crucial patches not being installed. For more information, see the **Windows Server** tab in the topic [How security patches are selected](#) in the *AWS Systems Manager User Guide*.

Type: String

Length Constraints: Minimum length of 1. Maximum length of 10.

Required: No

## ComplianceLevel

A compliance severity level for all approved patches in a patch baseline.

Type: String

Valid Values: CRITICAL | HIGH | MEDIUM | LOW | INFORMATIONAL | UNSPECIFIED

Required: No

## EnableNonSecurity

For managed nodes identified by the approval rule filters, enables a patch baseline to apply non-security updates available in the specified repository. The default value is false. Applies to Linux managed nodes only.

Type: Boolean

Required: No

## See Also

For more information about using this API in one of the language-specific AWS SDKs, see the following:

- [AWS SDK for C++](#)
- [AWS SDK for Java V2](#)
- [AWS SDK for Ruby V3](#)

# PatchRuleGroup

A set of rules defining the approval rules for a patch baseline.

## Contents

### PatchRules

The rules that make up the rule group.

Type: Array of [PatchRule](#) objects

Array Members: Minimum number of 0 items. Maximum number of 10 items.

Required: Yes

## See Also

For more information about using this API in one of the language-specific AWS SDKs, see the following:

- [AWS SDK for C++](#)
- [AWS SDK for Java V2](#)
- [AWS SDK for Ruby V3](#)

# PatchSource

Information about the patches to use to update the managed nodes, including target operating systems and source repository. Applies to Linux managed nodes only.

## Contents

### Configuration

The value of the yum repo configuration. For example:

```
[main]

name=MyCustomRepository

baseurl=https://my-custom-repository

enabled=1
```

#### Note

For information about other options available for your yum repository configuration, see [dnf.conf\(5\)](#).

Type: String

Length Constraints: Minimum length of 1. Maximum length of 1024.

Required: Yes

### Name

The name specified to identify the patch source.

Type: String

Pattern: `^[a-zA-Z0-9_\-]{3,50}$`

Required: Yes

## Products

The specific operating system versions a patch repository applies to, such as "Ubuntu16.04", "AmazonLinux2016.09", "RedhatEnterpriseLinux7.2" or "Suse12.7". For lists of supported product values, see [PatchFilter](#).

Type: Array of strings

Array Members: Minimum number of 1 item. Maximum number of 20 items.

Length Constraints: Minimum length of 1. Maximum length of 128.

Required: Yes

## See Also

For more information about using this API in one of the language-specific AWS SDKs, see the following:

- [AWS SDK for C++](#)
- [AWS SDK for Java V2](#)
- [AWS SDK for Ruby V3](#)

# PatchStatus

Information about the approval status of a patch.

## Contents

### ApprovalDate

The date the patch was approved (or will be approved if the status is PENDING\_APPROVAL).

Type: Timestamp

Required: No

### ComplianceLevel

The compliance severity level for a patch.

Type: String

Valid Values: CRITICAL | HIGH | MEDIUM | LOW | INFORMATIONAL | UNSPECIFIED

Required: No

### DeploymentStatus

The approval status of a patch.

Type: String

Valid Values: APPROVED | PENDING\_APPROVAL | EXPLICIT\_APPROVED | EXPLICIT\_REJECTED

Required: No

## See Also

For more information about using this API in one of the language-specific AWS SDKs, see the following:

- [AWS SDK for C++](#)
- [AWS SDK for Java V2](#)

- [AWS SDK for Ruby V3](#)

# ProgressCounters

An aggregate of step execution statuses displayed in the AWS Systems Manager console for a multi-Region and multi-account Automation execution.

## Contents

### CancelledSteps

The total number of steps that the system cancelled in all specified AWS Regions and AWS accounts for the current Automation execution.

Type: Integer

Required: No

### FailedSteps

The total number of steps that failed to run in all specified AWS Regions and AWS accounts for the current Automation execution.

Type: Integer

Required: No

### SuccessSteps

The total number of steps that successfully completed in all specified AWS Regions and AWS accounts for the current Automation execution.

Type: Integer

Required: No

### TimedOutSteps

The total number of steps that timed out in all specified AWS Regions and AWS accounts for the current Automation execution.

Type: Integer

Required: No



## TotalSteps

The total number of steps run in all specified AWS Regions and AWS accounts for the current Automation execution.

Type: Integer

Required: No

## See Also

For more information about using this API in one of the language-specific AWS SDKs, see the following:

- [AWS SDK for C++](#)
- [AWS SDK for Java V2](#)
- [AWS SDK for Ruby V3](#)

# RegistrationMetadataItem

Reserved for internal use.

## Contents

### Key

Reserved for internal use.

Type: String

Length Constraints: Minimum length of 1. Maximum length of 128.

Pattern: `^(?!\\s*$).+`

Required: Yes

### Value

Reserved for internal use.

Type: String

Length Constraints: Minimum length of 1. Maximum length of 2048.

Pattern: `^(?!\\s*$).+`

Required: Yes

## See Also

For more information about using this API in one of the language-specific AWS SDKs, see the following:

- [AWS SDK for C++](#)
- [AWS SDK for Java V2](#)
- [AWS SDK for Ruby V3](#)

# RelatedOpsItem

An OpsItems that shares something in common with the current OpsItem. For example, related OpsItems can include OpsItems with similar error messages, impacted resources, or statuses for the impacted resource.

## Contents

### OpsItemId

The ID of an OpsItem related to the current OpsItem.

Type: String

Required: Yes

## See Also

For more information about using this API in one of the language-specific AWS SDKs, see the following:

- [AWS SDK for C++](#)
- [AWS SDK for Java V2](#)
- [AWS SDK for Ruby V3](#)

# ResolvedTargets

Information about targets that resolved during the Automation execution.

## Contents

### ParameterValues

A list of parameter values sent to targets that resolved during the Automation execution.

Type: Array of strings

Required: No

### Truncated

A boolean value indicating whether the resolved target list is truncated.

Type: Boolean

Required: No

## See Also

For more information about using this API in one of the language-specific AWS SDKs, see the following:

- [AWS SDK for C++](#)
- [AWS SDK for Java V2](#)
- [AWS SDK for Ruby V3](#)

# ResourceComplianceSummaryItem

Compliance summary information for a specific resource.

## Contents

### ComplianceType

The compliance type.

Type: String

Length Constraints: Minimum length of 1. Maximum length of 100.

Pattern: `[A-Za-z0-9_\-]\w+|Custom:[a-zA-Z0-9_\-]\w+`

Required: No

### CompliantSummary

A list of items that are compliant for the resource.

Type: [CompliantSummary](#) object

Required: No

### ExecutionSummary

Information about the execution.

Type: [ComplianceExecutionSummary](#) object

Required: No

### NonCompliantSummary

A list of items that aren't compliant for the resource.

Type: [NonCompliantSummary](#) object

Required: No

### OverallSeverity

The highest severity item found for the resource. The resource is compliant for this item.

Type: String

Valid Values: CRITICAL | HIGH | MEDIUM | LOW | INFORMATIONAL | UNSPECIFIED

Required: No

### **ResourceId**

The resource ID.

Type: String

Length Constraints: Minimum length of 1. Maximum length of 100.

Required: No

### **ResourceType**

The resource type.

Type: String

Length Constraints: Minimum length of 1. Maximum length of 50.

Required: No

### **Status**

The compliance status for the resource.

Type: String

Valid Values: COMPLIANT | NON\_COMPLIANT

Required: No

## **See Also**

For more information about using this API in one of the language-specific AWS SDKs, see the following:

- [AWS SDK for C++](#)
- [AWS SDK for Java V2](#)
- [AWS SDK for Ruby V3](#)



# ResourceDataSyncAwsOrganizationsSource

Information about the `AwsOrganizationsSource` resource data sync source. A sync source of this type can synchronize data from AWS Organizations or, if an AWS organization isn't present, from multiple AWS Regions.

## Contents

### OrganizationSourceType

If an AWS organization is present, this is either `OrganizationalUnits` or `EntireOrganization`. For `OrganizationalUnits`, the data is aggregated from a set of organization units. For `EntireOrganization`, the data is aggregated from the entire AWS organization.

Type: String

Length Constraints: Minimum length of 1. Maximum length of 64.

Required: Yes

### OrganizationalUnits

The AWS Organizations organization units included in the sync.

Type: Array of [ResourceDataSyncOrganizationalUnit](#) objects

Array Members: Minimum number of 1 item. Maximum number of 1000 items.

Required: No

## See Also

For more information about using this API in one of the language-specific AWS SDKs, see the following:

- [AWS SDK for C++](#)
- [AWS SDK for Java V2](#)
- [AWS SDK for Ruby V3](#)



# ResourceDataSyncDestinationDataSharing

Synchronize AWS Systems Manager Inventory data from multiple AWS accounts defined in AWS Organizations to a centralized Amazon S3 bucket. Data is synchronized to individual key prefixes in the central bucket. Each key prefix represents a different AWS account ID.

## Contents

### DestinationDataSharingType

The sharing data type. Only `Organization` is supported.

Type: String

Length Constraints: Minimum length of 1. Maximum length of 64.

Required: No

## See Also

For more information about using this API in one of the language-specific AWS SDKs, see the following:

- [AWS SDK for C++](#)
- [AWS SDK for Java V2](#)
- [AWS SDK for Ruby V3](#)

# ResourceDataSyncItem

Information about a resource data sync configuration, including its current status and last successful sync.

## Contents

### LastStatus

The status reported by the last sync.

Type: String

Valid Values: Successful | Failed | InProgress

Required: No

### LastSuccessfulSyncTime

The last time the sync operations returned a status of SUCCESSFUL (UTC).

Type: Timestamp

Required: No

### LastSyncStatusMessage

The status message details reported by the last sync.

Type: String

Required: No

### LastSyncTime

The last time the configuration attempted to sync (UTC).

Type: Timestamp

Required: No

### S3Destination

Configuration information for the target S3 bucket.

Type: [ResourceDataSyncS3Destination](#) object

Required: No

### **SyncCreatedTime**

The date and time the configuration was created (UTC).

Type: Timestamp

Required: No

### **SyncLastModifiedTime**

The date and time the resource data sync was changed.

Type: Timestamp

Required: No

### **SyncName**

The name of the resource data sync.

Type: String

Length Constraints: Minimum length of 1. Maximum length of 64.

Required: No

### **SyncSource**

Information about the source where the data was synchronized.

Type: [ResourceDataSyncSourceWithState](#) object

Required: No

### **SyncType**

The type of resource data sync. If SyncType is `SyncToDestination`, then the resource data sync synchronizes data to an S3 bucket. If the SyncType is `SyncFromSource` then the resource data sync synchronizes data from AWS Organizations or from multiple AWS Regions.

Type: String

Length Constraints: Minimum length of 1. Maximum length of 64.

Required: No

## See Also

For more information about using this API in one of the language-specific AWS SDKs, see the following:

- [AWS SDK for C++](#)
- [AWS SDK for Java V2](#)
- [AWS SDK for Ruby V3](#)

# ResourceDataSyncOrganizationalUnit

The AWS Organizations organizational unit data source for the sync.

## Contents

### OrganizationalUnitId

The AWS Organizations unit ID data source for the sync.

Type: String

Length Constraints: Minimum length of 1. Maximum length of 128.

Pattern: `^ou-[0-9a-z]{4,32}-[a-z0-9]{8,32}$`

Required: No

## See Also

For more information about using this API in one of the language-specific AWS SDKs, see the following:

- [AWS SDK for C++](#)
- [AWS SDK for Java V2](#)
- [AWS SDK for Ruby V3](#)

# ResourceDataSyncS3Destination

Information about the target S3 bucket for the resource data sync.

## Contents

### BucketName

The name of the S3 bucket where the aggregated data is stored.

Type: String

Length Constraints: Minimum length of 1. Maximum length of 2048.

Required: Yes

### Region

The AWS Region with the S3 bucket targeted by the resource data sync.

Type: String

Length Constraints: Minimum length of 1. Maximum length of 64.

Required: Yes

### SyncFormat

A supported sync format. The following format is currently supported: JsonSerializerDe

Type: String

Valid Values: JsonSerializerDe

Required: Yes

### AWSKMSKeyARN

The ARN of an encryption key for a destination in Amazon S3. Must belong to the same Region as the destination S3 bucket.

Type: String

Length Constraints: Minimum length of 1. Maximum length of 512.

Pattern: arn:.\*

Required: No

## DestinationDataSharing

Enables destination data sharing. By default, this field is null.

Type: [ResourceDataSyncDestinationDataSharing](#) object

Required: No

## Prefix

An Amazon S3 prefix for the bucket.

Type: String

Length Constraints: Minimum length of 1. Maximum length of 256.

Required: No

## See Also

For more information about using this API in one of the language-specific AWS SDKs, see the following:

- [AWS SDK for C++](#)
- [AWS SDK for Java V2](#)
- [AWS SDK for Ruby V3](#)

# ResourceDataSyncSource

Information about the source of the data included in the resource data sync.

## Contents

### SourceRegions

The SyncSource AWS Regions included in the resource data sync.

Type: Array of strings

Length Constraints: Minimum length of 1. Maximum length of 64.

Required: Yes

### SourceType

The type of data source for the resource data sync. SourceType is either `AwsOrganizations` (if an organization is present in AWS Organizations) or `SingleAccountMultiRegions`.

Type: String

Length Constraints: Minimum length of 1. Maximum length of 64.

Required: Yes

### AwsOrganizationsSource

Information about the `AwsOrganizationsSource` resource data sync source. A sync source of this type can synchronize data from AWS Organizations.

Type: [ResourceDataSyncAwsOrganizationsSource](#) object

Required: No

### EnableAllOpsDataSources

When you create a resource data sync, if you choose one of the AWS Organizations options, then Systems Manager automatically enables all OpsData sources in the selected AWS Regions for all AWS accounts in your organization (or in the selected organization units). For more information, see [Setting up Systems Manager Explorer to display data from multiple accounts and Regions](#) in the *AWS Systems Manager User Guide*.



Type: Boolean

Required: No

### **IncludeFutureRegions**

Whether to automatically synchronize and aggregate data from new AWS Regions when those Regions come online.

Type: Boolean

Required: No

## **See Also**

For more information about using this API in one of the language-specific AWS SDKs, see the following:

- [AWS SDK for C++](#)
- [AWS SDK for Java V2](#)
- [AWS SDK for Ruby V3](#)

# ResourceDataSyncSourceWithState

The data type name for including resource data sync state. There are four sync states:

`OrganizationNotExists` (Your organization doesn't exist)

`NoPermissions` (The system can't locate the service-linked role. This role is automatically created when a user creates a resource data sync in AWS Systems Manager Explorer.)

`InvalidOrganizationalUnit` (You specified or selected an invalid unit in the resource data sync configuration.)

`TrustedAccessDisabled` (You disabled Systems Manager access in the organization in AWS Organizations.)

## Contents

### AwsOrganizationsSource

The field name in `SyncSource` for the `ResourceDataSyncAwsOrganizationsSource` type.

Type: [ResourceDataSyncAwsOrganizationsSource](#) object

Required: No

### EnableAllOpsDataSources

When you create a resource data sync, if you choose one of the AWS Organizations options, then Systems Manager automatically enables all OpsData sources in the selected AWS Regions for all AWS accounts in your organization (or in the selected organization units). For more information, see [Setting up Systems Manager Explorer to display data from multiple accounts and Regions](#) in the *AWS Systems Manager User Guide*.

Type: Boolean

Required: No

### IncludeFutureRegions

Whether to automatically synchronize and aggregate data from new AWS Regions when those Regions come online.

Type: Boolean

Required: No

### SourceRegions

The SyncSource AWS Regions included in the resource data sync.

Type: Array of strings

Length Constraints: Minimum length of 1. Maximum length of 64.

Required: No

### SourceType

The type of data source for the resource data sync. SourceType is either `AwsOrganizations` (if an organization is present in AWS Organizations) or `singleAccountMultiRegions`.

Type: String

Length Constraints: Minimum length of 1. Maximum length of 64.

Required: No

### State

The data type name for including resource data sync state. There are four sync states:

`OrganizationNotExists`: Your organization doesn't exist.

`NoPermissions`: The system can't locate the service-linked role. This role is automatically created when a user creates a resource data sync in Explorer.

`InvalidOrganizationalUnit`: You specified or selected an invalid unit in the resource data sync configuration.

`TrustedAccessDisabled`: You disabled Systems Manager access in the organization in AWS Organizations.

Type: String

Length Constraints: Minimum length of 1. Maximum length of 64.

Required: No

## See Also

For more information about using this API in one of the language-specific AWS SDKs, see the following:

- [AWS SDK for C++](#)
- [AWS SDK for Java V2](#)
- [AWS SDK for Ruby V3](#)

# ResultAttribute

The inventory item result attribute.

## Contents

### TypeName

Name of the inventory item type. Valid value: `AWS:InstanceInformation`. Default Value: `AWS:InstanceInformation`.

Type: String

Length Constraints: Minimum length of 1. Maximum length of 100.

Pattern: `^(AWS|Custom):.*$`

Required: Yes

## See Also

For more information about using this API in one of the language-specific AWS SDKs, see the following:

- [AWS SDK for C++](#)
- [AWS SDK for Java V2](#)
- [AWS SDK for Ruby V3](#)

# ReviewInformation

Information about the result of a document review request.

## Contents

### ReviewedTime

The time that the reviewer took action on the document review request.

Type: Timestamp

Required: No

### Reviewer

The reviewer assigned to take action on the document review request.

Type: String

Length Constraints: Maximum length of 50.

Pattern: `^[a-zA-Z0-9_\-\.\-]{1,128}$`

Required: No

### Status

The current status of the document review request.

Type: String

Valid Values: APPROVED | NOT\_REVIEWED | PENDING | REJECTED

Required: No

## See Also

For more information about using this API in one of the language-specific AWS SDKs, see the following:

- [AWS SDK for C++](#)
- [AWS SDK for Java V2](#)

- [AWS SDK for Ruby V3](#)

# Runbook

Information about an Automation runbook used in a runbook workflow in Change Manager.

## Note

The Automation runbooks specified for the runbook workflow can't run until all required approvals for the change request have been received.

## Contents

### DocumentName

The name of the Automation runbook used in a runbook workflow.

Type: String

Pattern: `^[a-zA-Z0-9_\-.:/]{3,128}$`

Required: Yes

### DocumentVersion

The version of the Automation runbook used in a runbook workflow.

Type: String

Pattern: `([$]LATEST|[$]DEFAULT|^[1-9][0-9]*$)`

Required: No

### MaxConcurrency

The MaxConcurrency value specified by the user when the operation started, indicating the maximum number of resources that the runbook operation can run on at the same time.

Type: String

Length Constraints: Minimum length of 1. Maximum length of 7.

Pattern: `^([1-9][0-9]*|[1-9][0-9]%|[1-9]%|100%)$`

Required: No



## MaxErrors

The `MaxErrors` value specified by the user when the execution started, indicating the maximum number of errors that can occur during the operation before the updates are stopped or rolled back.

Type: String

Length Constraints: Minimum length of 1. Maximum length of 7.

Pattern: `^([1-9][0-9]*|[0]|[1-9][0-9]%|[0-9]%|100%)$`

Required: No

## Parameters

The key-value map of execution parameters, which were supplied when calling `StartChangeRequestExecution`.

Type: String to array of strings map

Map Entries: Maximum number of 200 items.

Key Length Constraints: Minimum length of 1. Maximum length of 50.

Array Members: Minimum number of 0 items. Maximum number of 50 items.

Length Constraints: Minimum length of 1. Maximum length of 512.

Required: No

## TargetLocations

Information about the AWS Regions and AWS accounts targeted by the current Runbook operation.

Type: Array of [TargetLocation](#) objects

Array Members: Minimum number of 1 item. Maximum number of 100 items.

Required: No

## TargetMaps

A key-value mapping of runbook parameters to target resources. Both `Targets` and `TargetMaps` can't be specified together.

Type: Array of string to array of strings maps

Array Members: Minimum number of 0 items. Maximum number of 300 items.

Map Entries: Maximum number of 20 items.

Key Length Constraints: Minimum length of 1. Maximum length of 50.

Array Members: Minimum number of 0 items. Maximum number of 25 items.

Length Constraints: Minimum length of 1. Maximum length of 50.

Required: No

### **TargetParameterName**

The name of the parameter used as the target resource for the rate-controlled runbook workflow. Required if you specify Targets.

Type: String

Length Constraints: Minimum length of 1. Maximum length of 50.

Required: No

### **Targets**

A key-value mapping to target resources that the runbook operation performs tasks on. Required if you specify TargetParameterName.

Type: Array of [Target](#) objects

Array Members: Minimum number of 0 items. Maximum number of 5 items.

Required: No

## **See Also**

For more information about using this API in one of the language-specific AWS SDKs, see the following:

- [AWS SDK for C++](#)
- [AWS SDK for Java V2](#)

- [AWS SDK for Ruby V3](#)

# S3OutputLocation

An S3 bucket where you want to store the results of this request.

## Contents

### OutputS3BucketName

The name of the S3 bucket.

Type: String

Length Constraints: Minimum length of 3. Maximum length of 63.

Required: No

### OutputS3KeyPrefix

The S3 bucket subfolder.

Type: String

Length Constraints: Maximum length of 500.

Required: No

### OutputS3Region

The AWS Region of the S3 bucket.

Type: String

Length Constraints: Minimum length of 3. Maximum length of 20.

Required: No

## See Also

For more information about using this API in one of the language-specific AWS SDKs, see the following:

- [AWS SDK for C++](#)
- [AWS SDK for Java V2](#)

- [AWS SDK for Ruby V3](#)

# S3OutputUrl

A URL for the AWS Systems Manager (Systems Manager) bucket where you want to store the results of this request.

## Contents

### OutputUrl

A URL for an S3 bucket where you want to store the results of this request.

Type: String

Required: No

## See Also

For more information about using this API in one of the language-specific AWS SDKs, see the following:

- [AWS SDK for C++](#)
- [AWS SDK for Java V2](#)
- [AWS SDK for Ruby V3](#)

# ScheduledWindowExecution

Information about a scheduled execution for a maintenance window.

## Contents

### ExecutionTime

The time, in ISO-8601 Extended format, that the maintenance window is scheduled to be run.

Type: String

Required: No

### Name

The name of the maintenance window to be run.

Type: String

Length Constraints: Minimum length of 3. Maximum length of 128.

Pattern: `^[a-zA-Z0-9_\-.]{3,128}$`

Required: No

### WindowId

The ID of the maintenance window to be run.

Type: String

Length Constraints: Fixed length of 20.

Pattern: `^mw-[0-9a-f]{17}$`

Required: No

## See Also

For more information about using this API in one of the language-specific AWS SDKs, see the following:

- [AWS SDK for C++](#)
- [AWS SDK for Java V2](#)
- [AWS SDK for Ruby V3](#)



# ServiceSetting

The service setting data structure.

`ServiceSetting` is an account-level setting for an AWS service. This setting defines how a user interacts with or uses a service or a feature of a service. For example, if an AWS service charges money to the account based on feature or service usage, then the AWS service team might create a default setting of "false". This means the user can't use this feature unless they change the setting to "true" and intentionally opt in for a paid feature.

Services map a `SettingId` object to a setting value. AWS services teams define the default value for a `SettingId`. You can't create a new `SettingId`, but you can overwrite the default value if you have the `ssm:UpdateServiceSetting` permission for the setting. Use the [UpdateServiceSetting](#) API operation to change the default setting. Or, use the [ResetServiceSetting](#) to change the value back to the original value defined by the AWS service team.

## Contents

### ARN

The ARN of the service setting.

Type: String

Required: No

### LastModifiedDate

The last time the service setting was modified.

Type: Timestamp

Required: No

### LastModifiedUser

The ARN of the last modified user. This field is populated only if the setting value was overwritten.

Type: String

Required: No

## SettingId

The ID of the service setting.

Type: String

Length Constraints: Minimum length of 1. Maximum length of 1000.

Required: No

## SettingValue

The value of the service setting.

Type: String

Length Constraints: Minimum length of 1. Maximum length of 4096.

Required: No

## Status

The status of the service setting. The value can be Default, Customized or PendingUpdate.

- **Default:** The current setting uses a default value provisioned by the AWS service team.
- **Customized:** The current setting use a custom value specified by the customer.
- **PendingUpdate:** The current setting uses a default or custom value, but a setting change request is pending approval.

Type: String

Required: No

## See Also

For more information about using this API in one of the language-specific AWS SDKs, see the following:

- [AWS SDK for C++](#)
- [AWS SDK for Java V2](#)
- [AWS SDK for Ruby V3](#)

# Session

Information about a Session Manager connection to a managed node.

## Contents

### Details

Reserved for future use.

Type: String

Length Constraints: Minimum length of 1. Maximum length of 1024.

Required: No

### DocumentName

The name of the Session Manager SSM document used to define the parameters and plugin settings for the session. For example, `SSM-SessionManagerRunShell`.

Type: String

Pattern: `^[a-zA-Z0-9_\-\.]{3,128}$`

Required: No

### EndDate

The date and time, in ISO-8601 Extended format, when the session was terminated.

Type: Timestamp

Required: No

### MaxSessionDuration

The maximum duration of a session before it terminates.

Type: String

Length Constraints: Minimum length of 1. Maximum length of 4.

Pattern: `^([1-9]|[1-9][0-9]|[1-9][0-9][0-9]|1[0-4][0-3][0-9]|1440)$`

Required: No

### **OutputUrl**

Reserved for future use.

Type: [SessionManagerOutputUrl](#) object

Required: No

### **Owner**

The ID of the Amazon Web Services user that started the session.

Type: String

Length Constraints: Minimum length of 1. Maximum length of 256.

Required: No

### **Reason**

The reason for connecting to the instance.

Type: String

Length Constraints: Minimum length of 1. Maximum length of 256.

Pattern: `^\.{1,256}$`

Required: No

### **SessionId**

The ID of the session.

Type: String

Length Constraints: Minimum length of 1. Maximum length of 96.

Required: No

### **StartDate**

The date and time, in ISO-8601 Extended format, when the session began.

Type: Timestamp

Required: No

## Status

The status of the session. For example, "Connected" or "Terminated".

Type: String

Valid Values: Connected | Connecting | Disconnected | Terminated | Terminating | Failed

Required: No

## Target

The managed node that the Session Manager session connected to.

Type: String

Length Constraints: Minimum length of 1. Maximum length of 400.

Required: No

## See Also

For more information about using this API in one of the language-specific AWS SDKs, see the following:

- [AWS SDK for C++](#)
- [AWS SDK for Java V2](#)
- [AWS SDK for Ruby V3](#)

# SessionFilter

Describes a filter for Session Manager information.

## Contents

### key

The name of the filter.

Type: String

Valid Values: `InvokedAfter` | `InvokedBefore` | `Target` | `Owner` | `Status` | `SessionId`

Required: Yes

### value

The filter value. Valid values for each filter key are as follows:

- `InvokedAfter`: Specify a timestamp to limit your results. For example, specify `2024-08-29T00:00:00Z` to see sessions that started August 29, 2024, and later.
- `InvokedBefore`: Specify a timestamp to limit your results. For example, specify `2024-08-29T00:00:00Z` to see sessions that started before August 29, 2024.
- `Target`: Specify a managed node to which session connections have been made.
- `Owner`: Specify an Amazon Web Services user to see a list of sessions started by that user.
- `Status`: Specify a valid session status to see a list of all sessions with that status. Status values you can specify include:
  - `Connected`
  - `Connecting`
  - `Disconnected`
  - `Terminated`
  - `Terminating`
  - `Failed`
- `SessionId`: Specify a session ID to return details about the session.

Type: String

Length Constraints: Minimum length of 1. Maximum length of 400.

Required: Yes

## See Also

For more information about using this API in one of the language-specific AWS SDKs, see the following:

- [AWS SDK for C++](#)
- [AWS SDK for Java V2](#)
- [AWS SDK for Ruby V3](#)

# SessionManagerOutputUrl

Reserved for future use.

## Contents

### CloudWatchOutputUrl

Reserved for future use.

Type: String

Length Constraints: Minimum length of 1. Maximum length of 2083.

Required: No

### S3OutputUrl

Reserved for future use.

Type: String

Length Constraints: Minimum length of 1. Maximum length of 2083.

Required: No

## See Also

For more information about using this API in one of the language-specific AWS SDKs, see the following:

- [AWS SDK for C++](#)
- [AWS SDK for Java V2](#)
- [AWS SDK for Ruby V3](#)



# SeveritySummary

The number of managed nodes found for each patch severity level defined in the request filter.

## Contents

### CriticalCount

The total number of resources or compliance items that have a severity level of `Critical`. Critical severity is determined by the organization that published the compliance items.

Type: Integer

Required: No

### HighCount

The total number of resources or compliance items that have a severity level of high. High severity is determined by the organization that published the compliance items.

Type: Integer

Required: No

### InformationalCount

The total number of resources or compliance items that have a severity level of informational. Informational severity is determined by the organization that published the compliance items.

Type: Integer

Required: No

### LowCount

The total number of resources or compliance items that have a severity level of low. Low severity is determined by the organization that published the compliance items.

Type: Integer

Required: No

### MediumCount

The total number of resources or compliance items that have a severity level of medium. Medium severity is determined by the organization that published the compliance items.

Type: Integer

Required: No

### **UnspecifiedCount**

The total number of resources or compliance items that have a severity level of unspecified. Unspecified severity is determined by the organization that published the compliance items.

Type: Integer

Required: No

## **See Also**

For more information about using this API in one of the language-specific AWS SDKs, see the following:

- [AWS SDK for C++](#)
- [AWS SDK for Java V2](#)
- [AWS SDK for Ruby V3](#)

# StepExecution

Detailed information about an the execution state of an Automation step.

## Contents

### Action

The action this step performs. The action determines the behavior of the step.

Type: String

Pattern: `^aws:[a-zA-Z]{3,25}$`

Required: No

### ExecutionEndTime

If a step has finished execution, this contains the time the execution ended. If the step hasn't yet concluded, this field isn't populated.

Type: Timestamp

Required: No

### ExecutionStartTime

If a step has begun execution, this contains the time the step started. If the step is in Pending status, this field isn't populated.

Type: Timestamp

Required: No

### FailureDetails

Information about the Automation failure.

Type: [FailureDetails](#) object

Required: No

### FailureMessage

If a step failed, this message explains why the execution failed.

Type: String

Required: No

### Inputs

Fully-resolved values passed into the step before execution.

Type: String to string map

Required: No

### IsCritical

The flag which can be used to help decide whether the failure of current step leads to the Automation failure.

Type: Boolean

Required: No

### IsEnd

The flag which can be used to end automation no matter whether the step succeeds or fails.

Type: Boolean

Required: No

### MaxAttempts

The maximum number of tries to run the action of the step. The default value is 1.

Type: Integer

Required: No

### NextStep

The next step after the step succeeds.

Type: String

Required: No

### OnFailure

The action to take if the step fails. The default value is `Abort`.

Type: String

Required: No

## Outputs

Returned values from the execution of the step.

Type: String to array of strings map

Map Entries: Maximum number of 200 items.

Key Length Constraints: Minimum length of 1. Maximum length of 50.

Array Members: Minimum number of 0 items. Maximum number of 50 items.

Length Constraints: Minimum length of 1. Maximum length of 512.

Required: No

## OverriddenParameters

A user-specified list of parameters to override when running a step.

Type: String to array of strings map

Map Entries: Maximum number of 200 items.

Key Length Constraints: Minimum length of 1. Maximum length of 50.

Array Members: Minimum number of 0 items. Maximum number of 50 items.

Length Constraints: Minimum length of 1. Maximum length of 512.

Required: No

## ParentStepDetails

Information about the parent step.

Type: [ParentStepDetails](#) object

Required: No

## Response

A message associated with the response code for an execution.

Type: String

Required: No

### **ResponseCode**

The response code returned by the execution of the step.

Type: String

Required: No

### **StepExecutionId**

The unique ID of a step execution.

Type: String

Required: No

### **StepName**

The name of this execution step.

Type: String

Required: No

### **StepStatus**

The execution status for this step.

Type: String

Valid Values: Pending | InProgress | Waiting | Success | TimedOut | Cancelling | Cancelled | Failed | PendingApproval | Approved | Rejected | Scheduled | RunbookInProgress | PendingChangeCalendarOverride | ChangeCalendarOverrideApproved | ChangeCalendarOverrideRejected | CompletedWithSuccess | CompletedWithFailure | Exited

Required: No

### **TargetLocation**

The combination of AWS Regions and AWS accounts targeted by the current Automation execution.

Type: [TargetLocation](#) object

Required: No

## Targets

The targets for the step execution.

Type: Array of [Target](#) objects

Array Members: Minimum number of 0 items. Maximum number of 5 items.

Required: No

## TimeoutSeconds

The timeout seconds of the step.

Type: Long

Required: No

## TriggeredAlarms

The CloudWatch alarms that were invoked by the automation.

Type: Array of [AlarmStateInformation](#) objects

Array Members: Fixed number of 1 item.

Required: No

## ValidNextSteps

Strategies used when step fails, we support Continue and Abort. Abort will fail the automation when the step fails. Continue will ignore the failure of current step and allow automation to run the next step. With conditional branching, we add step:stepName to support the automation to go to another specific step.

Type: Array of strings

Length Constraints: Minimum length of 1. Maximum length of 65535.

Required: No

## See Also

For more information about using this API in one of the language-specific AWS SDKs, see the following:

- [AWS SDK for C++](#)
- [AWS SDK for Java V2](#)
- [AWS SDK for Ruby V3](#)



# StepExecutionFilter

A filter to limit the amount of step execution information returned by the call.

## Contents

### Key

One or more keys to limit the results.

Type: String

Valid Values: `StartTimeBefore` | `StartTimeAfter` | `StepExecutionStatus` | `StepExecutionId` | `StepName` | `Action` | `ParentStepExecutionId` | `ParentStepIteration` | `ParentStepIteratorValue`

Required: Yes

### Values

The values of the filter key.

Type: Array of strings

Array Members: Minimum number of 1 item. Maximum number of 10 items.

Length Constraints: Minimum length of 1. Maximum length of 150.

Required: Yes

## See Also

For more information about using this API in one of the language-specific AWS SDKs, see the following:

- [AWS SDK for C++](#)
- [AWS SDK for Java V2](#)
- [AWS SDK for Ruby V3](#)

# Tag

Metadata that you assign to your AWS resources. Tags enable you to categorize your resources in different ways, for example, by purpose, owner, or environment. In AWS Systems Manager, you can apply tags to Systems Manager documents (SSM documents), managed nodes, maintenance windows, parameters, patch baselines, OpsItems, and OpsMetadata.

## Contents

### Key

The name of the tag.

Type: String

Length Constraints: Minimum length of 1. Maximum length of 128.

Pattern:  $^([\p{L}\p{Z}\p{N}_\cdot :/=+\-@]^*)\$$

Required: Yes

### Value

The value of the tag.

Type: String

Length Constraints: Minimum length of 0. Maximum length of 256.

Pattern:  $^([\p{L}\p{Z}\p{N}_\cdot :/=+\-@]^*)\$$

Required: Yes

## See Also

For more information about using this API in one of the language-specific AWS SDKs, see the following:

- [AWS SDK for C++](#)
- [AWS SDK for Java V2](#)
- [AWS SDK for Ruby V3](#)



# Target

An array of search criteria that targets managed nodes using a key-value pair that you specify.

## Note

One or more targets must be specified for maintenance window Run Command-type tasks. Depending on the task, targets are optional for other maintenance window task types (Automation, AWS Lambda, and AWS Step Functions). For more information about running tasks that don't specify targets, see [Registering maintenance window tasks without targets](#) in the *AWS Systems Manager User Guide*.

Supported formats include the following.

### For all Systems Manager capabilities:

- Key=tag-key, Values=tag-value-1, tag-value-2

### For Automation and Change Manager:

- Key=tag:tag-key, Values=tag-value
- Key=ResourceGroup, Values=resource-group-name
- Key=ParameterValues, Values=value-1, value-2, value-3
- To target all instances in the AWS Region:
  - Key=AWS::EC2::Instance, Values=\*
  - Key=InstanceIds, Values=\*

### For Run Command and Maintenance Windows:

- Key=InstanceIds, Values=instance-id-1, instance-id-2, instance-id-3
- Key=tag:tag-key, Values=tag-value-1, tag-value-2
- Key=resource-groups:Name, Values=resource-group-name
- Additionally, Maintenance Windows support targeting resource types:
  - Key=resource-groups:ResourceTypeFilters, Values=resource-type-1, resource-type-2

## For State Manager:

- Key=InstanceIds, Values=instance-id-1, instance-id-2, instance-id-3
- Key=tag:tag-key, Values=tag-value-1, tag-value-2
- To target all instances in the AWS Region:
  - Key=InstanceIds, Values=\*

For more information about how to send commands that target managed nodes using Key, Value parameters, see [Targeting multiple managed nodes](#) in the *AWS Systems Manager User Guide*.

## Contents

### Key

User-defined criteria for sending commands that target managed nodes that meet the criteria.

Type: String

Length Constraints: Minimum length of 1. Maximum length of 163.

Pattern: `^[\\p{L}\\p{Z}\\p{N}_. :/=-@]*$|resource-groups:ResourceTypeFilters|resource-groups:Name`

Required: No

### Values

User-defined criteria that maps to Key. For example, if you specified `tag:ServerRole`, you could specify `value:WebServer` to run a command on instances that include EC2 tags of `ServerRole,WebServer`.

Depending on the type of target, the maximum number of values for a key might be lower than the global maximum of 50.

Type: Array of strings

Array Members: Minimum number of 0 items. Maximum number of 50 items.

Required: No

## See Also

For more information about using this API in one of the language-specific AWS SDKs, see the following:

- [AWS SDK for C++](#)
- [AWS SDK for Java V2](#)
- [AWS SDK for Ruby V3](#)

# TargetLocation

The combination of AWS Regions and AWS accounts targeted by the current Automation execution.

## Contents

### Accounts

The AWS accounts targeted by the current Automation execution.

Type: Array of strings

Array Members: Minimum number of 1 item. Maximum number of 50 items.

Required: No

### ExcludeAccounts

AWS accounts or organizational units to exclude as expanded targets.

Type: Array of strings

Array Members: Minimum number of 1 item. Maximum number of 5000 items.

Length Constraints: Minimum length of 6. Maximum length of 68.

Pattern: `^(ou-[a-z0-9]{4,32}-[a-z0-9]{8,32})|(\d{12})$`

Required: No

### ExecutionRoleName

The Automation execution role used by the currently running Automation. If not specified, the default value is `AWS-SystemsManager-AutomationExecutionRole`.

Type: String

Length Constraints: Minimum length of 1. Maximum length of 64.

Pattern: `[\w+=, .@/- ]+`

Required: No

## **IncludeChildOrganizationUnits**

Indicates whether to include child organizational units (OUs) that are children of the targeted OUs. The default is `false`.

Type: Boolean

Required: No

## **Regions**

The AWS Regions targeted by the current Automation execution.

Type: Array of strings

Array Members: Minimum number of 1 item. Maximum number of 50 items.

Required: No

## **TargetLocationAlarmConfiguration**

The details for the CloudWatch alarm you want to apply to an automation or command.

Type: [AlarmConfiguration](#) object

Required: No

## **TargetLocationMaxConcurrency**

The maximum number of AWS Regions and AWS accounts allowed to run the Automation concurrently.

Type: String

Length Constraints: Minimum length of 1. Maximum length of 7.

Pattern: `^([1-9][0-9]*|[1-9][0-9]%|[1-9]%|100%)$`

Required: No

## **TargetLocationMaxErrors**

The maximum number of errors allowed before the system stops queueing additional Automation executions for the currently running Automation.

Type: String



Length Constraints: Minimum length of 1. Maximum length of 7.

Pattern:  $^([1-9][0-9]^|[0]|[1-9][0-9]\%|[0-9]\%|100\%)\$$

Required: No

## Targets

A list of key-value mappings to target resources. If you specify values for this data type, you must also specify a value for `TargetParameterName`.

This `Targets` parameter takes precedence over the `StartAutomationExecution:Targets` parameter if both are supplied.

Type: Array of [Target](#) objects

Array Members: Minimum number of 0 items. Maximum number of 5 items.

Required: No

## TargetsMaxConcurrency

The maximum number of targets allowed to run this task in parallel. This `TargetsMaxConcurrency` takes precedence over the `StartAutomationExecution:MaxConcurrency` parameter if both are supplied.

Type: String

Length Constraints: Minimum length of 1. Maximum length of 7.

Pattern:  $^([1-9][0-9]^|[1-9][0-9]\%|[1-9]\%|100\%)\$$

Required: No

## TargetsMaxErrors

The maximum number of errors that are allowed before the system stops running the automation on additional targets. This `TargetsMaxErrors` parameter takes precedence over the `StartAutomationExecution:MaxErrors` parameter if both are supplied.

Type: String

Length Constraints: Minimum length of 1. Maximum length of 7.

Pattern:  $^([1-9][0-9]^|[0]|[1-9][0-9]\%|[0-9]\%|100\%)\$$

Required: No

## See Also

For more information about using this API in one of the language-specific AWS SDKs, see the following:

- [AWS SDK for C++](#)
- [AWS SDK for Java V2](#)
- [AWS SDK for Ruby V3](#)

# Common Parameters

The following list contains the parameters that all actions use for signing Signature Version 4 requests with a query string. Any action-specific parameters are listed in the topic for that action. For more information about Signature Version 4, see [Signing AWS API requests](#) in the *IAM User Guide*.

## Action

The action to be performed.

Type: string

Required: Yes

## Version

The API version that the request is written for, expressed in the format YYYY-MM-DD.

Type: string

Required: Yes

## X-Amz-Algorithm

The hash algorithm that you used to create the request signature.

Condition: Specify this parameter when you include authentication information in a query string instead of in the HTTP authorization header.

Type: string

Valid Values: AWS4-HMAC-SHA256

Required: Conditional

## X-Amz-Credential

The credential scope value, which is a string that includes your access key, the date, the region you are targeting, the service you are requesting, and a termination string ("aws4\_request"). The value is expressed in the following format: *access\_key/YYYYMMDD/region/service/aws4\_request*.

For more information, see [Create a signed AWS API request](#) in the *IAM User Guide*.

Condition: Specify this parameter when you include authentication information in a query string instead of in the HTTP authorization header.

Type: string

Required: Conditional

### **X-Amz-Date**

The date that is used to create the signature. The format must be ISO 8601 basic format (YYYYMMDD'T'HHMMSS'Z'). For example, the following date time is a valid X-Amz-Date value: 20120325T120000Z.

Condition: X-Amz-Date is optional for all requests; it can be used to override the date used for signing requests. If the Date header is specified in the ISO 8601 basic format, X-Amz-Date is not required. When X-Amz-Date is used, it always overrides the value of the Date header. For more information, see [Elements of an AWS API request signature](#) in the *IAM User Guide*.

Type: string

Required: Conditional

### **X-Amz-Security-Token**

The temporary security token that was obtained through a call to AWS Security Token Service (AWS STS). For a list of services that support temporary security credentials from AWS STS, see [AWS services that work with IAM](#) in the *IAM User Guide*.

Condition: If you're using temporary security credentials from AWS STS, you must include the security token.

Type: string

Required: Conditional

### **X-Amz-Signature**

Specifies the hex-encoded signature that was calculated from the string to sign and the derived signing key.

Condition: Specify this parameter when you include authentication information in a query string instead of in the HTTP authorization header.

Type: string

Required: Conditional

### **X-Amz-SignedHeaders**

Specifies all the HTTP headers that were included as part of the canonical request. For more information about specifying signed headers, see [Create a signed AWS API request](#) in the *IAM User Guide*.

Condition: Specify this parameter when you include authentication information in a query string instead of in the HTTP authorization header.

Type: string

Required: Conditional

# Common Errors

This section lists the errors common to the API actions of all AWS services. For errors specific to an API action for this service, see the topic for that API action.

## **AccessDeniedException**

You do not have sufficient access to perform this action.

HTTP Status Code: 400

## **IncompleteSignature**

The request signature does not conform to AWS standards.

HTTP Status Code: 400

## **InternalFailure**

The request processing has failed because of an unknown error, exception or failure.

HTTP Status Code: 500

## **InvalidAction**

The action or operation requested is invalid. Verify that the action is typed correctly.

HTTP Status Code: 400

## **InvalidClientTokenId**

The X.509 certificate or AWS access key ID provided does not exist in our records.

HTTP Status Code: 403

## **NotAuthorized**

You do not have permission to perform this action.

HTTP Status Code: 400

## **OptInRequired**

The AWS access key ID needs a subscription for the service.

HTTP Status Code: 403

**RequestExpired**

The request reached the service more than 15 minutes after the date stamp on the request or more than 15 minutes after the request expiration date (such as for pre-signed URLs), or the date stamp on the request is more than 15 minutes in the future.

HTTP Status Code: 400

**ServiceUnavailable**

The request has failed due to a temporary failure of the server.

HTTP Status Code: 503

**ThrottlingException**

The request was denied due to request throttling.

HTTP Status Code: 400

**ValidationError**

The input fails to satisfy the constraints specified by an AWS service.

HTTP Status Code: 400