

L921AE


2x 1GbE RJ45, 4x 1/10/25GbE SFP28,
8x SD/HD/3G-SDI 1x LTC




PHYSICAL

Dimensions (W x H x D)	43.40 cm x 4.28 cm x 89.90 cm 17.09 in x 1.69 in x 31.85 in Bezel adds 1.27 cm/.5 in to depth
Weight	18.09 kg (Unit) 22.74 kg (Gross)
ECCN	5A992
USHTS Code	8471.50.0150

ELECTRICAL

Max Potential Power	474 Watts (Max)
Heat Dissipation	1617.4 BTU/hr (Max)
AC Power Option	100-240 VAC (Input Voltage) 50-60 Hz (Line Frequency)
AC PSU Connector	C14 

DC Power Option -48 to -60 VDC (Input Voltage)

DC PSU Connector DC Terminal Block 

ENVIRONMENTAL

Operating Conditions 10 to 35° C (50 to 95° F)
8% to 80% RH (non-condensing)

Storage Conditions -40 to 65° C (-40 to 149° F)
5% to 95% RH (non-condensing)

Noise Level 61 dBA (Max)

Electromagnetic Compliance EN 55032
EN 55035
EN 61000

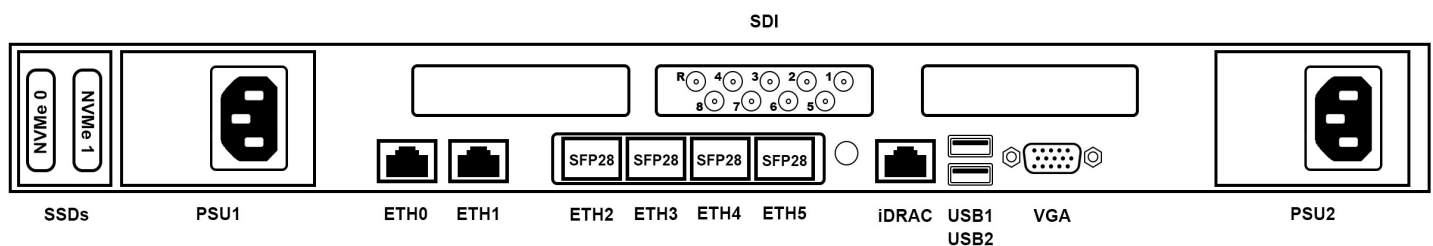
Safety Compliance EN 62368
IEC 62368
IEC 62311
EN 62479

SYSTEM

System Management	iDRAC9 Enterprise
Storage Capacity	480GB Redundant Storage
I/O Interfaces	2x 1GbE RJ45 4x 1/10/25GbE SFP28 8x SD/HD/3G-SDI 1x LTC

This system does not support uncompressed IP inputs or outputs.

PORT CONFIGURATION



L921AE

1RU, 2x 1GbE RJ45, 4x 1/10/25GbE SFP28,
8x SD/HD/3G-SDI 1x LTC

Supported Transceiver Modules

Transceiver	Form Factor	Mode	Link Distance	Spare P/N	OEM	OEM Part Number
1000BASE-T RJ45	SFP	N/A	100 m	SP426	FS.com	SFP-GB-GE-T/112161
10GBASE-LR Fiber Optic	SFP+	Single-mode	10 km	SP477	FS.com	SFP-10GLR-31/36432
10GBASE-SR Fiber Optic	SFP+	Multi-mode	300 m	SP476	FS.com	SFP-10GSR-85/36431
25GBASE-LR Fiber Optic	SFP28	Single-mode	10 km	SP475	FS.com	SFP28-25GLR-31/71014
25GBASE-SR Fiber Optic	SFP28	Multi-mode	100 m	SP474	FS.com	SFP28-25GSR-85/71007

Spare Parts and Services

Part Name	Part Number
800W AC Power Supply	SP490
DC PSU Conversion Kit	SP492
1100W DC Power Supply	SP464
1RU Bezel Kit	SP440
IO Conversion Service Fee = \$1200	SP493