



EUROPEAN
ATHLETICS

U18

CHAMPIONSHIPS

Banská Bystrica 2024



RESULTS BOOKLET

18 - 21 JULY 2024 • SLOVAKIA

Daily Competition Schedule

THU 18 JUL 2024

Time	Event	Round
9:00	Heptathlon U18 Women	100m Hurdles (76.2cm) Heat 1
9:08	Heptathlon U18 Women	100m Hurdles (76.2cm) Heat 2
9:16	Heptathlon U18 Women	100m Hurdles (76.2cm) Heat 3
9:24	Heptathlon U18 Women	100m Hurdles (76.2cm) Heat 4
9:30	Long Jump Men	Qualification Group A
9:30	Long Jump Men	Qualification Group B
9:40	Shot Put (3kg) Women	Qualification Group A
9:40	Shot Put (3kg) Women	Qualification Group B
10:00	Heptathlon U18 Women	High Jump Group A
10:00	Heptathlon U18 Women	High Jump Group B
10:55	Hammer Throw (3kg) Women	Qualification Group A
11:25	2000m Steeplechase Women	Round 1 Heat 1
11:30	Pole Vault Men	Qualification Group A
11:30	Pole Vault Men	Qualification Group B
11:38	2000m Steeplechase Women	Round 1 Heat 2
12:05	400m Men	Round 1 Heat 1
12:12	400m Men	Round 1 Heat 2
12:19	400m Men	Round 1 Heat 3
12:20	Hammer Throw (3kg) Women	Qualification Group B
12:26	400m Men	Round 1 Heat 4
12:33	400m Men	Round 1 Heat 5
12:40	400m Women	Round 1 Heat 1
12:47	400m Women	Round 1 Heat 2
12:54	400m Women	Round 1 Heat 3
13:01	400m Women	Round 1 Heat 4
13:08	400m Women	Round 1 Heat 5
15:30	100m Men	Round 1 Heat 1
15:35	Discus Throw (1.5kg) Men	Qualification Group A
15:37	100m Men	Round 1 Heat 2
15:40	High Jump Women	Qualification Group A
15:40	High Jump Women	Qualification Group B
15:44	100m Men	Round 1 Heat 3
15:51	100m Men	Round 1 Heat 4
15:58	100m Men	Round 1 Heat 5
16:10	100m Women	Round 1 Heat 1
16:17	100m Women	Round 1 Heat 2
16:24	100m Women	Round 1 Heat 3
16:31	100m Women	Round 1 Heat 4
16:38	100m Women	Round 1 Heat 5
16:50	Discus Throw (1.5kg) Men	Qualification Group B
17:05	110m Hurdles (91.4cm) Men	Round 1 Heat 1
17:12	110m Hurdles (91.4cm) Men	Round 1 Heat 2
17:15	Heptathlon U18 Women	Shot Put (3kg) Group A
17:15	Heptathlon U18 Women	Shot Put (3kg) Group B
17:19	110m Hurdles (91.4cm) Men	Round 1 Heat 3
17:26	110m Hurdles (91.4cm) Men	Round 1 Heat 4

Daily Competition Schedule

THU 18 JUL 2024

Time	Event	Round
17:33	110m Hurdles (91.4cm) Men	Round 1 Heat 5
17:40	110m Hurdles (91.4cm) Men	Round 1 Heat 6
17:55	100m Hurdles (76.2cm) Women	Round 1 Heat 1
18:02	100m Hurdles (76.2cm) Women	Round 1 Heat 2
18:09	100m Hurdles (76.2cm) Women	Round 1 Heat 3
18:15	Javelin Throw (700g) Men	Qualification Group A
18:16	100m Hurdles (76.2cm) Women	Round 1 Heat 4
18:23	100m Hurdles (76.2cm) Women	Round 1 Heat 5
18:35	1500m Women	Round 1 Heat 1
18:40	Triple Jump Women	Qualification Group A
18:40	Triple Jump Women	Qualification Group B
18:45	1500m Women	Round 1 Heat 2
18:55	1500m Men	Round 1 Heat 1
19:05	1500m Men	Round 1 Heat 2
19:15	1500m Men	Round 1 Heat 3
19:20	Javelin Throw (700g) Men	Qualification Group B
19:30	Heptathlon U18 Women	200m Heat 1
19:37	Heptathlon U18 Women	200m Heat 2
19:44	Heptathlon U18 Women	200m Heat 3
19:51	Heptathlon U18 Women	200m Heat 4
20:03	100m Men	Semi-Final 1
20:10	100m Men	Semi-Final 2
20:17	100m Men	Semi-Final 3
20:25	100m Women	Semi-Final 1
20:32	100m Women	Semi-Final 2
20:39	100m Women	Semi-Final 3

Daily Competition Schedule

REVISED
20 JUL 8:48

FRI 19 JUL 2024

Time	Event	Round
8:55	Hammer Throw (5kg) Men	Qualification Group A
9:00	2000m Steeplechase (84cm) Men	Round 1 Heat 1
9:13	2000m Steeplechase (84cm) Men	Round 1 Heat 2
9:30	Heptathlon U18 Women	Long Jump Group A
9:30	Heptathlon U18 Women	Long Jump Group B
9:40	400m Hurdles Women	Round 1 Heat 1
9:46	400m Hurdles Women	Round 1 Heat 2
9:52	400m Hurdles Women	Round 1 Heat 3
9:58	400m Hurdles Women	Round 1 Heat 4
10:04	400m Hurdles Women	Round 1 Heat 5
10:05	Pole Vault Women	Qualification Group A
10:05	Pole Vault Women	Qualification Group B
10:20	Hammer Throw (5kg) Men	Qualification Group B
10:30	400m Hurdles (84cm) Men	Round 1 Heat 1
10:35	400m Hurdles (84cm) Men	Round 1 Heat 2
10:40	400m Hurdles (84cm) Men	Round 1 Heat 3
10:45	400m Hurdles (84cm) Men	Round 1 Heat 4
10:50	400m Hurdles (84cm) Men	Round 1 Heat 5
10:55	400m Hurdles (84cm) Men	Round 1 Heat 6
11:15	400m Women	Semi-Final 1
11:22	400m Women	Semi-Final 2
11:29	400m Women	Semi-Final 3
11:38	400m Men	Semi-Final 1
11:45	400m Men	Semi-Final 2
11:48	Heptathlon U18 Women	Javelin Throw (500g) Group A
11:52	400m Men	Semi-Final 3
12:03	200m Women	Round 1 Heat 1
12:10	200m Women	Round 1 Heat 2
12:17	200m Women	Round 1 Heat 3
12:24	200m Women	Round 1 Heat 4
12:31	200m Women	Round 1 Heat 5
12:38	200m Women	Round 1 Heat 6
12:50	200m Men	Round 1 Heat 1
12:57	200m Men	Round 1 Heat 2
13:00	Shot Put (5kg) Men	Qualification Group A
13:00	Shot Put (5kg) Men	Qualification Group B
13:04	200m Men	Round 1 Heat 3
13:11	200m Men	Round 1 Heat 4
13:15	Heptathlon U18 Women	Javelin Throw (500g) Group B
13:18	200m Men	Round 1 Heat 5
13:25	200m Men	Round 1 Heat 6
13:32	200m Men	Round 1 Heat 7
<hr/>		
16:00	High Jump Men	Qualification Group A
16:00	High Jump Men	Qualification Group B
16:45	Hammer Throw (3kg) Women	Final
16:55	110m Hurdles (91.4cm) Men	Semi-Final 1

Update Medal Ceremony Discus Men to 11:25

ATH----- C58 1.1

Report Created SAT 20 JUL 2024 8:48

Page 1/2

PREMIUM PARTNER 		BROADCAST PARTNERS  		INSTITUTIONAL PARTNERS      	
MOBILITY PARTNER 		PARTNERS   		OFFICIAL SUPPLIERS     	

Daily Competition Schedule

REVISED
20 JUL 8:48

FRI 19 JUL 2024

Time	Event	Round
17:01	110m Hurdles (91.4cm) Men	Semi-Final 2
17:07	110m Hurdles (91.4cm) Men	Semi-Final 3
17:10	Long Jump Men	Final
17:22	100m Hurdles (76.2cm) Women	Semi-Final 1
17:28	100m Hurdles (76.2cm) Women	Semi-Final 2
17:34	100m Hurdles (76.2cm) Women	Semi-Final 3
17:50	800m Women	Round 1 Heat 1
17:57	800m Women	Round 1 Heat 2
18:04	800m Women	Round 1 Heat 3
18:11	800m Women	Round 1 Heat 4
18:18	800m Women	Round 1 Heat 5
18:25	800m Men	Round 1 Heat 1
18:30	Shot Put (3kg) Women	Final
18:32	800m Men	Round 1 Heat 2
18:39	800m Men	Round 1 Heat 3
18:46	800m Men	Round 1 Heat 4
18:53	800m Men	Round 1 Heat 5
19:00	800m Men	Round 1 Heat 6
19:05	Triple Jump Women	Final
19:10	5000m Race Walk Women	Final
19:15	Discus Throw (1.5kg) Men	Final
19:45	Heptathlon U18 Women	800m Heat 1
19:53	Heptathlon U18 Women	800m Heat 2
20:01	Heptathlon U18 Women	800m Heat 3
20:20	110m Hurdles (91.4cm) Men	Final
20:30	100m Hurdles (76.2cm) Women	Final
20:40	100m Women	Final
20:50	100m Men	Final
21:00	Long Jump Men	Medal Ceremony
21:05	Hammer Throw (3kg) Women	Medal Ceremony
21:10	Heptathlon U18 Women	Medal Ceremony
21:15	110m Hurdles (91.4cm) Men	Medal Ceremony
21:20	100m Hurdles (76.2cm) Women	Medal Ceremony
21:25	100m Women	Medal Ceremony
21:30	100m Men	Medal Ceremony

Update Medal Ceremony Discus Men to 11:25

ATH-----C58 1.1

Report Created SAT 20 JUL 2024 8:48

Page 2/2

PREMIUM PARTNER 		BROADCAST PARTNERS  		INSTITUTIONAL PARTNERS      	
MOBILITY PARTNER 		PARTNERS   		OFFICIAL SUPPLIERS     	

Daily Competition Schedule

REVISED 2
19 JUL 16:33

SAT 20 JUL 2024

Time	Event	Round
9:00	Discus Throw Women	Qualification Group A
9:05	Long Jump Women	Qualification Group A
9:05	Long Jump Women	Qualification Group B
9:35	Decathlon U18 Men	100m Heat 1
9:42	Decathlon U18 Men	100m Heat 2
9:49	Decathlon U18 Men	100m Heat 3
9:56	Decathlon U18 Men	100m Heat 4
10:01	Shot Put (5kg) Men	Final
10:05	Discus Throw (1.5kg) Men	Medal Ceremony
10:15	3000m Women	Final
10:20	Discus Throw Women	Qualification Group B
10:35	1500m Men	Final
10:40	Decathlon U18 Men	Long Jump Group A
10:40	Decathlon U18 Men	Long Jump Group B
10:50	Medley Relay Women	Round 1 Heat 1
11:01	Medley Relay Women	Round 1 Heat 2
11:12	Medley Relay Women	Round 1 Heat 3
11:20	Shot Put (3kg) Women	Medal Ceremony
11:37	Medley Relay Men	Round 1 Heat 1
11:45	Javelin Throw (500g) Women	Qualification Group A
11:48	Medley Relay Men	Round 1 Heat 2
11:59	Medley Relay Men	Round 1 Heat 3
12:15	Decathlon U18 Men	Shot Put (5kg) Group A
12:15	Decathlon U18 Men	Shot Put (5kg) Group B
12:20	400m Hurdles (84cm) Men	Semi-Final 1
12:26	400m Hurdles (84cm) Men	Semi-Final 2
12:30	Triple Jump Men	Qualification Group A
12:30	Triple Jump Men	Qualification Group B
12:32	400m Hurdles (84cm) Men	Semi-Final 3
12:45	400m Hurdles Women	Semi-Final 1
12:51	400m Hurdles Women	Semi-Final 2
12:53	Javelin Throw (500g) Women	Qualification Group B
12:57	400m Hurdles Women	Semi-Final 3
13:05	Triple Jump Women	Medal Ceremony
<hr/>		
15:30	Shot Put (5kg) Men	Medal Ceremony
15:35	3000m Women	Medal Ceremony
15:40	1500m Men	Medal Ceremony
15:50	Decathlon U18 Men	High Jump Group A
15:50	Decathlon U18 Men	High Jump Group B
17:05	Hammer Throw (5kg) Men	Final
17:28	2000m Steeplechase Women	Final
17:40	Pole Vault Men	Final
17:44	800m Women	Semi-Final 1
17:50	800m Women	Semi-Final 2
17:56	800m Women	Semi-Final 3
18:02	800m Men	Semi-Final 1

Updates after changes in Victory Ceremonies times

ATH----- C58 1.2

Report Created FRI 19 JUL 2024 16:33

Page 1/2

<p>PREMIUM PARTNER</p>  <p>SLOVAKIA WHAT A SURPRISE</p>		<p>BROADCAST PARTNERS</p>  <p>EUROVISION SPORT</p>  <p>rtv: SLOVAKIA</p>		<p>INSTITUTIONAL PARTNERS</p>  <p>MESTSKÝ ÚRAD BANSKÁ BYSTRICA</p>  <p>Mesto BANSKÁ BYSTRICA</p>  <p>UMB UNIVERZITA MATEJKA BELA</p>  <p>BANSKOBYSSTRICKÝ SAMOSPRÁVNÝ KRAJ</p>		<p>MOBILITY PARTNER</p>  <p>HYUNDAI</p>		<p>PARTNERS</p>  <p>ŽELEZIARNE PODBREZOVÁ</p>  <p>SLOVENSKÝ ÚRAD ŠPORTU</p>  <p>STEFAN</p>		<p>OFFICIAL SUPPLIERS</p>   <p>Lucka</p>  <p>polanik</p>  <p>CONICA THE BEST TRACK AN ATHLETE CAN GET</p>  <p>Uripnet</p>	
---	--	--	--	--	--	---	--	---	--	---	--

Daily Competition Schedule

REVISED 2
19 JUL 16:33

SAT 20 JUL 2024


Time	Event	Round
18:10	800m Men	Semi-Final 2
18:12	5000m Race Walk Women	Medal Ceremony
18:18	800m Men	Semi-Final 3
18:27	200m Women	Semi-Final 1
18:33	200m Women	Semi-Final 2
18:39	200m Women	Semi-Final 3
18:46	200m Men	Semi-Final 1
18:50	High Jump Women	Final
18:52	200m Men	Semi-Final 2
18:55	Javelin Throw (700g) Men	Final
18:58	200m Men	Semi-Final 3
19:10	400m Men	Final
19:27	400m Women	Final
19:45	Decathlon U18 Men	400m Heat 1
19:52	Decathlon U18 Men	400m Heat 2
19:59	Decathlon U18 Men	400m Heat 3
20:06	Decathlon U18 Men	400m Heat 4
20:10	Hammer Throw (5kg) Men	Medal Ceremony
20:20	200m Women	Final
20:30	200m Men	Final
20:38	400m Women	Medal Ceremony
20:43	400m Men	Medal Ceremony
20:48	200m Women	Medal Ceremony
20:53	200m Men	Medal Ceremony
20:58	2000m Steeplechase Women	Medal Ceremony
21:03	Pole Vault Men	Medal Ceremony

Updates after changes in Victory Ceremonies times

ATH----- C58 1.2

Report Created FRI 19 JUL 2024 16:33

Page 2/2

<p>PREMIUM PARTNER</p>  <p>SLOVAKIA WHAT A SURPRISE</p>		<p>BROADCAST PARTNERS</p>  <p>EUROVISION SPORT</p>  <p>rtv: SLOVAKIA TELEVISION</p>		<p>INSTITUTIONAL PARTNERS</p>  <p>MINISTERSTVO ŠPORTU A ŠKOLNÍČENIA SLOVENSKEJ REPUBLIKY</p>  <p>Univerzita žilinská</p>  <p>DUKLA SNP Dukla Stadium</p>  <p>MESTO BANSKÁ BYSTRICA</p>  <p>UMB UNIVERZITA MATEJKA BELA</p>  <p>BANKOVNÍCTVO SLOVENSKEJ REPUBLIKY</p>	
<p>MOBILITY PARTNER</p>  <p>HYUNDAI</p>		<p>PARTNERS</p>  <p>ŽELEZIARNE PODBREZOVÁ</p>  <p>EUROPEAN ATHLETICS</p>  <p>STEFI</p>		<p>OFFICIAL SUPPLIERS</p>   <p>Lucka</p>  <p>polank</p>  <p>CONICA THE BEST TRACK AN ATHLETE CAN GET</p>  <p>Uripnet KVALITA</p>	

Daily Competition Schedule

SUN 21 JUL 2024

Time	Event	Round
9:00	Decathlon U18 Men	110m Hurdles (91.4cm) Heat 1
9:07	Decathlon U18 Men	110m Hurdles (91.4cm) Heat 2
9:14	Decathlon U18 Men	110m Hurdles (91.4cm) Heat 3
9:21	Decathlon U18 Men	110m Hurdles (91.4cm) Heat 4
9:25	High Jump Women	Medal Ceremony
9:30	Javelin Throw (700g) Men	Medal Ceremony
9:45	High Jump Men	Final
10:05	Decathlon U18 Men	Discus Throw (1.5kg) Group A
10:40	Long Jump Women	Final
11:35	Decathlon U18 Men	Discus Throw (1.5kg) Group B
11:35	3000m Men	Final
11:55	Decathlon U18 Men	Pole Vault Group A
12:05	1500m Women	Final
12:20	High Jump Men	Medal Ceremony
12:30	3000m Men	Medal Ceremony
13:05	Discus Throw Women	Final
13:25	Decathlon U18 Men	Pole Vault Group B
13:45	Long Jump Women	Medal Ceremony
13:50	1500m Women	Medal Ceremony
<hr/>		
16:00	Triple Jump Men	Final
16:00	Decathlon U18 Men	Javelin Throw (700g) Group A
17:00	800m Women	Final
17:12	800m Men	Final
17:20	Discus Throw Women	Medal Ceremony
17:25	Pole Vault Women	Final
17:30	Decathlon U18 Men	Javelin Throw (700g) Group B
17:33	2000m Steeplechase (84cm) Men	Final
17:48	800m Women	Medal Ceremony
17:55	5000m Race Walk Men	Final
18:27	800m Men	Medal Ceremony
18:35	400m Hurdles Women	Final
18:45	400m Hurdles (84cm) Men	Final
19:05	Javelin Throw (500g) Women	Final
19:20	Decathlon U18 Men	1500m Heat 1
19:30	Decathlon U18 Men	1500m Heat 2
20:05	Medley Relay Women	Final
20:16	Medley Relay Men	Final
20:25	400m Hurdles Women	Medal Ceremony
20:30	400m Hurdles (84cm) Men	Medal Ceremony
20:35	2000m Steeplechase (84cm) Men	Medal Ceremony
20:40	Javelin Throw (500g) Women	Medal Ceremony
20:45	Pole Vault Women	Medal Ceremony
20:50	5000m Race Walk Men	Medal Ceremony
20:55	Triple Jump Men	Medal Ceremony
21:00	Decathlon U18 Men	Medal Ceremony
21:05	Medley Relay Women	Medal Ceremony
21:10	Medley Relay Men	Medal Ceremony

FRI 19 JUL 2024

Start Time

20:50

100m Men
Final
Results

EUROPEAN U18 BEST	10.26 WILSON Teddy	GBR	Michael-Hoffmann-Stadion, Mannheim (GER)	24 JUN 2023
CHAMPIONSHIP BEST	10.32 ZAKRZEWSKI Marek	POL	Givat Ram Stadium, Jerusalem (ISR)	5 JUL 2022
EUROPEAN U18 LEAD	10.38 ODEY-JORDAN Jake	GBR	Franklin Field, Philadelphia, PA (USA)	14 JUN 2024

Wind: +0.1 m/s

Rank	Bib	Name	Ctry Code	Date of Birth	Lane	Reaction Time	Result
1	297	KEMMINER Jakob Germany	GER	5 JAN 2007	4	0.181	10.46
2	270	MASTERS Joel Great Britain & Northern Ireland	GBR	15 SEP 2007	5	0.157	10.51
3	258	AJAYI Joel Great Britain & Northern Ireland	GBR	24 OCT 2007	2	0.146	10.61
4	425	MAZZILLI Valerio Italy	ITA	23 NOV 2007	8	0.169	10.68
5	595	BEGUM Ashik Switzerland	SUI	28 APR 2007	7	0.164	10.71
6	227	MÄKITALO Tomi Finland	FIN	26 MAY 2007	1	0.129	10.74
7	392	SYKES Ben Ireland	IRL	8 AUG 2008	6	0.176	10.75
8	430	PALA Francis Italy	ITA	8 OCT 2007	3	0.182	10.85

Weather conditions

Temperature: 26°C

Humidity: 57%

Conditions: Few clouds

THU 18 JUL 2024
 Start Time

20:03

100m Men
Semi-Finals
Results

EUROPEAN U18 BEST	10.26 WILSON Teddy	GBR Michael-Hoffmann-Stadion, Mannheim (GER)	24 JUN 2023
CHAMPIONSHIP BEST	10.32 ZAKRZEWSKI Marek	POL Givat Ram Stadium, Jerusalem (ISR)	5 JUL 2022
EUROPEAN U18 LEAD	10.38 ODEY-JORDAN Jake	GBR Franklin Field, Philadelphia, PA (USA)	14 JUN 2024

SEMI-FINAL 1

Start Time: 20:03

Wind: +1.7 m/s

Rank	Bib	Name	Ctry Code	Date of Birth	Lane	Reaction Time	Result	
1	270	MASTERS Joel Great Britain & Northern Ireland	GBR	15 SEP 2007	3	0.177	10.45	Q
2	430	PALA Francis Italy	ITA	8 OCT 2007	6	0.156	10.51	Q PB
3	227	MÄKITALO Tomi Finland	FIN	26 MAY 2007	5	0.130	10.56	q PB
4	163	VOJÁČEK Filip Czechia	CZE	1 JAN 2007	4	0.168	10.61	
5	166	GØHRING Magnus Kyster Denmark	DEN	1 JAN 2007	7	0.141	10.66	PB
6	133	BATISTIĆ Toma Croatia	CRO	6 MAY 2007	2	0.126	10.70	PB
7	505	DYMIŃSKI Nikodem Poland	POL	25 FEB 2008	1	0.159	10.81	
8	481	SAMBO Zion Netherlands	NED	7 MAR 2008	8	0.145	10.89	

SEMI-FINAL 2

Start Time: 20:10

Wind: +1.0 m/s

Rank	Bib	Name	Ctry Code	Date of Birth	Lane	Reaction Time	Result	
1	392	SYKES Ben Ireland	IRL	8 AUG 2008	3	0.185	10.65	Q PB
2	595	BEGUM Ashik Switzerland	SUI	28 APR 2007	6	0.160	10.67	Q
3	488	EKENE NORDLIE Christopher Norway	NOR	7 JUN 2007	5	0.177	10.69 (.681)	=PB
4	318	TRÖSTER Ben Germany	GER	20 SEP 2007	4	0.150	10.69 (.683)	PB
5	557	MILITARU Mihai Adrian Romania	ROU	1 JAN 2007	7	0.195	10.70	PB
6	680	MUDRYK Yurii Ukraine	UKR	5 APR 2007	8	0.194	10.74	PB
	176	CHUCKWENEKA Samuel Spain	ESP	6 JAN 2007	2		DNS	

SEMI-FINAL 3

Start Time: 20:17

Wind: +0.3 m/s

Rank	Bib	Name	Ctry Code	Date of Birth	Lane	Reaction Time	Result	
1	297	KEMMINER Jakob Germany	GER	5 JAN 2007	6	0.153	10.42	Q
2	258	AJAYI Joel Great Britain & Northern Ireland	GBR	24 OCT 2007	5	0.169	10.56	Q =PB
3	425	MAZZILLI Valerio Italy	ITA	23 NOV 2007	4	0.179	10.57	q PB
4	198	OLMEDO Alvaro Spain	ESP	16 MAY 2007	8	0.134	10.69	
5	118	VANDEZANDE Rune Belgium	BEL	27 JUN 2007	3	0.161	10.70	
6	599	EMERY Sébastien Switzerland	SUI	6 FEB 2007	7	0.179	10.72	PB
7	475	LAKER DEWINDT Raminge Netherlands	NED	1 JAN 2008	2	0.167	10.77	
8	141	CHRISTOFIDES Lambros Cyprus	CYP	15 DEC 2008	1	0.224	10.82	

THU 18 JUL 2024
Start Time

20:03

100m Men
Semi-Finals

Results

EUROPEAN U18 BEST	10.26 WILSON Teddy	GBR	Michael-Hoffmann-Stadion, Mannheim (GER)	24 JUN 2023
CHAMPIONSHIP BEST	10.32 ZAKRZEWSKI Marek	POL	Givat Ram Stadium, Jerusalem (ISR)	5 JUL 2022
EUROPEAN U18 LEAD	10.38 ODEY-JORDAN Jake	GBR	Franklin Field, Philadelphia, PA (USA)	14 JUN 2024

Qualification: First 2 in each heat (Q) and the next 2 fastest (q) advance to the Final

Weather conditions at the beginning of the 1st heat

Temperature: 25°C Humidity: 64% Conditions: Few clouds

Legend:	=PB Equal Personal Best	DNS Did not Start	PB Personal Best	Q Qualified by place
q	Qualified by time			

THU 18 JUL 2024
 Start Time

20:03

100m Men
Semi-Finals
Results Summary

EUROPEAN U18 BEST	10.26 WILSON Teddy	GBR	Michael-Hoffmann-Stadion, Mannheim (GER)	24 JUN 2023
CHAMPIONSHIP BEST	10.32 ZAKRZEWSKI Marek	POL	Givat Ram Stadium, Jerusalem (ISR)	5 JUL 2022
EUROPEAN U18 LEAD	10.38 ODEY-JORDAN Jake	GBR	Franklin Field, Philadelphia, PA (USA)	14 JUN 2024

Rank	Bib	Name	Ctry Code	Heat	Lane	Position	Wind	Time	
1	297	KEMMINER Jakob	GER	3	6	1	+0.3	10.42	Q
2	270	MASTERS Joel	GBR	1	3	1	+1.7	10.45	Q
3	430	PALA Francis	ITA	1	6	2	+1.7	10.51	Q PB
4	258	AJAYI Joel	GBR	3	5	2	+0.3	10.56 (.551)	Q =PB
5	227	MÄKITALO Tomi	FIN	1	5	3	+1.7	10.56 (.552)	q PB
6	425	MAZZILLI Valerio	ITA	3	4	3	+0.3	10.57	q PB
7	163	VOJÁČEK Filip	CZE	1	4	4	+1.7	10.61	
8	392	SYKES Ben	IRL	2	3	1	+1.0	10.65	Q PB
9	166	GØHRING Magnus Kyser	DEN	1	7	5	+1.7	10.66	PB
10	595	BEGUM Ashik	SUI	2	6	2	+1.0	10.67	Q
11	488	EKENE NORDLIE Christopher	NOR	2	5	3	+1.0	10.69 (.681)	=PB
12	318	TRÖSTER Ben	GER	2	4	4	+1.0	10.69 (.683)	PB
13	198	OLMEDO Alvaro	ESP	3	8	4	+0.3	10.69 (.689)	
14	118	VANDEZANDE Rune	BEL	3	3	5	+0.3	10.70 (.691)	
15	557	MILITARU Mihai Adrian	ROU	2	7	5	+1.0	10.70 (.692)	PB
16	133	BATISTIĆ Toma	CRO	1	2	6	+1.7	10.70 (.694)	PB
17	599	EMERY Sébastien	SUI	3	7	6	+0.3	10.72	PB
18	680	MUDRYK Yurii	UKR	2	8	6	+1.0	10.74	PB
19	475	LAKER DEWINDT Raminge	NED	3	2	7	+0.3	10.77	
20	505	DYMIŃSKI Nikodem	POL	1	1	7	+1.7	10.81	
21	141	CHRISTOFIDES Lambros	CYP	3	1	8	+0.3	10.82	
22	481	SAMBO Zion	NED	1	8	8	+1.7	10.89	
	176	CHUCKWENKA Samuel	ESP	2	2			DNS	

Qualification: First 2 in each heat (Q) and the next 2 fastest (q) advance to the Final

Legend:	=PB Equal Personal Best	DNS Did not Start	PB Personal Best	Q Qualified by place
q	Qualified by time			

THU 18 JUL 2024

Start Time

15:30

100m Men
Round 1
Results

EUROPEAN U18 BEST	10.26 WILSON Teddy	GBR	Michael-Hoffmann-Stadion, Mannheim (GER)	24 JUN 2023
CHAMPIONSHIP BEST	10.32 ZAKRZEWSKI Marek	POL	Givat Ram Stadium, Jerusalem (ISR)	5 JUL 2022
EUROPEAN U18 LEAD	10.38 ODEY-JORDAN Jake	GBR	Franklin Field, Philadelphia, PA (USA)	14 JUN 2024

HEAT 1 Start Time: 15:30

Wind: -0.2 m/s

Rank	Bib	Name	Ctry Code	Date of Birth	Lane	Reaction Time	Result	
1	258	AJAYI Joel Great Britain & Northern Ireland	GBR	24 OCT 2007	5	0.173	10.61	Q
2	425	MAZZILLI Valerio Italy	ITA	23 NOV 2007	6	0.165	10.76	Q
3	133	BATICIĆ Toma Croatia	CRO	6 MAY 2007	1	0.138	10.79	Q
4	166	GØHRING Magnus Kyster Denmark	DEN	1 JAN 2007	3	0.180	10.84	Q PB
5	198	OLMEDO Alvaro Spain	ESP	16 MAY 2007	7	0.147	10.85	q
6	650	RADOSAVLJEVIC KUSLJIC Nino Sweden	SWE	25 JAN 2008	4	0.162	10.89	
7	344	STAMATAKOS Konstantinos Greece	GRE	8 AUG 2007	8	0.174	11.29	
8	584	FRANCINI Matias San Marino	SMR	18 JUL 2007	2	0.172	11.34	

HEAT 2 Start Time: 15:37

Wind: +0.7 m/s

Rank	Bib	Name	Ctry Code	Date of Birth	Lane	Reaction Time	Result	
1	297	KEMMINER Jakob Germany	GER	5 JAN 2007	7	0.185	10.52	Q
2	430	PALA Francis Italy	ITA	8 OCT 2007	6	0.162	10.67	Q
3	557	MILITARU Mihai Adrian Romania	ROU	1 JAN 2007	4	0.161	10.81	Q
4	481	SAMBO Zion Netherlands	NED	7 MAR 2008	8	0.143	10.86	Q
5	329	GEORGANTAS Filippos Greece	GRE	5 JUN 2007	2	0.190	10.92	
6	516	KRAKOWSKI Eryk Poland	POL	7 DEC 2008	3	0.196	10.95	
7	472	BOTTIN Teo Monaco	MON	12 JUL 2007	5	0.186	11.64	NU18B

HEAT 3 Start Time: 15:44

Wind: +1.4 m/s

Rank	Bib	Name	Ctry Code	Date of Birth	Lane	Reaction Time	Result	
1	595	BEGUM Ashik Switzerland	SUI	28 APR 2007	5	0.163	10.66	Q PB
2	318	TRÖSTER Ben Germany	GER	20 SEP 2007	2	0.149	10.70	Q PB
3	488	EKENE NORDLIE Christopher Norway	NOR	7 JUN 2007	3	0.172	10.71	Q
4	176	CHUCKWENEKA Samuel Spain	ESP	6 JAN 2007	8	0.191	10.80	Q
5	141	CHRISTOFIDES Lambros Cyprus	CYP	15 DEC 2008	6	0.210	10.82	q
6	361	KALICS Krisztián Hungary	HUN	9 JAN 2008	7	0.177	10.90	
7	468	ALEKSOVSKI Marko Republic of North Macedonia	MKD	22 JUN 2007	4	0.158	11.14	

THU 18 JUL 2024

Start Time

15:30

100m Men
Round 1
Results

EUROPEAN U18 BEST	10.26 WILSON Teddy	GBR	Michael-Hoffmann-Stadion, Mannheim (GER)	24 JUN 2023
CHAMPIONSHIP BEST	10.32 ZAKRZEWSKI Marek	POL	Givat Ram Stadium, Jerusalem (ISR)	5 JUL 2022
EUROPEAN U18 LEAD	10.38 ODEY-JORDAN Jake	GBR	Franklin Field, Philadelphia, PA (USA)	14 JUN 2024

HEAT 4 Start Time: 15:51

Wind: +0.3 m/s

Rank	Bib	Name	Ctry Code	Date of Birth	Lane	Reaction Time	Result	
1	270	MASTERS Joel Great Britain & Northern Ireland	GBR	15 SEP 2007	2	0.174	10.52	Q
2	227	MÄKITALO Tomi Finland	FIN	26 MAY 2007	8	0.126	10.58	Q PB
3	163	VOJÁČEK Filip Czechia	CZE	1 JAN 2007	5	0.160	10.73	Q
4	599	EMERY Sébastien Switzerland	SUI	6 FEB 2007	7	0.176	10.76	Q PB
5	680	MUDRYK Yurii Ukraine	UKR	5 APR 2007	4	0.183	10.84	q PB
6	505	DYMIŃSKI Nikodem Poland	POL	25 FEB 2008	3	0.161	10.87	q
7	643	KENNON Liam Sweden	SWE	23 NOV 2007	6	0.202	10.93	

HEAT 5 Start Time: 15:58

Wind: -0.2 m/s

Rank	Bib	Name	Ctry Code	Date of Birth	Lane	Reaction Time	Result	
1	392	SYKES Ben Ireland	IRL	8 AUG 2008	5	0.175	10.71	Q PB
2	118	VANDEZANDE Rune Belgium	BEL	27 JUN 2007	8	0.159	10.76	Q
3	475	LAKER DEWINDT Raminge Netherlands	NED	1 JAN 2008	1	0.157	10.86	Q
4	211	PETROGRADOV Dmitri Estonia	EST	2 DEC 2007	2	0.191	10.90	Q
5	456	KOLUPAILA Martynas Lithuania	LTU	30 JUL 2008	4	0.158	10.92	
6	144	MICHAEL Konstantinos Cyprus	CYP	11 MAR 2008	3	0.177	11.00	
7	632	SAUER Filip Slovak Republic	SVK	5 JAN 2007	6	0.189	11.08	
8	323	ZIBLIM-BAENA Zacarias Gibraltar	GIB	31 OCT 2008	7	0.157	11.91	SB

Qualification: First 4 in each heat (Q) and the next 4 fastest (q) advance to the Semi-Finals

Weather conditions at the beginning of the 1st heat

Temperature: 29°C

Humidity: 48%

Conditions: Partly cloudy

Legend:						
NU18B	National U18 Best	PB	Personal Best	Q	Qualified by place	q Qualified by time
SB	Season Best					

THU 18 JUL 2024
Start Time

15:30

100m Men

Round 1

Results Summary

EUROPEAN U18 BEST	10.26 WILSON Teddy	GBR	Michael-Hoffmann-Stadion, Mannheim (GER)	24 JUN 2023
CHAMPIONSHIP BEST	10.32 ZAKRZEWSKI Marek	POL	Givat Ram Stadium, Jerusalem (ISR)	5 JUL 2022
EUROPEAN U18 LEAD	10.38 ODEY-JORDAN Jake	GBR	Franklin Field, Philadelphia, PA (USA)	14 JUN 2024

Rank	Bib	Name	Ctry Code	Heat	Lane	Position	Wind	Time	
1	270	MASTERS Joel	GBR	4	2	1	+0.3	10.52 (.514)	Q
2	297	KEMMINER Jakob	GER	2	7	1	+0.7	10.52 (.515)	Q
3	227	MÄKITALO Tomi	FIN	4	8	2	+0.3	10.58	Q PB
4	258	AJAYI Joel	GBR	1	5	1	-0.2	10.61	Q
5	595	BEGUM Ashik	SUI	3	5	1	+1.4	10.66	Q PB
6	430	PALA Francis	ITA	2	6	2	+0.7	10.67	Q
7	318	TRÖSTER Ben	GER	3	2	2	+1.4	10.70	Q PB
8	392	SYKES Ben	IRL	5	5	1	-0.2	10.71 (.703)	Q PB
9	488	EKENE NORDLIE Christopher	NOR	3	3	3	+1.4	10.71 (.704)	Q
10	163	VOJÁČEK Filip	CZE	4	5	3	+0.3	10.73	Q
11	118	VANDEZANDE Rune	BEL	5	8	2	-0.2	10.76 (.757)	Q
12	599	EMERY Sébastien	SUI	4	7	4	+0.3	10.76 (.758)	Q PB
13	425	MAZZILLI Valerio	ITA	1	6	2	-0.2	10.76 (.759)	Q
14	133	BATISTIĆ Toma	CRO	1	1	3	-0.2	10.79	Q
15	176	CHUCKWENEKA Samuel	ESP	3	8	4	+1.4	10.80	Q
16	557	MILITARU Mihai Adrian	ROU	2	4	3	+0.7	10.81	Q
17	141	CHRISTOFIDES Lambros	CYP	3	6	5	+1.4	10.82	q
18	166	GØHRING Magnus Kyster	DEN	1	3	4	-0.2	10.84 (.835)	Q PB
19	680	MUDRYK Yurii	UKR	4	4	5	+0.3	10.84 (.840)	q PB
20	198	OLMEDO Alvaro	ESP	1	7	5	-0.2	10.85	q
21	481	SAMBO Zion	NED	2	8	4	+0.7	10.86 (.856)	Q
22	475	LAKER DEWINDT Raminge	NED	5	1	3	-0.2	10.86 (.858)	Q
23	505	DYMIŃSKI Nikodem	POL	4	3	6	+0.3	10.87	q
24	650	RADOSAVLJEVIC KUSLJIC Nino	SWE	1	4	6	-0.2	10.89	
25	361	KALICS Krisztián	HUN	3	7	6	+1.4	10.90 (.895)	
26	211	PETROGRADOV Dmitri	EST	5	2	4	-0.2	10.90 (.898)	Q
27	329	GEORGANTAS Filippos	GRE	2	2	5	+0.7	10.92 (.915)	
28	456	KOLUPAILA Martynas	LTU	5	4	5	-0.2	10.92 (.919)	
29	643	KENNON Liam	SWE	4	6	7	+0.3	10.93	
30	516	KRAKOWSKI Eryk	POL	2	3	6	+0.7	10.95	
31	144	MICHAEL Konstantinos	CYP	5	3	6	-0.2	11.00	
32	632	SAUER Filip	SVK	5	6	7	-0.2	11.08	
33	468	ALEKSOVSKI Marko	MKD	3	4	7	+1.4	11.14	
34	344	STAMATAKOS Konstantinos	GRE	1	8	7	-0.2	11.29	
35	584	FRANCINI Matias	SMR	1	2	8	-0.2	11.34	
36	472	BOTTIN Teo	MON	2	5	7	+0.7	11.64	NU18B
37	323	ZIBLIM-BAENA Zacarias	GIB	5	7	8	-0.2	11.91	SB

Qualification: First 4 in each heat (Q) and the next 4 fastest (q) advance to the Semi-Finals

Legend:	National U18 Best	PB	Personal Best	Q	Qualified by place	q	Qualified by time
NU18B							
SB	Season Best						

SAT 20 JUL 2024
 Start Time

20:30

200m Men
Final
Results

EUROPEAN U18 BEST	20.37	SOMERS Thomas	GBR	Hayward Field, Eugene, OR (USA)	24 JUL 2014
CHAMPIONSHIP BEST	21.01	NAPPI Diego	ITA	Banská Bystrica (SVK)	20 JUL 2024
EUROPEAN U18 LEAD	20.55	ODEY-JORDAN Jake	GBR	Franklin Field, Philadelphia, PA (USA)	16 JUN 2024

Wind: +0.7 m/s

Rank	Bib	Name	Ctry Code	Date of Birth	Lane	Reaction Time	Result	
1	429	NAPPI Diego Italy	ITA	10 AUG 2007	7	0.203	20.81	CB
2	638	BEVANDA Ivano Sweden	SWE	21 FEB 2007	6	0.172	21.17	PB
3	378	BURKE Joe Ireland	IRL	19 JAN 2008	8	0.152	21.31	NU18B
4	409	CAPORUSSO Fabrizio Italy	ITA	8 FEB 2007	4	0.104	21.33	PB
5	507	FOREMNY Jakub Poland	POL	24 JUL 2007	5	0.215	21.34	PB
6	549	BANICIOIU Jessus Armando Romania	ROU	1 JAN 2008	1	0.173	21.42	
7	557	MILITARU Mihai Adrian Romania	ROU	1 JAN 2007	3	0.184	21.47	
8	484	ALTMANN OPUAMA Benjamin Norway	NOR	27 AUG 2008	2	0.164	21.59	

Weather conditions

Temperature: 22°C

Humidity: 71%

Conditions: Overcast

Legend:
CB Championship Best **NU18B** National U18 Best **PB** Personal Best

SAT 20 JUL 2024
 Start Time

18:46

200m Men
Semi-Finals
Results
REVISED
20 JUL 19:22

EUROPEAN U18 BEST	20.37 SOMERS Thomas	GBR	Hayward Field, Eugene, OR (USA)	24 JUL 2014
CHAMPIONSHIP BEST	21.04 LONGOBARDI Eduardo	ITA	Givat Ram Stadium, Jerusalem (ISR)	6 JUL 2022
EUROPEAN U18 LEAD	20.55 ODEY-JORDAN Jake	GBR	Franklin Field, Philadelphia, PA (USA)	16 JUN 2024

SEMI-FINAL 1

Start Time: 18:46

Wind: +1.1 m/s

Rank	Bib	Name	Ctry Code	Date of Birth	Lane	Reaction Time	Result		
1	429	NAPPI Diego Italy	ITA	10 AUG 2007	6	0.205	21.01	Q	CB
2	557	MILITARU Mihai Adrian Romania	ROU	1 JAN 2007	3	0.178	21.42	Q	
3	312	SCHUSTER Louis Germany	GER	30 JUL 2007	4	0.193	21.52		
4	649	PERSSON Bram Sweden	SWE	13 AUG 2007	5	0.197	21.59		
5	194	LOPEZ Jan Spain	ESP	30 OCT 2007	1	0.208	21.65		
6	565	BOŽIČ Žiga Slovenia	SLO	1 JAN 2007	2	0.187	21.69		PB
7	168	KÆRHØG Samuel Denmark	DEN	30 OCT 2007	8	0.152	YC 22.01		TR7.1(C)
	533	AFONSO Pedro Portugal	POR	10 JAN 2007	7	0.201	YC DNF		TR7.1(C)

SEMI-FINAL 2

Start Time: 18:52

Wind: +1.6 m/s

Rank	Bib	Name	Ctry Code	Date of Birth	Lane	Reaction Time	Result		
1	638	BEVANDA Ivano Sweden	SWE	21 FEB 2007	8	0.149	21.36	Q	PB
2	409	CAPORUSSO Fabrizio Italy	ITA	8 FEB 2007	4	0.155	21.45 (.444)	Q	
3	549	BANICIOIU Jessus Armando Romania	ROU	1 JAN 2008	5	0.179	21.45 (.450)	q	
4	185	FERNANDEZ Hugo Spain	ESP	22 JUN 2008	6	0.176	21.46		
5	163	VOJÁČEK Filip Czechia	CZE	1 JAN 2007	7	0.217	21.53		
6	486	DAHNS Richard Parwon Norway	NOR	10 MAR 2007	1	0.206	21.57		
7	527	WOJTASIK Aleksander Poland	POL	1 AUG 2007	3	0.204	21.64		PB
8	600	GABIOUD Mathieu Switzerland	SUI	1 JAN 2007	2	0.149	21.91		PB

SEMI-FINAL 3

Start Time: 18:58

Wind: +0.9 m/s

Rank	Bib	Name	Ctry Code	Date of Birth	Lane	Reaction Time	Result		
1	507	FOREMNY Jakub Poland	POL	24 JUL 2007	6	0.173	21.40	Q	PB
2	378	BURKE Joe Ireland	IRL	19 JAN 2008	8	0.187	21.43	Q	
3	484	ALTMANN OPUAMA Benjamin Norway	NOR	27 AUG 2008	5	0.151	21.44	q	=PB
4	276	TUGWELL Aron Great Britain & Northern Ireland	GBR	17 APR 2007	3	0.191	21.59 (.588)		
5	159	ŠULC Adam Czechia	CZE	1 JAN 2007	2	0.169	21.59 (.589)		
6	317	STROH Philip Germany	GER	29 MAR 2007	4	0.186	21.71		
7	679	MARKEVYCH Daniil Ukraine	UKR	10 FEB 2007	1	0.164	22.16		=PB

Added YC in heat 1

ATHM200M-----SFNL----- C73B 1.0

Report Created SAT 20 JUL 2024 19:22

Page 1/2

SAT 20 JUL 2024

Start Time

18:46

200m Men
Semi-Finals
Results
REVISED
20 JUL 19:22

EUROPEAN U18 BEST	20.37	SOMERS Thomas	GBR	Hayward Field, Eugene, OR (USA)	24 JUL 2014
CHAMPIONSHIP BEST	21.04	LONGOBARDI Eduardo	ITA	Givat Ram Stadium, Jerusalem (ISR)	6 JUL 2022
EUROPEAN U18 LEAD	20.55	ODEY-JORDAN Jake	GBR	Franklin Field, Philadelphia, PA (USA)	16 JUN 2024

SEMI-FINAL 3
Start Time: 18:58

Wind: +0.9 m/s

Rank	Bib	Name	Ctry Code	Date of Birth	Lane	Reaction Time	Result
8	598	EGHAGHA Akira Switzerland	SUI	6 DEC 2007	7	0.164	39.18

Qualification: First 2 in each heat (Q) and the next 2 fastest (q) advance to the Final

Weather conditions at the beginning of the 1st heat

Temperature: 25°C Humidity: 56% Conditions: Overcast

Note:

Yellow Card received in this or another event

Legend:

=PB	Equal Personal Best	CB	Championship Best	DNF	Did not Finish	PB	Personal Best
Q	Qualified by place	q	Qualified by time	TR	Technical Rule	YC	Yellow Card

Added YC in heat 1

ATHM200M-----SFNL----- C73B 1.0

Report Created SAT 20 JUL 2024 19:22

Page 2/2

SAT 20 JUL 2024
 Start Time

18:46

200m Men
Semi-Finals
Results Summary
REVISED
20 JUL 19:22

EUROPEAN U18 BEST	20.37 SOMERS Thomas	GBR	Hayward Field, Eugene, OR (USA)	24 JUL 2014
CHAMPIONSHIP BEST	21.04 LONGOBARDI Eduardo	ITA	Givat Ram Stadium, Jerusalem (ISR)	6 JUL 2022
EUROPEAN U18 LEAD	20.55 ODEY-JORDAN Jake	GBR	Franklin Field, Philadelphia, PA (USA)	16 JUN 2024

Rank	Bib	Name	Ctry Code	Heat	Lane	Position	Wind	Time		
1	429	NAPPI Diego	ITA	1	6	1	+1.1	21.01	Q	CB
2	638	BEVANDA Ivano	SWE	2	8	1	+1.6	21.36	Q	PB
3	507	FOREMNY Jakub	POL	3	6	1	+0.9	21.40	Q	PB
4	557	MILITARU Mihai Adrian	ROU	1	3	2	+1.1	21.42	Q	
5	378	BURKE Joe	IRL	3	8	2	+0.9	21.43	Q	
6	484	ALTMANN OPUAMA Benjamin	NOR	3	5	3	+0.9	21.44	q	=PB
7	409	CAPORUSSO Fabrizio	ITA	2	4	2	+1.6	21.45 (.444)	Q	
8	549	BANICIOIU Jessus Armando	ROU	2	5	3	+1.6	21.45 (.450)	q	
9	185	FERNANDEZ Hugo	ESP	2	6	4	+1.6	21.46		
10	312	SCHUSTER Louis	GER	1	4	3	+1.1	21.52		
11	163	VOJÁČEK Filip	CZE	2	7	5	+1.6	21.53		
12	486	DAHNS Richard Parwon	NOR	2	1	6	+1.6	21.57		
13	649	PERSSON Bram	SWE	1	5	4	+1.1	21.59 (.585)		
14	276	TUGWELL Aron	GBR	3	3	4	+0.9	21.59 (.588)		
15	159	ŠULC Adam	CZE	3	2	5	+0.9	21.59 (.589)		
16	527	WOJTASIK Aleksander	POL	2	3	7	+1.6	21.64		PB
17	194	LOPEZ Jan	ESP	1	1	5	+1.1	21.65		
18	565	BOŽIČ Žiga	SLO	1	2	6	+1.1	21.69		PB
19	317	STROH Philip	GER	3	4	6	+0.9	21.71		
20	600	GABIOUD Mathieu	SUI	2	2	8	+1.6	21.91		PB
21	168	KÆRHØG Samuel	DEN	1	8	7	+1.1	22.01	YC	TR7.1(C)
22	679	MARKEVYCH Daniil	UKR	3	1	7	+0.9	22.16		=PB
23	598	EGHAGHA Akira	SUI	3	7	8	+0.9	39.18		
	533	AFONSO Pedro	POR	1	7			DNF	YC	TR7.1(C)

Qualification: First 2 in each heat (Q) and the next 2 fastest (q) advance to the Final

Note:
 Yellow Card received in this or another event





Legend:
 =PB Equal Personal Best **CB** Championship Best **DNF** Did not Finish **PB** Personal Best
Q Qualified by place **q** Qualified by time **TR** Technical Rule **YC** Yellow Card

Added YC in heat 1

ATHM200M-----SFNL----- C74A 1.0

Report Created SAT 20 JUL 2024 19:22

Page 1/1

PREMIUM PARTNER 		BROADCAST PARTNERS  		INSTITUTIONAL PARTNERS      	
MOBILITY PARTNER 		PARTNERS   		OFFICIAL SUPPLIERS     	

FRI 19 JUL 2024

Start Time

12:50

200m Men
Round 1
Results

EUROPEAN U18 BEST	20.37 SOMERS Thomas	GBR	Hayward Field, Eugene, OR (USA)	24 JUL 2014
CHAMPIONSHIP BEST	21.04 LONGOBARDI Eduardo	ITA	Givat Ram Stadium, Jerusalem (ISR)	6 JUL 2022
EUROPEAN U18 LEAD	20.55 ODEY-JORDAN Jake	GBR	Franklin Field, Philadelphia, PA (USA)	16 JUN 2024

HEAT 1 Start Time: 12:50

Wind: +0.3 m/s

Rank	Bib	Name	Ctry Code	Date of Birth	Lane	Reaction Time	Result	
1	163	VOJÁČEK Filip Czechia	CZE	1 JAN 2007	4	0.176	21.72	Q
2	638	BEVANDA Ivano Sweden	SWE	21 FEB 2007	7	0.172	21.98	Q
3	679	MARKEVYCH Daniil Ukraine	UKR	10 FEB 2007	8	0.199	22.33	Q
4	146	PETASIS Evangelos Cyprus	CYP	18 APR 2007	2	0.233	22.39	
5	280	GRIGORYAN Andro Georgia	GEO	26 OCT 2007	3	0.172	22.53	=NU18B
6	367	NÁDAS Balázs Hungary	HUN	5 MAY 2008	6	0.207	22.75	
	227	MÄKITALO Tomi Finland	FIN	26 MAY 2007	5	-0.298	DQ	TR16.8

HEAT 2 Start Time: 12:57

Wind: +0.4 m/s

Rank	Bib	Name	Ctry Code	Date of Birth	Lane	Reaction Time	Result	
1	533	AFONSO Pedro Portugal	POR	10 JAN 2007	5	0.148	21.31	Q SB
2	185	FERNANDEZ Hugo Spain	ESP	22 JUN 2008	6	0.154	21.40	Q PB
3	276	TUGWELL Aron Great Britain & Northern Ireland	GBR	17 APR 2007	7	0.169	21.41	Q =PB
4	159	ŠULC Adam Czechia	CZE	1 JAN 2007	8	0.212	21.47	q
5	486	DAHNS Richard Parwon Norway	NOR	10 MAR 2007	4	0.203	21.51	q PB
6	215	AAKKO Perttu Finland	FIN	27 AUG 2007	2	0.171	22.10	
7	446	RENCIS Agris Rūdolfs Latvia	LAT	14 JUN 2007	3	0.215	22.33	

HEAT 3 Start Time: 13:04

Wind: -0.2 m/s

Rank	Bib	Name	Ctry Code	Date of Birth	Lane	Reaction Time	Result	
1	507	FOREMNY Jakub Poland	POL	24 JUL 2007	6	0.204	21.46	Q PB
2	409	CAPORUSSO Fabrizio Italy	ITA	8 FEB 2007	3	0.151	21.57	Q
3	557	MILITARU Mihai Adrian Romania	ROU	1 JAN 2007	4	0.221	21.73	Q
4	133	BATISTIĆ Toma Croatia	CRO	6 MAY 2007	7	0.191	21.86	
5	456	KOLUPAILA Martynas Lithuania	LTU	30 JUL 2008	5	0.148	21.91	PB
6	336	KRIZEAS Panagiotis Greece	GRE	18 JUL 2007	8	0.201	22.08	PB
7	629	KREPOP Samuel Slovak Republic	SVK	15 JAN 2007	2	0.199	22.54	

FRI 19 JUL 2024
 Start Time

12:50

200m Men
Round 1
Results

EUROPEAN U18 BEST	20.37	SOMERS Thomas	GBR	Hayward Field, Eugene, OR (USA)	24 JUL 2014
CHAMPIONSHIP BEST	21.04	LONGOBARDI Eduardo	ITA	Givat Ram Stadium, Jerusalem (ISR)	6 JUL 2022
EUROPEAN U18 LEAD	20.55	ODEY-JORDAN Jake	GBR	Franklin Field, Philadelphia, PA (USA)	16 JUN 2024

HEAT 4 Start Time: 13:11

Wind: +0.5 m/s

Rank	Bib	Name	Ctry Code	Date of Birth	Lane	Reaction Time	Result	
1	649	PERSSON Bram Sweden	SWE	13 AUG 2007	8	0.170	21.79	Q
2	168	KÆRHØG Samuel Denmark	DEN	30 OCT 2007	7	0.176	21.95	Q
3	600	GABIOUD Mathieu Switzerland	SUI	1 JAN 2007	2	0.137	21.96	Q PB
4	274	ODEY-JORDAN Jake Great Britain & Northern Ireland	GBR	22 DEC 2007	6	0.152	22.12 (.116)	
5	134	DIMIĆ Roko Croatia	CRO	23 APR 2007	3	0.196	22.12 (.117)	
6	574	MIHEVC GRABNAR Urban Slovenia	SLO	1 JAN 2007	5	0.185	22.37	
7	545	PEREIRA David Portugal	POR	17 APR 2008	4	0.227	22.44	

HEAT 5 Start Time: 13:18

Wind: -1.1 m/s

Rank	Bib	Name	Ctry Code	Date of Birth	Lane	Reaction Time	Result	
1	549	BANICIOIU Jessus Armando Romania	ROU	1 JAN 2008	2	0.213	21.73	Q
2	312	SCHUSTER Louis Germany	GER	30 JUL 2007	6	0.134	21.75	Q
3	565	BOŽIĆ Žiga Slovenia	SLO	1 JAN 2007	4	0.199	21.90	Q
4	337	LAZAKIS Konstantinos Greece	GRE	19 OCT 2007	5	0.170	21.98	PB
5	657	BOSTAN Baturalp Türkiye	TUR	6 SEP 2007	8	0.241	22.19	
6	141	CHRISTOFIDES Lambros Cyprus	CYP	15 DEC 2008	3	0.242	22.22	
7	471	GRECH Andrea Malta	MLT	1 JAN 2008	7	0.188	22.87	

HEAT 6 Start Time: 13:25

Wind: -0.4 m/s

Rank	Bib	Name	Ctry Code	Date of Birth	Lane	Reaction Time	Result	
1	598	EGHAGHA Akira Switzerland	SUI	6 DEC 2007	4	0.143	21.47	Q
2	378	BURKE Joe Ireland	IRL	19 JAN 2008	7	0.172	21.51	Q
3	527	WOJTASIK Aleksander Poland	POL	1 AUG 2007	3	0.177	21.68	Q PB
4	194	LOPEZ Jan Spain	ESP	30 OCT 2007	6	0.195	21.81	q
5	632	SAUER Filip Slovak Republic	SVK	5 JAN 2007	5	0.176	22.07	=PB
6	467	GRIGOROVSCII Chirill Moldova	MDA	17 NOV 2007	8	0.152	22.49	
7	128	TSVETANOV Deyan Bulgaria	BUL	12 MAR 2008	2	0.224	22.55	SB

FRI 19 JUL 2024

Start Time

12:50

200m Men

Round 1

Results

EUROPEAN U18 BEST	20.37	SOMERS Thomas	GBR	Hayward Field, Eugene, OR (USA)	24 JUL 2014
CHAMPIONSHIP BEST	21.04	LONGOBARDI Eduardo	ITA	Givat Ram Stadium, Jerusalem (ISR)	6 JUL 2022
EUROPEAN U18 LEAD	20.55	ODEY-JORDAN Jake	GBR	Franklin Field, Philadelphia, PA (USA)	16 JUN 2024

HEAT 7

Start Time: 13:32

Wind: -0.7 m/s

Rank	Bib	Name	Ctry Code	Date of Birth	Lane	Reaction Time	Result	
1	429	NAPPI Diego Italy	ITA	10 AUG 2007	2	0.197	21.32	Q
2	484	ALTMANN OPUAMA Benjamin Norway	NOR	27 AUG 2008	6	0.131	21.51	Q
3	317	STROH Philip Germany	GER	29 MAR 2007	4	0.173	21.67	Q
4	680	MUDRYK Yurii Ukraine	UKR	5 APR 2007	8	0.200	22.04	PB
5	102	BORNEMANN Gabriel Austria	AUT	1 JAN 2007	7	0.150	22.07	
6	214	RAUD Ats Estonia	EST	18 FEB 2007	3	0.223	22.45	
7	453	ANINKEVIČIUS Tadas Lithuania	LTU	8 JAN 2008	5	0.165 L	22.49	TR17.3.3(L)

Qualification: First 3 in each heat (Q) and the next 3 fastest (q) advance to the Semi-Finals

Weather conditions at the beginning of the 1st heat

Temperature: 26°C

Humidity: 62%

Conditions: Partly cloudy

Note:

TR16.8 - False start

TR17.3.3(L) - First lane infringement

Legend:

=NU18B	Equal National U18 Best	=PB	Equal Personal Best	DQ	Disqualified	L	Lane Infringement
PB	Personal Best	q	Qualified by time	Q	Qualified by place	SB	Season Best
TR	Technical Rule						

Results Summary

EUROPEAN U18 BEST	20.37 SOMERS Thomas	GBR	Hayward Field, Eugene, OR (USA)	24 JUL 2014
CHAMPIONSHIP BEST	21.04 LONGOBARDI Eduardo	ITA	Givat Ram Stadium, Jerusalem (ISR)	6 JUL 2022
EUROPEAN U18 LEAD	20.55 ODEY-JORDAN Jake	GBR	Franklin Field, Philadelphia, PA (USA)	16 JUN 2024

Rank	Bib	Name	Ctry Code	Heat	Lane	Position	Wind	Time		
1	533	AFONSO Pedro	POR	2	5	1	+0.4	21.31	Q	SB
2	429	NAPPI Diego	ITA	7	2	1	-0.7	21.32	Q	
3	185	FERNANDEZ Hugo	ESP	2	6	2	+0.4	21.40	Q	PB
4	276	TUGWELL Aron	GBR	2	7	3	+0.4	21.41	Q	=PB
5	507	FOREMNY Jakub	POL	3	6	1	-0.2	21.46	Q	PB
6	598	EGHAGHA Akira	SUI	6	4	1	-0.4	21.47 (.462)	Q	
7	159	ŠULC Adam	CZE	2	8	4	+0.4	21.47 (.468)	q	
8	484	ALTMANN OPUAMA Benjamin	NOR	7	6	2	-0.7	21.51 (.504)	Q	
9	486	DAHNS Richard Parwon	NOR	2	4	5	+0.4	21.51 (.505)	q	PB
10	378	BURKE Joe	IRL	6	7	2	-0.4	21.51 (.508)	Q	
11	409	CAPORUSSO Fabrizio	ITA	3	3	2	-0.2	21.57	Q	
12	317	STROH Philip	GER	7	4	3	-0.7	21.67	Q	
13	527	WOJTASIK Aleksander	POL	6	3	3	-0.4	21.68	Q	PB
14	163	VOJÁČEK Filip	CZE	1	4	1	+0.3	21.72	Q	
15	557	MILITARU Mihai Adrian	ROU	3	4	3	-0.2	21.73 (.723)	Q	
16	549	BANICIOIU Jessus Armando	ROU	5	2	1	-1.1	21.73 (.724)	Q	
17	312	SCHUSTER Louis	GER	5	6	2	-1.1	21.75	Q	
18	649	PERSSON Bram	SWE	4	8	1	+0.5	21.79	Q	
19	194	LOPEZ Jan	ESP	6	6	4	-0.4	21.81	q	
20	133	BATISTIĆ Toma	CRO	3	7	4	-0.2	21.86		
21	565	BOŽIČ Žiga	SLO	5	4	3	-1.1	21.90	Q	
22	456	KOLUPAILA Martynas	LTU	3	5	5	-0.2	21.91		PB
23	168	KÆRHØG Samuel	DEN	4	7	2	+0.5	21.95	Q	
24	600	GABIOUD Mathieu	SUI	4	2	3	+0.5	21.96	Q	PB
25	638	BEVANDA Ivano	SWE	1	7	2	+0.3	21.98 (.972)	Q	
26	337	LAZAKIS Konstantinos	GRE	5	5	4	-1.1	21.98 (.977)		PB
27	680	MUDRYK Yurii	UKR	7	8	4	-0.7	22.04		PB
28	632	SAUER Filip	SVK	6	5	5	-0.4	22.07 (.062)		=PB
29	102	BORNEMANN Gabriel	AUT	7	7	5	-0.7	22.07 (.068)		
30	336	KRIZEAS Panagiotis	GRE	3	8	6	-0.2	22.08		PB
31	215	AAKKO Perttu	FIN	2	2	6	+0.4	22.10		
32	274	ODEY-JORDAN Jake	GBR	4	6	4	+0.5	22.12 (.116)		
33	134	DIMIĆ Roko	CRO	4	3	5	+0.5	22.12 (.117)		
34	657	BOSTAN Baturalp	TUR	5	8	5	-1.1	22.19		
35	141	CHRISTOFIDES Lambros	CYP	5	3	6	-1.1	22.22		
36	679	MARKEVYCH Daniil	UKR	1	8	3	+0.3	22.33 (.325)	Q	
37	446	RENCIS Agris Rūdolfs	LAT	2	3	7	+0.4	22.33 (.329)		
38	574	MIHEVC GRABNAR Urban	SLO	4	5	6	+0.5	22.37		
39	146	PETASIS Evangelos	CYP	1	2	4	+0.3	22.39		
40	545	PEREIRA David	POR	4	4	7	+0.5	22.44		
41	214	RAUD Ats	EST	7	3	6	-0.7	22.45		
42	453	ANINKEVIČIUS Tadas	LTU	7	5	7	-0.7 L	22.49 (.483)		TR17.3.3(L)
43	467	GRIGOROVSCII Chirill	MDA	6	8	6	-0.4	22.49 (.490)		
44	280	GRIGORYAN Andro	GEO	1	3	5	+0.3	22.53		=NU18B

FRI 19 JUL 2024
 Start Time

12:50

200m Men
Round 1
Results Summary

EUROPEAN U18 BEST	20.37 SOMERS Thomas	GBR	Hayward Field, Eugene, OR (USA)	24 JUL 2014
CHAMPIONSHIP BEST	21.04 LONGOBARDI Eduardo	ITA	Givat Ram Stadium, Jerusalem (ISR)	6 JUL 2022
EUROPEAN U18 LEAD	20.55 ODEY-JORDAN Jake	GBR	Franklin Field, Philadelphia, PA (USA)	16 JUN 2024

Rank	Bib	Name	Ctry Code	Heat	Lane	Position	Wind	Time	
45	629	KREPOP Samuel	SVK	3	2	7	-0.2	22.54	
46	128	TSVETANOV Deyan	BUL	6	2	7	-0.4	22.55	SB
47	367	NÁDAS Balázs	HUN	1	6	6	+0.3	22.75	
48	471	GRECH Andrea	MLT	5	7	7	-1.1	22.87	
	227	MÄKITALO Tomi	FIN	1	5			DQ	TR16.8

Qualification: First 3 in each heat (Q) and the next 3 fastest (q) advance to the Semi-Finals

Note:
 TR16.8 - False start
 TR17.3.3(L) - First lane infringement

Legend:	=NU18B Equal National U18 Best	=PB Equal Personal Best	DQ Disqualified	L Lane Infringement
PB Personal Best	q Qualified by time	Q Qualified by place	SB Season Best	
TR Technical Rule				

SAT 20 JUL 2024
 Start Time

19:10

400m Men
Final
Results

EUROPEAN U18 BEST	46.04	BALOŠÁK Štefan	SVK	Banská Bystrica (TCH)	27 AUG 1988
CHAMPIONSHIP BEST	46.67	GARCÍA David	ESP	Givat Ram Stadium, Jerusalem (ISR)	6 JUL 2022
EUROPEAN U18 LEAD	47.04	KLEMENIC Milann	FRA	Banská Bystrica (SVK)	19 JUL 2024

Rank	Bib	Name	Ctry Code	Date of Birth	Lane	Reaction Time	Result	
1	526	STRZELECKI Stanisław Poland	POL	21 JAN 2007	7	0.210	46.50	CB
2	251	KLEMENIC Milann France	FRA	6 SEP 2007	5	0.185	46.78	PB
3	384	KELLY Conor Ireland	IRL	17 JUL 2007	6	0.182	46.97	NU18B
4	136	JEZERNIK Dominik Croatia	CRO	5 FEB 2007	4	0.245	47.10	PB
5	288	FATYGA Michal Germany	GER	1 JAN 2007	8	0.176	47.55	
6	370	SÁRAY Péter Csaba Hungary	HUN	17 APR 2007	3	0.211	47.77	
7	442	LAMBA Emīls Latvia	LAT	13 AUG 2007	1	0.215	47.92	
8	418	FUMAGALLI Riccardo Italy	ITA	29 JUL 2007	2	0.176	48.00	

Weather conditions

Temperature: 24°C

Humidity: 64%

Conditions: Overcast

Legend:
CB Championship Best **NU18B** National U18 Best **PB** Personal Best

FRI 19 JUL 2024
 Start Time

11:38

400m Men
Semi-Finals
Results

EUROPEAN U18 BEST	46.04 BALOŠÁK Štefan	SVK Banská Bystrica (TCH)	27 AUG 1988
CHAMPIONSHIP BEST	46.67 GARCÍA David	ESP Givat Ram Stadium, Jerusalem (ISR)	6 JUL 2022
EUROPEAN U18 LEAD	47.15 HORÁK Tomáš	CZE Městský Stadion, Ostrava (CZE)	15 JUN 2024

SEMI-FINAL 1 Start Time: 11:38

Rank	Bib	Name	Ctry Code	Date of Birth	Lane	Reaction Time	Result	
1	384	KELLY Conor Ireland	IRL	17 JUL 2007	7	0.203	47.62	Q
2	370	SÁRAY Péter Csaba Hungary	HUN	17 APR 2007	3	0.212	47.77	Q PB
3	313	STADLER Milan Germany	GER	1 JAN 2007	6	0.179	48.17	PB
4	197	NUÑEZ Alejandro Spain	ESP	5 FEB 2007	5	0.166	48.19	
5	325	BERTOLIS Panagiotis Greece	GRE	14 APR 2007	4	0.204	48.24	PB
6	165	BANKE JØRGENSEN Christoffer Denmark	DEN	2 OCT 2007	1	0.174	49.03	
7	578	RENER Lenart Slovenia	SLO	14 SEP 2007	8	0.252 L	49.08	TR17.3.3(L)
8	467	GRIGOROVSCII Chirill Moldova	MDA	17 NOV 2007	2	0.179	49.09	

SEMI-FINAL 2 Start Time: 11:45

Rank	Bib	Name	Ctry Code	Date of Birth	Lane	Reaction Time	Result	
1	136	JEZERNIK Dominik Croatia	CRO	5 FEB 2007	4	0.238	47.26	Q PB
2	288	FATYGA Michal Germany	GER	1 JAN 2007	6	0.264	47.43	Q PB
3	442	LAMBA Emīls Latvia	LAT	13 AUG 2007	7	0.215	47.54	q NU18B
4	432	SALEMI Daniele Italy	ITA	24 OCT 2007	5	0.198	47.58	PB
5	500	ADAMCZYK Bartłomiej Poland	POL	13 JUN 2007	3	0.224	48.24	
6	559	MOISE Andrei-Alexandru Romania	ROU	1 JAN 2008	1	0.197	49.35	
7	225	MÄKINIEMI Aapo Finland	FIN	4 FEB 2007	2	0.172	49.64	
8	241	BOUHOUCHE Rayan France	FRA	5 MAY 2007	8	0.148	49.71	

SEMI-FINAL 3 Start Time: 11:52

Rank	Bib	Name	Ctry Code	Date of Birth	Lane	Reaction Time	Result	
1	251	KLEMENIC Milann France	FRA	6 SEP 2007	5	0.187	47.04	Q EU18L
2	526	STRZELECKI Stanisław Poland	POL	21 JAN 2007	4	0.190	47.23	Q PB
3	418	FUMAGALLI Riccardo Italy	ITA	29 JUL 2007	6	0.163	47.32	q PB
4	687	VOVCHENKO Volodymyr Ukraine	UKR	24 OCT 2007	7	0.228	48.27	
5	178	CRESPO Oscar Spain	ESP	1 MAR 2007	8	0.171	49.70	
6	659	ENDAMLI Kerem Türkiye	TUR	27 JUL 2007	2	0.173	50.02	
	155	MAREŠ Lukáš Czechia	CZE	1 JAN 2007	3	0.177	DNF	

FRI 19 JUL 2024
 Start Time

11:38

400m Men
Semi-Finals
Results

EUROPEAN U18 BEST	46.04	BALOŠÁK Štefan	SVK Banská Bystrica (TCH)	27 AUG 1988
CHAMPIONSHIP BEST	46.67	GARCÍA David	ESP Givat Ram Stadium, Jerusalem (ISR)	6 JUL 2022
EUROPEAN U18 LEAD	47.15	HORÁK Tomáš	CZE Městský Stadion, Ostrava (CZE)	15 JUN 2024

SEMI-FINAL 3 Start Time: 11:52

Rank	Bib	Name	Ctry Code	Date of Birth	Lane	Reaction Time	Result
	169	ROSENDAL Toke Denmark	DEN	27 APR 2007	1		DNS

Qualification: First 2 in each heat (Q) and the next 2 fastest (q) advance to the Final

Weather conditions at the beginning of the 1st heat

Temperature: 26°C

Humidity: 62%

Conditions: Partly cloudy

Note:
 TR17.3.3(L) - First lane infringement

Legend:	DNF Did not Finish	DNS Did not Start	EU18L European U18 Lead	L Lane Infringement
NU18B National U18 Best	PB Personal Best	q Qualified by time	Q Qualified by place	
TR Technical Rule				

FRI 19 JUL 2024

Start Time

11:38

400m Men

Semi-Finals

Results Summary

EUROPEAN U18 BEST	46.04	BALOŠÁK Štefan	SVK	Banská Bystrica (TCH)	27 AUG 1988
CHAMPIONSHIP BEST	46.67	GARCÍA David	ESP	Givat Ram Stadium, Jerusalem (ISR)	6 JUL 2022
EUROPEAN U18 LEAD	47.15	HORÁK Tomáš	CZE	Městský Stadion, Ostrava (CZE)	15 JUN 2024

Rank	Bib	Name	Ctry Code	Heat	Lane	Position	Time		
1	251	KLEMENIC Milann	FRA	3	5	1	47.04	Q	EU18L
2	526	STRZELECKI Stanisław	POL	3	4	2	47.23	Q	PB
3	136	JEZERNIK Dominik	CRO	2	4	1	47.26	Q	PB
4	418	FUMAGALLI Riccardo	ITA	3	6	3	47.32	q	PB
5	288	FATYGA Michal	GER	2	6	2	47.43	Q	PB
6	442	LAMBA Emils	LAT	2	7	3	47.54	q	NU18B
7	432	SALEMI Daniele	ITA	2	5	4	47.58		PB
8	384	KELLY Conor	IRL	1	7	1	47.62	Q	
9	370	SÁRAY Péter Csaba	HUN	1	3	2	47.77	Q	PB
10	313	STADLER Milan	GER	1	6	3	48.17		PB
11	197	NUÑEZ Alejandro	ESP	1	5	4	48.19		
12	500	ADAMCZYK Bartłomiej	POL	2	3	5	48.24 (.238)		
13	325	BERTOLIS Panagiotis	GRE	1	4	5	48.24 (.240)		PB
14	687	VOVCHENKO Volodymyr	UKR	3	7	4	48.27		
15	165	BANKE JØRGENSEN Christoffer	DEN	1	1	6	49.03		
16	578	RENER Lenart	SLO	1	8	7	49.08	L	TR17.3.3(L)
17	467	GRIGOROVSCII Chirill	MDA	1	2	8	49.09		
18	559	MOISE Andrei-Alexandru	ROU	2	1	6	49.35		
19	225	MÁKINIEMI Aapo	FIN	2	2	7	49.64		
20	178	CRESPO Oscar	ESP	3	8	5	49.70		
21	241	BOUHOUCHE Rayan	FRA	2	8	8	49.71		
22	659	ENDAMLI Kerem	TUR	3	2	6	50.02		
	155	MAREŠ Lukáš	CZE	3	3		DNF		
	169	ROSENDAL Toke	DEN	3	1		DNS		

Qualification: First 2 in each heat (Q) and the next 2 fastest (q) advance to the Final

Note:
TR17.3.3(L) - First lane infringement

Legend:	Did not Finish	DNS	Did not Start	EU18L	European U18 Lead	L	Lane Infringement
DNF	National U18 Best	PB	Personal Best	q	Qualified by time	Q	Qualified by place
TR	Technical Rule						

THU 18 JUL 2024

Start Time

12:05

400m Men
Round 1
Results

EUROPEAN U18 BEST	46.04 BALOŠÁK Štefan	SVK Banská Bystrica (TCH)	27 AUG 1988
CHAMPIONSHIP BEST	46.67 GARCÍA David	ESP Givat Ram Stadium, Jerusalem (ISR)	6 JUL 2022
EUROPEAN U18 LEAD	47.15 HORÁK Tomáš	CZE Městský Stadion, Ostrava (CZE)	15 JUN 2024

HEAT 1 Start Time: 12:05

Rank	Bib	Name	Ctry Code	Date of Birth	Lane	Reaction Time	Result	
1	197	NUÑEZ Alejandro Spain	ESP	5 FEB 2007	7	0.198	48.35	Q
2	442	LAMBA Emīls Latvia	LAT	13 AUG 2007	8	0.210	48.87	Q
3	241	BOUHOUCHE Rayan France	FRA	5 MAY 2007	2	0.158	48.89	Q
4	165	BANKE JØRGENSEN Christoffer Denmark	DEN	2 OCT 2007	3	0.170	49.18	Q
5	106	LOCSMANDY Markus Austria	AUT	24 JUL 2007	5	0.207	49.49	PB
6	137	PLIŠKO Noa Croatia	CRO	15 OCT 2007	6	0.196	49.71	
7	645	LINDER Andreas Sweden	SWE	4 APR 2007	4	0.239	50.04	

HEAT 2 Start Time: 12:12

Rank	Bib	Name	Ctry Code	Date of Birth	Lane	Reaction Time	Result	
1	432	SALEMI Daniele Italy	ITA	24 OCT 2007	8	0.198	48.11	Q
2	526	STRZELECKI Stanisław Poland	POL	21 JAN 2007	5	0.257	48.21	Q
3	325	BERTOLIS Panagiotis Greece	GRE	14 APR 2007	3	0.184	48.36	Q PB
4	178	CRESPO Oscar Spain	ESP	1 MAR 2007	6	0.195	48.59	Q
5	559	MOISE Andrei-Alexandru Romania	ROU	1 JAN 2008	4	0.198	48.71	q
6	496	SOLHEIM SOLLID Elias Norway	NOR	9 FEB 2007	2	0.239	50.14	
7	537	CONCEIÇÃO Afonso Portugal	POR	1 JAN 2007	7	0.290	50.27	

HEAT 3 Start Time: 12:19

Rank	Bib	Name	Ctry Code	Date of Birth	Lane	Reaction Time	Result	
1	384	KELLY Conor Ireland	IRL	17 JUL 2007	8	0.188	48.01	Q
2	687	VOVCHENKO Volodymyr Ukraine	UKR	24 OCT 2007	7	0.229	48.25	Q PB
3	155	MAREŠ Lukáš Czechia	CZE	1 JAN 2007	2	0.177	48.38	Q
4	500	ADAMCZYK Bartłomiej Poland	POL	13 JUN 2007	5	0.267	48.42	Q
5	225	MÄKINIEMI Aapo Finland	FIN	4 FEB 2007	6	0.165	49.05	q PB
6	634	VOLEK Teodor Slovak Republic	SVK	27 JUN 2008	3	0.191	49.53	PB
7	577	NOVŠAK Jakob Slovenia	SLO	1 JAN 2007	4	0.194	50.02	

THU 18 JUL 2024

Start Time

12:05

400m Men
Round 1
Results

EUROPEAN U18 BEST	46.04 BALOŠÁK Štefan	SVK Banská Bystrica (TCH)	27 AUG 1988
CHAMPIONSHIP BEST	46.67 GARCÍA David	ESP Givat Ram Stadium, Jerusalem (ISR)	6 JUL 2022
EUROPEAN U18 LEAD	47.15 HORÁK Tomáš	CZE Městský Stadion, Ostrava (CZE)	15 JUN 2024

HEAT 4 Start Time: 12:26

Rank	Bib	Name	Ctry Code	Date of Birth	Lane	Reaction Time	Result	
1	251	KLEMENIC Milann France	FRA	6 SEP 2007	5	0.206	47.78	Q
2	313	STADLER Milan Germany	GER	1 JAN 2007	7	0.194	48.29	Q
3	418	FUMAGALLI Riccardo Italy	ITA	29 JUL 2007	4	0.193	48.36	Q
4	370	SÁRAY Péter Csaba Hungary	HUN	17 APR 2007	2	0.205	48.48	Q
5	659	ENDAMLI Kerem Türkiye	TUR	27 JUL 2007	3	0.150	49.21	q PB
6	629	KREPOP Samuel Slovak Republic	SVK	15 JAN 2007	8	0.210	49.68	
	495	SØGÅRD LEHMANN Sondre Norway	NOR	22 JUN 2007	6	0.195	DQ	TR17.2.3

HEAT 5 Start Time: 12:33

Rank	Bib	Name	Ctry Code	Date of Birth	Lane	Reaction Time	Result	
1	136	JEZERNIK Dominik Croatia	CRO	5 FEB 2007	6	0.250	48.13	Q
2	288	FATYGA Michal Germany	GER	1 JAN 2007	5	0.264	48.36	Q
3	578	RENER Lenart Slovenia	SLO	14 SEP 2007	3	0.271	48.89	Q
4	169	ROSENDAL Toke Denmark	DEN	27 APR 2007	7	0.176	48.98	Q
5	467	GRIGOROVSCII Chirill Moldova	MDA	17 NOV 2007	4	0.188	49.08	q PB
6	618	TÖNZ Alessandro Switzerland	SUI	1 JAN 2007	1	0.181	49.36	PB
7	592	STANKOVIĆ Filip Serbia	SRB	28 MAY 2007	2	0.189	49.57	
8	670	EISMONT Artur Ukraine	UKR	16 FEB 2007	8	0.246	50.50	

Qualification: First 4 in each heat (Q) and the next 4 fastest (q) advance to the Semi-Finals

Weather conditions at the beginning of the 1st heat

Temperature: 27°C

Humidity: 57%

Conditions: Sunny

Note:

TR17.2.3 - Lane infringement

Legend:

DQ	Disqualified	PB	Personal Best	Q	Qualified by place	q	Qualified by time
TR	Technical Rule						

THU 18 JUL 2024

Start Time

12:05

400m Men

Round 1

Results Summary

EUROPEAN U18 BEST	46.04	BALOŠÁK Štefan	SVK	Banská Bystrica (TCH)	27 AUG 1988
CHAMPIONSHIP BEST	46.67	GARCÍA David	ESP	Givat Ram Stadium, Jerusalem (ISR)	6 JUL 2022
EUROPEAN U18 LEAD	47.15	HORÁK Tomáš	CZE	Městský Stadion, Ostrava (CZE)	15 JUN 2024

Rank	Bib	Name	Ctry Code	Heat	Lane	Position	Time	
1	251	KLEMENIC Milann	FRA	4	5	1	47.78	Q
2	384	KELLY Conor	IRL	3	8	1	48.01	Q
3	432	SALEMI Daniele	ITA	2	8	1	48.11	Q
4	136	JEZERNIK Dominik	CRO	5	6	1	48.13	Q
5	526	STRZELECKI Stanisław	POL	2	5	2	48.21	Q
6	687	VOVCHENKO Volodymyr	UKR	3	7	2	48.25	Q PB
7	313	STADLER Milan	GER	4	7	2	48.29	Q
8	197	NUÑEZ Alejandro	ESP	1	7	1	48.35	Q
9	325	BERTOLIS Panagiotis	GRE	2	3	3	48.36 (.352)	Q PB
9	418	FUMAGALLI Riccardo	ITA	4	4	3	48.36 (.352)	Q
11	288	FATYGA Michal	GER	5	5	2	48.36 (.360)	Q
12	155	MAREŠ Lukáš	CZE	3	2	3	48.38	Q
13	500	ADAMCZYK Bartłomiej	POL	3	5	4	48.42	Q
14	370	SÁRAY Péter Csaba	HUN	4	2	4	48.48	Q
15	178	CRESPO Oscar	ESP	2	6	4	48.59	Q
16	559	MOISE Andrei-Alexandru	ROU	2	4	5	48.71	q
17	442	LAMBA Emils	LAT	1	8	2	48.87	Q
18	578	RENER Lenart	SLO	5	3	3	48.89 (.881)	Q
19	241	BOUHOUCHE Rayan	FRA	1	2	3	48.89 (.885)	Q
20	169	ROSENDAL Toke	DEN	5	7	4	48.98	Q
21	225	MÄKINIEMI Aapo	FIN	3	6	5	49.05	q PB
22	467	GRIGOROVSCII Chirill	MDA	5	4	5	49.08	q PB
23	165	BANKE JØRGENSEN Christoffer	DEN	1	3	4	49.18	Q
24	659	ENDAMLI Kerem	TUR	4	3	5	49.21	q PB
25	618	TÖNZ Alessandro	SUI	5	1	6	49.36	PB
26	106	LOCSMANDY Markus	AUT	1	5	5	49.49	PB
27	634	VOLEK Teodor	SVK	3	3	6	49.53	PB
28	592	STANKOVIĆ Filip	SRB	5	2	7	49.57	
29	629	KREPOP Samuel	SVK	4	8	6	49.68	
30	137	PLIŠKO Noa	CRO	1	6	6	49.71	
31	577	NOVŠAK Jakob	SLO	3	4	7	50.02	
32	645	LINDER Andreas	SWE	1	4	7	50.04	
33	496	SOLHEIM SOLLID Elias	NOR	2	2	6	50.14	
34	537	CONCEIÇÃO Afonso	POR	2	7	7	50.27	
35	670	EISMONT Artur	UKR	5	8	8	50.50	
	495	SØGÅRD LEHMANN Sondre	NOR	4	6		DQ	TR17.2.3

Qualification: First 4 in each heat (Q) and the next 4 fastest (q) advance to the Semi-Finals

Note:
TR17.2.3 - Lane infringement

Legend:
DQ Disqualified
TR Technical Rule
PB Personal Best
Q Qualified by place
q Qualified by time

SUN 21 JUL 2024

Start Time

17:12

800m Men
Final
Results

EUROPEAN U18 BEST	1:45.36	BURGIN Max	GBR Bedford (GBR)	23 JUN 2019
CHAMPIONSHIP BEST	1:47.36	BURGIN Max	GBR Olimpiai Sportpark, Győr (HUN)	8 JUL 2018
EUROPEAN U18 LEAD	1:48.71	TOUL Filip	CZE Stadion Mládeže, Zlín (CZE)	26 MAY 2024

Rank	Bib	Name	Ctry Code	Date of Birth	Lane	Result
1	271	MCKENNA Matthew Great Britain & Northern Ireland	GBR	16 JUN 2007	7	1:52.91
2	175	CEBALLOS Aaron Spain	ESP	15 DEC 2007	8	1:53.21
3	530	ZACZYK Łukasz Poland	POL	18 MAR 2007	3	1:53.60
4	572	LAKOŠELJAC Benjamin Slovenia	SLO	1 JAN 2007	5	1:53.63
5	278	WATERWORTH Tom Great Britain & Northern Ireland	GBR	21 JUL 2007	4	1:53.68
6	411	CASONI Alessandro Italy	ITA	2 SEP 2007	6	1:53.89
7	387	MORE Bobby Ireland	IRL	25 SEP 2007	2	1:54.13
8	196	MUÑOZ Alejandro Spain	ESP	4 SEP 2007	1	1:54.87
		Intermediate Times:	400m	59.00	271	MCKENNA Matthew (GBR)

Weather conditions

Temperature: 29°C

Humidity: 51%

Conditions: Clear sky

SAT 20 JUL 2024

Start Time

18:02

800m Men
Semi-Finals
Results

EUROPEAN U18 BEST	1:45.36	BURGIN Max	GBR Bedford (GBR)	23 JUN 2019
CHAMPIONSHIP BEST	1:47.36	BURGIN Max	GBR Olimpiai Sportpark, Győr (HUN)	8 JUL 2018
EUROPEAN U18 LEAD	1:48.71	TOUL Filip	CZE Stadion Mládeže, Zlín (CZE)	26 MAY 2024

SEMI-FINAL 1 Start Time: 18:02

Rank	Bib	Name	Ctry Code	Date of Birth	Lane	Result		
1	175	CEBALLOS Aaron Spain	ESP	15 DEC 2007	6	1:49.82	Q	PB
2	411	CASONI Alessandro Italy	ITA	2 SEP 2007	7	1:50.41	Q	
3	572	LAKOŠELJAC Benjamin Slovenia	SLO	1 JAN 2007	5	1:50.48	q	
4	164	VOLNÝ Tomáš Czechia	CZE	1 JAN 2007	4	1:52.74		
5	403	SOLNIK Yair Israel	ISR	27 MAR 2007	2	1:53.23		PB
6	172	THØGERSEN William Denmark	DEN	6 APR 2008	1	1:53.68		
7	109	BARRA Lucas Belgium	BEL	7 AUG 2007	8	1:53.75		
8	490	JOHANSSON HAUGE Lars Norway	NOR	12 JUN 2007	3	1:54.16		
9	635	ÅHMAN Jacob Sweden	SWE	29 MAY 2007	7	1:54.80		
		Intermediate Times:	400m	54.83	572	LAKOŠELJAC Benjamin (SLO)		

SEMI-FINAL 2 Start Time: 18:10

Rank	Bib	Name	Ctry Code	Date of Birth	Lane	Result		
1	278	WATERWORTH Tom Great Britain & Northern Ireland	GBR	21 JUL 2007	4	1:52.73	Q	
2	530	ZACZYK Łukasz Poland	POL	18 MAR 2007	7	1:53.33	Q	
3	343	SALPAS Vasileios Greece	GRE	24 AUG 2007	3	1:53.73		
4	295	HOYER Piet Germany	GER	15 SEP 2007	6	1:53.76		
5	147	SWARAY S. Baba Cyprus	CYP	1 JAN 2007	2	1:54.41		
6	243	BURGUE Nolhan France	FRA	14 JUL 2007	5	1:55.70		
7	642	KARLSSON Vilmer Sweden	SWE	11 JUN 2007	1	1:56.02		
8	428	MOSER Alessandro Italy	ITA	7 SEP 2007	8	1:56.11		
		Intermediate Times:	400m	57.26	428	MOSER Alessandro (ITA)		

SEMI-FINAL 3 Start Time: 18:18

Rank	Bib	Name	Ctry Code	Date of Birth	Lane	Result		
1	271	MCKENNA Matthew Great Britain & Northern Ireland	GBR	16 JUN 2007	7	1:51.46	Q	
2	196	MUÑOZ Alejandro Spain	ESP	4 SEP 2007	5	1:51.70	Q	
3	387	MORE Bobby Ireland	IRL	25 SEP 2007	3	1:51.92	q	PB
4	114	MARCHANDISE Pierre Belgium	BEL	22 SEP 2007	4	1:52.44		
5	352	BEKE Dávid Hungary	HUN	1 MAY 2007	1	1:52.71		PB

SAT 20 JUL 2024
 Start Time

18:02

800m Men
Semi-Finals
Results

EUROPEAN U18 BEST	1:45.36	BURGIN Max	GBR Bedford (GBR)	23 JUN 2019
CHAMPIONSHIP BEST	1:47.36	BURGIN Max	GBR Olimpiai Sportpark, Győr (HUN)	8 JUL 2018
EUROPEAN U18 LEAD	1:48.71	TOUL Filip	CZE Stadion Mládeže, Zlín (CZE)	26 MAY 2024

SEMI-FINAL 3 Start Time: 18:18

Rank	Bib	Name	Ctry Code	Date of Birth	Lane	Result
6	244	COUTINHO Maxence France	FRA	18 AUG 2007	6	1:53.29
7	152	HÜBNER Richard Czechia	CZE	1 JAN 2007	8	1:55.11
8	466	GHEREG Stanislav Moldova	MDA	23 MAR 2007	2	1:57.64
		Intermediate Times:	400m	56.10	387	MORE Bobby (IRL)

Qualification: First 2 in each heat (Q) and the next 2 fastest (q) advance to the Final

Weather conditions at the beginning of the 1st heat

Temperature: 25°C Humidity: 56% Conditions: Overcast

Legend:	PB Personal Best	Q Qualified by place	q Qualified by time
----------------	-------------------------	-----------------------------	----------------------------

SAT 20 JUL 2024
 Start Time

18:02

800m Men
Semi-Finals
Results Summary

EUROPEAN U18 BEST	1:45.36	BURGIN Max	GBR Bedford (GBR)	23 JUN 2019
CHAMPIONSHIP BEST	1:47.36	BURGIN Max	GBR Olimpiai Sportpark, Győr (HUN)	8 JUL 2018
EUROPEAN U18 LEAD	1:48.71	TOUL Filip	CZE Stadion Mládeže, Zlín (CZE)	26 MAY 2024

Rank	Bib	Name	Ctry Code	Heat	Lane	Position	Time		
1	175	CEBALLOS Aaron	ESP	1	6	1	1:49.82	Q	PB
2	411	CASONI Alessandro	ITA	1	7	2	1:50.41	Q	
3	572	LAKOŠELJAC Benjamin	SLO	1	5	3	1:50.48	q	
4	271	MCKENNA Matthew	GBR	3	7	1	1:51.46	Q	
5	196	MUÑOZ Alejandro	ESP	3	5	2	1:51.70	Q	
6	387	MORE Bobby	IRL	3	3	3	1:51.92	q	PB
7	114	MARCHANDISE Pierre	BEL	3	4	4	1:52.44		
8	352	BEKE Dávid	HUN	3	1	5	1:52.71		PB
9	278	WATERWORTH Tom	GBR	2	4	1	1:52.73	Q	
10	164	VOLNÝ Tomáš	CZE	1	4	4	1:52.74		
11	403	SOLNIK Yair	ISR	1	2	5	1:53.23		PB
12	244	COUTINHO Maxence	FRA	3	6	6	1:53.29		
13	530	ZACZYK Łukasz	POL	2	7	2	1:53.33	Q	
14	172	THØGERSEN William	DEN	1	1	6	1:53.68		
15	343	SALPAS Vasileios	GRE	2	3	3	1:53.73		
16	109	BARRA Lucas	BEL	1	8	7	1:53.75		
17	295	HOYER Piet	GER	2	6	4	1:53.76		
18	490	JOHANSSON HAUGE Lars	NOR	1	3	8	1:54.16		
19	147	SWARAY S. Baba	CYP	2	2	5	1:54.41		
20	635	ÅHMAN Jacob	SWE	1	7	9	1:54.80		
21	152	HÜBNER Richard	CZE	3	8	7	1:55.11		
22	243	BURGUE Nolhan	FRA	2	5	6	1:55.70		
23	642	KARLSSON Vilmer	SWE	2	1	7	1:56.02		
24	428	MOSER Alessandro	ITA	2	8	8	1:56.11		
25	466	GHEREG Stanislav	MDA	3	2	8	1:57.64		

Qualification: First 2 in each heat (Q) and the next 2 fastest (q) advance to the Final

Legend:	PB Personal Best	Q Qualified by place	q Qualified by time
----------------	-------------------------	-----------------------------	----------------------------

FRI 19 JUL 2024
 Start Time

18:25

800m Men
Round 1
Results
REVISED
19 JUL 20:31

EUROPEAN U18 BEST	1:45.36	BURGIN Max	GBR Bedford (GBR)	23 JUN 2019
CHAMPIONSHIP BEST	1:47.36	BURGIN Max	GBR Olimpiai Sportpark, Győr (HUN)	8 JUL 2018
EUROPEAN U18 LEAD	1:48.71	TOUL Filip	CZE Stadion Mládeže, Zlín (CZE)	26 MAY 2024

HEAT 1 Start Time: 18:25

Rank	Bib	Name	Ctry Code	Date of Birth	Lane	Result	
1	278	WATERWORTH Tom Great Britain & Northern Ireland	GBR	21 JUL 2007	2	1:52.61	Q
2	295	HOYER Piet Germany	GER	15 SEP 2007	8	1:53.21	Q
3	428	MOSEER Alessandro Italy	ITA	7 SEP 2007	4	1:53.57	Q
4	147	SWARAY S. Baba Cyprus	CYP	1 JAN 2007	7	1:54.03	q PB
5	352	BEKE Dávid Hungary	HUN	1 MAY 2007	3	1:54.45	q
6	665	ÖZMEZ Yiğit Türkiye	TUR	23 APR 2008	6	1:57.63	
	390	O' DONNELL Daire Ireland	IRL	19 MAR 2007	5	DNS	
		Intermediate Times:	400m	57.00	295	HOYER Piet (GER)	

HEAT 2 Start Time: 18:32

Rank	Bib	Name	Ctry Code	Date of Birth	Lane	Result	
1	114	MARCHANDISE Pierre Belgium	BEL	22 SEP 2007	5	1:53.08	Q
2	244	COUTINHO Maxence France	FRA	18 AUG 2007	7	1:53.42	Q
3	490	JOHANSSON HAUGE Lars Norway	NOR	12 JUN 2007	3	1:54.18	Q
4	466	GHEREG Stanislav Moldova	MDA	23 MAR 2007	1	1:54.57	q PB
5	525	SŁOWIKOWSKI Sebastian Poland	POL	1 NOV 2007	8	1:54.58	
6	221	KORVENPÄÄ Justus Finland	FIN	28 JAN 2008	4	1:55.14	PB
7	609	MEX Théo Switzerland	SUI	1 JAN 2008	2	1:56.34	
8	107	MESI Julian Austria	AUT	1 JAN 2007	6	1:56.47	
		Intermediate Times:	400m	56.93	525	SŁOWIKOWSKI Sebastian (POL)	

HEAT 3 Start Time: 18:39

Rank	Bib	Name	Ctry Code	Date of Birth	Lane	Result	
1	175	CEBALLOS Aaron Spain	ESP	15 DEC 2007	8	1:51.74	Q
2	387	MORE Bobby Ireland	IRL	25 SEP 2007	4	1:52.15	Q PB
3	572	LAKOŠELJAC Benjamin Slovenia	SLO	1 JAN 2007	2	1:52.24	Q
4	172	THØGERSEN William Denmark	DEN	6 APR 2008	5	1:52.67	q PB
5	109	BARRA Lucas Belgium	BEL	7 AUG 2007	7	1:52.75	q
6	546	PRATES Martim Portugal	POR	4 FEB 2007	6	1:55.13	
7	554	COZMA George Romania	ROU	16 FEB 2007	3	1:55.68	

Based in referee decision bib 635 AHMAN (SWE) heat 6 now is qualified

ATHM800M-----RND1-----C73H 1.1

Report Created FRI 19 JUL 2024 20:31

Page 1/3

FRI 19 JUL 2024
 Start Time

18:25

800m Men
Round 1
Results
REVISED
19 JUL 20:31

EUROPEAN U18 BEST	1:45.36	BURGIN Max	GBR Bedford (GBR)	23 JUN 2019
CHAMPIONSHIP BEST	1:47.36	BURGIN Max	GBR Olimpiai Sportpark, Győr (HUN)	8 JUL 2018
EUROPEAN U18 LEAD	1:48.71	TOUL Filip	CZE Stadion Mládeže, Zlín (CZE)	26 MAY 2024

Intermediate Times: 400m 56.22 109 BARRA Lucas (BEL)

HEAT 4 Start Time: 18:46

Rank	Bib	Name	Ctry Code	Date of Birth	Lane	Result	
1	271	MCKENNA Matthew Great Britain & Northern Ireland	GBR	16 JUN 2007	5	1:52.08	Q
2	196	MUÑOZ Alejandro Spain	ESP	4 SEP 2007	6	1:54.10	Q
3	152	HÜBNER Richard Czechia	CZE	1 JAN 2007	8	1:54.19	Q
4	403	SOLNIK Yair Israel	ISR	27 MAR 2007	4	1:54.51	q
5	622	CSIKÓS Peter Slovak Republic	SVK	19 JUL 2007	2 L	1:54.59	TR17.3.3(L)
6	556	GLAVAN Alin Ionut Florentin Romania	ROU	1 JAN 2007	3	1:55.09	
7	541	LEMOS Pedro Portugal	POR	16 APR 2007	7	1:55.99	
		Intermediate Times:	400m	57.43	271	MCKENNA Matthew (GBR)	

HEAT 5 Start Time: 18:53

Rank	Bib	Name	Ctry Code	Date of Birth	Lane	Result	
1	411	CASONI Alessandro Italy	ITA	2 SEP 2007	2	1:55.65	Q
2	642	KARLSSON Vilmer Sweden	SWE	11 JUN 2007	6	1:55.78	Q
3	164	VOLNÝ Tomáš Czechia	CZE	1 JAN 2007	4	1:55.82	Q
4	333	KATSELIS Aristeidis Greece	GRE	22 FEB 2007	1	1:56.07	
5	228	MONONEN Lauri Finland	FIN	9 JUL 2007	5	1:56.50	
6	350	BABICS Marcell Hungary	HUN	14 JUN 2007	7	1:56.60	
7	303	MERHEIM Jan Emanuel Germany	GER	1 JAN 2007	3	1:56.70	
8	457	KUKŠTA Titas Lithuania	LTU	29 JAN 2007	8	1:59.27	
		Intermediate Times:	400m	58.82	457	KUKŠTA Titas (LTU)	

HEAT 6 Start Time: 19:00

Rank	Bib	Name	Ctry Code	Date of Birth	Lane	Result	
1	530	ZACZYK Łukasz Poland	POL	18 MAR 2007	5	1:54.56	Q
2	343	SALPAS Vasileios Greece	GRE	24 AUG 2007	2	1:54.98	Q
3	243	BURGUE Nolhan France	FRA	14 JUL 2007	3	1:55.00	Q
4	139	VUKOBRATOVIĆ Luka Croatia	CRO	9 JUL 2007	1	1:55.41	
5	451	VANADZIŅŠ Rūdolfs Latvia	LAT	5 OCT 2007	7	1:55.46	

Based in referee decision bib 635 AHMAN (SWE) heat 6 now is qualified

ATHM800M-----RND1-----C73H 1.1

Report Created FRI 19 JUL 2024 20:31

Page 2/3

FRI 19 JUL 2024

Start Time

18:25

800m Men

Round 1

Results

REVISED
19 JUL 20:31

EUROPEAN U18 BEST	1:45.36	BURGIN Max	GBR Bedford (GBR)	23 JUN 2019
CHAMPIONSHIP BEST	1:47.36	BURGIN Max	GBR Olimpiai Sportpark, Győr (HUN)	8 JUL 2018
EUROPEAN U18 LEAD	1:48.71	TOUL Filip	CZE Stadion Mládeže, Zlín (CZE)	26 MAY 2024

HEAT 6 Start Time: 19:00

Rank	Bib	Name	Ctry Code	Date of Birth	Lane	Result	
6	635	AHMAN Jacob Sweden	SWE	29 MAY 2007	6	1:56.05	qR
7	627	KRAJČÍK Michal Slovak Republic	SVK	7 AUG 2007	4	1:56.37	TR7.1(C)
	605	KULL Ben Switzerland	SUI	1 JAN 2007	8	DQ	TR17.2.3
		Intermediate Times:	400m	56.54	627	KRAJČÍK Michal (SVK)	

Qualification: First 3 in each heat (Q) and the next 6 fastest (q) advance to the Semi-Finals

Weather conditions at the beginning of the 1st heat

Temperature: 27°C Humidity: 52% Conditions: Few clouds

Note:
TR17.2.3 - Lane infringement
TR17.3.3(L) - First lane infringement

Note:
Yellow Card received in this or another event

Legend:	DNS Did not Start	DQ Disqualified	L Lane Infringement	PB Personal Best
q Qualified by time	Q Qualified by place	qR Qualified by Referee	TR Technical Rule	
YC Yellow Card				

Based in referee decision bib 635 AHMAN (SWE) heat 6 now is qualified

Results Summary

REVISED
19 JUL 20:30

EUROPEAN U18 BEST	1:45.36	BURGIN Max	GBR Bedford (GBR)	23 JUN 2019
CHAMPIONSHIP BEST	1:47.36	BURGIN Max	GBR Olimpiai Sportpark, Győr (HUN)	8 JUL 2018
EUROPEAN U18 LEAD	1:48.71	TOUL Filip	CZE Stadion Mládeže, Zlín (CZE)	26 MAY 2024


Rank	Bib	Name	Ctry Code	Heat	Lane	Position	Time	
1	175	CEBALLOS Aaron	ESP	3	8	1	1:51.74	Q
2	271	MCKENNA Matthew	GBR	4	5	1	1:52.08	Q
3	387	MORE Bobby	IRL	3	4	2	1:52.15	Q PB
4	572	LAKOŠELJAC Benjamin	SLO	3	2	3	1:52.24	Q
5	278	WATERWORTH Tom	GBR	1	2	1	1:52.61	Q
6	172	THØGERSEN William	DEN	3	5	4	1:52.67	q PB
7	109	BARRA Lucas	BEL	3	7	5	1:52.75	q
8	114	MARCHANDISE Pierre	BEL	2	5	1	1:53.08	Q
9	295	HOYER Piet	GER	1	8	2	1:53.21	Q
10	244	COUTINHO Maxence	FRA	2	7	2	1:53.42	Q
11	428	MOSER Alessandro	ITA	1	4	3	1:53.57	Q
12	147	SWARAY S. Baba	CYP	1	7	4	1:54.03	q PB
13	196	MUÑOZ Alejandro	ESP	4	6	2	1:54.10	Q
14	490	JOHANSSON HAUGE Lars	NOR	2	3	3	1:54.18	Q
15	152	HÜBNER Richard	CZE	4	8	3	1:54.19	Q
16	352	BEKE Dávid	HUN	1	3	5	1:54.45	q
17	403	SOLNIK Yair	ISR	4	4	4	1:54.51	q
18	530	ZACZYK Łukasz	POL	6	5	1	1:54.56	Q
19	466	GHEREG Stanislav	MDA	2	1	4	1:54.57	q PB
20	525	SŁOWIKOWSKI Sebastian	POL	2	8	5	1:54.58	
21	622	CSIKÓS Peter	SVK	4	2	5	1:54.59	L TR17.3.3(L)
22	343	SALPAS Vasileios	GRE	6	2	2	1:54.98	Q
23	243	BURGUE Nolhan	FRA	6	3	3	1:55.00	Q
24	556	GLAVAN Alin Ionut Florentin	ROU	4	3	6	1:55.09	
25	546	PRATES Martim	POR	3	6	6	1:55.13	
26	221	KORVENPÄÄ Justus	FIN	2	4	6	1:55.14	PB
27	139	VUKOBRATOVIĆ Luka	CRO	6	1	4	1:55.41	
28	451	VANADZIŃŠ Rūdolfs	LAT	6	7	5	1:55.46	
29	411	CASONI Alessandro	ITA	5	2	1	1:55.65	Q
30	554	COZMA George	ROU	3	3	7	1:55.68	
31	642	KARLSSON Vilmer	SWE	5	6	2	1:55.78	Q
32	164	VOLNÝ Tomáš	CZE	5	4	3	1:55.82	Q
33	541	LEMOŠ Pedro	POR	4	7	7	1:55.99	
34	635	ÅHMAN Jacob	SWE	6	6	6	1:56.05	qR
35	333	KATSELIS Aristeidis	GRE	5	1	4	1:56.07	
36	609	MEX Théo	SUI	2	2	7	1:56.34	
37	627	KRAJČÍK Michal	SVK	6	4	7	1:56.37	YC TR7.1(C)
38	107	MESI Julian	AUT	2	6	8	1:56.47	
39	228	MONONEN Lauri	FIN	5	5	5	1:56.50	
40	350	BABICS Marcell	HUN	5	7	6	1:56.60	
41	303	MERHEIM Jan Emanuel	GER	5	3	7	1:56.70	
42	665	ÖZMEZ Yiğit	TUR	1	6	6	1:57.63	
43	457	KUKŠTA Titas	LTU	5	8	8	1:59.27	
	605	KULL Ben	SUI	6	8		DQ	TR17.2.3

Based in referee decision bib 635 AHMAN (SWE) heat 6 now is qualified

ATHM800M-----RND1-----C74A 1.1

Report Created FRI 19 JUL 2024 20:30

Page 1/2

Results Summary

REVISED
19 JUL 20:30

EUROPEAN U18 BEST	1:45.36	BURGIN Max	GBR Bedford (GBR)	23 JUN 2019
CHAMPIONSHIP BEST	1:47.36	BURGIN Max	GBR Olimpiai Sportpark, Győr (HUN)	8 JUL 2018
EUROPEAN U18 LEAD	1:48.71	TOUL Filip	CZE Stadion Mládeže, Zlín (CZE)	26 MAY 2024

Rank	Bib	Name	Ctry Code	Heat	Lane	Position	Time
	390	O' DONNELL Daire	IRL	1	5		DNS







Qualification: First 3 in each heat (Q) and the next 6 fastest (q) advance to the Semi-Finals

Note:
TR17.2.3 - Lane infringement
TR17.3.3(L) - First lane infringement

Note:
Yellow Card received in this or another event

Legend:	DNS Did not Start	DQ Disqualified	L Lane Infringement	PB Personal Best
q Qualified by time	Q Qualified by place	qR Qualified by Referee	TR Technical Rule	
YC Yellow Card				

Based in referee decision bib 635 AHMAN (SWE) heat 6 now is qualified

PREMIUM PARTNER		BROADCAST PARTNERS		INSTITUTIONAL PARTNERS					
									
MOBILITY PARTNER		PARTNERS		OFFICIAL SUPPLIERS					
									

FRI 19 JUL 2024
 Start Time

 18:39 **Round 1 Heat 3/6**

Race Analysis

EUROPEAN U18 BEST	1:45.36	BURGIN Max	GBR Bedford (GBR)	23 JUN 2019
CHAMPIONSHIP BEST	1:47.36	BURGIN Max	GBR Olimpiai Sportpark, Győr (HUN)	8 JUL 2018
EUROPEAN U18 LEAD	1:48.71	TOUL Filip	CZE Stadion Mládeže, Zlín (CZE)	26 MAY 2024

Rank	Bib	Name	Ctry Code	Date of Birth	Result	Time Behind
	400m	800m				
1	175	CEBALLOS Aaron	ESP	15 DEC 2007	1:51.74	Q
	56.27 (2)	1:51.74 (1)			55.47	
2	387	MORE Bobby	IRL	25 SEP 2007	1:52.15	0.41 Q PB
	56.52 (4)	1:52.15 (2)			55.63	
3	572	LAKOŠELJAC Benjamin	SLO	1 JAN 2007	1:52.24	0.50 Q
	56.44 (3)	1:52.24 (3)			55.80	
4	172	THØGERSEN William	DEN	6 APR 2008	1:52.67	0.93 PB
	56.67 (5)	1:52.67 (4)			56.00	
5	109	BARRA Lucas	BEL	7 AUG 2007	1:52.75	1.01
	56.22 (1)	1:52.75 (5)			56.53	
6	546	PRATES Martim	POR	4 FEB 2007	1:55.13	3.39
	56.60 (5)	1:55.13 (6)			58.53	
7	554	COZMA George	ROU	16 FEB 2007	1:55.68	3.95
	56.74 (7)	1:55.68 (7)			58.94	

Weather conditions

Temperature: 27°C Humidity: 52% Conditions: Few clouds

Legend:	PB Personal Best	Q Qualified by place
----------------	-------------------------	-----------------------------

SAT 20 JUL 2024
 Start Time

10:35

1500m Men
Final
Results

EUROPEAN U18 BEST	3:39.46	LAROS Niels	NED Stadion Allmend, Luzern (SUI)	30 AUG 2022
CHAMPIONSHIP BEST	3:49.99	LAROS Niels	NED Givat Ram Stadium, Jerusalem (ISR)	6 JUL 2022
EUROPEAN U18 LEAD	3:40.98	TOUL Filip	CZE Stadion Juliska, Praha (CZE)	3 JUN 2024

Rank	Bib	Name	Ctry Code	Date of Birth	Order	Result
1	160	TOUL Filip Czechia	CZE	2 AUG 2007	6	3:54.77
2	587	ČATOVIĆ Aldin Serbia	SRB	6 APR 2007	1	3:55.14
3	236	ABRAHAM Alois France	FRA	25 JUL 2008	11	3:56.55
4	480	REWIJK Rink Netherlands	NED	1 JAN 2007	4	3:57.70
5	268	LENNON Alex Great Britain & Northern Ireland	GBR	28 APR 2008	7	3:58.33
6	412	CAVAZZUTI Luca Italy	ITA	5 MAR 2008	2	3:59.07
7	266	GRIME Evan Great Britain & Northern Ireland	GBR	18 NOV 2008	9	3:59.10
8	256	OUBASSOUR Jasim France	FRA	9 APR 2007	3	3:59.16
9	560	MOLDOVAN Matei Romania	ROU	1 JAN 2008	10	3:59.65
10	400	HENZEL Arbel Israel	ISR	22 JAN 2008	8	4:01.64
11	434	SERAFINI Riccardo Italy	ITA	20 DEC 2007	5	4:02.96
12	494	ØYEN Magnus Norway	NOR	26 APR 2007	12	4:04.00
Intermediate Times:		300m	46.76	412	CAVAZZUTI Luca (ITA)	
		700m	1:57.68	236	ABRAHAM Alois (FRA)	
		1100m	3:01.55	587	ČATOVIĆ Aldin (SRB)	

Weather conditions

Temperature: 23°C

Humidity: 64%

Conditions: Overcast

SAT 20 JUL 2024

Start Time

10:35

1500m Men
Final
Race Analysis

EUROPEAN U18 BEST	3:39.46	LAROS Niels	NED Stadion Allmend, Luzern (SUI)	30 AUG 2022
CHAMPIONSHIP BEST	3:49.99	LAROS Niels	NED Givat Ram Stadium, Jerusalem (ISR)	6 JUL 2022
EUROPEAN U18 LEAD	3:40.98	TOUL Filip	CZE Stadion Juliska, Praha (CZE)	3 JUN 2024

Rank	Bib	Name	Ctry Code	Date of Birth	Result	Time Behind				
							300m	700m	1100m	1500m
1	160	TOUL Filip	CZE	2 AUG 2007	3:54.77					
						47.83 (8)	1:57.82 (3)	3:01.73 (2)	3:54.77 (1)	
							1:09.99	1:03.91	53.04	
2	587	ČATOVIĆ Aldin	SRB	6 APR 2007	3:55.14	0.38				
						47.40 (4)	1:58.14 (8)	3:01.55 (1)	3:55.14 (2)	
							1:10.74	1:03.41	53.59	
3	236	ABRAHAM Alois	FRA	25 JUL 2008	3:56.55	1.78				
						47.19 (3)	1:57.68 (1)	3:02.08 (5)	3:56.55 (3)	
							1:10.49	1:04.40	54.47	
4	480	REWIJK Rink	NED	1 JAN 2007	3:57.70	2.93				
						46.94 (2)	1:57.84 (4)	3:01.89 (4)	3:57.70 (4)	
							1:10.90	1:04.05	55.81	
5	268	LENNON Alex	GBR	28 APR 2008	3:58.33	3.57				
						48.22 (12)	1:58.63 (12)	3:02.14 (6)	3:58.33 (5)	
							1:10.41	1:03.51	56.19	
6	412	CAVAZZUTI Luca	ITA	5 MAR 2008	3:59.07	4.31				
						46.76 (1)	1:57.73 (2)	3:02.35 (8)	3:59.07 (6)	
							1:10.97	1:04.62	56.72	
7	266	GRIME Evan	GBR	18 NOV 2008	3:59.10	4.33				
						47.48 (5)	1:58.44 (11)	3:02.98 (12)	3:59.10 (7)	
							1:10.96	1:04.54	56.12	
8	256	OUBASSOUR Jasim	FRA	9 APR 2007	3:59.16	4.39				
						47.64 (7)	1:58.26 (9)	3:02.38 (9)	3:59.16 (8)	
							1:10.62	1:04.12	56.78	
9	560	MOLDOVAN Matei	ROU	1 JAN 2008	3:59.65	4.89				
						48.07 (11)	1:58.07 (7)	3:02.16 (7)	3:59.65 (9)	
							1:10.00	1:04.09	57.49	
10	400	HENZEL Arbel	ISR	22 JAN 2008	4:01.64	6.87				
						47.59 (6)	1:57.94 (6)	3:02.59 (11)	4:01.64 (10)	
							1:10.35	1:04.65	59.05	
11	434	SERAFINI Riccardo	ITA	20 DEC 2007	4:02.96	8.19				
						47.86 (9)	1:58.31 (10)	3:02.57 (10)	4:02.96 (11)	
							1:10.45	1:04.26	1:00.39	
12	494	ØYEN Magnus	NOR	26 APR 2007	4:04.00	9.23				
						47.93 (10)	1:57.92 (5)	3:01.88 (3)	4:04.00 (12)	
							1:09.99	1:03.96	1:02.12	

SAT 20 JUL 2024
Start Time

10:35

1500m Men

Final

Race Analysis

EUROPEAN U18 BEST	3:39.46	LAROS Niels	NED	Stadion Allmend, Luzern (SUI)	30 AUG 2022
CHAMPIONSHIP BEST	3:49.99	LAROS Niels	NED	Givat Ram Stadium, Jerusalem (ISR)	6 JUL 2022
EUROPEAN U18 LEAD	3:40.98	TOUL Filip	CZE	Stadion Juliska, Praha (CZE)	3 JUN 2024

Weather conditions

Temperature: 23°C

Humidity: 64%

Conditions: Overcast

PREMIUM PARTNER		BROADCAST PARTNERS			INSTITUTIONAL PARTNERS									
														
MOBILITY PARTNER		PARTNERS			OFFICIAL SUPPLIERS									
														

THU 18 JUL 2024

Start Time

18:55

1500m Men
Round 1
Results

EUROPEAN U18 BEST	3:39.46	LAROS Niels	NED	Stadion Allmend, Luzern (SUI)	30 AUG 2022
CHAMPIONSHIP BEST	3:49.99	LAROS Niels	NED	Givat Ram Stadium, Jerusalem (ISR)	6 JUL 2022
EUROPEAN U18 LEAD	3:40.98	TOUL Filip	CZE	Stadion Juliska, Praha (CZE)	3 JUN 2024

HEAT 1 Start Time: 18:55

Rank	Bib	Name	Ctry Code	Date of Birth	Order	Result	
1	160	TOUL Filip Czechia	CZE	2 AUG 2007	6	4:05.18	Q
2	256	OUBASSOUR Jasim France	FRA	9 APR 2007	11	4:05.37	Q
3	560	MOLDOVAN Matei Romania	ROU	1 JAN 2008	4	4:05.57	Q
4	268	LENNON Alex Great Britain & Northern Ireland	GBR	28 APR 2008	5	4:06.19	Q
5	499	SUNDE FØRDE Åsmund Norway	NOR	11 JAN 2007	13	4:06.33	
6	186	FERNANDEZ Iker Spain	ESP	26 JUN 2007	7	4:08.16	
7	604	HUANCA Quispe Eric Switzerland	SUI	1 JAN 2008	8	4:08.89	
8	521	OLEJNIK Mikołaj Poland	POL	9 SEP 2007	9	4:09.14	
9	316	STRAUB Aik Germany	GER	5 JUL 2007	12	4:10.24	
10	389	O'DONNELL Shea Ireland	IRL	2 AUG 2007	3	4:11.07	
11	625	IVANČÍK Dominik Slovak Republic	SVK	9 APR 2008	1	4:11.99	
12	326	BILIANOS Nikolaos Greece	GRE	19 SEP 2007	10	4:15.73	
	641	GRAHN Wilmer Sweden	SWE	13 APR 2007	2	DQ	TR17.1.2(J)
		Intermediate Times:	300m	55.40	604	HUANCA Quispe Eric (SUI)	
			700m	2:07.74	389	O'DONNELL Shea (IRL)	
			1100m	3:06.17	268	LENNON Alex (GBR)	

HEAT 2 Start Time: 19:05

Rank	Bib	Name	Ctry Code	Date of Birth	Order	Result	
1	480	REWIJK Rink Netherlands	NED	1 JAN 2007	11	3:59.84	Q
2	266	GRIME Evan Great Britain & Northern Ireland	GBR	18 NOV 2008	3	3:59.96	Q
3	412	CAVAZZUTI Luca Italy	ITA	5 MAR 2008	7	3:59.98	Q
4	236	ABRAHAM Alois France	FRA	25 JUL 2008	2	4:00.23	Q
5	190	GONZALEZ Alvaro Spain	ESP	6 APR 2007	13	4:00.49	
6	539	GOMES Afonso Portugal	POR	17 MAR 2008	8	4:00.95	
7	111	DRUEZ Ilyes Belgium	BEL	18 MAR 2008	9	4:01.04	
8	331	GONTICAS Konstantinos Greece	GRE	6 OCT 2007	1	4:01.49	
9	612	OSTER Petter Switzerland	SUI	1 JAN 2007	12	4:02.04	
10	171	SMED GRØNKJÆR Sebastian Denmark	DEN	7 JUN 2008	4	4:02.34	

THU 18 JUL 2024

Start Time

18:55

1500m Men
Round 1
Results

EUROPEAN U18 BEST	3:39.46	LAROS Niels	NED	Stadion Allmend, Luzern (SUI)	30 AUG 2022
CHAMPIONSHIP BEST	3:49.99	LAROS Niels	NED	Givat Ram Stadium, Jerusalem (ISR)	6 JUL 2022
EUROPEAN U18 LEAD	3:40.98	TOUL Filip	CZE	Stadion Juliska, Praha (CZE)	3 JUN 2024

HEAT 2 Start Time: 19:05

Rank	Bib	Name	Ctry Code	Date of Birth	Order	Result
11	513	JAROSZ Antoni Poland	POL	14 FEB 2007	5	4:04.10
12	376	VERES Patrik László Hungary	HUN	26 FEB 2008	6	4:04.48
13	663	ODACI Mert Hanifi Türkiye	TUR	16 JUN 2007	10	4:08.06
		Intermediate Times:	300m	47.72	190	GONZALEZ Alvaro (ESP)
			700m	1:58.35	236	ABRAHAM Alois (FRA)
			1100m	3:04.02	539	GOMES Afonso (POR)

HEAT 3 Start Time: 19:15

Rank	Bib	Name	Ctry Code	Date of Birth	Order	Result
1	587	ČATOVIĆ Aldin Serbia	SRB	6 APR 2007	2	3:55.61 Q
2	494	ØYEN Magnus Norway	NOR	26 APR 2007	10	3:57.07 Q
3	434	SERAFINI Riccardo Italy	ITA	20 DEC 2007	11	3:57.48 Q
4	400	HENZEL Arbel Israel	ISR	22 JAN 2008	6	3:57.94 Q
5	483	VAN KEULEN Sam Netherlands	NED		1	3:59.76
6	216	AHLFORS Aleks Finland	FIN	9 APR 2007	8	4:00.16
7	172	THØGERSEN William Denmark	DEN	6 APR 2008	5	4:00.88
8	548	SILVA João Portugal	POR	11 JUL 2007	7	4:01.51
9	386	MCFADDEN Caolan Ireland	IRL	6 MAY 2007	9	4:03.97
10	119	WACHTELAER Tijl Belgium	BEL	20 MAR 2007	4	4:04.50
11	470	DEBATTISTA Michael Malta	MLT	16 FEB 2007	3	4:08.05
		Intermediate Times:	300m	50.46	470	DEBATTISTA Michael (MLT)
			700m	1:57.54	494	ØYEN Magnus (NOR)
			1100m	2:59.26	587	ČATOVIĆ Aldin (SRB)

Qualification: First 4 in each heat (Q) advance to the Final

Weather conditions at the beginning of the 1st heat

Temperature: 27°C

Humidity: 56%

Conditions: Few clouds

Note:
 TR17.1.2(J) - Jostling

Legend:
DQ Disqualified **Q** Qualified by place **TR** Technical Rule

THU 18 JUL 2024
 Start Time

18:55

1500m Men
Round 1
Results Summary

EUROPEAN U18 BEST	3:39.46	LAROS Niels	NED	Stadion Allmend, Luzern (SUI)	30 AUG 2022
CHAMPIONSHIP BEST	3:49.99	LAROS Niels	NED	Givat Ram Stadium, Jerusalem (ISR)	6 JUL 2022
EUROPEAN U18 LEAD	3:40.98	TOUL Filip	CZE	Stadion Juliska, Praha (CZE)	3 JUN 2024

Rank	Bib	Name	Ctry Code	Heat	Order	Position	Time	
1	587	ČATOVIĆ Aldin	SRB	3	2	1	3:55.61	Q
2	494	ØYEN Magnus	NOR	3	10	2	3:57.07	Q
3	434	SERAFINI Riccardo	ITA	3	11	3	3:57.48	Q
4	400	HENZEL Arbel	ISR	3	6	4	3:57.94	Q
5	483	VAN KEULEN Sam	NED	3	1	5	3:59.76	
6	480	REWIJK Rink	NED	2	11	1	3:59.84	Q
7	266	GRIME Evan	GBR	2	3	2	3:59.96	Q
8	412	CAVAZZUTI Luca	ITA	2	7	3	3:59.98	Q
9	216	AHLFORS Aleksí	FIN	3	8	6	4:00.16	
10	236	ABRAHAM Alois	FRA	2	2	4	4:00.23	Q
11	190	GONZALEZ Alvaro	ESP	2	13	5	4:00.49	
12	172	THØGERSEN William	DEN	3	5	7	4:00.88	
13	539	GOMES Afonso	POR	2	8	6	4:00.95	
14	111	DRUEZ Ilyes	BEL	2	9	7	4:01.04	
15	331	GONTICAS Konstantinos	GRE	2	1	8	4:01.49	
16	548	SILVA João	POR	3	7	8	4:01.51	
17	612	OSTER Petter	SUI	2	12	9	4:02.04	
18	171	SMED GRØNKJÆR Sebastian	DEN	2	4	10	4:02.34	
19	386	MCFADDEN Caolan	IRL	3	9	9	4:03.97	
20	513	JAROSZ Antoni	POL	2	5	11	4:04.10	
21	376	VERES Patrik László	HUN	2	6	12	4:04.48	
22	119	WACHTELAER Tijl	BEL	3	4	10	4:04.50	
23	160	TOUL Filip	CZE	1	6	1	4:05.18	Q
24	256	OUBASSOUR Jasim	FRA	1	11	2	4:05.37	Q
25	560	MOLDOVAN Matei	ROU	1	4	3	4:05.57	Q
26	268	LENNON Alex	GBR	1	5	4	4:06.19	Q
27	499	SUNDE FØRDE Åsmund	NOR	1	13	5	4:06.33	
28	470	DEBATTISTA Michael	MLT	3	3	11	4:08.05	
29	663	ODACI Mert Hanifi	TUR	2	10	13	4:08.06	
30	186	FERNANDEZ Iker	ESP	1	7	6	4:08.16	
31	604	HUANCA Quispe Eric	SUI	1	8	7	4:08.89	
32	521	OLEJNIK Mikołaj	POL	1	9	8	4:09.14	
33	316	STRAUB Aik	GER	1	12	9	4:10.24	
34	389	O'DONNELL Shea	IRL	1	3	10	4:11.07	
35	625	IVANČÍK Dominik	SVK	1	1	11	4:11.99	
36	326	BILIANOS Nikolaos	GRE	1	10	12	4:15.73	
	641	GRAHN Wilmer	SWE	1	2		DQ	TR17.1.2(J)

Qualification: First 4 in each heat (Q) advance to the Final

Note:
 TR17.1.2(J) - Jostling

Legend:
DQ Disqualified **Q** Qualified by place **TR** Technical Rule

THU 18 JUL 2024

Start Time

18:55

Round 1 Heat 1/3
Race Analysis

EUROPEAN U18 BEST	3:39.46	LAROS Niels	NED Stadion Allmend, Luzern (SUI)	30 AUG 2022
CHAMPIONSHIP BEST	3:49.99	LAROS Niels	NED Givat Ram Stadium, Jerusalem (ISR)	6 JUL 2022
EUROPEAN U18 LEAD	3:40.98	TOUL Filip	CZE Stadion Juliska, Praha (CZE)	3 JUN 2024

Rank	Bib	Name	Ctry Code	Date of Birth	Result	Time Behind				
							300m	700m	1100m	1500m
1	160	TOUL Filip	CZE	2 AUG 2007	4:05.18	Q				
					57.52 (11)	2:08.12 (5)	3:06.28 (2)	4:05.18 (1)		
						1:10.60	58.16	58.90		
2	256	OUBASSOUR Jasim	FRA	9 APR 2007	4:05.37	0.20	Q			
					56.70 (5)	2:08.77 (10)	3:07.58 (9)	4:05.37 (2)		
						1:12.07	58.81	57.79		
3	560	MOLDOVAN Matei	ROU	1 JAN 2008	4:05.57	0.40	Q			
					57.40 (9)	2:08.64 (9)	3:06.84 (3)	4:05.57 (3)		
						1:11.24	58.20	58.73		
4	268	LENNON Alex	GBR	28 APR 2008	4:06.19	1.01	Q			
					55.52 (2)	2:07.85 (2)	3:06.17 (1)	4:06.19 (4)		
						1:12.33	58.32	1:00.02		
5	499	SUNDE FØRDE Åsmund	NOR	11 JAN 2007	4:06.33	1.16				
					57.14 (8)	2:08.72 (10)	3:07.38 (5)	4:06.33 (5)		
						1:11.58	58.66	58.95		
6	186	FERNANDEZ Iker	ESP	26 JUN 2007	4:08.16	2.98				
					57.62 (10)	2:08.50 (7)	3:07.38 (6)	4:08.16 (6)		
						1:10.88	58.88	1:00.78		
7	604	HUANCA Quispe Eric	SUI	1 JAN 2008	4:08.89	3.72				
					55.40 (1)	2:07.93 (3)	3:06.89 (12)	4:08.89 (7)		
						1:12.53	58.96	1:02.00		
8	521	OLEJNIK Mikołaj	POL	9 SEP 2007	4:09.14	3.97				
					56.77 (11)	2:07.97 (4)	3:07.40 (7)	4:09.14 (8)		
						1:11.20	59.43	1:01.74		
9	316	STRAUB Aik	GER	5 JUL 2007	4:10.24	5.06				
					57.22 (11)	2:08.61 (13)	3:07.49 (12)	4:10.24 (9)		
						1:11.39	58.88	1:02.75		
10	389	O'DONNELL Shea	IRL	2 AUG 2007	4:11.07	5.89				
					55.54 (3)	2:07.74 (1)	3:07.56 (8)	4:11.07 (10)		
						1:12.20	59.82	1:03.51		
11	625	IVANČÍK Dominik	SVK	9 APR 2008	4:11.99	6.81				
					56.80 (6)	2:09.03 (12)	3:09.95 (10)	4:11.99 (11)		
						1:12.23	1:00.92	1:02.04		
12	326	BILIANOS Nikolaos	GRE	19 SEP 2007	4:15.73	10.55				
					57.02 (7)	2:08.39 (6)	3:13.01 (11)	4:15.73 (12)		
						1:11.37	1:04.62	1:02.72		

THU 18 JUL 2024
 Start Time

 19:05 **Round 1 Heat 2/3**
Race Analysis

EUROPEAN U18 BEST	3:39.46	LAROS Niels	NED Stadion Allmend, Luzern (SUI)	30 AUG 2022
CHAMPIONSHIP BEST	3:49.99	LAROS Niels	NED Givat Ram Stadium, Jerusalem (ISR)	6 JUL 2022
EUROPEAN U18 LEAD	3:40.98	TOUL Filip	CZE Stadion Juliska, Praha (CZE)	3 JUN 2024

Rank	Bib	Name	Ctry Code	Date of Birth	Result	Time Behind					
							300m	700m	1100m	1500m	
1	480	REWIJK Rink	NED	1 JAN 2007	3:59.84	Q					
					48.11 (3)	1:58.43 (10)	3:03.82 (10)	3:59.84 (1)	1:10.32	1:05.39	56.02
2	266	GRIME Evan	GBR	18 NOV 2008	3:59.96	0.13	Q				
					49.08 (10)	1:59.31 (5)	3:04.65 (4)	3:59.96 (2)	1:10.23	1:05.34	55.31
3	412	CAVAZZUTI Luca	ITA	5 MAR 2008	3:59.98	0.15	Q				
					48.35 (4)	1:58.82 (2)	3:04.30 (3)	3:59.98 (3)	1:10.47	1:05.48	55.68
4	236	ABRAHAM Alois	FRA	25 JUL 2008	4:00.23	0.40	Q				
					48.67 (8)	1:58.35 (1)	3:04.20 (2)	4:00.23 (4)	1:09.68	1:05.85	56.03
5	190	GONZALEZ Alvaro	ESP	6 APR 2007	4:00.49	0.65					
					47.72 (1)	1:58.32 (11)	3:03.83 (10)	4:00.49 (5)	1:10.60	1:05.51	56.66
6	539	GOMES Afonso	POR	17 MAR 2008	4:00.95	1.12					
					47.99 (2)	1:58.47 (9)	3:04.02 (1)	4:00.95 (6)	1:10.48	1:05.55	56.93
7	111	DRUEZ Ilyes	BEL	18 MAR 2008	4:01.04	1.21					
					48.04 (3)	1:59.03 (4)	3:04.64 (4)	4:01.04 (7)	1:10.99	1:05.61	56.40
8	331	GONTICAS Konstantinos	GRE	6 OCT 2007	4:01.49	1.66					
					49.28 (11)	1:59.35 (6)	3:04.79 (7)	4:01.49 (8)	1:10.07	1:05.44	56.70
9	612	OSTER Petter	SUI	1 JAN 2007	4:02.04	2.21					
					48.30 (5)	3:04.27 (12)	3:04.78 (10)	4:02.04 (9)	2:15.97	0.51	57.26
10	171	SMED GRØNKJÆR Sebastian	DEN	7 JUN 2008	4:02.34	2.51					
					48.95 (9)	1:58.96 (3)	3:04.74 (6)	4:02.34 (10)	1:10.01	1:05.78	57.60
11	513	JAROSZ Antoni	POL	14 FEB 2007	4:04.10	4.27					
					47.59 (13)	1:58.60 (9)	3:04.51 (10)	4:04.10 (11)	1:11.01	1:05.91	59.59
12	376	VERES Patrik László	HUN	26 FEB 2008	4:04.48	4.65					
					49.33 (12)	1:59.46 (8)	3:05.85 (8)	4:04.48 (12)	1:10.13	1:06.39	58.63

THU 18 JUL 2024
Start Time

19:05

Round 1 Heat 2/3

1500m Men

Race Analysis

EUROPEAN U18 BEST	3:39.46	LAROS Niels	NED Stadion Allmend, Luzern (SUI)	30 AUG 2022
CHAMPIONSHIP BEST	3:49.99	LAROS Niels	NED Givat Ram Stadium, Jerusalem (ISR)	6 JUL 2022
EUROPEAN U18 LEAD	3:40.98	TOUL Filip	CZE Stadion Juliska, Praha (CZE)	3 JUN 2024

Rank	Bib	Name	Ctry Code	Date of Birth	Result	Time Behind				
							300m	700m	1100m	1500m
13	663	ODACI Mert Hanifi	TUR	16 JUN 2007	4:08.06	8.23				
	48.64 (7)	1:59.38 (7)	3:06.10 (9)	4:08.06 (13)						
		1:10.74	1:06.72	1:01.96						

Weather conditions

Temperature: 27°C

Humidity: 56%

Conditions: Few clouds

Legend:

Q Qualified by place

SUN 21 JUL 2024

Start Time

11:35

3000m Men
Final
Results

EUROPEAN U18 BEST	7:48.25	LAROS Niels	NED Sports Park Mladost, Zagreb (CRO)	11 SEP 2022
CHAMPIONSHIP BEST	8:09.06	BIBIĆ Elzan	SRB New District Stadium, Tbilisi (GEO)	14 JUL 2016
EUROPEAN U18 LEAD	8:08.27	ØYEN Magnus	NOR Steinkjerhallen, Steinkjer (NOR)	18 FEB 2024

Rank	Bib	Name	Ctry Code	Date of Birth	Order	Result	
1	587	ČATOVIĆ Aldin Serbia	SRB	6 APR 2007	8	8:07.03	CB
2	408	BORROMINI Vittore Simone Italy	ITA	18 AUG 2007	13	8:09.01	PB
3	647	LÖRSTAD Sebastian Sweden	SWE	17 APR 2008	20	8:11.71	NU18B
4	383	HARRIS Noah Ireland	IRL	30 MAY 2007	12	8:18.12	
5	485	BUNCIC Lukas Norway	NOR	27 DEC 2007	18	8:20.95	PB
6	116	RENDERS Willem Belgium	BEL	7 FEB 2007	19	8:22.79	
7	160	TOUL Filip Czechia	CZE	2 AUG 2007	1	8:23.05	
8	240	BESNARD Romain France	FRA	14 MAY 2007	5	8:23.31	PB
9	498	STORM REGBO GULBR. Norway	NOR	24 JUL 2007	10	8:23.42	PB
10	298	KLONOWSKI Benjamin Germany	GER	4 AUG 2007	7	8:26.57	
11	382	GLEESON Cillian Ireland	IRL	15 FEB 2007	16	8:26.72	
12	173	CABANILLES Xavi Spain	ESP	23 NOV 2008	3	8:29.16	SB
13	641	GRAHN Wilmer Sweden	SWE	13 APR 2007	14	8:32.53	
14	414	COPPOLA Marco Italy	ITA	2 APR 2007	2	8:34.05	
15	249	GUERIN Ewen France	FRA	5 SEP 2007	15	8:35.83	
16	216	AHLFORS Aleks Finland	FIN	9 APR 2007	17	8:36.63	
17	299	KLOSE Paul Germany	GER	1 JAN 2007	11	8:37.64	
18	269	MACDONALD Oliver Great Britain & Northern Ireland	GBR	15 JUL 2007	22	8:37.92	
19	660	KANLI Furkan Türkiye	TUR	15 SEP 2007	6	8:44.23	
20	360	KALÁSZ Bertold Hungary	HUN	28 MAR 2007	9	8:44.96	
21	171	SMED GRØNKJÆR Sebastian Denmark	DEN	7 JUN 2008	21	8:51.26	
22	261	CONWAY Liam Great Britain & Northern Ireland	GBR	7 MAR 2007	4	9:21.76	

SUN 21 JUL 2024
Start Time

11:35

3000m Men

Final

Results

EUROPEAN U18 BEST	7:48.25	LAROS Niels	NED Sports Park Mladost, Zagreb (CRO)	11 SEP 2022
CHAMPIONSHIP BEST	8:09.06	BIBIĆ Elzan	SRB New District Stadium, Tbilisi (GEO)	14 JUL 2016
EUROPEAN U18 LEAD	8:08.27	ØYEN Magnus	NOR Steinkjerhallen, Steinkjer (NOR)	18 FEB 2024

Weather conditions

Temperature: 22°C

Humidity: 69%

Conditions: Few clouds

Legend:	CB Championship Best	NU18B National U18 Best	PB Personal Best	SB Season Best
----------------	-----------------------------	--------------------------------	-------------------------	-----------------------

PREMIUM PARTNER		BROADCAST PARTNERS		INSTITUTIONAL PARTNERS					
									
MOBILITY PARTNER		PARTNERS		OFFICIAL SUPPLIERS					
									

SUN 21 JUL 2024

Start Time

11:35

3000m Men

Final

Race Analysis

EUROPEAN U18 BEST	7:48.25	LAROS Niels	NED	Sports Park Mladost, Zagreb (CRO)	11 SEP 2022
CHAMPIONSHIP BEST	8:09.06	BIBIĆ Elzan	SRB	New District Stadium, Tbilisi (GEO)	14 JUL 2016
EUROPEAN U18 LEAD	8:08.27	ØYEN Magnus	NOR	Steinkjerhallen, Steinkjer (NOR)	18 FEB 2024

Rank	Bib	Name	Ctry Code	Date of Birth	Result	Time Behind												
							200m	600m	1000m	1400m	1800m	2200m	2600m	3000m				
1	587	ČATOVIĆ Aldin	SRB	6 APR 2007	8:07.03													CB
						34.76 (21)	1:42.08 (14)	2:47.88 (11)	3:50.85 (7)	4:57.02 (6)	6:05.10 (5)	7:08.39 (2)	8:07.03 (1)					
							1:07.32	1:05.80	1:02.97	1:06.17	1:08.08	1:03.29	58.64					
2	408	BORROMINI Vittore Simone	ITA	18 AUG 2007	8:09.01	1.99												PB
						32.97 (3)	1:40.41 (3)	2:46.54 (6)	3:50.57 (5)	4:56.80 (5)	6:04.39 (2)	7:08.57 (3)	8:09.01 (2)					
							1:07.44	1:06.13	1:04.03	1:06.23	1:07.59	1:04.18	1:00.44					
3	647	LÖRSTAD Sebastian	SWE	17 APR 2008	8:11.71	4.69												NU18B
						31.46 (1)	1:37.46 (1)	2:42.97 (1)	3:48.32 (1)	4:54.48 (1)	6:01.22 (1)	7:07.76 (1)	8:11.71 (3)					
							1:06.00	1:05.51	1:05.35	1:06.16	1:06.74	1:06.54	1:03.95					
4	383	HARRIS Noah	IRL	30 MAY 2007	8:18.12	11.09												
						33.66 (8)	1:40.71 (5)	2:45.68 (3)	3:50.01 (3)	4:56.08 (3)	6:04.86 (3)	7:12.12 (5)	8:18.12 (4)					
							1:07.05	1:04.97	1:04.33	1:06.07	1:08.78	1:07.26	1:06.00					
5	485	BUNCIC Lukas	NOR	27 DEC 2007	8:20.95	13.93												PB
						33.30 (5)	1:38.82 (2)	2:43.86 (2)	3:49.28 (2)	4:56.02 (2)	6:05.27 (6)	7:13.54 (6)	8:20.95 (5)					
							1:05.52	1:05.04	1:05.42	1:06.74	1:09.25	1:08.27	1:07.41					
6	116	RENDERS Willem	BEL	7 FEB 2007	8:22.79	15.76												
						34.29 (16)	1:40.95 (7)	2:46.15 (5)	3:50.77 (6)	4:58.54 (7)	6:08.81 (7)	7:19.29 (7)	8:22.79 (6)					
							1:06.66	1:05.20	1:04.62	1:07.77	1:10.27	1:10.48	1:03.50					
7	160	TOUL Filip	CZE	2 AUG 2007	8:23.05	16.03												
						33.52 (6)	1:40.85 (6)	2:46.01 (4)	3:50.08 (4)	4:56.44 (4)	6:04.88 (4)	7:12.11 (4)	8:23.05 (7)					
							1:07.33	1:05.16	1:04.07	1:06.36	1:08.44	1:07.23	1:10.94					
8	240	BESNARD Romain	FRA	14 MAY 2007	8:23.31	16.29												PB
						34.10 (12)	1:42.70 (21)	2:49.87 (18)	3:55.71 (15)	5:04.56 (12)	6:15.31 (12)	7:21.51 (8)	8:23.31 (8)					
							1:08.60	1:07.17	1:05.84	1:08.85	1:10.75	1:06.20	1:01.80					
9	498	STORM REGBO GULBRANDSEN Philip	NOR	24 JUL 2007	8:23.42	16.39												PB
						34.35 (18)	1:42.41 (18)	2:50.03 (19)	3:56.25 (17)	5:05.11 (13)	6:15.41 (13)	7:22.58 (10)	8:23.42 (9)					
							1:08.06	1:07.62	1:06.22	1:08.86	1:10.30	1:07.17	1:00.84					
10	298	KLONOWSKI Benjamin	GER	4 AUG 2007	8:26.57	19.54												
						34.18 (14)	1:42.31 (17)	2:49.58 (16)	3:56.62 (19)	5:05.45 (15)	6:14.98 (10)	7:23.14 (12)	8:26.57 (10)					
							1:08.13	1:07.27	1:07.04	1:08.83	1:09.53	1:08.16	1:03.43					
11	382	GLEESON Cillian	IRL	15 FEB 2007	8:26.72	19.70												
						34.24 (15)	1:42.08 (14)	2:48.89 (14)	3:54.61 (11)	5:03.18 (9)	6:13.52 (9)	7:22.78 (11)	8:26.72 (11)					
							1:07.84	1:06.81	1:05.72	1:08.57	1:10.34	1:09.26	1:03.94					
12	173	CABANILLES Xavi	ESP	23 NOV 2008	8:29.16	22.13												SB
						33.63 (7)	1:41.17 (8)	2:47.61 (9)	3:54.26 (9)	5:03.84 (10)	6:15.11 (11)	7:23.60 (13)	8:29.16 (12)					
							1:07.54	1:06.44	1:06.65	1:09.58	1:11.27	1:08.49	1:05.56					

SUN 21 JUL 2024

Start Time

11:35

3000m Men

Final

Race Analysis

EUROPEAN U18 BEST	7:48.25	LAROS Niels	NED	Sports Park Mladost, Zagreb (CRO)	11 SEP 2022
CHAMPIONSHIP BEST	8:09.06	BIBIĆ Elzan	SRB	New District Stadium, Tbilisi (GEO)	14 JUL 2016
EUROPEAN U18 LEAD	8:08.27	ØYEN Magnus	NOR	Steinkjerhallen, Steinkjer (NOR)	18 FEB 2024

Rank	Bib	Name	Ctry Code	Date of Birth	Result	Time Behind						
					200m	600m	1000m	1400m	1800m	2200m	2600m	3000m
13	641	GRAHN Wilmer	SWE	13 APR 2007	8:32.53	25.51						
					34.51 (19)	1:42.01 (13)	2:49.76 (17)	3:54.29 (10)	5:01.38 (8)	6:11.58 (8)	7:21.53 (9)	8:32.53 (13)
						1:07.50	1:07.75	1:04.53	1:07.09	1:10.20	1:09.95	1:11.00
14	414	COPPOLA Marco	ITA	2 APR 2007	8:34.05	27.02						
					33.75 (9)	1:41.36 (10)	2:47.62 (10)	3:55.51 (14)	5:06.86 (19)	6:20.51 (19)	7:32.27 (16)	8:34.05 (14)
						1:07.61	1:06.26	1:07.89	1:11.35	1:13.65	1:11.76	1:01.78
15	249	GUERIN Ewen	FRA	5 SEP 2007	8:35.83	28.81						
					33.88 (11)	1:42.57 (19)	2:50.86 (22)	3:58.34 (21)	5:09.88 (20)	6:22.95 (20)	7:32.57 (17)	8:35.83 (15)
						1:08.69	1:08.29	1:07.48	1:11.54	1:13.07	1:09.62	1:03.26
16	216	AHLFORS Aleksii	FIN	9 APR 2007	8:36.63	29.60						
					34.75 (20)	2:50.01 (22)	2:50.73 (21)	3:56.24 (16)	5:05.46 (16)	6:16.16 (14)	7:26.49 (14)	8:36.63 (16)
						2:15.26	0.72	1:05.51	1:09.22	1:10.70	1:10.33	1:10.14
17	299	KLOSE Paul	GER	1 JAN 2007	8:37.64	30.62						
					34.30 (17)	1:42.23 (16)	2:49.36 (15)	3:56.40 (18)	5:05.35 (14)	6:16.49 (15)	8:37.59 (22)	8:37.64 (17)
						1:07.93	1:07.13	1:07.04	1:08.95	1:11.14	2:21.10	0.05
18	269	MACDONALD Oliver	GBR	15 JUL 2007	8:37.92	30.90						
					32.60 (2)	1:40.50 (4)	2:46.72 (7)	3:53.45 (8)	5:03.84 (10)	6:16.66 (16)	7:32.19 (15)	8:37.92 (18)
						1:07.90	1:06.22	1:06.73	1:10.39	1:12.82	1:15.53	1:05.73
19	660	KANLI Furkan	TUR	15 SEP 2007	8:44.23	37.21						
					34.17 (13)	1:41.24 (9)	2:47.22 (8)	3:55.15 (12)	5:05.93 (17)	6:20.23 (18)	7:33.24 (18)	8:44.23 (19)
						1:07.07	1:05.98	1:07.93	1:10.78	1:14.30	1:13.01	1:10.99
20	360	KALÁSZ Bertold	HUN	28 MAR 2007	8:44.96	37.93						
					33.85 (10)	1:41.73 (12)	2:48.24 (12)	3:55.49 (13)	5:06.00 (18)	6:19.37 (17)	7:33.67 (19)	8:44.96 (20)
						1:07.88	1:06.51	1:07.25	1:10.51	1:13.37	1:14.30	1:11.29
21	171	SMED GRØNKJÆR Sebastian	DEN	7 JUN 2008	8:51.26	44.23						
					34.96 (22)	1:42.59 (20)	2:50.61 (20)	3:58.64 (22)	5:10.30 (21)	6:24.10 (21)	7:39.05 (20)	8:51.26 (21)
						1:07.63	1:08.02	1:08.03	1:11.66	1:13.80	1:14.95	1:12.21
22	261	CONWAY Liam	GBR	7 MAR 2007	9:21.76	1:14.74						
					33.23 (4)	1:41.49 (11)	2:48.61 (13)	3:57.16 (20)	5:11.14 (22)	6:32.62 (22)	7:56.73 (21)	9:21.76 (22)
						1:08.26	1:07.12	1:08.55	1:13.98	1:21.48	1:24.11	1:25.03

Weather conditions

Temperature: 22°C

Humidity: 69%

Conditions: Few clouds

Legend:	Championship Best	NU18B	National U18 Best	PB	Personal Best	SB	Season Best
----------------	-------------------	--------------	-------------------	-----------	---------------	-----------	-------------

SUN 21 JUL 2024

Start Time

17:33

Final
2000m Steeplechase (84cm) Men
Results

EUROPEAN U18 BEST	5:31.54	MATYUSHENKO Nikolay	URS	Rudolf Tonn Stadion, Schwechat (AUT)	27 AUG 1983
CHAMPIONSHIP BEST	5:38.55	DEL BARRIO Sergio	ESP	Givat Ram Stadium, Jerusalem (ISR)	7 JUL 2022
EUROPEAN U18 LEAD	5:40.00	DOMINGO Alejandro	ESP	Pontevedra (ESP)	22 JUN 2024

Rank	Bib	Name	Ctry Code	Date of Birth	Order	Result	
1	182	EL ASRI Bakr Spain	ESP	28 JAN 2007	3	5:46.79	
2	150	ČERVINKA Adam Czechia	CZE	1 JAN 2007	10	5:47.71	PB
3	306	RÖDEL Jakob Germany	GER	25 JUL 2007	9	5:47.77	PB
4	662	KUNDAKÇI Musab Türkiye	TUR	7 JAN 2007	8	5:50.28	
5	206	TORREGROSSA Marti Spain	ESP	20 JUL 2007	12	5:50.63	
6	272	MILLARD Dillon Great Britain & Northern Ireland	GBR	25 FEB 2007	7	5:57.87	
7	404	AMBROSIO Riccardo Italy	ITA	30 SEP 2007	1	5:59.15	
8	509	GAJDUS Michal Poland	POL	10 JAN 2008	13	5:59.26	
9	497	SØRSTAD Haakon Kamlesh Heltzer Norway	NOR	1 MAR 2008	11	6:00.13	
10	153	KAČUR Dan Czechia	CZE	1 JAN 2007	14	6:00.40	
11	506	FILIPEK Jakub Poland	POL	24 JAN 2008	6	6:00.62	
12	253	LIGIER Timeo France	FRA	13 APR 2007	4	6:02.16	
13	663	ODACI Mert Hanifi Türkiye	TUR	16 JUN 2007	2	6:03.37	
14	413	COPPOLA Luca Italy	ITA	2 APR 2007	5	6:05.55	

Weather conditions

Temperature: 29°C

Humidity: 51%

Conditions: Clear sky

Legend:
PB Personal Best

FRI 19 JUL 2024
 Start Time

9:00

Round 1
2000m Steeplechase (84cm) Men
Results

EUROPEAN U18 BEST	5:31.54	MATYUSHENKO Nikolay	URS	Rudolf Tonn Stadion, Schwechat (AUT)	27 AUG 1983
CHAMPIONSHIP BEST	5:38.55	DEL BARRIO Sergio	ESP	Givat Ram Stadium, Jerusalem (ISR)	7 JUL 2022
EUROPEAN U18 LEAD	5:40.00	DOMINGO Alejandro	ESP	Pontevedra (ESP)	22 JUN 2024

HEAT 1 Start Time: 9:00

Rank	Bib	Name	Ctry Code	Date of Birth	Order	Result	
1	150	ČERVINKA Adam Czechia	CZE	1 JAN 2007	15	5:53.00	Q
2	662	KUNDAKÇI Musab Türkiye	TUR	7 JAN 2007	2	5:53.86	Q
3	506	FILIPEK Jakub Poland	POL	24 JAN 2008	14	5:54.31	Q PB
4	206	TORREGROSSA Marti Spain	ESP	20 JUL 2007	7	5:54.65	Q
5	404	AMBROSIO Riccardo Italy	ITA	30 SEP 2007	8	5:54.90	Q
6	272	MILLARD Dillon Great Britain & Northern Ireland	GBR	25 FEB 2007	4	5:55.37	Q
7	253	LIGIER Timeo France	FRA	13 APR 2007	10	5:56.02	Q
8	368	PETRÓ Ádám Hungary	HUN	27 JUL 2007	12	5:58.17	
9	489	HAGEN Ulrik Jávoll Norway	NOR	1 JAN 2008	5	5:58.79	
10	616	THÉOTIME Popea Switzerland	SUI	1 JAN 2008	11	6:04.80	
11	573	MIHALIČ Lenart Slovenia	SLO	1 JAN 2008	3	6:08.09	
12	349	VARDAS Emmanouil Greece	GRE	26 NOV 2007	13	6:08.21	
13	394	URSACHI Matei Ireland	IRL	19 APR 2007	6	6:10.97	
14	292	GUTOWSKI Moritz Germany	GER	29 AUG 2007	1	6:13.06	
15	542	OLIVEIRA Afonso Portugal	POR	4 OCT 2007	18	6:13.79	
16	445	REINFELDS Emīls Matīass Latvia	LAT	6 MAR 2007	17	6:13.85	
17	462	PECHON Damien Luxembourg	LUX	1 JAN 2008	16	6:13.89	
18	474	ENGELS Ivar Netherlands	NED		9	6:17.68	

HEAT 2 Start Time: 9:13

Rank	Bib	Name	Ctry Code	Date of Birth	Order	Result	
1	497	SØRSTAD Haakon Kamlesh Heltzer Norway	NOR	1 MAR 2008	17	5:54.97	Q PB
2	306	RÖDEL Jakob Germany	GER	25 JUL 2007	7	5:56.72	Q
3	509	GAJDUS Michał Poland	POL	10 JAN 2008	11	5:57.13	Q PB
4	182	EL ASRI Bakr Spain	ESP	28 JAN 2007	3	5:57.15	Q
5	153	KAČUR Dan Czechia	CZE	1 JAN 2007	15	5:57.25	Q
6	663	ODACI Mert Hanifi Türkiye	TUR	16 JUN 2007	6	5:57.54	Q
7	413	COPPOLA Luca Italy	ITA	2 APR 2007	13	5:57.58	Q

FRI 19 JUL 2024
 Start Time

9:00

Round 1
2000m Steeplechase (84cm) Men
Results

EUROPEAN U18 BEST	5:31.54	MATYUSHENKO Nikolay	URS	Rudolf Tonn Stadion, Schwechat (AUT)	27 AUG 1983
CHAMPIONSHIP BEST	5:38.55	DEL BARRIO Sergio	ESP	Givat Ram Stadium, Jerusalem (ISR)	7 JUL 2022
EUROPEAN U18 LEAD	5:40.00	DOMINGO Alejandro	ESP	Pontevedra (ESP)	22 JUN 2024

HEAT 2 Start Time: 9:13

Rank	Bib	Name	Ctry Code	Date of Birth	Order	Result
8	113	JANSSENS Arthur Belgium	BEL	15 APR 2007	14	5:57.75
9	567	DJAIP BARTOLJ Tjaž Slovenia	SLO	15 OCT 2007	16	6:00.58
10	275	THOMAS Iwan Great Britain & Northern Ireland	GBR	13 APR 2007	10	6:01.57
11	677	LYSENKO Denys Ukraine	UKR	4 JAN 2007	5	6:02.25
12	375	VÉGH Zsombor Hungary	HUN	22 JAN 2007	4	6:04.01
13	439	DZOSENS Ralfs Latvia	LAT	3 SEP 2007	12	6:04.14
14	611	OESCHGER Lars Switzerland	SUI	1 JAN 2007	8	6:05.19
15	543	OLIVEIRA Leonardo Portugal	POR	4 MAY 2007	2	6:07.52
16	401	LESTER Yeshaya Israel	ISR	13 JUN 2007	9	6:07.78
17	341	PIPINIS Angelos-Sarantis Greece	GRE	3 APR 2007	1	6:25.06

Qualification: First 7 in each heat (Q) advance to the Final

Legend:	PB Personal Best	Q Qualified by place
----------------	-------------------------	-----------------------------

Results Summary

EUROPEAN U18 BEST	5:31.54	MATYUSHENKO Nikolay	URS	Rudolf Tonn Stadion, Schwechat (AUT)	27 AUG 1983
CHAMPIONSHIP BEST	5:38.55	DEL BARRIO Sergio	ESP	Givat Ram Stadium, Jerusalem (ISR)	7 JUL 2022
EUROPEAN U18 LEAD	5:40.00	DOMINGO Alejandro	ESP	Pontevedra (ESP)	22 JUN 2024

Rank	Bib	Name	Ctry Code	Heat	Order	Position	Time	
1	150	ČERVINKA Adam	CZE	1	15	1	5:53.00	Q
2	662	KUNDAKÇI Musab	TUR	1	2	2	5:53.86	Q
3	506	FILİPEK Jakub	POL	1	14	3	5:54.31	Q PB
4	206	TORREGROSSA Marti	ESP	1	7	4	5:54.65	Q
5	404	AMBROSIO Riccardo	ITA	1	8	5	5:54.90	Q
6	497	SØRSTAD Haakon Kamlesh Heltzer	NOR	2	17	1	5:54.97	Q PB
7	272	MILLARD Dillon	GBR	1	4	6	5:55.37	Q
8	253	LIGIER Timeo	FRA	1	10	7	5:56.02	Q
9	306	RÖDEL Jakob	GER	2	7	2	5:56.72	Q
10	509	GAJDUS Michał	POL	2	11	3	5:57.13	Q PB
11	182	EL ASRI Bakr	ESP	2	3	4	5:57.15	Q
12	153	KAČUR Dan	CZE	2	15	5	5:57.25	Q
13	663	ODACI Mert Hanifi	TUR	2	6	6	5:57.54	Q
14	413	COPPOLA Luca	ITA	2	13	7	5:57.58	Q
15	113	JANSENS Arthur	BEL	2	14	8	5:57.75	
16	368	PETRÓ Ádám	HUN	1	12	8	5:58.17	
17	489	HAGEN Ulrik Jävoll	NOR	1	5	9	5:58.79	
18	567	DJAIP BARTOLJ Tjaž	SLO	2	16	9	6:00.58	
19	275	THOMAS Iwan	GBR	2	10	10	6:01.57	
20	677	LYSENKO Denys	UKR	2	5	11	6:02.25	
21	375	VÉGH Zsombor	HUN	2	4	12	6:04.01	
22	439	DZOSENS Ralfs	LAT	2	12	13	6:04.14	
23	616	THÉOTIME Popea	SUI	1	11	10	6:04.80	
24	611	OESCHGER Lars	SUI	2	8	14	6:05.19	
25	543	OLIVEIRA Leonardo	POR	2	2	15	6:07.52	
26	401	LESTER Yeshaya	ISR	2	9	16	6:07.78	
27	573	MIHALIČ Lenart	SLO	1	3	11	6:08.09	
28	349	VARDAS Emmanouil	GRE	1	13	12	6:08.21	
29	394	URSACHI Matei	IRL	1	6	13	6:10.97	
30	292	GUTOWSKI Moritz	GER	1	1	14	6:13.06	
31	542	OLIVEIRA Afonso	POR	1	18	15	6:13.79	
32	445	REINFELDS Emīls Matiass	LAT	1	17	16	6:13.85	
33	462	PECHON Damien	LUX	1	16	17	6:13.89	
34	474	ENGELS Ivar	NED	1	9	18	6:17.68	
35	341	PIPINIS Angelos-Sarantis	GRE	2	1	17	6:25.06	

Qualification: First 7 in each heat (Q) advance to the Final

Legend:			
PB	Personal Best	Q	Qualified by place

Results

EUROPEAN U18 BEST	13.12	BELOCIAN Wilhem	FRA	Lens (FRA)	21 JUL 2012
CHAMPIONSHIP BEST	13.19	BENNETT Sam	GBR	Olimpiai Sportpark, Győr (HUN)	7 JUL 2018
EUROPEAN U18 LEAD	13.32	DOMERGUE Lucas	FRA	Banská Bystrica (SVK)	18 JUL 2024

Wind: +1.1 m/s

Rank	Bib	Name	Ctry Code	Date of Birth	Lane	Reaction Time	Result	
1	417	ESCALONA Kyan Daniel Duffy Italy	ITA	25 OCT 2007	4	0.206	13.22	EU18L
2	246	DOMERGUE Lucas France	FRA	13 AUG 2008	7	0.194	13.34	
3	126	KASABOV Hristiyan Bulgaria	BUL	22 NOV 2007	5	0.176	13.47 (.468)	
4	279	WRIGHT Toby Great Britain & Northern Ireland	GBR	12 JAN 2007	2	0.224	13.47 (.469)	PB
5	205	STEFANOV Mario Spain	ESP	24 APR 2007	3	0.189	13.49	
6	199	PEREZ Anthony Yunier Spain	ESP	29 JUN 2008	6	0.137	13.51	
7	666	UYGUN Koray Türkiye	TUR	3 JAN 2008	8	0.150	13.61	
8	242	BRULBAULT Mahmood France	FRA	18 FEB 2007	1	0.214	13.68	

Weather conditions

Temperature: 26°C

Humidity: 57%

Conditions: Few clouds

Legend:
EU18L European U18 Lead **PB** Personal Best

FRI 19 JUL 2024
 Start Time

16:55

Semi-Finals
Results

EUROPEAN U18 BEST	13.12	BELOCIAN Wilhem	FRA	Lens (FRA)	21 JUL 2012
CHAMPIONSHIP BEST	13.19	BENNETT Sam	GBR	Olimpiai Sportpark, Győr (HUN)	7 JUL 2018
EUROPEAN U18 LEAD	13.32	DOMERGUE Lucas	FRA	Banská Bystrica (SVK)	18 JUL 2024

SEMI-FINAL 1

Start Time: 16:55

Wind: -1.5 m/s

Rank	Bib	Name	Ctry Code	Date of Birth	Lane	Reaction Time	Result	
1	205	STEFANOV Mario Spain	ESP	24 APR 2007	4	0.182	13.49	Q
2	246	DOMERGUE Lucas France	FRA	13 AUG 2008	3	0.177	13.53	Q
3	666	UYGUN Koray Türkiye	TUR	3 JAN 2008	6	0.137	13.74	q
4	493	OMMUNDSEN JOHNSEN Anthony Norway	NOR	4 FEB 2007	1	0.120	13.77	
5	159	ŠULC Adam Czechia	CZE	1 JAN 2007	7	0.168	13.78	
6	628	KRCHŇAVÝ Miroslav Slovak Republic	SVK	8 SEP 2008	2	0.180	13.87	
7	613	RYMANN Sven Switzerland	SUI	1 JAN 2007	5	0.156	14.13	
8	669	BILOKON Adam Ukraine	UKR	11 SEP 2008	8	0.186	14.40	

SEMI-FINAL 2

Start Time: 17:01

Wind: -1.4 m/s

Rank	Bib	Name	Ctry Code	Date of Birth	Lane	Reaction Time	Result	
1	126	KASABOV Hristiyan Bulgaria	BUL	22 NOV 2007	3	0.167	13.57	Q
2	279	WRIGHT Toby Great Britain & Northern Ireland	GBR	12 JAN 2007	4	0.190	13.70	Q
3	294	HILDEBRAND Marc Leonard Germany	GER	18 APR 2008	6	0.196	13.77	
4	420	GHEDINA Alberico Italy	ITA	12 APR 2007	7	0.149	13.94	
5	512	HAEHNE Damian Poland	POL	17 JUN 2007	8	0.171	13.96	PB
6	648	NORSELL Jacob Sweden	SWE	5 MAY 2007	1	0.153	14.12	
7	597	BREUER Nils Switzerland	SUI	1 JAN 2007	2	0.152	14.17	
	209	KONSO Tristan Estonia	EST	4 DEC 2007	5	-0.188	F1 DQ	TR16.8

SEMI-FINAL 3

Start Time: 17:07

Wind: -1.0 m/s

Rank	Bib	Name	Ctry Code	Date of Birth	Lane	Reaction Time	Result	
1	417	ESCALONA Kyan Daniel Duffy Italy	ITA	25 OCT 2007	3	0.154	13.45	Q
2	199	PEREZ Anthony Yunier Spain	ESP	29 JUN 2008	6	0.158	13.48	Q
3	242	BRULBAULT Mahmood France	FRA	18 FEB 2007	5	0.195	13.63	q
4	286	DÖRING Arne Germany	GER	1 JAN 2007	1	0.162	13.92	
5	479	PUTTER Jim Netherlands	NED	1 JAN 2007	2	0.173	14.09	
6	154	KOPTÍK Lukáš Czechia	CZE	1 JAN 2007	4	0.164	14.10	
7	588	ĐURIĆ Vukašin Serbia	SRB	23 SEP 2007	8	0.188	14.11	

Results

EUROPEAN U18 BEST	13.12	BELOCIAN Wilhem	FRA	Lens (FRA)	21 JUL 2012
CHAMPIONSHIP BEST	13.19	BENNETT Sam	GBR	Olimpiai Sportpark, Győr (HUN)	7 JUL 2018
EUROPEAN U18 LEAD	13.32	DOMERGUE Lucas	FRA	Banská Bystrica (SVK)	18 JUL 2024

SEMI-FINAL 3

Start Time: 17:07

Wind: -1.0 m/s

Rank	Bib	Name	Ctry Code	Date of Birth	Lane	Reaction Time	Result
8	377	ZEMEN Zalán Hungary	HUN	5 NOV 2007	7	0.170	14.17

Qualification: First 2 in each heat (Q) and the next 2 fastest (q) advance to the Final

Weather conditions at the beginning of the 1st heat

Temperature: 28°C Humidity: 48% Conditions: Few clouds

Note:
 TR16.8 - False start

Legend:
DQ Disqualified **Fn** False start **PB** Personal Best **Q** Qualified by place
q Qualified by time **TR** Technical Rule

Results Summary

EUROPEAN U18 BEST	13.12	BELOCIAN Wilhem	FRA	Lens (FRA)	21 JUL 2012
CHAMPIONSHIP BEST	13.19	BENNETT Sam	GBR	Olimpiai Sportpark, Győr (HUN)	7 JUL 2018
EUROPEAN U18 LEAD	13.32	DOMERGUE Lucas	FRA	Banská Bystrica (SVK)	18 JUL 2024

Rank	Bib	Name	Ctry Code	Heat	Lane	Position	Wind	Time	
1	417	ESCALONA Kyan Daniel Duffy	ITA	3	3	1	-1.0	13.45	Q
2	199	PEREZ Anthony Yunier	ESP	3	6	2	-1.0	13.48	Q
3	205	STEFANOV Mario	ESP	1	4	1	-1.5	13.49	Q
4	246	DOMERGUE Lucas	FRA	1	3	2	-1.5	13.53	Q
5	126	KASABOV Hristiyan	BUL	2	3	1	-1.4	13.57	Q
6	242	BRULBAULT Mahmood	FRA	3	5	3	-1.0	13.63	q
7	279	WRIGHT Toby	GBR	2	4	2	-1.4	13.70	Q
8	666	UYGUN Koray	TUR	1	6	3	-1.5	13.74	q
9	294	HILDEBRAND Marc Leonard	GER	2	6	3	-1.4	13.77 (.761)	
10	493	OMMUNDSEN JOHNSEN Anthony	NOR	1	1	4	-1.5	13.77 (.770)	
11	159	ŠULC Adam	CZE	1	7	5	-1.5	13.78	
12	628	KRCHŇAVÝ Miroslav	SVK	1	2	6	-1.5	13.87	
13	286	DÖRING Arne	GER	3	1	4	-1.0	13.92	
14	420	GHEDEA Alberico	ITA	2	7	4	-1.4	13.94	
15	512	HAEHNE Damian	POL	2	8	5	-1.4	13.96	PB
16	479	PUTTER Jim	NED	3	2	5	-1.0	14.09	
17	154	KOPTÍK Lukáš	CZE	3	4	6	-1.0	14.10	
18	588	ĐURIĆ Vukašin	SRB	3	8	7	-1.0	14.11	
19	648	NORSELL Jacob	SWE	2	1	6	-1.4	14.12	
20	613	RYMANN Sven	SUI	1	5	7	-1.5	14.13	
21	597	BREUER Nils	SUI	2	2	7	-1.4	14.17 (.167)	
22	377	ZEMEN Zalán	HUN	3	7	8	-1.0	14.17 (.170)	
23	669	BILOKON Adam	UKR	1	8	8	-1.5	14.40	
	209	KONSO Tristan	EST	2	5		F1	DQ	TR16.8

Qualification: First 2 in each heat (Q) and the next 2 fastest (q) advance to the Final

Note:
TR16.8 - False start

Legend:
DQ Disqualified
q Qualified by time
Fn False Start
TR Technical Rule
PB Personal Best
Q Qualified by place

THU 18 JUL 2024
 Start Time

17:05

Round 1
Results

EUROPEAN U18 BEST	13.12	BELOCIAN Wilhem	FRA	Lens (FRA)	21 JUL 2012
CHAMPIONSHIP BEST	13.19	BENNETT Sam	GBR	Olimpiai Sportpark, Győr (HUN)	7 JUL 2018
EUROPEAN U18 LEAD	13.38	PEREZ Anthony Yunier	ESP	Estadio Ciudad de Málaga, Málaga (ESP)	7 JUL 2024

HEAT 1 Start Time: 17:05

Wind: +0.8 m/s

Rank	Bib	Name	Ctry Code	Date of Birth	Lane	Reaction Time	Result	
1	205	STEFANOV Mario Spain	ESP	24 APR 2007	7	0.197	13.58	Q
2	294	HILDEBRAND Marc Leonard Germany	GER	18 APR 2008	2	0.157	13.68	Q =PB
3	597	BREUER Nils Switzerland	SUI	1 JAN 2007	6	0.184	13.98	Q
4	588	ĐURIĆ Vukašin Serbia	SRB	23 SEP 2007	5	0.196	13.99	q NU18B
5	569	GIRANDON Matjaž Slovenia	SLO	1 JAN 2008	8	0.215	14.14	
6	235	TARVONEN Touko Finland	FIN	12 DEC 2007	4	0.176	14.31	PB
7	103	BRIEL Raphael Austria	AUT	1 JAN 2007	3	0.175	14.67	

HEAT 2 Start Time: 17:12

Wind: +1.9 m/s

Rank	Bib	Name	Ctry Code	Date of Birth	Lane	Reaction Time	Result	
1	209	KONSO Tristan Estonia	EST	4 DEC 2007	8	0.154	13.34	Q EU18L
2	279	WRIGHT Toby Great Britain & Northern Ireland	GBR		4	0.189	13.66	Q
3	377	ZEMEN Zalán Hungary	HUN	5 NOV 2007	1	0.174	13.83	Q PB
4	112	FRANZINI Rafael Belgium	BEL	17 JUL 2008	6	0.184	14.04	
5	460	HELMINGER Shaheen Luxembourg	LUX	1 JAN 2007	2	0.181	14.42	
6	634	VOLEK Teodor Slovak Republic	SVK	27 JUN 2008	5	0.158	14.43	
7	549	BANICIOIU Jessus Armando Romania	ROU	1 JAN 2008	3	0.202	14.45 (.443)	
8	681	OSADCHUK Rinat Ukraine	UKR	14 DEC 2007	7	0.175	14.45 (.445)	

HEAT 3 Start Time: 17:19

Wind: +0.8 m/s

Rank	Bib	Name	Ctry Code	Date of Birth	Lane	Reaction Time	Result	
1	417	ESCALONA Kyan Daniel Duffy Italy	ITA	25 OCT 2007	1	0.174	13.34	Q =EU18L
2	154	KOPTÍK Lukáš Czechia	CZE	1 JAN 2007	3	0.184	13.69	Q PB
3	628	KRCHŇAVÝ Miroslav Slovak Republic	SVK	8 SEP 2008	2	0.182	13.75	Q PB
4	286	DÖRING Arne Germany	GER	1 JAN 2007	5	0.164	13.82	q
5	345	TASKOUDIS Ioannis Greece	GRE	30 JUN 2008	7	0.156	14.08	PB
6	397	AQWA Liam Israel	ISR	11 JUL 2008	6	0.235	14.26	
7	449	STRELKOVŠ Eduards Latvia	LAT	21 FEB 2007	4	0.162	14.31	PB
8	461	JOLY Till Luxembourg	LUX	1 JAN 2008	8	0.150	14.47	

THU 18 JUL 2024
 Start Time

17:05

Round 1
Results

EUROPEAN U18 BEST	13.12 BELOCIAN Wilhem	FRA	Lens (FRA)	21 JUL 2012
CHAMPIONSHIP BEST	13.19 BENNETT Sam	GBR	Olimpiai Sportpark, Győr (HUN)	7 JUL 2018
EUROPEAN U18 LEAD	13.38 PEREZ Anthony Yunier	ESP	Estadio Ciudad de Málaga, Málaga (ESP)	7 JUL 2024

HEAT 4 Start Time: 17:26

Wind: +1.3 m/s

Rank	Bib	Name	Ctry Code	Date of Birth	Lane	Reaction Time	Result	
1	246	DOMERGUE Lucas France	FRA	13 AUG 2008	8	0.178	13.32	Q EU18L
2	613	RYMANN Sven Switzerland	SUI	1 JAN 2007	4	0.166	13.90	Q
3	420	GHEDINA Alberico Italy	ITA	12 APR 2007	5	0.153	13.93	Q
4	648	NORSELL Jacob Sweden	SWE	5 MAY 2007	2	0.181	13.97	q PB
5	363	KIS Roland Hungary	HUN	6 FEB 2008	3	0.193	14.22	PB
6	224	LEPPÄNEN Nuutti Finland	FIN	12 DEC 2008	6	0.180	14.23	
7	491	LE FJELD Markus Norway	NOR	4 APR 2007	7	0.193	14.27	PB

HEAT 5 Start Time: 17:33

Wind: +1.2 m/s

Rank	Bib	Name	Ctry Code	Date of Birth	Lane	Reaction Time	Result	
1	126	KASABOV Hristiyan Bulgaria	BUL	22 NOV 2007	6	0.178	13.40	Q NU18B
2	242	BRULBAULT Mahmood France	FRA	18 FEB 2007	4	0.174	13.59	Q
3	479	PUTTER Jim Netherlands	NED	1 JAN 2007	8	0.154	13.69	Q PB
4	669	BILOKON Adam Ukraine	UKR	11 SEP 2008	3	0.193	14.03	q PB
5	210	PALMSAAR Kaspar Estonia	EST	7 AUG 2007	7	0.178	14.15	
6	396	ABIE Netzanet Israel	ISR	1 JAN 2007	2	0.137	14.30	
7	580	SAJOVIC Rok Slovenia	SLO	1 JAN 2008	1	0.183	14.34	PB
8	148	ZINONOS Charalampos Cyprus	CYP	1 JAN 2007	5	0.143	14.56	

HEAT 6 Start Time: 17:40

Wind: +0.7 m/s

Rank	Bib	Name	Ctry Code	Date of Birth	Lane	Reaction Time	Result	
1	199	PEREZ Anthony Yunier Spain	ESP	29 JUN 2008	8	0.201	13.40	Q
2	666	UYGUN Koray Türkiye	TUR	3 JAN 2008	6	0.156	13.45	Q NU18B
3	159	ŠULC Adam Czechia	CZE	1 JAN 2007	3	0.203	13.66	Q PB
4	493	OMMUNDSEN JOHNSEN Anthony Norway	NOR	4 FEB 2007	2	0.140	13.71	q PB
5	512	HAEHNE Damian Poland	POL	17 JUN 2007	7	0.185	13.99	q PB
6	131	ZDRAVKOV Zdravko Bulgaria	BUL	9 AUG 2007	5	0.136	14.16	PB
7	145	PAPANIKOLAOU Nikolas Cyprus	CYP	1 JAN 2007	4	0.145	14.32	PB

Results

EUROPEAN U18 BEST	13.12 BELOCIAN Wilhem	FRA	Lens (FRA)	21 JUL 2012
CHAMPIONSHIP BEST	13.19 BENNETT Sam	GBR	Olimpiai Sportpark, Győr (HUN)	7 JUL 2018
EUROPEAN U18 LEAD	13.38 PEREZ Anthony Yunier	ESP	Estadio Ciudad de Málaga, Málaga (ESP)	7 JUL 2024

Qualification: First 3 in each heat (Q) and the next 6 fastest (q) advance to the Semi-Finals

Weather conditions at the beginning of the 1st heat

Temperature: 29°C Humidity: 52% Conditions: Few clouds

Legend:	=EU18L Equal European U18 Lead	=PB Equal Personal Best	EU18L European U18 Lead	NU18B National U18 Best
PB Personal Best	Q Qualified by place	q Qualified by time		

Results Summary

EUROPEAN U18 BEST	13.12 BELOCIAN Wilhem	FRA	Lens (FRA)	21 JUL 2012
CHAMPIONSHIP BEST	13.19 BENNETT Sam	GBR	Olimpiai Sportpark, Győr (HUN)	7 JUL 2018
EUROPEAN U18 LEAD	13.38 PEREZ Anthony Yunier	ESP	Estadio Ciudad de Málaga, Málaga (ESP)	7 JUL 2024

Rank	Bib	Name	Ctry Code	Heat	Lane	Position	Wind	Time		
1	246	DOMERGUE Lucas	FRA	4	8	1	+1.3	13.32	Q	EU18L
2	417	ESCALONA Kyan Daniel Duffy	ITA	3	1	1	+0.8	13.34 (.332)	Q	=EU18L
3	209	KONSO Tristan	EST	2	8	1	+1.9	13.34 (.339)	Q	EU18L
4	126	KASABOV Hristiyan	BUL	5	6	1	+1.2	13.40 (.394)	Q	NU18B
5	199	PEREZ Anthony Yunier	ESP	6	8	1	+0.7	13.40 (.396)	Q	
6	666	UYGUN Koray	TUR	6	6	2	+0.7	13.45	Q	NU18B
7	205	STEFANOV Mario	ESP	1	7	1	+0.8	13.58	Q	
8	242	BRULBAULT Mahmood	FRA	5	4	2	+1.2	13.59	Q	
9	159	ŠULC Adam	CZE	6	3	3	+0.7	13.66 (.654)	Q	PB
10	279	WRIGHT Toby	GBR	2	4	2	+1.9	13.66 (.655)	Q	
11	294	HILDEBRAND Marc Leonard	GER	1	2	2	+0.8	13.68	Q	=PB
12	154	KOPTÍK Lukáš	CZE	3	3	2	+0.8	13.69 (.681)	Q	PB
13	479	PUTTER Jim	NED	5	8	3	+1.2	13.69 (.688)	Q	PB
14	493	OMMUNDSEN JOHNSEN Anthony	NOR	6	2	4	+0.7	13.71	q	PB
15	628	KRCHŇAVÝ Miroslav	SVK	3	2	3	+0.8	13.75	Q	PB
16	286	DÖRING Arne	GER	3	5	4	+0.8	13.82	q	
17	377	ZEMEN Zalán	HUN	2	1	3	+1.9	13.83	Q	PB
18	613	RYMANN Sven	SUI	4	4	2	+1.3	13.90	Q	
19	420	GHEDINA Alberico	ITA	4	5	3	+1.3	13.93	Q	
20	648	NORSELL Jacob	SWE	4	2	4	+1.3	13.97	q	PB
21	597	BREUER Nils	SUI	1	6	3	+0.8	13.98	Q	
22	512	HAEHNE Damian	POL	6	7	5	+0.7	13.99 (.983)	q	PB
23	588	ĐURIĆ Vukašin	SRB	1	5	4	+0.8	13.99 (.989)	q	NU18B
24	669	BILOKON Adam	UKR	5	3	4	+1.2	14.03	q	PB
25	112	FRANZINI Rafael	BEL	2	6	4	+1.9	14.04		
26	345	TASKOUDIS Ioannis	GRE	3	7	5	+0.8	14.08		PB
27	569	GIRANDON Matjaž	SLO	1	8	5	+0.8	14.14		
28	210	PALMSAAR Kaspar	EST	5	7	5	+1.2	14.15		
29	131	ZDRAVKOV Zdravko	BUL	6	5	6	+0.7	14.16		PB
30	363	KIS Roland	HUN	4	3	5	+1.3	14.22		PB
31	224	LEPPÄNEN Nuutti	FIN	4	6	6	+1.3	14.23		
32	397	AQWA Liam	ISR	3	6	6	+0.8	14.26		
33	491	LE FJELD Markus	NOR	4	7	7	+1.3	14.27		PB
34	396	ABIE Netzanet	ISR	5	2	6	+1.2	14.30		
35	235	TARVONEN Touko	FIN	1	4	6	+0.8	14.31 (.307)		PB
36	449	STRELKOVs Eduards	LAT	3	4	7	+0.8	14.31 (.308)		PB
37	145	PAPANIKOLAOU Nikolas	CYP	6	4	7	+0.7	14.32		PB
38	580	SAJOVIC Rok	SLO	5	1	7	+1.2	14.34		PB
39	460	HELMINGER Shaheen	LUX	2	2	5	+1.9	14.42		
40	634	VOLEK Teodor	SVK	2	5	6	+1.9	14.43		
41	549	BANICIOIU Jessus Armando	ROU	2	3	7	+1.9	14.45 (.443)		
42	681	OSADCHUK Rinat	UKR	2	7	8	+1.9	14.45 (.445)		
43	461	JOLY Till	LUX	3	8	8	+0.8	14.47		
44	148	ZINONOS Charalampos	CYP	5	5	8	+1.2	14.56		

Results Summary

EUROPEAN U18 BEST	13.12 BELOCIAN Wilhem	FRA	Lens (FRA)	21 JUL 2012
CHAMPIONSHIP BEST	13.19 BENNETT Sam	GBR	Olimpiai Sportpark, Győr (HUN)	7 JUL 2018
EUROPEAN U18 LEAD	13.38 PEREZ Anthony Yunier	ESP	Estadio Ciudad de Málaga, Málaga (ESP)	7 JUL 2024

Rank	Bib	Name	Ctry Code	Heat	Lane	Position	Wind	Time
45	103	BRIEL Raphael	AUT	1	3	7	+0.8	14.67

Qualification: First 3 in each heat (Q) and the next 6 fastest (q) advance to the Semi-Finals

Legend:	=EU18L Equal European U18 Lead	=PB Equal Personal Best	EU18L European U18 Lead	NU18B National U18 Best
PB Personal Best	Q Qualified by place	q Qualified by time		

Results

EUROPEAN U18 BEST	50.38	PORRAS Aleix	ESP	Mataró (ESP)	26 JUN 2016
CHAMPIONSHIP BEST	50.63	FRAYSSE Martin	FRA	Olimpiai Sportpark, Győr (HUN)	8 JUL 2018
EUROPEAN U18 LEAD	50.97	RADA Michal	CZE	Banská Bystrica (SVK)	20 JUL 2024

Rank	Bib	Name	Ctry Code	Date of Birth	Lane	Reaction Time	Result	
1	158	RADA Michal Czechia	CZE	25 MAY 2007	6	0.187	49.42	EU18B
2	161	VÁŇA Marek Czechia	CZE	1 JAN 2007	4	0.180	51.12	PB
3	405	ARDIZZONE Tommaso Italy	ITA	4 FEB 2007	7	0.183	51.38	NU18B
4	192	IBAÑEZ Alex Spain	ESP	18 AUG 2007	1	0.183	51.63	PB
5	311	SCHUCH Sebastian Germany	GER	20 FEB 2007	5	0.192	51.70	PB
6	282	ATWANI Liam Germany	GER	1 JAN 2007	3	0.182	52.89	
7	589	ILIĆ Nebojša Serbia	SRB	28 FEB 2007	8	0.219	52.92	
8	423	MANCINI Diego Italy	ITA	3 APR 2008	2	0.215	53.49	

Weather conditions

Temperature: 27°C

Humidity: 53%

Conditions: Sunny

Legend:
EU18B European U18 Best **NU18B** National U18 Best **PB** Personal Best

SAT 20 JUL 2024
 Start Time

12:20

Semi-Finals
Results

EUROPEAN U18 BEST	50.38	PORRAS Aleix	ESP	Mataró (ESP)	26 JUN 2016
CHAMPIONSHIP BEST	50.63	FRAYSSÉ Martin	FRA	Olimpiai Sportpark, Győr (HUN)	8 JUL 2018
EUROPEAN U18 LEAD	51.71	ARDIZZONE Tommaso	ITA	Stadio M.S. Cozzoli, Molfetta (ITA)	6 JUL 2024

SEMI-FINAL 1 Start Time: 12:20

Rank	Bib	Name	Ctry Code	Date of Birth	Lane	Reaction Time	Result		
1	311	SCHUCH Sebastian Germany	GER	20 FEB 2007	4	0.177	52.20	Q	PB
2	589	ILIĆ Nebojša Serbia	SRB	28 FEB 2007	7	0.218	52.44	Q	NU18B
3	659	ENDAMLI Kerem Türkiye	TUR	27 JUL 2007	8	0.176	52.48		PB
4	380	DEWHIRST Ethan Ireland	IRL	4 APR 2007	6	0.192	52.70		
5	477	PET Noa Netherlands	NED	1 JAN 2007	1	0.210	53.53		PB
6	183	ESPEÑO Diego Spain	ESP	15 MAR 2008	5	0.183	54.48		
7	373	TOMPA Benedek Hungary	HUN	10 MAR 2007	3	0.216	54.63		
8	492	MÆLAND ROSHOLT Jonas Norway	NOR	20 JUL 2007	2	0.172	54.70		

SEMI-FINAL 2 Start Time: 12:26

Rank	Bib	Name	Ctry Code	Date of Birth	Lane	Reaction Time	Result		
1	158	RADA Michal Czechia	CZE	25 MAY 2007	4	0.148	50.97	Q	EU18L
2	282	ATWANI Liam Germany	GER	1 JAN 2007	1	0.169	52.26	Q	PB
3	423	MANCINI Diego Italy	ITA	3 APR 2008	8	0.186	52.45	q	PB
4	254	MAUBERT Hugo France	FRA	22 JAN 2007	6	0.238	52.58		PB
5	110	CORDONNIER Lucas Belgium	BEL	22 MAY 2007	5	0.243	52.62		PB
6	454	GARČINSKAS Matas Lithuania	LTU	14 SEP 2007	3	0.207	54.10 (.094)		PB
6	101	BAXA Max Austria	AUT	1 JAN 2008	7	0.175	54.10 (.094)		
8	444	MELDERIS Toms Latvia	LAT	3 MAR 2008	2	0.182	55.23		

SEMI-FINAL 3 Start Time: 12:32

Rank	Bib	Name	Ctry Code	Date of Birth	Lane	Reaction Time	Result		
1	161	VÁŇA Marek Czechia	CZE	1 JAN 2007	6	0.162	51.93	Q	PB
2	405	ARDIZZONE Tommaso Italy	ITA	4 FEB 2007	5	0.184	52.15	Q	
3	192	IBAÑEZ Alex Spain	ESP	18 AUG 2007	7	0.185	52.48	q	PB
4	473	DE VOS Quinten Netherlands	NED	1 JAN 2007	4	0.203	53.21		
5	108	RUDORFER Julius Austria	AUT	5 FEB 2007	3	0.140	55.46		
6	245	CURCIO James France	FRA	26 JUN 2007	8	0.186	56.38		
7	393	TOBIN Stuart Ireland	IRL	25 JAN 2007	1	0.200	56.58		

Results

EUROPEAN U18 BEST	50.38	PORRAS Aleix	ESP	Mataró (ESP)	26 JUN 2016
CHAMPIONSHIP BEST	50.63	FRAYSSE Martin	FRA	Olimpiai Sportpark, Győr (HUN)	8 JUL 2018
EUROPEAN U18 LEAD	51.71	ARDIZZONE Tommaso	ITA	Stadio M.S. Cozzoli, Molfetta (ITA)	6 JUL 2024

SEMI-FINAL 3 Start Time: 12:32

Rank	Bib	Name	Ctry Code	Date of Birth	Lane	Reaction Time	Result
	601	GILLARD Tom Switzerland	SUI	1 JAN 2008	2	0.122	DNF

Qualification: First 2 in each heat (Q) and the next 2 fastest (q) advance to the Final

Weather conditions at the beginning of the 1st heat

Temperature: 24°C Humidity: 58% Conditions: Overcast

Legend:	DNF Did not Finish	EU18L European U18 Lead	NU18B National U18 Best	PB Personal Best
Q Qualified by place	q Qualified by time			

Results Summary

EUROPEAN U18 BEST	50.38 PORRAS Aleix	ESP	Mataró (ESP)	26 JUN 2016
CHAMPIONSHIP BEST	50.63 FRAYSSE Martin	FRA	Olimpiai Sportpark, Győr (HUN)	8 JUL 2018
EUROPEAN U18 LEAD	51.71 ARDIZZONE Tommaso	ITA	Stadio M.S. Cozzoli, Molfetta (ITA)	6 JUL 2024

Rank	Bib	Name	Ctry Code	Heat	Lane	Position	Time		
1	158	RADA Michal	CZE	2	4	1	50.97	Q	EU18L
2	161	VÁŇA Marek	CZE	3	6	1	51.93	Q	PB
3	405	ARDIZZONE Tommaso	ITA	3	5	2	52.15	Q	
4	311	SCHUCH Sebastian	GER	1	4	1	52.20	Q	PB
5	282	ATWANI Liam	GER	2	1	2	52.26	Q	PB
6	589	ILIĆ Nebojša	SRB	1	7	2	52.44	Q	NU18B
7	423	MANCINI Diego	ITA	2	8	3	52.45	q	PB
8	192	IBAÑEZ Alex	ESP	3	7	3	52.48 (.474)	q	PB
9	659	ENDAMLI Kerem	TUR	1	8	3	52.48 (.480)		PB
10	254	MAUBERT Hugo	FRA	2	6	4	52.58		PB
11	110	CORDONNIER Lucas	BEL	2	5	5	52.62		PB
12	380	DEWHIRST Ethan	IRL	1	6	4	52.70		
13	473	DE VOS Quinten	NED	3	4	4	53.21		
14	477	PET Noa	NED	1	1	5	53.53		PB
15	454	GARČINSKAS Matas	LTU	2	3	6	54.10 (.094)		PB
15	101	BAXA Max	AUT	2	7	6	54.10 (.094)		
17	183	ESPEO Diego	ESP	1	5	6	54.48		
18	373	TOMPA Benedek	HUN	1	3	7	54.63		
19	492	MÆLAND ROSHOLT Jonas	NOR	1	2	8	54.70		
20	444	MELDERIS Toms	LAT	2	2	8	55.23		
21	108	RUDORFER Julius	AUT	3	3	5	55.46		
22	245	CURCIO James	FRA	3	8	6	56.38		
23	393	TOBIN Stuart	IRL	3	1	7	56.58		
	601	GILLARD Tom	SUI	3	2		DNF		

Qualification: First 2 in each heat (Q) and the next 2 fastest (q) advance to the Final

Legend:	Did not Finish	EU18L	European U18 Lead	NU18B	National U18 Best	PB	Personal Best
DNF	Did not Finish						
Q	Qualified by place	q	Qualified by time				

Results

EUROPEAN U18 BEST	50.38	PORRAS Aleix	ESP	Mataró (ESP)	26 JUN 2016
CHAMPIONSHIP BEST	50.63	FRAYSSÉ Martin	FRA	Olimpiai Sportpark, Győr (HUN)	8 JUL 2018
EUROPEAN U18 LEAD	51.71	ARDIZZONE Tommaso	ITA	Stadio M.S. Cozzoli, Molfetta (ITA)	6 JUL 2024

HEAT 1 Start Time: 10:30

Rank	Bib	Name	Ctry Code	Date of Birth	Lane	Reaction Time	Result		
1	380	DEWHIRST Ethan Ireland	IRL	4 APR 2007	1	0.191	52.65	Q	PB
2	589	ILIĆ Nebojša Serbia	SRB	28 FEB 2007	8	0.247	52.80	Q	PB
3	423	MANCINI Diego Italy	ITA	3 APR 2008	4	0.210	52.86 (.854)	Q	
4	282	ATWANI Liam Germany	GER	1 JAN 2007	5	0.201	52.86 (.859)	q	
5	621	BOŠKOVIČ Adam Slovak Republic	SVK	8 NOV 2007	2	0.180	55.50		
6	544	PEREIRA Afonso Portugal	POR	1 JAN 2007	6	0.211	56.25		
7	125	GROZEV Pavel Bulgaria	BUL	24 JAN 2007	7	0.262	56.59		
8	579	SAGMEISTER Gal Slovenia	SLO	1 JAN 2007	3	0.261	57.20		

HEAT 2 Start Time: 10:35

Rank	Bib	Name	Ctry Code	Date of Birth	Lane	Reaction Time	Result		
1	405	ARDIZZONE Tommaso Italy	ITA	4 FEB 2007	8	0.204	52.77	Q	
2	192	IBAÑEZ Alex Spain	ESP	18 AUG 2007	5	0.169	52.89	Q	PB
3	659	ENDAMLI Kerem Türkiye	TUR	27 JUL 2007	7	0.170	53.06	Q	PB
4	393	TOBIN Stuart Ireland	IRL	25 JAN 2007	6	0.211	53.89	q	PB
5	601	GILLARD Tom Switzerland	SUI	1 JAN 2008	4	0.140	54.21	q	PB
6	644	LENNERMARK Jakob Sweden	SWE	15 JUL 2007	3	0.238	55.77		
7	327	BITSAKOU Tachir Greece	GRE	22 JUN 2007	2	0.172	56.16		

HEAT 3 Start Time: 10:40

Rank	Bib	Name	Ctry Code	Date of Birth	Lane	Reaction Time	Result		
1	254	MAUBERT Hugo France	FRA	22 JAN 2007	7	0.272	53.22	Q	PB
2	311	SCHUCH Sebastian Germany	GER	20 FEB 2007	8	0.190	53.30 (.293)	Q	
3	108	RUDORFER Julius Austria	AUT	5 FEB 2007	6	0.149	53.30 (.296)	Q	
4	477	PET Noa Netherlands	NED	1 JAN 2007	1	0.181	53.63	q	PB
5	610	NAUER Jules Switzerland	SUI	1 JAN 2007	3	0.175	55.14		PB
6	355	FAZAKAS Soma Hungary	HUN	16 FEB 2007	2	0.170	55.26		
7	590	MITROVIĆ Pavle Serbia	SRB	10 MAY 2007	5	0.207	56.90		
8	129	VALENTINOV Tomas Bulgaria	BUL	28 AUG 2007	4	0.180	59.46		

FRI 19 JUL 2024
 Start Time

10:30

Round 1
Results

EUROPEAN U18 BEST	50.38	PORRAS Aleix	ESP	Mataró (ESP)	26 JUN 2016
CHAMPIONSHIP BEST	50.63	FRAYSSSE Martin	FRA	Olimpiai Sportpark, Győr (HUN)	8 JUL 2018
EUROPEAN U18 LEAD	51.71	ARDIZZONE Tommaso	ITA	Stadio M.S. Cozzoli, Molfetta (ITA)	6 JUL 2024

HEAT 4 Start Time: 10:45

Rank	Bib	Name	Ctry Code	Date of Birth	Lane	Reaction Time	Result	
1	183	ESPESO Diego Spain	ESP	15 MAR 2008	6	0.179	53.24	Q
2	473	DE VOS Quinten Netherlands	NED	1 JAN 2007	1	0.211	53.28	Q
3	245	CURCIO James France	FRA	26 JUN 2007	5	0.224	53.51	Q
4	492	MÆLAND ROSHOLT Jonas Norway	NOR	20 JUL 2007	2	0.163	54.34	q
5	444	MELDERIS Toms Latvia	LAT	3 MAR 2008	7	0.210	54.42	q PB
6	623	DZIAN Matej Slovak Republic	SVK	6 MAY 2007	3	0.209	55.66	
7	686	SMIIAN Anton Ukraine	UKR	19 MAR 2007	4	0.424	56.17	
8	534	ALVES Márcio Portugal	POR	1 JAN 2007	8	0.222	57.68	

HEAT 5 Start Time: 10:50

Rank	Bib	Name	Ctry Code	Date of Birth	Lane	Reaction Time	Result	
1	161	VÁŇA Marek Czechia	CZE	1 JAN 2007	1	0.175	53.44	Q
2	110	CORDONNIER Lucas Belgium	BEL	22 MAY 2007	5	0.200	54.06	Q
3	454	GARČINSKAS Matas Lithuania	LTU	14 SEP 2007	6	0.172	54.63	Q
4	515	KOSMACZ Filip Poland	POL	1 JUL 2007	7	0.181	55.14	
5	138	PRELESNIK Mihael Croatia	CRO	21 FEB 2007	3	0.133	55.31	
6	448	SANDLERS-BOMIS Emīls Latvia	LAT	17 MAY 2007	2	0.151	55.91	
7	463	CIOBANU Liviu Moldova	MDA	2 MAY 2007	8	0.181	56.11	
8	340	PETLIS Evangelos Greece	GRE	23 JUN 2007	4	0.272	56.88	

HEAT 6 Start Time: 10:55

Rank	Bib	Name	Ctry Code	Date of Birth	Lane	Reaction Time	Result	
1	158	RADA Michal Czechia	CZE	25 MAY 2007	5	0.158	51.98	Q
2	101	BAXA Max Austria	AUT	1 JAN 2008	7	0.188	52.76	Q PB
3	373	TOMPA Benedek Hungary	HUN	10 MAR 2007	2	0.172	53.97	Q PB
4	224	LEPPÄNEN Nuutti Finland	FIN	12 DEC 2008	8	0.168	54.46	q PB
5	524	SIEKACZYŃSKI Maksymilian Poland	POL	15 JUL 2007	3	0.160	55.12	
6	583	ZILIANI Izak Slovenia	SLO	1 JAN 2007	4	0.168	56.05	
	672	HOLUB Dmytro Ukraine	UKR	5 JUN 2008	6	0.221	DNF	

Results

EUROPEAN U18 BEST	50.38	PORRAS Aleix	ESP	Mataró (ESP)	26 JUN 2016
CHAMPIONSHIP BEST	50.63	FRAYSSE Martin	FRA	Olimpiai Sportpark, Győr (HUN)	8 JUL 2018
EUROPEAN U18 LEAD	51.71	ARDIZZONE Tommaso	ITA	Stadio M.S. Cozzoli, Molfetta (ITA)	6 JUL 2024

Qualification: First 3 in each heat (Q) and the next 6 fastest (q) advance to the Semi-Finals

Weather conditions at the beginning of the 1st heat

Temperature: 23°C Humidity: 69% Conditions: Few clouds

Legend:	DNF	Did not Finish	PB	Personal Best	Q	Qualified by place	q	Qualified by time
----------------	------------	----------------	-----------	---------------	----------	--------------------	----------	-------------------

Results Summary

EUROPEAN U18 BEST	50.38	PORRAS Aleix	ESP	Mataró (ESP)	26 JUN 2016
CHAMPIONSHIP BEST	50.63	FRAYSSÉ Martin	FRA	Olimpiai Sportpark, Győr (HUN)	8 JUL 2018
EUROPEAN U18 LEAD	51.71	ARDIZZONE Tommaso	ITA	Stadio M.S. Cozzoli, Molfetta (ITA)	6 JUL 2024

Rank	Bib	Name	Ctry Code	Heat	Lane	Position	Time	
1	158	RADA Michal	CZE	6	5	1	51.98	Q
2	380	DEWHIRST Ethan	IRL	1	1	1	52.65	Q PB
3	101	BAXA Max	AUT	6	7	2	52.76	Q PB
4	405	ARDIZZONE Tommaso	ITA	2	8	1	52.77	Q
5	589	ILIĆ Nebojša	SRB	1	8	2	52.80	Q PB
6	423	MANCINI Diego	ITA	1	4	3	52.86 (.854)	Q
7	282	ATWANI Liam	GER	1	5	4	52.86 (.859)	q
8	192	IBAÑEZ Alex	ESP	2	5	2	52.89	Q PB
9	659	ENDAMLI Kerem	TUR	2	7	3	53.06	Q PB
10	254	MAUBERT Hugo	FRA	3	7	1	53.22	Q PB
11	183	ESPESO Diego	ESP	4	6	1	53.24	Q
12	473	DE VOS Quinten	NED	4	1	2	53.28	Q
13	311	SCHUCH Sebastian	GER	3	8	2	53.30 (.293)	Q
14	108	RUDORFER Julius	AUT	3	6	3	53.30 (.296)	Q
15	161	VÁŇA Marek	CZE	5	1	1	53.44	Q
16	245	CURCIO James	FRA	4	5	3	53.51	Q
17	477	PET Noa	NED	3	1	4	53.63	q PB
18	393	TOBIN Stuart	IRL	2	6	4	53.89	q PB
19	373	TOMPA Benedek	HUN	6	2	3	53.97	Q PB
20	110	CORDONNIER Lucas	BEL	5	5	2	54.06	Q
21	601	GILLARD Tom	SUI	2	4	5	54.21	q PB
22	492	MÆLAND ROSHOLT Jonas	NOR	4	2	4	54.34	q
23	444	MELDERIS Toms	LAT	4	7	5	54.42	q PB
24	224	LEPPÄNEN Nuutti	FIN	6	8	4	54.46	PB
25	454	GARČINSKAS Matas	LTU	5	6	3	54.63	Q
26	524	SIEKACZYŃSKI Maksymilian	POL	6	3	5	55.12	
27	610	NAUER Jules	SUI	3	3	5	55.14 (.131)	PB
28	515	KOSMACZ Filip	POL	5	7	4	55.14 (.138)	
29	355	FAZAKAS Soma	HUN	3	2	6	55.26	
30	138	PRELESNIK Mihael	CRO	5	3	5	55.31	
31	621	BOŠKOVIČ Adam	SVK	1	2	5	55.50	
32	623	DZIAN Matej	SVK	4	3	6	55.66	
33	644	LENNERMARK Jakob	SWE	2	3	6	55.77	
34	448	SANDLERS-BOMIS Emīls	LAT	5	2	6	55.91	
35	583	ZILIANI Izak	SLO	6	4	6	56.05	
36	463	CIOBANU Liviu	MDA	5	8	7	56.11	
37	327	BITSAKOU Tachir	GRE	2	2	7	56.16	
38	686	SMIIAN Anton	UKR	4	4	7	56.17	
39	544	PEREIRA Afonso	POR	1	6	6	56.25	
40	125	GROZEV Pavel	BUL	1	7	7	56.59	
41	340	PETLIS Evangelos	GRE	5	4	8	56.88	
42	590	MITROVIĆ Pavle	SRB	3	5	7	56.90	
43	579	SAGMEISTER Gal	SLO	1	3	8	57.20	
44	534	ALVES Márcio	POR	4	8	8	57.68	

Results Summary

EUROPEAN U18 BEST	50.38	PORRAS Aleix	ESP	Mataró (ESP)	26 JUN 2016
CHAMPIONSHIP BEST	50.63	FRAYSSE Martin	FRA	Olimpiai Sportpark, Győr (HUN)	8 JUL 2018
EUROPEAN U18 LEAD	51.71	ARDIZZONE Tommaso	ITA	Stadio M.S. Cozzoli, Molfetta (ITA)	6 JUL 2024

Rank	Bib	Name	Ctry Code	Heat	Lane	Position	Time
45	129	VALENTINOV Tomas	BUL	3	4	8	59.46
	672	HOLUB Dmytro	UKR	6	6		DNF

Qualification: First 3 in each heat (Q) and the next 6 fastest (q) advance to the Semi-Finals

Legend:	DNF Did not Finish	PB Personal Best	Q Qualified by place	q Qualified by time
----------------	---------------------------	-------------------------	-----------------------------	----------------------------

SUN 21 JUL 2024

Start Time

9:45

High Jump Men
Final
Results

EUROPEAN U18 BEST	2.28 NARTOV Oleksandr	UKR Kyiv (UKR)	28 MAY 2005
CHAMPIONSHIP BEST	2.18 MIHOTA Lucas	GER New District Stadium, Tbilisi (GEO)	16 JUL 2016
EUROPEAN U18 LEAD	2.11 MAYSIIYENOK Yegor	RUS Spartak Arena, Ulyanovsk (RUS)	30 JAN 2024

Start Time: 9:40 End Time: 11:01

Rank	Bib	Name	Ctry Code	Date of Birth	1.93	1.98	2.02	2.05	2.08	2.11	2.11	Result
					2.09							
1	654	SVENSSON Svante Sweden	SWE	3 OCT 2007	O	O	O	O	XXO	XXX	X	2.09 PB
2	237	ANTCZAK Antoine France	FRA	27 OCT 2007	O	O	O	O	XXO	XXX	X	2.08 PB
3	591	ŠOLAJA Vuk Serbia	SRB	4 AUG 2007	O	O	XO	XO	XXO	XXX		2.08 PB
4	262	CORRIN Regan Great Britain & Northern Ireland	GBR	16 FEB 2007	XO	O	O	O	XXX			2.05 =PB
5	551	CALIN Mihai Romania	ROU	1 JAN 2007	O	O	O	XO	XXX			2.05 =PB
6	535	BANDEIRA Diogo Portugal	POR	1 JAN 2007	O	O	XXO	XO	XXX			2.05 =PB
7	651	RAHM Elvin Sweden	SWE	16 JUN 2008	O	O	XO	XXO	XXX			2.05 =PB
8	210	PALMSAAR Kaspar Estonia	EST	7 AUG 2007	O	O	XXO	XXO	XXX			2.05 =PB
9	324	ALIVIZATOS Charalampos Greece	GRE	24 JUN 2008	O	XXO	XO	XXX				2.02
10	293	HELLWIG Theo Germany	GER	24 JUL 2007	O	O	XXX					1.98
11	105	GAMSJÄGER Andreas Austria	AUT	1 JAN 2007	XO	O	XXX					1.98
	391	PENNEY Conor Ireland	IRL	4 SEP 2008	XXX							NM

Weather conditions

Start of the event:

End of the event:

Temperature

22°C

22°C

Humidity

69%

69%

Conditions

Few clouds

Few clouds

Legend:

 =PB Equal Personal Best NM No Mark O Clearance PB Personal Best
 X Failure

FRI 19 JUL 2024
 Start Time

16:00

High Jump Men
Qualification
Results

EUROPEAN U18 BEST	2.28 NARTOV Oleksandr	UKR Kyiv (UKR)	28 MAY 2005
CHAMPIONSHIP BEST	2.18 MIHOTA Lucas	GER New District Stadium, Tbilisi (GEO)	16 JUL 2016
EUROPEAN U18 LEAD	2.11 MAYSİYENOK Yegor	RUS Spartak Arena, Ulyanovsk (RUS)	30 JAN 2024

GROUP A Start Time: 15:51 End Time: 17:40

Rank	Bib	Name	Ctry Code	Date of Birth	1.86	1.91	1.94	1.97	2.00	2.03	2.05	Result
					2.07							
1	654	SVENSSON Svante Sweden	SWE	3 OCT 2007	-	O	O	O	XO	O	O	2.05 q
2	535	BANDEIRA Diogo Portugal	POR	1 JAN 2007	-	O	O	O	O	XXO	XO	2.05 q PB
3	210	PALMSAAR Kaspar Estonia	EST	7 AUG 2007	O	O	O	XO	O	O	XXO	2.05 q PB
4	551	CALIN Mihai Romania	ROU	1 JAN 2007	O	O	O	O	XO	XO	XXX	2.03 q
5	324	ALIVIZATOS Charalampos Greece	GRE	24 JUN 2008	O	XO	O	O	XXO	XO	XXX	2.03 q
6	293	HELLWIG Theo Germany	GER	24 JUL 2007	-	XXO	O	XXO	O	XO	XXX	2.03 q
7	143	LIASIS Kyprianos Cyprus	CYP	1 JAN 2007	O	O	XO	O	XO	XXO	XXX	2.03 =PB
8	532	ZDRAJKOWSKI Dominik Poland	POL	11 MAR 2008	O	O	O	O	XO	XXX		2.00
9	585	AJDINOVIĆ Amin Serbia	SRB	27 MAY 2007	O	O	O	XO	XXX			1.97
10	440	GIEDRIS Daniels Latvia	LAT	4 APR 2008	O	O	O	XXO	XXX			1.97
11	407	BASSO Alberto Italy	ITA	18 OCT 2007	XXO	XO	O	XXX				1.94
12	676	LIASKOVETS Oleksii Ukraine	UKR	31 MAR 2007	O	O	XO	XXX				1.94
12	115	NYS Lorenzo Belgium	BEL	13 FEB 2007	O	O	XO	XXX				1.94
14	219	ISAACS Alec Finland	FIN	30 APR 2007	XO	XXX						1.86
	661	KILIÇ Muhammed Enes Türkiye	TUR	28 JAN 2007	XXX							NM

GROUP B Start Time: 15:52 End Time: 17:40

Rank	Bib	Name	Ctry Code	Date of Birth	1.86	1.91	1.94	1.97	2.00	2.03	2.05	Result
					2.07							
1	591	ŠOLAJA Vuk Serbia	SRB	4 AUG 2007	O	O	O	O	O	XO	O	2.05 q
2	391	PENNEY Conor Ireland	IRL	4 SEP 2008	-	O	O	O	O	O	XO	2.05 q
3	237	ANTCZAK Antoine France	FRA	27 OCT 2007	-	O	XO	O	O	O	XO	2.05 q =PB

FRI 19 JUL 2024
 Start Time

16:00

High Jump Men
Qualification
Results

EUROPEAN U18 BEST	2.28 NARTOV Oleksandr	UKR Kyiv (UKR)	28 MAY 2005
CHAMPIONSHIP BEST	2.18 MIHOTA Lucas	GER New District Stadium, Tbilisi (GEO)	16 JUL 2016
EUROPEAN U18 LEAD	2.11 MAYSIYENOK Yegor	RUS Spartak Arena, Ulyanovsk (RUS)	30 JAN 2024

GROUP B Start Time: 15:52 End Time: 17:40

Rank	Bib	Name	Ctry Code	Date of Birth	1.86	1.91	1.94	1.97	2.00	2.03	2.05	Result
					2.07							
4	262	CORRIN Regan Great Britain & Northern Ireland	GBR	16 FEB 2007	O	O	O	O	O	O	XXO	2.05 q PB
5	651	RAHM Elvin Sweden	SWE	16 JUN 2008	O	O	O	O	O	XO	XXO	2.05 q PB
6	105	GAMSJÄGER Andreas Austria	AUT	1 JAN 2007	O	O	O	XXO	XXO	O	XXX	2.03 q
7	422	MAGAGNA Massimo Italy	ITA	13 APR 2007	-	O	O	O	O	XXO	XXX	2.03
8	309	SCHMIDT-GOTHAN Keon Germany	GER	29 JAN 2007	-	O	O	O	XO	XXO	XXX	2.03
9	346	TSORLIANOS Ioannis Greece	GRE	24 JUL 2007	O	O	O	O	O	XXX		2.00
10	550	CALIN Andrei Romania	ROU	1 JAN 2007	XO	XO	XXO	O	XXO	XXX		2.00
11	536	CARROLO Eduardo Portugal	POR	23 MAY 2007	O	O	XO	O	XXX			1.97
11	502	BOCZKOWSKI-LESIAK Michal Poland	POL	31 JUL 2007	-	XO	O	O	XXX			1.97
13	667	BALAKIN Vladyslav Ukraine	UKR	6 FEB 2007	XXO	O	XXO	O	XXX			1.97
14	630	KUČERA Peter Slovak Republic	SVK	29 DEC 2007	O	O	XO	XXX				1.94
14	469	AVIA Brajan Republic of North Macedonia	MKD	2 JUN 2007	O	O	XO	XXX				1.94

Qualification: Qualifying performance 2.07 (Q) or at least 12 best performers (q) advance to the Final

Weather conditions

 Start of the event:
 End of the event:

Temperature

 28°C
 28°C

Humidity

 48%
 49%

Conditions

 Few clouds
 Sunny

Legend:

-	Pass	=PB	Equal Personal Best	NM	No Mark	O	Clearance
PB	Personal Best	q	Qualified without standard	X	Failure		

FRI 19 JUL 2024

Start Time

16:00

High Jump Men
Qualification
Results Summary

EUROPEAN U18 BEST	2.28 NARTOV Oleksandr	UKR Kyiv (UKR)	28 MAY 2005
CHAMPIONSHIP BEST	2.18 MIHOTA Lucas	GER New District Stadium, Tbilisi (GEO)	16 JUL 2016
EUROPEAN U18 LEAD	2.11 MAYSIYENOK Yegor	RUS Spartak Arena, Ulyanovsk (RUS)	30 JAN 2024

Rank	Bib	Name	Ctry Code	Group	Position	Result
1	591	ŠOLAJA Vuk	SRB	B	1	2.05 q
1	654	SVENSSON Svante	SWE	A	1	2.05 q
3	391	PENNEY Conor	IRL	B	2	2.05 q
4	237	ANTCZAK Antoine	FRA	B	3	2.05 q =PB
5	535	BANDEIRA Diogo	POR	A	2	2.05 q PB
6	262	CORRIN Regan	GBR	B	4	2.05 q PB
7	210	PALMSAAR Kaspar	EST	A	3	2.05 q PB
7	651	RAHM Elvin	SWE	B	5	2.05 q PB
9	105	GAMSJÄGER Andreas	AUT	B	6	2.03 q
10	551	CALIN Mihai	ROU	A	4	2.03 q
11	324	ALIVIZATOS Charalampos	GRE	A	5	2.03 q
12	293	HELLWIG Theo	GER	A	6	2.03 q
13	422	MAGAGNA Massimo	ITA	B	7	2.03
14	309	SCHMIDT-GOTHAN Keon	GER	B	8	2.03
15	143	LIASIS Kyprianos	CYP	A	7	2.03 =PB
16	346	TSORLIANOS Ioannis	GRE	B	9	2.00
17	532	ZDRAJKOWSKI Dominik	POL	A	8	2.00
18	550	CALIN Andrei	ROU	B	10	2.00
19	536	CARROLO Eduardo	POR	B	11	1.97
19	502	BOCZKOWSKI-LESIAK Michał	POL	B	11	1.97
21	667	BALAKIN Vladyslav	UKR	B	13	1.97
22	585	AJDINOVIĆ Amin	SRB	A	9	1.97
23	440	ĀIEDRIS Daniels	LAT	A	10	1.97
24	407	BASSO Alberto	ITA	A	11	1.94
25	630	KUČERA Peter	SVK	B	14	1.94
25	676	LIASKOVETS Oleksii	UKR	A	12	1.94
25	115	NYS Lorenzo	BEL	A	12	1.94
25	469	AVIA Brajan	MKD	B	14	1.94
29	219	ISAACS Alec	FIN	A	14	1.86
	661	KILIÇ Muhammed Enes	TUR	A		NM

Qualification: Qualifying performance 2.07 (Q) or at least 12 best performers (q) advance to the Final

Legend:	=PB Equal Personal Best	NM No Mark	PB Personal Best	q Qualified without standard
----------------	--------------------------------	-------------------	-------------------------	-------------------------------------

SAT 20 JUL 2024
 Start Time

17:40

Pole Vault Men
Final
Results

EUROPEAN U18 BEST	5.60 VOLKOV Matvei	BLR Atlas Arena, Łódź (POL)	12 FEB 2021
CHAMPIONSHIP BEST	5.46 HAUGEN LILLEFOSSE Pål	NOR Olimpiai Sportpark, Győr (HUN)	8 JUL 2018
EUROPEAN U18 LEAD	5.25 ROGÖ Axel	SWE Sola Arena, Karlstad (SWE)	4 JUL 2024

Start Time: 17:38 End Time: 19:50

Rank	Bib	Name	Ctry Code	Date of Birth	4.40	4.60	4.75	4.90	5.00	5.10	5.15	Result
					5.20	5.25						
1	117	URBANCZYK Mathias Belgium	BEL	9 NOV 2007	-	O	O	O	XO	XO	r	5.10 PB
2	402	MIRKIN Nikita Israel	ISR	18 SEP 2007	-	-	O	O	XO	XXX		5.00 PB
2	207	APRI Henri Estonia	EST	22 MAR 2007	-	-	O	O	XO	XXX		5.00
4	652	ROGÖ Axel Sweden	SWE	10 APR 2007	-	-	-	O	-	XX-	X	4.90
4	374	VARGA Iván Hungary	HUN	4 NOV 2008	-	O	O	O	XXX			4.90
6	305	RIEDNER Daniel Germany	GER	20 APR 2007	O	O	O	XO	XXX			4.90 PB
7	229	MUSTONEN Topias Finland	FIN	27 NOV 2007	-	O	O	XXO	XXX			4.90
8	581	TRŠELIČ BUBLE Matic Slovenia	SLO	1 JAN 2007	O	O	XO	XXO	XXX			4.90 PB
9	248	GELLENS Alois France	FRA	5 OCT 2007	O	O	XXO	XXO	XXX			4.90 PB
10	528	WOŁOSZYN Piotr Poland	POL	14 JUL 2007	-	O	O	XXX				4.75
11	239	BECQUET-PERIGON Celestin France	FRA	7 JUN 2007	-	O	XO	XXX				4.75
12	646	LINDSTRÖM Simon Sweden	SWE	10 JAN 2007	XXO	O	XO	XXX				4.75
13	300	KRIBELBAUER Ben Silas Germany	GER	1 JAN 2007	O	O	XXX					4.60
14	212	PLAKK Martin Estonia	EST	12 NOV 2007	O	XXO	XXX					4.60
15	433	SCALON Leonardo Italy	ITA	10 AUG 2007	O	XXX						4.40

Weather conditions

 Start of the event:
 End of the event:

Temperature

 25°C
 24°C

Humidity

 56%
 64%

Conditions

 Overcast
 Overcast

Legend:

 - Pass O Clearance PB Personal Best r Retired
 X Failure

THU 18 JUL 2024
 Start Time

11:30

Pole Vault Men
Qualification
Results

EUROPEAN U18 BEST	5.60 VOLKOV Matvei	BLR Atlas Arena, Łódź (POL)	12 FEB 2021
CHAMPIONSHIP BEST	5.46 HAUGEN LILLEFOSSE Pål	NOR Olimpiai Sportpark, Győr (HUN)	8 JUL 2018
EUROPEAN U18 LEAD	5.25 ROGÖ Axel	SWE Sola Arena, Karlstad (SWE)	4 JUL 2024

GROUP A Start Time: 11:32 End Time: 13:08

Rank	Bib	Name	Ctry Code	Date of Birth	4.20	4.40	4.60	4.75	4.85	4.95	Result
1	207	APRI Henri Estonia	EST	22 MAR 2007	-	-	-	O			4.75 q
1	581	TRŠELIČ BUBLE Matic Slovenia	SLO	1 JAN 2007	O	O	O	O			4.75 q =PB
1	117	URBANCZYK Mathias Belgium	BEL	9 NOV 2007	-	O	O	O			4.75 q
4	305	RIEDNER Daniel Germany	GER	20 APR 2007	-	O	O	XO			4.75 q PB
4	402	MIRKIN Nikita Israel	ISR	18 SEP 2007	-	-	O	XO			4.75 q
6	646	LINDSTRÖM Simon Sweden	SWE	10 JAN 2007	-	O	O	XXX			4.60 q
6	248	GELLENS Alois France	FRA	5 OCT 2007	-	O	O	XXX			4.60 q
6	374	VARGA Iván Hungary	HUN	4 NOV 2008	-	-	O	XXX			4.60 q
9	435	SIRONI Federico Italy	ITA	1 JAN 2007	XO	XO	XXX				4.40
10	675	LEVCHENKO Nikita Ukraine	UKR	12 OCT 2008	XXO	XO	XXX				4.40
11	230	NÄRHI Aapo Finland	FIN	7 APR 2007	-	XXO	XXX				4.40
	514	JAROSZEWICZ Wiktor Poland	POL	28 APR 2008	XXX						NM
	342	PRIFTIS Petros Greece	GRE	29 MAY 2007	-	XXX					NM
	614	SCHINDELEK Marc Switzerland	SUI	1 JAN 2008							DNS

GROUP B Start Time: 11:30 End Time: 13:08

Rank	Bib	Name	Ctry Code	Date of Birth	4.20	4.40	4.60	4.75	4.85	4.95	Result
1	229	MUSTONEN Topias Finland	FIN	27 NOV 2007	-	-	O	O			4.75 q
1	239	BECQUET-PERIGON Celestin France	FRA	7 JUN 2007	-	O	O	O			4.75 q
3	528	WOŁOSZYN Piotr Poland	POL	14 JUL 2007	-	O	O	XO			4.75 q
3	212	PLAKK Martin Estonia	EST	12 NOV 2007	-	O	O	XO			4.75 q

THU 18 JUL 2024
 Start Time

11:30

Pole Vault Men
Qualification
Results

EUROPEAN U18 BEST	5.60 VOLKOV Matvei	BLR Atlas Arena, Łódź (POL)	12 FEB 2021
CHAMPIONSHIP BEST	5.46 HAUGEN LILLEFOSSE Pål	NOR Olimpiai Sportpark, Győr (HUN)	8 JUL 2018
EUROPEAN U18 LEAD	5.25 ROGÖ Axel	SWE Sola Arena, Karlstad (SWE)	4 JUL 2024

GROUP B Start Time: 11:30 End Time: 13:08

Rank	Bib	Name	Ctry Code	Date of Birth	4.20	4.40	4.60	4.75	4.85	4.95	Result
5	433	SCALON Leonardo Italy	ITA	10 AUG 2007	-	XXO	O	XO			4.75 q PB
6	652	ROGÖ Axel Sweden	SWE	10 APR 2007	-	-	-	XXO			4.75 q
7	300	KRIBELBAUER Ben Silas Germany	GER	1 JAN 2007	O	O	O	XXX			4.60 q
8	487	EBBESTAD Siver Olavsbråten Norway	NOR	2 AUG 2008	O	XXO	O	XXX			4.60
9	351	BALOGH Nándor Hungary	HUN	9 JUN 2008	O	O	XO	XXX			4.60
10	683	POSPOLITA Andrii Ukraine	UKR	13 OCT 2008	O	O	XXX				4.40
10	338	LITSARDOPOULOS C Greece	GRE	8 NOV 2007	-	O	XXX				4.40
10	455	GUSTAS Kasparas Lithuania	LTU	2 AUG 2007	-	O	XXX				4.40
13	620	ZINGG Ben Switzerland	SUI	1 JAN 2007	XXO	O	XXX				4.40
14	127	KIROV Yordan Bulgaria	BUL	20 SEP 2007	XXO	XXX					4.20

Qualification: Qualifying performance 4.95 (Q) or at least 12 best performers (q) advance to the Final

Weather conditions

 Start of the event:
 End of the event:

Temperature

 21°C
 29°C

Humidity

 76%
 54%

Conditions

 Partly cloudy
 Sunny

Legend:

-	Pass	=PB	Equal Personal Best	DNS	Did not Start	NM	No Mark
O	Clearance	PB	Personal Best	q	Qualified without standard	X	Failure

THU 18 JUL 2024

Start Time

11:30

Pole Vault Men
Qualification
Results Summary

EUROPEAN U18 BEST	5.60 VOLKOV Matvei	BLR Atlas Arena, Łódź (POL)	12 FEB 2021
CHAMPIONSHIP BEST	5.46 HAUGEN LILLEFOSSE Pål	NOR Olimpiai Sportpark, Győr (HUN)	8 JUL 2018
EUROPEAN U18 LEAD	5.25 ROGÖ Axel	SWE Sola Arena, Karlstad (SWE)	4 JUL 2024

Rank	Bib	Name	Ctry Code	Group	Position	Result
1	207	APRI Henri	EST	A	1	4.75 q
1	229	MUSTONEN Topias	FIN	B	1	4.75 q
1	239	BECQUET-PERIGON Celestin	FRA	B	1	4.75 q
1	581	TRŠELIČ BUBLE Matic	SLO	A	1	4.75 q =PB
1	117	URBANCZYK Mathias	BEL	A	1	4.75 q
6	528	WOŁOSZYN Piotr	POL	B	3	4.75 q
6	305	RIEDNER Daniel	GER	A	4	4.75 q PB
6	402	MIRKIN Nikita	ISR	A	4	4.75 q
6	212	PLAKK Martin	EST	B	3	4.75 q
10	433	SCALON Leonardo	ITA	B	5	4.75 q PB
11	652	ROGÖ Axel	SWE	B	6	4.75 q
12	300	KRIBELBAUER Ben Silas	GER	B	7	4.60 q
12	646	LINDSTRÖM Simon	SWE	A	6	4.60 q
12	248	GELLENS Alois	FRA	A	6	4.60 q
12	374	VARGA Iván	HUN	A	6	4.60 q
16	487	EBBESTAD Siver Olavsbråten	NOR	B	8	4.60
17	351	BALOGH Nándor	HUN	B	9	4.60
18	683	POSPOLITA Andrii	UKR	B	10	4.40
18	338	LITSARDOPOULOS Christoforos	GRE	B	10	4.40
18	455	GUSTAS Kasparas	LTU	B	10	4.40
21	620	ZINGG Ben	SUI	B	13	4.40
22	435	SIRONI Federico	ITA	A	9	4.40
23	675	LEVCHENKO Nikita	UKR	A	10	4.40
24	230	NÄRHI Aapo	FIN	A	11	4.40
25	127	KIROV Yordan	BUL	B	14	4.20
	514	JAROSZEWICZ Wiktor	POL	A		NM
	342	PRIFTIS Petros	GRE	A		NM
	614	SCHINDELEK Marc	SUI	A		DNS

Qualification: Qualifying performance 4.95 (Q) or at least 12 best performers (q) advance to the Final

Legend:	=PB Equal Personal Best	DNS Did not Start	NM No Mark	PB Personal Best
q	Qualified without standard			

FRI 19 JUL 2024
 Start Time

17:10

Long Jump Men
Final
Results

EUROPEAN U18 BEST	8.12 KUZNYETSOV Viktor	UKR	Brovary (UKR)	20 DEC 2003
CHAMPIONSHIP BEST	8.04 FURLANI Mattia	ITA	Givat Ram Stadium, Jerusalem (ISR)	5 JUL 2022
EUROPEAN U18 LEAD	7.90 INZOLI Daniele Leonardo	ITA	Centro Sportivo Fontanassa, Savona (ITA)	15 MAY 2024

Start Time: 17:07 End Time: 18:37

Rank	Bib	Name	Ctry Code	Date of Birth	1	2	3	4	5	6	Result	Wind
1	255	MOURIE Remi France	FRA	23 APR 2008	7.24 -0.7	7.47 -0.8	7.47 +0.2	7.38 +0.2	7.72 +1.9	7.71 +1.7	7.72	PB +1.9
2	359	HAJDU Áron Hungary	HUN	14 AUG 2007	X +0.6	7.00 -1.3	7.26 -0.4	5.31 -0.2	7.58 +1.7	7.49 +1.9	7.58	NU18B +1.7
3	421	INZOLI Daniele Leonardo Italy	ITA	12 AUG 2008	X -1.2	X -0.9	7.54 -0.3	X +0.9	X +1.9	X +1.9	7.54	-0.3
4	511	GROCHOWSKI Krzysztof Poland	POL	10 JAN 2007	7.48 -0.5	X -0.5	7.40 -0.1	7.38 +1.0	X +1.5	7.18 +1.8	7.48	-0.5
5	335	KOULOURIS Arsenios Greece	GRE	30 OCT 2007	7.42 -1.2	X -0.8	7.41 -0.8	X +0.3	X +1.5	X +1.2	7.42	-1.2
6	603	HASLER Noah Switzerland	SUI	1 JAN 2008	7.12 +0.2	X -0.9	7.28 -0.2	X -0.1	7.27 +1.3	7.36 +1.9	7.36	PB +1.9
7	493	OMMUNDSEN J. A Norway	NOR	4 FEB 2007	6.95 -1.3	X -0.9	7.16 -0.6	X -0.4	X +1.3	7.21 +1.0	7.21	=PB +1.0
8	608	MARTINEZ-ALDAMA Basile Switzerland	SUI	1 JAN 2008	6.98 -1.1	6.89 -0.3	7.06 -1.6	6.57 -0.5	7.06 +1.7	6.89 +1.9	7.06	-1.6
9	199	PEREZ Anthony Yunier Spain	ESP	29 JUN 2008	X -0.2	7.06 -0.6	6.96 +0.2				7.06	-0.6
10	369	PUTSAY Bence Hungary	HUN	27 JUL 2007	6.93 -1.4	6.88 -0.6	6.99 -1.4				6.99	-1.4
11	220	JUSSILA Samuel Finland	FIN	29 NOV 2007	5.65 -1.1	6.78 -0.7	6.59 -0.2				6.78	-0.7
12	187	GARCIA Ivan Spain	ESP	2 MAY 2007	3.02 -1.1	X -0.5	3.11 -0.5				3.11	-0.5

Starting order	1	2	3	4	5	6	7	8	9	10	11	12
Initial	511	608	335	187	369	421	220	359	603	199	255	493
4th and 5th attempts	608	493	359	603	335	255	511	421				
Final	608	493	603	335	511	421	359	255				

Weather conditions

 Start of the event:
 End of the event:

Temperature

 28°C
 27°C

Humidity

 48%
 52%

Conditions

 Few clouds
 Few clouds

Legend:

 =PB Equal Personal Best **NU18B** National U18 Best **PB** Personal Best **X** Failure

THU 18 JUL 2024
 Start Time

9:30

Long Jump Men
Qualification
Results

EUROPEAN U18 BEST	8.12 KUZNYETSOV Viktor	UKR	Brovary (UKR)	20 DEC 2003
CHAMPIONSHIP BEST	8.04 FURLANI Mattia	ITA	Givat Ram Stadium, Jerusalem (ISR)	5 JUL 2022
EUROPEAN U18 LEAD	7.90 INZOLI Daniele Leonardo	ITA	Centro Sportivo Fontanassa, Savona (ITA)	15 MAY 2024

GROUP A Start Time: 9:25 End Time: 10:26

Rank	Bib	Name	Ctry Code	Date of Birth	1	2	3	Result	Wind	
1	199	PEREZ Anthony Yunier Spain	ESP	29 JUN 2008	X -1.1	7.53 -0.1		7.53 -0.1	Q	PB
2	335	KOULOURIS Arsenios Greece	GRE	30 OCT 2007	X -0.9	X -0.4	7.46 +1.1	7.46 +1.1	Q	PB
3	511	GROCHOWSKI Krzysztof Poland	POL	10 JAN 2007	7.22 +0.5	7.16 -0.6	7.39 -0.1	7.39 -0.1	Q	
4	359	HAJDU Áron Hungary	HUN	14 AUG 2007	7.38 +0.1			7.38 +0.1	Q	
5	255	MOURIE Remi France	FRA	23 APR 2008	7.28 -0.2	X -1.0	7.13 +0.1	7.28 -0.2	q	
6	608	MARTINEZ-ALDAMA Basile Switzerland	SUI	1 JAN 2008	6.91	7.19 +0.9	6.84 +0.3	7.19 +0.9	q	PB
7	493	OMMUNDSEN J. A Norway	NOR	4 FEB 2007	X -1.3	6.95 -1.0	7.07 +0.6	7.07 +0.6	q	
8	437	SPRINGETH Maximilian Italy	ITA	24 MAY 2007	X +0.1	X -1.3	6.82 -0.4	6.82 -0.4		
9	575	MODRIJANČIČ Matic Slovenia	SLO	1 JAN 2008	6.62 -1.5	6.80 -0.6	X +0.3	6.80 -0.6		
10	547	SANTOS Gabriel Portugal	POR	17 MAR 2007	X +0.4	6.66 +0.3	6.78 -0.1	6.78 -0.1		
11	631	PATÓCS Jakub Slovak Republic	SVK	3 JUL 2008	6.20 +0.4	6.41 +0.3	6.71 +0.7	6.71 +0.7		PB
12	586	BEZKORVAJNIJ Aleks Serbia	SRB	7 NOV 2007	X +0.8	X +0.6	6.70 -0.3	6.70 -0.3		
12	469	AVIA Brajan Republic of North Macedonia	MKD	2 JUN 2007	6.70 -1.0	X -0.5	X +0.4	6.70 -1.0		
14	684	REZANOV Vladyslav Ukraine	UKR	4 DEC 2007	6.53	6.39 -1.1	6.36 -0.4	6.53		
	319	TROTZKY Gian Luca Germany	GER	25 JAN 2007	X +0.7	X -0.5	X +0.3	NM		

Starting order	1	2	3	4	5	6	7	8	9	10	11	12	13	14
	437	684	511	255	359	319	547	608	586	631	469	493	575	199
Starting order	15													
	335													

GROUP B Start Time: 9:25 End Time: 10:52

THU 18 JUL 2024
Start Time

9:30

Long Jump Men

Qualification

Results

EUROPEAN U18 BEST	8.12 KUZNYETSOV Viktor	UKR	Brovary (UKR)	20 DEC 2003
CHAMPIONSHIP BEST	8.04 FURLANI Mattia	ITA	Givat Ram Stadium, Jerusalem (ISR)	5 JUL 2022
EUROPEAN U18 LEAD	7.90 INZOLI Daniele Leonardo	ITA	Centro Sportivo Fontanassa, Savona (ITA)	15 MAY 2024

GROUP B Start Time: 9:25 End Time: 10:52

Rank	Bib	Name	Ctry Code	Date of Birth	1	2	3	Result	Wind
1	421	INZOLI Daniele Leonardo Italy	ITA	12 AUG 2008	7.52 +0.3			7.52 +0.3	Q
2	603	HASLER Noah Switzerland	SUI	1 JAN 2008	X	7.15 -1.5	7.23 +1.2	7.23 +1.2	q PB
3	187	GARCIA Ivan Spain	ESP	2 MAY 2007	7.04 +1.3	4.98 +0.5	3.47 +1.1	7.04 +1.3	q
4	220	JUSSILA Samuel Finland	FIN	29 NOV 2007	X	6.61 -1.7	7.00 +0.6	7.00 +0.6	q PB
5	369	PUTSAY Bence Hungary	HUN	27 JUL 2007	X	6.83 -1.0	6.97 +1.7	6.97 +1.7	q
6	348	TZELEPIS Sarantis Greece	GRE	1 JAN 2008	6.97 -0.8	6.80 -1.4	X	6.97 -0.8	
7	213	PUJESTEE Ron Sebastian Estonia	EST	28 APR 2007	6.94 +0.2	6.77 -1.1	6.94 +0.7	6.94 +0.2	
8	385	KENT Michael Ireland	IRL	27 JUL 2007	X	6.64 -0.5	6.90 +1.7	6.90 +1.7	
9	682	PLOTNYKOV Maksym Ukraine	UKR	6 MAR 2007	6.87 +0.7	6.57 +0.5	X	6.87 +0.7	
10	130	YANKOV Teodor Bulgaria	BUL	15 MAR 2008	X	6.80 +0.9	X	6.80 +0.6	
11	570	KRIŽAJ Demian Slovenia	SLO	1 JAN 2008	X	X	6.71 +0.3	6.71 +0.3	
12	519	MAZUR Jakub Poland	POL	22 JUN 2008	X	6.56 +0.4	6.66 -1.0	6.66 -1.0	
13	564	VACARESCU Leonard Gabri Romania	ROU	1 JAN 2007	6.65	X	6.54 -1.1	6.65	
14	103	BRIEL Raphael Austria	AUT	1 JAN 2007	6.46 -0.2	6.55 +1.0	6.52 -0.5	6.55 +1.0	
15	281	KAMARAULI Giorgi Georgia	GEO	26 DEC 2007	5.86 +1.0	5.88 +1.1	5.87 +0.4	5.88 +1.1	

Starting order	1	2	3	4	5	6	7	8	9	10	11	12	13	14
	519	564	281	103	130	570	682	187	385	369	348	220	421	603
Starting order	15													
	213													

Qualification: Qualifying performance 7.33 (Q) or at least 12 best performers (q) advance to the Final

THU 18 JUL 2024
Start Time

9:30

Long Jump Men

Qualification

Results

EUROPEAN U18 BEST	8.12 KUZNYETSOV Viktor	UKR	Brovary (UKR)	20 DEC 2003
CHAMPIONSHIP BEST	8.04 FURLANI Mattia	ITA	Givat Ram Stadium, Jerusalem (ISR)	5 JUL 2022
EUROPEAN U18 LEAD	7.90 INZOLI Daniele Leonardo	ITA	Centro Sportivo Fontanassa, Savona (ITA)	15 MAY 2024

Weather conditions

Start of the event:
End of the event:

Temperature

21°C
21°C

Humidity

76%
76%

Conditions

Partly cloudy
Partly cloudy

Legend:

NM	No Mark	PB	Personal Best	Q	Qualified by standard	q	Qualified without standard
X	Failure						

THU 18 JUL 2024
 Start Time

9:30

Long Jump Men
Qualification
Results Summary

EUROPEAN U18 BEST	8.12 KUZNYETSOV Viktor	UKR	Brovary (UKR)	20 DEC 2003
CHAMPIONSHIP BEST	8.04 FURLANI Mattia	ITA	Givat Ram Stadium, Jerusalem (ISR)	5 JUL 2022
EUROPEAN U18 LEAD	7.90 INZOLI Daniele Leonardo	ITA	Centro Sportivo Fontanassa, Savona (ITA)	15 MAY 2024

Rank	Bib	Name	Ctry Code	Group	Position	Wind	Result	
1	199	PEREZ Anthony Yunier	ESP	A	1	-0.1	7.53	Q PB
2	421	INZOLI Daniele Leonardo	ITA	B	1	+0.3	7.52	Q
3	335	KOULOURIS Arsenios	GRE	A	2	+1.1	7.46	Q PB
4	511	GROCHOWSKI Krzysztof	POL	A	3	-0.1	7.39	Q
5	359	HAJDU Áron	HUN	A	4	+0.1	7.38	Q
6	255	MOURIE Remi	FRA	A	5	-0.2	7.28	q
7	603	HASLER Noah	SUI	B	2	+1.2	7.23	q PB
8	608	MARTINEZ-ALDAMA Basile	SUI	A	6	+0.9	7.19	q PB
9	493	OMMUNDSEN JOHNSEN Anthony	NOR	A	7	+0.6	7.07	q
10	187	GARCIA Ivan	ESP	B	3	+1.3	7.04	q
11	220	JUSSILA Samuel	FIN	B	4	+0.6	7.00	q PB
12	369	PUTSAY Bence	HUN	B	5	+1.7	6.97	q
13	348	TZELEPIS Sarantis	GRE	B	6	-0.8	6.97	
14	213	PUIESTEE Ron Sebastian	EST	B	7	+0.2	6.94	
15	385	KENT Michael	IRL	B	8	+1.7	6.90	
16	682	PLOTNYKOV Maksym	UKR	B	9	+0.7	6.87	
17	437	SPRINGETH Maximilian	ITA	A	8	-0.4	6.82	
18	575	MODRIJANČIČ Matic	SLO	A	9	-0.6	6.80	
19	130	YANKOV Teodor	BUL	B	10	+0.6	6.80	
20	547	SANTOS Gabriel	POR	A	10	-0.1	6.78	
21	631	PATÓCS Jakub	SVK	A	11	+0.7	6.71	PB
22	570	KRIŽAJ Demian	SLO	B	11	+0.3	6.71	
23	586	BEZKORVAJNIJ Aleks	SRB	A	12	-0.3	6.70	
23	469	AVIA Brajan	MKD	A	12	-1.0	6.70	
25	519	MAZUR Jakub	POL	B	12	-1.0	6.66	
26	564	VACARESCU Leonard Gabri	ROU	B	13		6.65	
27	103	BRIEL Raphael	AUT	B	14	+1.0	6.55	
28	684	REZANOV Vladyslav	UKR	A	14		6.53	
29	281	KAMARAUJI Giorgi	GEO	B	15	+1.1	5.88	
	319	TROTZKY Gian Luca	GER	A			NM	

Qualification: Qualifying performance 7.33 (Q) or at least 12 best performers (q) advance to the Final

Legend:	NM No Mark	PB Personal Best	Q Qualified by standard	q Qualified without standard
----------------	-------------------	-------------------------	--------------------------------	-------------------------------------

SUN 21 JUL 2024
 Start Time

16:00

Final
Results

EUROPEAN U18 BEST	16.65	TIMOFEYEV Sergey	URS	Adler (URS)	27 APR 1984
CHAMPIONSHIP BEST	16.03	LAMOU Martin	FRA	New District Stadium, Tbilisi (GEO)	17 JUL 2016
EUROPEAN U18 LEAD	15.57	HAVRYLIUK Stanislav	UKR	Stadion SKIF, Lviv (UKR)	30 JUN 2024

Start Time: 16:10 End Time: 17:24

Rank	Bib	Name	Ctry Code	Date of Birth	1	2	3	4	5	6	Result	Wind
1	250	IDINNA Emmanuel France	FRA	10 AUG 2007	15.36 -1.8	15.57 -2.2	X -1.6	14.88 -2.0	X -2.4	15.85 -2.0	15.85	EU18L
2	415	CROTTI Francesco Efeosa Italy	ITA	16 MAR 2007	14.72 -2.0	X -2.2	X -1.7	15.49 -1.2	X -1.7	X -1.4	15.49	PB
3	302	MAURER Benedikt Germany	GER	19 MAR 2007	X -1.3	14.60 -3.1	15.11 -1.0	14.92 -0.7	X -1.4	14.64 -1.6	15.11	PB
4	563	UNGUROAICA Eduard Florin Romania	ROU	26 MAR 2007	14.66 -1.4	15.05 -2.0	14.69 -1.3	15.08 -0.3	X -0.6	14.64 -2.7	15.08	-0.3
5	123	BARBOSA FIRMINO Zinga Bulgaria	BUL	8 JUL 2007	14.97 -1.2	14.30 -1.6	15.08 -0.7	14.79 -1.2	14.95 -2.0	14.83 -0.8	15.08	-0.7
6	529	WZIAŃEK Szymon Poland	POL	26 MAR 2007	14.64 -1.7	15.04 -1.8	14.88 -0.1	14.66 -1.2	14.95 -2.2	14.57 -1.6	15.04	PB
7	671	HAVRYLIUK Stanislav Ukraine	UKR	4 JAN 2007	X -0.9	X -1.4	14.93 -0.6	14.81 -2.6	14.69 -1.8	X -0.8	14.93	-0.6
8	562	STAN Ștefan Alexandru Romania	ROU	1 JAN 2007	14.22 -3.3	14.50 -0.7	14.87 -0.7	14.37 -3.0	14.35 -2.8	X -1.5	14.87	-0.7
9	335	KOULOURIS Arsenios Greece	GRE	30 OCT 2007	14.71 -1.9	14.53 -1.9	14.60 -1.0				14.71	-1.9
10	658	ÇOLAK Emre Türkiye	TUR	2 NOV 2007	14.63 -1.8	X -1.5	14.58 -2.2				14.63	-1.8
11	247	EDZOA MVE Antoine France	FRA	11 JUL 2007	14.44 -1.4	14.02 -1.5	14.51 -1.3				14.51	-1.3
12	520	MIKUŚKIEWICZ Emilian Poland	POL	4 APR 2007	X -1.5	13.89 -1.5	13.99 -2.3				13.99	-2.3

Starting order	1	2	3	4	5	6	7	8	9	10	11	12
Initial	250	563	335	123	247	529	671	562	415	520	658	302
4th and 5th attempts	415	562	671	529	563	123	302	250				
Final	562	671	529	123	563	302	415	250				

Weather conditions

 Start of the event:
 End of the event:

Temperature

 29°C
 29°C

Humidity

 51%
 51%

Conditions

 Clear sky
 Clear sky

Legend:
EU18L European U18 Lead **PB** Personal Best **X** Failure

SAT 20 JUL 2024
 Start Time

12:30

Triple Jump Men
Qualification
Results

EUROPEAN U18 BEST	16.65	TIMOFEYEV Sergey	URS	Adler (URS)	27 APR 1984
CHAMPIONSHIP BEST	16.03	LAMOU Martin	FRA	New District Stadium, Tbilisi (GEO)	17 JUL 2016
EUROPEAN U18 LEAD	15.57	HAVRYLIUK Stanislav	UKR	Stadion SKIF, Lviv (UKR)	30 JUN 2024

GROUP A Start Time: 12:27 End Time: 13:16

Rank	Bib	Name	Ctry Code	Date of Birth	1	2	3	Result	Wind		
1	335	KOULOURIS Arsenios Greece	GRE	30 OCT 2007	X 14.52 -1.2	15.20 -1.2	15.20 -1.3	15.20 -1.3	Q	PB	
2	247	EDZOA MVE Antoine France	FRA	11 JUL 2007	14.71 -0.6	14.82 -1.9	15.06 -1.7	15.06 -1.7	q	PB	
3	671	HAVRYLIUK Stanislav Ukraine	UKR	4 JAN 2007	14.31 -2.1	14.86 -0.8	14.91 -0.6	14.91 -0.6	q		
4	415	CROTTI Francesco Efeosa Italy	ITA	16 MAR 2007	X -1.4	X -1.6	14.90 -0.9	14.90 -0.9	q		
5	658	COLAK Emre Türkiye	TUR	2 NOV 2007	14.79 -1.4	14.68 -1.7	14.86 -0.8	14.86 -0.8	q		
6	520	MIKUŚKIEWICZ Emilian Poland	POL	4 APR 2007	13.66 -1.2	14.01 -2.4	14.70 -1.5	14.70 -1.5	q	PB	
7	562	STAN Ștefan Alexandru Romania	ROU	1 JAN 2007	14.60 -0.8	14.41 -1.6	14.46 -1.4	14.60 -0.8	q		
8	180	CURTO Oscar Spain	ESP	24 NOV 2007	13.73 -1.1	X -2.0	14.15 -1.3	14.15 -1.3			
9	450	TURKIS Roberts Latvia	LAT	31 JUL 2007	X -1.7	13.16 -2.2	14.09 -1.2	14.09 -1.2			
10	322	YAMAH Joel Germany	GER	18 FEB 2008	X -1.5	13.88 -1.6	X -1.9	13.88 -1.6			
11	568	DOVŠAK Gašper Slovenia	SLO	1 JAN 2007	X -2.2	13.49 -1.8	13.74 -1.6	13.74 -1.6			
12	398	BEILIN Itamar Israel	ISR	3 OCT 2007	X -2.0	13.37 -1.3	13.74 -0.5	13.74 -0.5			
13	458	LAPINSKAS Karolis Lithuania	LTU	13 DEC 2007	13.53 -1.1	13.64 -0.6	X -1.5	13.64 -0.6			

Starting order	1	2	3	4	5	6	7	8	9	10	11	12	13
	180	658	415	568	520	562	671	322	247	335	458	398	450

GROUP B Start Time: 12:27 End Time: 13:11

Rank	Bib	Name	Ctry Code	Date of Birth	1	2	3	Result	Wind		
1	250	IDINNA Emmanuel France	FRA	10 AUG 2007	14.96 -1.4	15.25 -0.6		15.25 -0.6	Q	PB	

SAT 20 JUL 2024
Start Time

12:30

Triple Jump Men

Qualification

Results

EUROPEAN U18 BEST	16.65	TIMOFEYEV Sergey	URS	Adler (URS)	27 APR 1984
CHAMPIONSHIP BEST	16.03	LAMOU Martin	FRA	New District Stadium, Tbilisi (GEO)	17 JUL 2016
EUROPEAN U18 LEAD	15.57	HAVRYLIUK Stanislav	UKR	Stadion SKIF, Lviv (UKR)	30 JUN 2024

GROUP B Start Time: 12:27 End Time: 13:11

Rank	Bib	Name	Ctry Code	Date of Birth	1	2	3	Result	Wind	
2	302	MAURER Benedikt Germany	GER	19 MAR 2007	14.90 -1.4	14.72 -0.3	15.07 -2.3	15.07	-2.3	q PB
3	563	UNGUROAICA Eduard Florin Romania	ROU	26 MAR 2007	X -1.9	14.99 -1.7	X -1.1	14.99	-1.7	q
4	123	BARBOSA FIRMINO Zinga Bulgaria	BUL	8 JUL 2007	X -0.8	14.33 -0.6	14.67 -0.9	14.67	-0.9	q
5	529	WZIĄTEK Szymon Poland	POL	26 MAR 2007	X -1.7	14.54 -1.2	14.66 -0.4	14.66	-0.4	q
6	100	HOVHANMISYAN Manuk Armenia	ARM	1 JAN 2008	14.03 -0.7	14.07 -2.0	14.35 -1.5	14.35	-1.5	
7	653	SVENSSON Malte Sweden	SWE	3 OCT 2007	X -1.1	X -1.4	14.13 +0.1	14.13	+0.1	
8	179	CUNS Gonzalo Spain	ESP	20 DEC 2007	X -1.4	13.82 -0.5	13.98 -0.7	13.98	-0.7	
9	140	CHRISTODOULOU Xenios Cyprus	CYP	19 SEP 2008	13.96 -2.4	X -1.3	X -1.1	13.96	-2.4	
10	339	PAPADIMITRIOU Stavros Greece	GRE	18 SEP 2008	X -1.3	X -1.5	13.91 -0.1	13.91	-0.1	
11	624	HOUNDJO Alex Slovak Republic	SVK	9 AUG 2008	X -1.2	13.90 -1.1	13.55 0.0	13.90	-1.1	
12	576	NOGRAŠEK Luka Slovenia	SLO	28 JUL 2007	13.64 -1.0	13.88 -0.8	X -2.0	13.88	-0.8	
	419	FURLAN Fabio Italy	ITA	22 MAY 2007				DNS		

Starting order	1	2	3	4	5	6	7	8	9	10	11	12	13
	624	100	419	576	302	563	653	339	529	123	140	179	250

Qualification: Qualifying performance 15.10 (Q) or at least 12 best performers (q) advance to the Final

Weather conditions

Start of the event:
End of the event:

Temperature

24°C
24°C

Humidity

58%
58%

Conditions

Overcast
Overcast

Legend:	Did not Start	PB	Personal Best	Q	Qualified by standard	q	Qualified without standard
DNS	Failure						
X							

SAT 20 JUL 2024
 Start Time

12:30

Triple Jump Men
Qualification
Results Summary

EUROPEAN U18 BEST	16.65	TIMOFEYEV Sergey	URS	Adler (URS)	27 APR 1984
CHAMPIONSHIP BEST	16.03	LAMOU Martin	FRA	New District Stadium, Tbilisi (GEO)	17 JUL 2016
EUROPEAN U18 LEAD	15.57	HAVRYLIUK Stanislav	UKR	Stadion SKIF, Lviv (UKR)	30 JUN 2024

Rank	Bib	Name	Ctry Code	Group	Position	Wind	Result		
1	250	IDINNA Emmanuel	FRA	B	1	-0.6	15.25	Q	PB
2	335	KOULOURIS Arsenios	GRE	A	1	-1.3	15.20	Q	PB
3	302	MAURER Benedikt	GER	B	2	-2.3	15.07	q	PB
4	247	EDZOA MVE Antoine	FRA	A	2	-1.7	15.06	q	PB
5	563	UNGUROAICA Eduard Florin	ROU	B	3	-1.7	14.99	q	
6	671	HAVRYLIUK Stanislav	UKR	A	3	-0.6	14.91	q	
7	415	CROTTI Francesco Efeosa	ITA	A	4	-0.9	14.90	q	
8	658	ÇOLAK Emre	TUR	A	5	-0.8	14.86	q	
9	520	MIKUŠKIEWICZ Emilian	POL	A	6	-1.5	14.70	q	PB
10	123	BARBOSA FIRMINO Zinga	BUL	B	4	-0.9	14.67	q	
11	529	WZIĄTEK Szymon	POL	B	5	-0.4	14.66	q	
12	562	STAN Ștefan Alexandru	ROU	A	7	-0.8	14.60	q	
13	100	HOVHANMISYAN Manuk	ARM	B	6	-1.5	14.35		
14	180	CURTO Oscar	ESP	A	8	-1.3	14.15		
15	653	SVENSSON Malte	SWE	B	7	+0.1	14.13		
16	450	TURKIS Roberts	LAT	A	9	-1.2	14.09		
17	179	CUNS Gonzalo	ESP	B	8	-0.7	13.98		
18	140	CHRISTODOULOU Xenios	CYP	B	9	-2.4	13.96		
19	339	PAPADIMITRIOU Stavros	GRE	B	10	-0.1	13.91		
20	624	HOUNDJO Alex	SVK	B	11	-1.1	13.90		
21	576	NOGRAŠEK Luka	SLO	B	12	-0.8	13.88		
22	322	YAMAH Joel	GER	A	10	-1.6	13.88		
23	568	DOVŠAK Gašper	SLO	A	11	-1.6	13.74		
24	398	BEILIN Itamar	ISR	A	12	-0.5	13.74		
25	458	LAPINSKAS Karolis	LTU	A	13	-0.6	13.64		
	419	FURLAN Fabio	ITA	B			DNS		

Qualification: Qualifying performance 15.10 (Q) or at least 12 best performers (q) advance to the Final

Legend:	DNS Did not Start	PB Personal Best	Q Qualified by standard	q Qualified without standard
----------------	--------------------------	-------------------------	--------------------------------	-------------------------------------

SAT 20 JUL 2024
 Start Time

10:01

Final
Results

EUROPEAN U18 BEST	23.23	BRZOZOWSKI Krzysztof	POL Singapore	22 AUG 2010
CHAMPIONSHIP BEST	21.51	MOUZENIDIS Odysseas	GRE New District Stadium, Tbilisi (GEO)	15 JUL 2016
EUROPEAN U18 LEAD	20.45	CIOBANU Ștefan Alexandru	ROU București (ROU)	23 JUN 2024

Start Time: 10:01 End Time: 11:03

Rank	Bib	Name	Ctry Code	Date of Birth	1	2	3	4	5	6	Result
1	552	CIOBANU Ștefan Alexandru Romania	ROU	31 JAN 2007	18.96	19.58	19.44	X	19.37	19.99	19.99
2	640	ELLGREN Ludvig Sweden	SWE	23 OCT 2007	17.72	17.91	17.51	18.97	19.19	18.72	19.19 PB
3	135	FERINA Jan Croatia	CRO	14 JAN 2007	18.00	19.00	X	X	X	19.04	19.04
4	465	CUTCOVEȚCHI Denis Moldova	MDA	1 FEB 2007	17.85	17.89	X	18.40	19.04	X	19.04
5	523	RODZIAK Jakub Poland	POL	30 APR 2007	17.98	X	17.98	18.91	X	X	18.91
6	501	ARMSTRONG Dominik Poland	POL	7 JAN 2007	17.89	18.44	17.66	18.30	18.26	18.75	18.75 PB
7	301	KUNKEL Simon Germany	GER	7 JUL 2007	17.18	17.21	18.09	18.60	X	X	18.60 PB
8	290	GRÖNINGER Andreas Germany	GER	1 JAN 2007	X	X	18.00	X	X	X	18.00
9	656	AKYILDIZ Kerim Türkiye	TUR	7 MAY 2007	16.87	16.54	16.22				16.87
10	120	MAHMIĆ Enhar Bosnia & Herzegovina	BIH	5 JUN 2008	16.76	X	X				16.76
11	674	LAVRYK Maksym Ukraine	UKR	27 MAR 2007	16.59	15.75	X				16.59
12	655	WÄNGELIN Lowe Sweden	SWE	22 FEB 2007	X	X	16.54				16.54

Starting order	1	2	3	4	5	6	7	8	9	10	11	12
Initial	640	135	523	465	552	120	290	656	674	501	655	301
4th and 5th attempts	465	640	523	290	301	501	135	552				
Final	290	501	301	523	135	465	640	552				

Weather conditions

 Start of the event:
 End of the event:

Temperature

 23°C
 23°C

Humidity

 64%
 64%

Conditions

 Overcast
 Overcast

Legend:
PB Personal Best **X** Failure

FRI 19 JUL 2024
Start Time

13:00

Qualification

Results

EUROPEAN U18 BEST	23.23	BRZOWSKI Krzysztof	POL	Singapore	22 AUG 2010
CHAMPIONSHIP BEST	21.51	MOUZENIDIS Odysseas	GRE	New District Stadium, Tbilisi (GEO)	15 JUL 2016
EUROPEAN U18 LEAD	20.45	CIOBANU Ștefan Alexandru	ROU	București (ROU)	23 JUN 2024

GROUP A Start Time: 12:51 End Time: 13:24

Rank	Bib	Name	Ctry Code	Date of Birth	1	2	3	Result
1	135	FERINA Jan Croatia	CRO	14 JAN 2007	17.35	19.27		19.27 Q
2	640	ELLGREN Ludvig Sweden	SWE	23 OCT 2007	17.64	17.62	18.87	18.87 Q PB
3	290	GRÖNINGER Andreas Germany	GER	1 JAN 2007	16.40	X	18.43	18.43 q
4	501	ARMSTRONG Dominik Poland	POL	7 JAN 2007	17.60	17.85	X	17.85 q
5	656	AKYILDIZ Kerim Türkiye	TUR	7 MAY 2007	15.78	17.20	16.06	17.20 q PB
6	555	FILIMON Raul Andrei Romania	ROU	1 JAN 2008	16.56	16.96	X	16.96
7	121	TALIĆ Almin Bosnia & Herzegovina	BIH	9 DEC 2008	15.66	16.73	15.48	16.73
8	232	PAKSUNIEMI Valteri Finland	FIN	17 NOV 2007	15.74	X	X	15.74
9	668	BATARCHUK Danylo Ukraine	UKR	18 JUL 2007	14.86	15.58	15.70	15.70

Starting order	1	2	3	4	5	6	7	8	9
	656	668	555	232	640	501	290	121	135

GROUP B Start Time: 12:50 End Time: 13:17

Rank	Bib	Name	Ctry Code	Date of Birth	1	2	3	Result
1	552	CIOBANU Ștefan Alexandru Romania	ROU	31 JAN 2007	19.14			19.14 Q
2	465	CUTCOVEȚCHI Denis Moldova	MDA	1 FEB 2007	18.27	X	X	18.27 q
3	523	RODZIAK Jakub Poland	POL	30 APR 2007	17.62	18.00	18.17	18.17 q
4	674	LAVRYK Maksym Ukraine	UKR	27 MAR 2007	X	X	17.82	17.82 q
5	655	WÄNGELIN Lowe Sweden	SWE	22 FEB 2007	17.06	17.42	X	17.42 q
6	301	KUNKEL Simon Germany	GER	7 JUL 2007	16.67	16.27	17.33	17.33 q
7	120	MAHMIĆ Enhar Bosnia & Herzegovina	BIH	5 JUN 2008	17.04	X	16.12	17.04 q
8	217	BROMAN Alexander Finland	FIN	20 OCT 2007	X	16.87	X	16.87
9	195	MELGAR Victor Spain	ESP	28 MAR 2007	16.45	16.38	16.17	16.45

Starting order	1	2	3	4	5	6	7	8	9
	674	552	120	523	301	655	217	465	195

Qualification: Qualifying performance 18.80 (Q) or at least 12 best performers (q) advance to the Final

Results

EUROPEAN U18 BEST	23.23	BRZOWSKI Krzysztof	POL	Singapore	22 AUG 2010
CHAMPIONSHIP BEST	21.51	MOUZENIDIS Odysseas	GRE	New District Stadium, Tbilisi (GEO)	15 JUL 2016
EUROPEAN U18 LEAD	20.45	CIOBANU Ștefan Alexandru	ROU	București (ROU)	23 JUN 2024

Weather conditions

Start of the event:
End of the event:

Temperature

26°C
26°C

Humidity

62%
62%

Conditions

Partly cloudy
Partly cloudy

Legend:	PB Personal Best	Q Qualified by standard	q Qualified without standard	X Failure
----------------	-------------------------	--------------------------------	-------------------------------------	------------------

FRI 19 JUL 2024
Start Time

13:00

Qualification

Results Summary

EUROPEAN U18 BEST	23.23	BRZOZOWSKI Krzysztof	POL	Singapore	22 AUG 2010
CHAMPIONSHIP BEST	21.51	MOUZENIDIS Odysseas	GRE	New District Stadium, Tbilisi (GEO)	15 JUL 2016
EUROPEAN U18 LEAD	20.45	CIOBANU Ștefan Alexandru	ROU	București (ROU)	23 JUN 2024

Rank	Bib	Name	Ctry Code	Group	Position	Result
1	135	FERINA Jan	CRO	A	1	19.27 Q
2	552	CIOBANU Ștefan Alexandru	ROU	B	1	19.14 Q
3	640	ELLGREN Ludvig	SWE	A	2	18.87 Q PB
4	290	GRÖNINGER Andreas	GER	A	3	18.43 q
5	465	CUTCOVEȚCHI Denis	MDA	B	2	18.27 q
6	523	RODZIAK Jakub	POL	B	3	18.17 q
7	501	ARMSTRONG Dominik	POL	A	4	17.85 q
8	674	LAVRYK Maksym	UKR	B	4	17.82 q
9	655	WÄNGELIN Lowe	SWE	B	5	17.42 q
10	301	KUNKEL Simon	GER	B	6	17.33 q
11	656	AKYILDIZ Kerim	TUR	A	5	17.20 q PB
12	120	MAHMIĆ Enhar	BIH	B	7	17.04 q
13	555	FILIMON Raul Andrei	ROU	A	6	16.96
14	217	BROMAN Alexander	FIN	B	8	16.87
15	121	TALIĆ Almin	BIH	A	7	16.73
16	195	MELGAR Victor	ESP	B	9	16.45
17	232	PAKSUNIEMI Valtteri	FIN	A	8	15.74
18	668	BATARCHUK Danylo	UKR	A	9	15.70

Qualification: Qualifying performance 18.80 (Q) or at least 12 best performers (q) advance to the Final

Legend:	PB Personal Best	Q Qualified by standard	q Qualified without standard
----------------	-------------------------	--------------------------------	-------------------------------------

FRI 19 JUL 2024
 Start Time

19:15

Final
Results

EUROPEAN U18 BEST	77.50 NESTERENKO Mykyta	UKR Koncha-Zaspa, Kyiv (UKR)	19 MAY 2008
CHAMPIONSHIP BEST	64.51 BRUDIN Mykhailo	UKR Givat Ram Stadium, Jerusalem (ISR)	5 JUL 2022
EUROPEAN U18 LEAD	63.42 ELLGREN Ludvig	SWE Sollentunavallen, Sollentuna (SWE)	16 JUN 2024

Start Time: 19:12 End Time: 20:23

Rank	Bib	Name	Ctry Code	Date of Birth	1	2	3	4	5	6	Result
1	523	RODZIAK Jakub Poland	POL	30 APR 2007	59.23	61.89	64.21	62.08	X	X	64.21 WU18L
2	678	LYSTOPAD Yaroslav Ukraine	UKR	3 SEP 2007	56.74	58.53	60.93	57.18	59.27	60.48	60.93
3	379	CRAMPTON Cian Ireland	IRL	17 JAN 2007	57.98	60.55	X	57.92	60.23	59.30	60.55 NU18B
4	668	BATARCHUK Danylo Ukraine	UKR	18 JUL 2007	60.29	58.51	56.86	58.02	56.27	X	60.29
5	640	ELLGREN Ludvig Sweden	SWE	23 OCT 2007	53.69	58.96	58.32	X	X	57.58	58.96
6	465	CUTCOVEȚCHI Denis Moldova	MDA	1 FEB 2007	54.60	55.21	X	54.39	55.82	55.95	55.95
7	208	IIR Sten-Erik Estonia	EST	15 SEP 2007	51.79	54.48	55.51	X	51.95	X	55.51 PB
8	406	BARTOLINI Mattia Italy	ITA	15 OCT 2008	54.62	X	X	54.73	X	52.58	54.73
9	596	BIRRI Francis Switzerland	SUI	1 JAN 2007	X	54.21	50.64				54.21
10	104	GAISBAUER Stefan Austria	AUT	1 JAN 2007	53.75	53.10	X				53.75
11	637	BÉLEC Christoffer Sweden	SWE	14 AUG 2007	39.04	51.17	53.09				53.09
	416	D'ANGELO Francesco Italy	ITA	3 FEB 2007	X	X	X				NM

Starting order	1	2	3	4	5	6	7	8	9	10	11	12
Initial	678	379	416	465	406	208	668	596	637	104	640	523
4th and 5th attempts	406	465	208	640	668	379	678	523				
Final	406	208	465	640	668	379	678	523				

Weather conditions

 Start of the event:
 End of the event:

Temperature

 26°C
 26°C

Humidity

 57%
 57%

Conditions

 Few clouds
 Few clouds

Legend:	NM No Mark	NU18B National U18 Best	PB Personal Best	WU18L World U18 Lead
X Failure				

Results

EUROPEAN U18 BEST	77.50	NESTERENKO Mykyta	UKR	Koncha-Zaspa, Kyiv (UKR)	19 MAY 2008
CHAMPIONSHIP BEST	64.51	BRUDIN Mykhailo	UKR	Givat Ram Stadium, Jerusalem (ISR)	5 JUL 2022
EUROPEAN U18 LEAD	63.42	ELLGREN Ludvig	SWE	Sollentunavallen, Sollentuna (SWE)	16 JUN 2024

GROUP A Start Time: 15:32 End Time: 16:03

Rank	Bib	Name	Ctry Code	Date of Birth	1	2	3	Result	
1	640	ELLGREN Ludvig Sweden	SWE	23 OCT 2007	59.84			59.84	Q
2	416	D'ANGELO Francesco Italy	ITA	3 FEB 2007	48.74	55.05	56.45	56.45	q PB
3	668	BATARCHUK Danylo Ukraine	UKR	18 JUL 2007	55.85	56.40	52.52	56.40	q
4	104	GAISBAUER Stefan Austria	AUT	1 JAN 2007	54.84	51.09	54.51	54.84	q
5	208	IIR Sten-Erik Estonia	EST	15 SEP 2007	54.07	52.51	X	54.07	q PB
6	531	ZAJAC Szymon Poland	POL	21 AUG 2008	49.54	48.08	50.92	50.92	
7	332	KANOTZIAN Chrysovalantis Greece	GRE	22 NOV 2007 YC	X	X	47.20	47.20	TR7.1(C)
8	287	EMMRICH Max Louis Germany	GER	1 JAN 2008	38.90	46.69	X	46.69	
9	459	DELARUE Noa Luxembourg	LUX	1 JAN 2007	45.93	X	X	45.93	
10	478	PETER Hidde Netherlands	NED	3 JAN 2008	X	45.00	X	45.00	

Starting order	1	2	3	4	5	6	7	8	9	10
	640	478	416	531	332	104	668	287	208	459

GROUP B Start Time: 16:44 End Time: 17:15

Rank	Bib	Name	Ctry Code	Date of Birth	1	2	3	Result	
1	523	RODZIAK Jakub Poland	POL	30 APR 2007	62.14			62.14	Q PB
2	379	CRAMPTON Cian Ireland	IRL	17 JAN 2007	58.59			58.59	Q SB
3	678	LYSTOPAD Yaroslav Ukraine	UKR	3 SEP 2007	54.55	52.49	56.24	56.24	q
4	465	CUTCOVETCHI Denis Moldova	MDA	1 FEB 2007	55.33	53.86	54.51	55.33	q
5	406	BARTOLINI Mattia Italy	ITA	15 OCT 2008	54.73	50.25	55.18	55.18	q
6	596	BIRRI Francis Switzerland	SUI	1 JAN 2007	X	54.58	X	54.58	q PB
7	637	BÉLEC Christoffer Sweden	SWE	14 AUG 2007	50.06	53.21	50.02	53.21	q
8	447	SAMAUSKIS Toms Latvia	LAT	28 MAY 2008	43.88	48.89	X	48.89	
9	265	GARRETT Owen Great Britain & Northern Ireland	GBR		44.57	46.15	48.32	48.32	
10	364	KOVÁCS Lőrinc Hungary	HUN	16 JUN 2007	35.88	46.99	X	46.99	

Starting order	1	2	3	4	5	6	7	8	9	10
	406	596	447	678	364	379	265	523	637	465

Results

EUROPEAN U18 BEST	77.50	NESTERENKO Mykyta	UKR Koncha-Zaspa, Kyiv (UKR)	19 MAY 2008
CHAMPIONSHIP BEST	64.51	BRUDIN Mykhailo	UKR Givat Ram Stadium, Jerusalem (ISR)	5 JUL 2022
EUROPEAN U18 LEAD	63.42	ELLGREN Ludvig	SWE Sollentunavallen, Sollentuna (SWE)	16 JUN 2024

Qualification: Qualifying performance 58.00 (Q) or at least 12 best performers (q) advance to the Final

Weather conditions

Start of the event:

End of the event:

Temperature

29°C

29°C

Humidity

48%

52%

Conditions

Partly cloudy

Few clouds

Note:

Yellow Card received in this or another event

Legend:

PB	Personal Best	Q	Qualified by standard	q	Qualified without standard	SB	Season Best
TR	Technical Rule	X	Failure	YC	Yellow Card		

THU 18 JUL 2024
 Start Time

15:35

Qualification
Results Summary

EUROPEAN U18 BEST	77.50 NESTERENKO Mykyta	UKR Koncha-Zaspa, Kyiv (UKR)	19 MAY 2008
CHAMPIONSHIP BEST	64.51 BRUDIN Mykhailo	UKR Givat Ram Stadium, Jerusalem (ISR)	5 JUL 2022
EUROPEAN U18 LEAD	63.42 ELLGREN Ludvig	SWE Sollentunavallen, Sollentuna (SWE)	16 JUN 2024

Rank	Bib	Name	Ctry Code	Group	Position	Result		
1	523	RODZIAK Jakub	POL	B	1	62.14	Q	PB
2	640	ELLGREN Ludvig	SWE	A	1	59.84	Q	
3	379	CRAMPTON Cian	IRL	B	2	58.59	Q	SB
4	416	D'ANGELO Francesco	ITA	A	2	56.45	q	PB
5	668	BATARCHUK Danylo	UKR	A	3	56.40	q	
6	678	LYSTOPAD Yaroslav	UKR	B	3	56.24	q	
7	465	CUTCOVEȚCHI Denis	MDA	B	4	55.33	q	
8	406	BARTOLINI Mattia	ITA	B	5	55.18	q	
9	104	GAISBAUER Stefan	AUT	A	4	54.84	q	
10	596	BIRRI Francis	SUI	B	6	54.58	q	PB
11	208	IIR Sten-Erik	EST	A	5	54.07	q	PB
12	637	BÉLEC Christoffer	SWE	B	7	53.21	q	
13	531	ZAJĄC Szymon	POL	A	6	50.92		
14	447	SAMAUSKIS Toms	LAT	B	8	48.89		
15	265	GARRETT Owen	GBR	B	9	48.32		
16	332	KANOTZIAN Chrysovalantis	GRE	A	7	47.20	YC	TR7.1(C)
17	364	KOVÁCS Lőrinc	HUN	B	10	46.99		
18	287	EMMRICH Max Louis	GER	A	8	46.69		
19	459	DELARUE Noa	LUX	A	9	45.93		
20	478	PETER Hidde	NED	A	10	45.00		

Qualification: Qualifying performance 58.00 (Q) or at least 12 best performers (q) advance to the Final

Note:
 Yellow Card received in this or another event

Legend:
 PB Personal Best Q Qualified by standard q Qualified without standard SB Season Best
 TR Technical Rule YC Yellow Card

Results

EUROPEAN U18 BEST	87.82	KOKHAN Mykhaylo	UKR	Olimpiai Sportpark, Győr (HUN)	7 JUL 2018
CHAMPIONSHIP BEST	87.82	KOKHAN Mykhaylo	UKR	Olimpiai Sportpark, Győr (HUN)	7 JUL 2018
EUROPEAN U18 LEAD	77.31	WILLIAMS Thomas	IRL	Morton Stadium, Dublin (IRL)	22 JUN 2024

Start Time: 17:05 End Time: 18:09

Rank	Bib	Name	Ctry Code	Date of Birth	1	2	3	4	5	6	Result
1	395	WILLIAMS Thomas Ireland	IRL	24 JAN 2008	72.37	71.98	73.95	68.76	72.06	67.40	73.95
2	122	ANDREEV Dimo Bulgaria	BUL	19 MAY 2007	66.16	X	X	71.49	72.49	71.68	72.49
3	193	LLOPIS Magno Spain	ESP	20 JUN 2007	68.33	X	69.38	X	X	72.48	72.48 PB
4	504	DELEWSKI Jan Poland	POL	21 FEB 2007	63.34	65.82	67.89	72.09	67.65	X	72.09 PB
5	328	GENTEKOS Sotirios Greece	GRE	9 AUG 2008	68.23	67.26	68.58	71.98	67.74	X	71.98 PB
6	223	KUKKONEN Onni Finland	FIN	8 FEB 2007	65.69	X	69.09	X	68.61	68.30	69.09
7	277	TUTCHER Louis Great Britain & Northern Ireland	GBR	26 APR 2007	67.75	68.56	X	X	X	X	68.56
8	296	HUMMEL Matti Germany	GER	1 JAN 2007	63.38	66.88	64.41	62.50	64.55	X	66.88
9	177	CORCOLES Aaron Spain	ESP	22 MAY 2007	X	65.43	X				65.43
10	655	WÄNGELIN Lowe Sweden	SWE	22 FEB 2007	61.88	X	65.26				65.26
11	233	SARAMÄKI Eetu Finland	FIN	28 JUL 2007	X	X	63.38				63.38
	353	BEKE Zétény Hungary	HUN	7 NOV 2007	X	X	X				NM

Starting order	1	2	3	4	5	6	7	8	9	10	11	12
Initial	223	655	193	122	504	233	177	395	353	296	328	277
4th and 5th attempts	122	296	504	277	328	223	193	395				
Final	296	277	223	193	328	504	122	395				

Weather conditions

 Start of the event:
End of the event:

Temperature

 25°C
25°C

Humidity

 56%
56%

Conditions

 Overcast
Overcast

Legend:
NM No Mark **PB** Personal Best **X** Failure

Results

EUROPEAN U18 BEST	87.82	KOKHAN Mykhaylo	UKR	Olimpiai Sportpark, Győr (HUN)	7 JUL 2018
CHAMPIONSHIP BEST	87.82	KOKHAN Mykhaylo	UKR	Olimpiai Sportpark, Győr (HUN)	7 JUL 2018
EUROPEAN U18 LEAD	77.31	WILLIAMS Thomas	IRL	Morton Stadium, Dublin (IRL)	22 JUN 2024

GROUP A Start Time: 8:53 End Time: 9:33

Rank	Bib	Name	Ctry Code	Date of Birth	1	2	3	Result		
1	328	GENTEKOS Sotirios Greece	GRE	9 AUG 2008	66.47	71.55	70.73	71.55	q	PB
2	353	BEKE Zétény Hungary	HUN	7 NOV 2007	X	66.65	70.37	70.37	q	
3	193	LLOPIS Magno Spain	ESP	20 JUN 2007	X	68.22	X	68.22	q	PB
4	233	SARAMÄKI Eetu Finland	FIN	28 JUL 2007	64.48	67.74	66.18	67.74	q	
5	395	WILLIAMS Thomas Ireland	IRL	24 JAN 2008	X	X	67.18	67.18	q	
6	655	WÄNGELIN Lowe Sweden	SWE	22 FEB 2007	X	64.91	65.89	65.89	q	
7	124	BARDAROV Aleksandar Bulgaria	BUL	18 MAR 2008	64.57	X	X	64.57		
8	427	MONDELLO Tommaso Italy	ITA	29 JUL 2008	63.51	59.00	X	63.51		
9	571	KRKALIČ Leandro Slovenia	SLO	1 JAN 2008	62.55	63.46	62.16	63.46		
10	553	CONDURARU Tiberiu Andrei Romania	ROU	1 JAN 2007	61.93	57.13	59.71	61.93		
	283	BAIER Max Germany	GER	1 JAN 2007	X	X	X	NM		
	522	PRACHARCZYK Jan Poland	POL	23 JUL 2007	X	X	X	NM		

Starting order	1	2	3	4	5	6	7	8	9	10	11	12
	283	233	553	328	395	655	522	427	124	571	353	193

GROUP B Start Time: 10:10 End Time: 10:52

Rank	Bib	Name	Ctry Code	Date of Birth	1	2	3	Result		
1	122	ANDREEV Dimo Bulgaria	BUL	19 MAY 2007	70.27	X	X	70.27	q	
2	504	DELEWSKI Jan Poland	POL	21 FEB 2007	62.19	68.83	63.75	68.83	q	
3	223	KUKKONEN Onni Finland	FIN	8 FEB 2007	67.68	68.64	66.53	68.64	q	
4	277	TUTCHER Louis Great Britain & Northern Ireland	GBR	26 APR 2007	X	68.03	X	68.03	q	
5	296	HUMMEL Matti Germany	GER	1 JAN 2007	66.99	61.01	X	66.99	q	
6	177	CORCOLES Aaron Spain	ESP	22 MAY 2007	X	65.36	64.36	65.36	q	
7	357	FÜLÖP László Hungary	HUN	30 JAN 2007	X	63.73	X	63.73		
8	673	KLISHCHEVSKYI Vadym Ukraine	UKR	19 OCT 2007	X	57.76	59.81	59.81		
9	464	COZLOV Iliia Moldova	MDA	18 JUN 2007	59.24	X	X	59.24		
10	558	MOGOS Ovidiu Constantin Romania	ROU	1 JAN 2007	X	56.32	55.55	56.32		

Results

EUROPEAN U18 BEST	87.82	KOKHAN Mykhaylo	UKR	Olimpiai Sportpark, Győr (HUN)	7 JUL 2018
CHAMPIONSHIP BEST	87.82	KOKHAN Mykhaylo	UKR	Olimpiai Sportpark, Győr (HUN)	7 JUL 2018
EUROPEAN U18 LEAD	77.31	WILLIAMS Thomas	IRL	Morton Stadium, Dublin (IRL)	22 JUN 2024

GROUP B Start Time: 10:10 End Time: 10:52

Rank	Bib	Name	Ctry Code	Date of Birth	1	2	3	Result
	347	TZAMTZIS Apostolos Greece	GRE	10 MAR 2007	X	X	X	NM
	142	GHAMRAWI Alexandros Cyprus	CYP	4 JAN 2008	X	X	X	NM

Starting order	1	2	3	4	5	6	7	8	9	10	11	12
	177	558	223	464	347	357	277	142	504	673	122	296

Qualification: Qualifying performance 72.00 (Q) or at least 12 best performers (q) advance to the Final

Weather conditions

 Start of the event:
 End of the event:

Temperature

23°C

Humidity

69%

Conditions

Few clouds

Legend:

NM	No Mark	PB	Personal Best	q	Qualified without standard	X	Failure
-----------	---------	-----------	---------------	----------	----------------------------	----------	---------

FRI 19 JUL 2024
 Start Time

8:55

Qualification
Results Summary

EUROPEAN U18 BEST	87.82 KOKHAN Mykhaylo	UKR	Olimpiai Sportpark, Győr (HUN)	7 JUL 2018
CHAMPIONSHIP BEST	87.82 KOKHAN Mykhaylo	UKR	Olimpiai Sportpark, Győr (HUN)	7 JUL 2018
EUROPEAN U18 LEAD	77.31 WILLIAMS Thomas	IRL	Morton Stadium, Dublin (IRL)	22 JUN 2024

Rank	Bib	Name	Ctry Code	Group	Position	Result		
1	328	GENTEKOS Sotirios	GRE	A	1	71.55	q	PB
2	353	BEKE Zétény	HUN	A	2	70.37	q	
3	122	ANDREEV Dimo	BUL	B	1	70.27	q	
4	504	DELEWSKI Jan	POL	B	2	68.83	q	
5	223	KUKKONEN Onni	FIN	B	3	68.64	q	
6	193	LLOPIS Magno	ESP	A	3	68.22	q	PB
7	277	TUTCHER Louis	GBR	B	4	68.03	q	
8	233	SARAMÄKI Eetu	FIN	A	4	67.74	q	
9	395	WILLIAMS Thomas	IRL	A	5	67.18	q	
10	296	HUMMEL Matti	GER	B	5	66.99	q	
11	655	WÄNGELIN Lowe	SWE	A	6	65.89	q	
12	177	CORCOLES Aaron	ESP	B	6	65.36	q	
13	124	BARDAROV Aleksandar	BUL	A	7	64.57		
14	357	FÜLÖP László	HUN	B	7	63.73		
15	427	MONDELLO Tommaso	ITA	A	8	63.51		
16	571	KRKALIČ Leandro	SLO	A	9	63.46		
17	553	CONDURARU Tiberiu Andrei	ROU	A	10	61.93		
18	673	KLISHCHEVSKYI Vadym	UKR	B	8	59.81		
19	464	COZLOV Iliia	MDA	B	9	59.24		
20	558	MOGOS Ovidiu Constantin	ROU	B	10	56.32		
	283	BAIER Max	GER	A		NM		
	347	TZAMTZIS Apostolos	GRE	B		NM		
	522	PRACHARCZYK Jan	POL	A		NM		
	142	GHAMRAWI Alexandros	CYP	B		NM		

Qualification: Qualifying performance 72.00 (Q) or at least 12 best performers (q) advance to the Final

Legend:	NM No Mark	PB Personal Best	q Qualified without standard
----------------	-------------------	-------------------------	-------------------------------------

Results

EUROPEAN U18 BEST	84.52	PARVIAINEN Topi	FIN	Givat Ram Stadium, Jerusalem (ISR)	6 JUL 2022
CHAMPIONSHIP BEST	84.52	PARVIAINEN Topi	FIN	Givat Ram Stadium, Jerusalem (ISR)	6 JUL 2022
EUROPEAN U18 LEAD	80.60	KRUKOWSKI Roch	POL	Stadion MOSiR, Lublin (POL)	6 JUL 2024

Start Time: 18:56 End Time: 20:03

Rank	Bib	Name	Ctry Code	Date of Birth	1	2	3	4	5	6	Result	
1	438	VILLA Pietro Italy	ITA	10 OCT 2007	76.04	69.43	71.88	-	70.96	68.66	76.04	NU18B
2	517	KRUKOWSKI Roch Poland	POL	20 JUL 2007	71.36	74.22	69.09	74.84	X	X	74.84	
3	234	SIMOINEN Teemu Finland	FIN	4 JAN 2007	72.19	X	67.26	70.97	71.75	73.24	73.24	
4	310	SCHÖNHERR Moritz Germany	GER	1 JAN 2007	70.79	68.74	X	63.04	64.71	62.76	70.79	PB
5	371	SZABÓ Levente Hungary	HUN	7 NOV 2007	58.10	66.81	60.90	70.77	X	64.27	70.77	PB
6	226	MÄKIPELTO Roope Finland	FIN	20 JAN 2007	68.09	63.44	66.45	68.16	65.90	X	68.16	
7	372	TOMBOR Kristóf Hungary	HUN	22 MAY 2007	58.90	X	62.72	60.52	X	64.13	64.13	
8	267	JONES Lewie Great Britain & Northern Ireland	GBR	31 JAN 2007	63.52	55.91	62.73	X	59.29	60.08	63.52	
9	304	NAUCK Oskar Germany	GER	16 MAR 2007	56.50	61.10	61.74				61.74	
10	685	SHMYHOL Serhii Ukraine	UKR	1 AUG 2008	56.18	59.09	61.59				61.59	
11	561	POPESCU Narcis Andrei Romania	ROU	1 JAN 2007	51.18	X	61.38				61.38	
12	431	PERRELLA Alex Italy	ITA	26 MAY 2007	X	53.83	56.23				56.23	

Starting order	1	2	3	4	5	6	7	8	9	10	11	12
Initial	685	310	234	372	438	267	561	371	226	517	431	304
4th and 5th attempts	372	267	371	226	310	234	517	438				
Final	372	267	226	371	310	234	517	438				

Weather conditions

 Start of the event:
 End of the event:

Temperature

 24°C
 24°C

Humidity

 64%
 64%

Conditions

 Overcast
 Overcast

Legend:

 - Pass **NU18B** National U18 Best **PB** Personal Best **X** Failure

Results

EUROPEAN U18 BEST	84.52	PARVIAINEN Topi	FIN	Givat Ram Stadium, Jerusalem (ISR)	6 JUL 2022
CHAMPIONSHIP BEST	84.52	PARVIAINEN Topi	FIN	Givat Ram Stadium, Jerusalem (ISR)	6 JUL 2022
EUROPEAN U18 LEAD	80.60	KRUKOWSKI Roch	POL	Stadion MOSiR, Lublin (POL)	6 JUL 2024

GROUP A Start Time: 18:09 End Time: 18:36

Rank	Bib	Name	Ctry Code	Date of Birth	1	2	3	Result
1	517	KRUKOWSKI Roch Poland	POL	20 JUL 2007	78.61			78.61 Q
2	226	MÄKIPELTO Roope Finland	FIN	20 JAN 2007	X	X	78.08	78.08 Q PB
3	310	SCHÖNHERR Moritz Germany	GER	1 JAN 2007	59.28	68.80	X	68.80 q
4	685	SHMYHOL Serhii Ukraine	UKR	1 AUG 2008	54.41	53.20	64.45	64.45 q PB
5	372	TOMBOR Kristóf Hungary	HUN	22 MAY 2007	56.10	56.82	61.93	61.93 q
6	561	POPESCU Narcis Andrei Romania	ROU	1 JAN 2007	X	60.14	X	60.14 q
7	431	PERRELLA Alex Italy	ITA	26 MAY 2007	59.82	X	55.34	59.82 q
8	452	SEGER Ben Liechtenstein	LIE	1 JAN 2007	45.08	52.59	52.94	52.94
9	582	ZARNIK Luka Slovenia	SLO	1 JAN 2008	X	51.72	X	51.72

Starting order	1	2	3	4	5	6	7	8	9
	226	517	685	561	372	582	431	310	452

GROUP B Start Time: 19:04 End Time: 19:29

Rank	Bib	Name	Ctry Code	Date of Birth	1	2	3	Result
1	234	SIMOINEN Teemu Finland	FIN	4 JAN 2007	69.46	r		69.46 q
2	438	VILLA Pietro Italy	ITA	10 OCT 2007	63.40	68.96	r	68.96 q
3	371	SZABÓ Levente Hungary	HUN	7 NOV 2007	54.78	63.95	X	63.95 q
4	267	JONES Lewie Great Britain & Northern Ireland	GBR	31 JAN 2007	62.22	X	63.58	63.58 q
5	304	NAUCK Oskar Germany	GER	16 MAR 2007	59.69	63.52	61.36	63.52 q
6	664	ÖZDEMİR Hasan Türkiye	TUR	15 JAN 2007	58.78	55.79	X	58.78
7	330	GKATSIODIS Grigoris Greece	GRE	10 SEP 2007	53.49	53.07	57.55	57.55
8	503	CEGLAREK Bartosz Poland	POL	28 FEB 2008	X	52.57	52.26	52.57

Starting order	1	2	3	4	5	6	7	8
	267	438	330	371	234	304	664	503

Qualification: Qualifying performance 71.00 (Q) or at least 12 best performers (q) advance to the Final

Results

EUROPEAN U18 BEST	84.52	PARVIAINEN Topi	FIN	Givat Ram Stadium, Jerusalem (ISR)	6 JUL 2022
CHAMPIONSHIP BEST	84.52	PARVIAINEN Topi	FIN	Givat Ram Stadium, Jerusalem (ISR)	6 JUL 2022
EUROPEAN U18 LEAD	80.60	KRUKOWSKI Roch	POL	Stadion MOSiR, Lublin (POL)	6 JUL 2024

Weather conditions

Start of the event:
End of the event:

Temperature

27°C
27°C

Humidity

56%
56%

Conditions

Few clouds
Few clouds

Legend:

PB	Personal Best	Q	Qualified by standard	q	Qualified without standard	r	Retired
X	Failure						

Results Summary

EUROPEAN U18 BEST	84.52 PARVIAINEN Topi	FIN	Givat Ram Stadium, Jerusalem (ISR)	6 JUL 2022
CHAMPIONSHIP BEST	84.52 PARVIAINEN Topi	FIN	Givat Ram Stadium, Jerusalem (ISR)	6 JUL 2022
EUROPEAN U18 LEAD	80.60 KRUKOWSKI Roch	POL	Stadion MOSiR, Lublin (POL)	6 JUL 2024

Rank	Bib	Name	Ctry Code	Group	Position	Result
1	517	KRUKOWSKI Roch	POL	A	1	78.61 Q
2	226	MÄKIPELTO Roope	FIN	A	2	78.08 Q PB
3	234	SIMOINEN Teemu	FIN	B	1	69.46 q
4	438	VILLA Pietro	ITA	B	2	68.96 q
5	310	SCHÖNHERR Moritz	GER	A	3	68.80 q
6	685	SHMYHOL Serhii	UKR	A	4	64.45 q PB
7	371	SZABÓ Levente	HUN	B	3	63.95 q
8	267	JONES Lewie	GBR	B	4	63.58 q
9	304	NAUCK Oskar	GER	B	5	63.52 q
10	372	TOMBOR Kristóf	HUN	A	5	61.93 q
11	561	POPESCU Narcis Andrei	ROU	A	6	60.14 q
12	431	PERRELLA Alex	ITA	A	7	59.82 q
13	664	ÖZDEMİR Hasan	TUR	B	6	58.78
14	330	GKATSIODIS Grigorios	GRE	B	7	57.55
15	452	SEGER Ben	LIE	A	8	52.94
16	503	CEGLAREK Bartosz	POL	B	8	52.57
17	582	ZARNIK Luka	SLO	A	9	51.72

Qualification: Qualifying performance 71.00 (Q) or at least 12 best performers (q) advance to the Final

Legend:	PB Personal Best	Q Qualified by standard	q Qualified without standard
----------------	-------------------------	--------------------------------	-------------------------------------

SAT 20 JUL 2024
 Start Time

9:35

100m Men
Results

EUROPEAN DECATHLON U18 BEST	8002 KAUL Niklas	GER	Pascual Guerrero Stadium, Cali (COL)	16 JUL 2015
CHAMPIONSHIP BEST	7626 GRÄBER Amadeus	GER	Givat Ram Stadium, Jerusalem (ISR)	7 JUL 2022
EUROPEAN U18 LEAD	7337 KONSO Tristan	EST	Kaunas (LTU)	2 JUN 2024
EUROPEAN DECATHLON U18 BEST	10.57 FARKAŠ Roko	CRO	Givat Ram Stadium, Jerusalem (ISR)	6 JUL 2022
CHAMPIONSHIP BEST	10.57 FARKAŠ Roko	CRO	Givat Ram Stadium, Jerusalem (ISR)	6 JUL 2022

HEAT 1 Start Time: 9:35

Wind: -0.6 m/s

Rank	Bib	Name	Ctry Code	Date of Birth	Lane	Reaction Time	Result	Points	
1	257	TROCHAIN Kilian France	FRA	18 MAR 2008	1	0.162	11.40	774	SB
2	593	TOMIĆ Luka Serbia	SRB	21 MAY 2007	8	0.200	11.50	753	SB
3	149	BERNÝ Tadeáš Czechia	CZE	1 JAN 2007	6	0.180	11.55	742	SB
4	191	GONZALEZ Jesus Spain	ESP	8 JAN 2007	4	0.188	11.63	725	
5	388	O'CALLAGHAN Eoin Ireland	IRL	23 MAY 2007	7	0.176	11.74	703	PB
6	639	DA SILVA Liam Belo Sweden	SWE	29 JUN 2007	5	0.184	11.77	697	
7	366	MOLNÁR Ádám Hungary	HUN	9 JAN 2007	3	0.222	11.92	667	PB
8	314	STEFFEN Anton Germany	GER	1 JAN 2007	2	0.176	11.95	661	

HEAT 2 Start Time: 9:42

Wind: 0.0 m/s

Rank	Bib	Name	Ctry Code	Date of Birth	Lane	Reaction Time	Result	Points	
1	436	SORCI Matteo Italy	ITA	29 MAR 2008	8	0.171	11.21	814	PB
2	441	KARLSBERGS Kārlis Jēkabs Latvia	LAT	13 MAR 2007	4	0.177	11.34	786	PB
3	633	STANISLAV Matej Slovak Republic	SVK	4 JUL 2007	7	0.157	11.45	763	=PB
4	540	HRABAR Denis Portugal	POR	21 JAN 2007	3	0.211	11.47	759	
5	334	KOSMOPOULOS Nikolaos Greece	GRE	17 DEC 2007	5	0.162	11.50	753	
6	482	SNOEK Mikai Netherlands	NED	1 JAN 2007	1	0.170	11.53 (.527)	746	
7	399	EINBINDER Iddo Israel	ISR	9 AUG 2007	6	0.197	11.53 (.529)	746	
8	443	LEŠINSKIS Ernests Latvia	LAT	28 JUN 2008	2	0.140	11.73	705	

HEAT 3 Start Time: 9:49

Wind: -0.3 m/s

Rank	Bib	Name	Ctry Code	Date of Birth	Lane	Reaction Time	Result	Points	
1	170	SKYTTE CHRISTENSEN August Denmark	DEN	6 FEB 2007	8	0.184	11.27	801	
2	252	LANNURIEN Mael-Bephassou France	FRA	14 FEB 2008	4	0.230	11.30	795	PB
3	617	THOMMEN Nevis Switzerland	SUI	1 JAN 2007	1	0.149	11.31	793	PB
4	518	KUŚMIEREK Damian Poland	POL	31 OCT 2007	3	0.213	11.39	776	
5	476	LUTGENDORFF Sytse Netherlands	NED		5	0.203	11.42	769	
6	538	FALIEU-MANÉ Samuel Portugal	POR	14 JUL 2007	6	0.143	11.43	767	

SAT 20 JUL 2024
 Start Time

9:35

100m Men
Results

EUROPEAN DECATHLON U18 BEST	8002 KAUL Niklas	GER	Pascual Guerrero Stadium, Cali (COL)	16 JUL 2015
CHAMPIONSHIP BEST	7626 GRÄBER Amadeus	GER	Givat Ram Stadium, Jerusalem (ISR)	7 JUL 2022
EUROPEAN U18 LEAD	7337 KONSO Tristan	EST	Kaunas (LTU)	2 JUN 2024
EUROPEAN DECATHLON U18 BEST	10.57 FARKAŠ Roko	CRO	Givat Ram Stadium, Jerusalem (ISR)	6 JUL 2022
CHAMPIONSHIP BEST	10.57 FARKAŠ Roko	CRO	Givat Ram Stadium, Jerusalem (ISR)	6 JUL 2022

HEAT 3

Start Time: 9:49

Wind: -0.3 m/s

Rank	Bib	Name	Ctry Code	Date of Birth	Lane	Reaction Time	Result	Points
7	218	HAAKSLUOTO Arttu Finland	FIN	15 MAY 2007	2	0.232	11.51	750
8	636	ARNELL Rasmus Sweden	SWE	31 OCT 2007	7	0.184	11.56	740

HEAT 4

Start Time: 9:56

Wind: 0.0 m/s

Rank	Bib	Name	Ctry Code	Date of Birth	Lane	Reaction Time	Result	Points
1	209	KONSO Tristan Estonia	EST	4 DEC 2007	2	0.184	10.90	883
2	510	GÓRALCZYK Kacper Poland	POL	28 MAR 2007	7	0.172	11.17	823
3	213	PUIESTEE Ron Sebastian Estonia	EST	28 APR 2007	5	0.165	11.19 (.184)	819 PB
4	156	PEFFEK Matěj Czechia	CZE	1 JAN 2007	3	0.186	11.19 (.190)	819
5	602	GROB Nils Switzerland	SUI	1 JAN 2007	8	0.161	11.20	817
6	204	SENENT Hugo Spain	ESP	29 JAN 2007	4	0.158	11.24	808
7	291	GÜNTHER Paul Germany	GER	14 AUG 2007	1	0.181	11.29	797
8	167	GRAVGAARD NIELSEN Nicklas Denmark	DEN	22 JAN 2007	6	0.192	11.31	793

Weather conditions at the beginning of the 1st heat

Temperature: 19°C

Humidity: 77%

Conditions: Partly cloudy

Legend:

=PB Equal Personal Best PB Personal Best SB Season Best

SAT 20 JUL 2024
Start Time

9:35

100m Men

Results Summary

EUROPEAN DECATHLON U18 BEST	8002 KAUL Niklas	GER	Pascual Guerrero Stadium, Cali (COL)	16 JUL 2015
CHAMPIONSHIP BEST	7626 GRÄBER Amadeus	GER	Givat Ram Stadium, Jerusalem (ISR)	7 JUL 2022
EUROPEAN U18 LEAD	7337 KONSO Tristan	EST	Kaunas (LTU)	2 JUN 2024
EUROPEAN DECATHLON U18 BEST	10.57 FARKAŠ Roko	CRO	Givat Ram Stadium, Jerusalem (ISR)	6 JUL 2022
CHAMPIONSHIP BEST	10.57 FARKAŠ Roko	CRO	Givat Ram Stadium, Jerusalem (ISR)	6 JUL 2022

Rank	Bib	Name	Ctry Code	Heat	Lane	Position	Wind	Time	
1	209	KONSO Tristan	EST	4	2	1	0.0	10.90	
2	510	GÓRALCZYK Kacper	POL	4	7	2	0.0	11.17	
3	213	PUIESTEE Ron Sebastian	EST	4	5	3	0.0	11.19 (.184)	PB
4	156	PEFFEK Matěj	CZE	4	3	4	0.0	11.19 (.190)	
5	602	GROB Nils	SUI	4	8	5	0.0	11.20	
6	436	SORCI Matteo	ITA	2	8	1	0.0	11.21	PB
7	204	SEMENT Hugo	ESP	4	4	6	0.0	11.24	
8	170	SKYTTE CHRISTENSEN August	DEN	3	8	1	-0.3	11.27	
9	291	GÜNTHER Paul	GER	4	1	7	0.0	11.29	
10	252	LANNURIEN Mael-Bephassou	FRA	3	4	2	-0.3	11.30	PB
11	167	GRAVGAARD NIELSEN Nicklas	DEN	4	6	8	0.0	11.31 (.302)	
12	617	THOMMEN Nevis	SUI	3	1	3	-0.3	11.31 (.309)	PB
13	441	KARLSBERGS Kārlis Jēkabs	LAT	2	4	2	0.0	11.34	PB
14	518	KUŚMIEREK Damian	POL	3	3	4	-0.3	11.39	
15	257	TROCHAIN Kilian	FRA	1	1	1	-0.6	11.40	SB
16	476	LUTGENDORFF Sytse	NED	3	5	5	-0.3	11.42	
17	538	FALIEU-MANÉ Samuel	POR	3	6	6	-0.3	11.43	
18	633	STANISLAV Matej	SVK	2	7	3	0.0	11.45	=PB
19	540	HRABAR Denis	POR	2	3	4	0.0	11.47	
20	593	TOMIĆ Luka	SRB	1	8	2	-0.6	11.50 (.497)	SB
21	334	KOSMOPOULOS Nikolaos	GRE	2	5	5	0.0	11.50 (.498)	
22	218	HAAKSLUOTO Arttu	FIN	3	2	7	-0.3	11.51	
23	482	SNOEK Mikai	NED	2	1	6	0.0	11.53 (.527)	
24	399	EINBINDER Iddo	ISR	2	6	7	0.0	11.53 (.529)	
25	149	BERNÝ Tadeáš	CZE	1	6	3	-0.6	11.55	SB
26	636	ARNELL Rasmus	SWE	3	7	8	-0.3	11.56	
27	191	GONZALEZ Jesus	ESP	1	4	4	-0.6	11.63	
28	443	LEŠINSKIS Ernests	LAT	2	2	8	0.0	11.73	
29	388	O'CALLAGHAN Eoin	IRL	1	7	5	-0.6	11.74	PB
30	639	DA SILVA Liam Belo	SWE	1	5	6	-0.6	11.77	
31	366	MOLNÁR Ádám	HUN	1	3	7	-0.6	11.92	PB
32	314	STEFFEN Anton	GER	1	2	8	-0.6	11.95	

Legend: =PB Equal Personal Best PB Personal Best SB Season Best

SAT 20 JUL 2024
 Start Time

10:40

Long Jump Men
Results

EUROPEAN DECATHLON U18 BEST	8002 KAUL Niklas	GER	Pascual Guerrero Stadium, Cali (COL)	16 JUL 2015
CHAMPIONSHIP BEST	7626 GRÄBER Amadeus	GER	Givat Ram Stadium, Jerusalem (ISR)	7 JUL 2022
EUROPEAN U18 LEAD	7337 KONSO Tristan	EST	Kaunas (LTU)	2 JUN 2024
EUROPEAN DECATHLON U18 BEST	7.57 CÁCERES Eusebio	ESP	Ostrava (CZE)	11 JUL 2007
CHAMPIONSHIP BEST	7.44 MONTAGNE Alexandre	FRA	Givat Ram Stadium, Jerusalem (ISR)	6 JUL 2022

GROUP A Start Time: 10:37 End Time: 11:34

Rank	Bib	Name	Ctry Code	Date of Birth	1	2	3	Result Wind	Points (Tot. Pts)	
1	213	PUIESTEE Ron Sebastian Estonia	EST	28 APR 2007	6.82 -1.0	X +0.2	7.05 0.0	7.05 0.0	826 (1645)	
2	540	HRABAR Denis Portugal	POR	21 JAN 2007	X -1.3	6.61 -0.4	6.94 -0.9	6.94 -0.9	799 (1558)	PB
3	602	GROB Nils Switzerland	SUI	1 JAN 2007	6.88 -0.5	X -0.2	6.88 -1.3	6.88 -1.3	785 (1602)	
4	476	LUTGENDORFF Sytse Netherlands	NED		6.79 -1.0	X -0.9	X -0.3	6.79 -1.0	764 (1533)	=PB
4	436	SORCI Matteo Italy	ITA	29 MAR 2008	X -1.1	X -1.5	6.79 -1.1	6.79 -1.1	764 (1578)	
6	209	KONSO Tristan Estonia	EST	4 DEC 2007	6.25 -1.3	6.74 +0.2	X -0.8	6.74 +0.2	753 (1636)	
7	252	LANNURIEN Mael-Bephassou France	FRA	14 FEB 2008	6.49 -1.0	6.65 -0.4	6.72 +0.1	6.72 +0.1	748 (1543)	
8	257	TROCHAIN Kilian France	FRA	18 MAR 2008	6.63 -1.2	6.71 -0.7	X -1.7	6.71 -0.7	746 (1520)	
9	593	TOMIĆ Luka Serbia	SRB	21 MAY 2007	6.62 -0.4	X -1.0	6.57 +0.3	6.62 -0.4	725 (1478)	
10	314	STEFFEN Anton Germany	GER	1 JAN 2007	6.44 -0.3	6.61 -0.1	6.59 -0.1	6.61 -0.1	723 (1384)	
11	617	THOMMEN Nevis Switzerland	SUI	1 JAN 2007	6.42 -1.6	6.60 -1.0	X -0.6	6.60 -1.0	720 (1513)	
12	510	GÓRALCZYK Kacper Poland	POL	28 MAR 2007	6.55 -1.0	6.53 +0.4	X -0.7	6.55 -1.0	709 (1532)	
13	538	FALIEU-MANÉ Samuel Portugal	POR	14 JUL 2007	X -0.8	X -0.9	6.51 -0.9	6.51 -0.9	700 (1467)	
14	334	KOSMOPOULOS Nikolaos Greece	GRE	17 DEC 2007	6.02 -0.5	6.35 +0.6	6.05 -1.2	6.35 +0.6	664 (1417)	
15	399	EINBINDER Iddo Israel	ISR	9 AUG 2007	6.07 -1.5	X -1.0	X -2.2	6.07 -1.5	602 (1348)	
	291	GÜNTHER Paul Germany	GER	14 AUG 2007	X -0.5	X -0.6	X -0.6	NM	0 (797)	

SAT 20 JUL 2024
Start Time

10:40

Long Jump Men

Results

EUROPEAN DECATHLON U18 BEST	8002 KAUL Niklas	GER	Pascual Guerrero Stadium, Cali (COL)	16 JUL 2015
CHAMPIONSHIP BEST	7626 GRÄBER Amadeus	GER	Givat Ram Stadium, Jerusalem (ISR)	7 JUL 2022
EUROPEAN U18 LEAD	7337 KONSO Tristan	EST	Kaunas (LTU)	2 JUN 2024
EUROPEAN DECATHLON U18 BEST	7.57 CÁCERES Eusebio	ESP	Ostrava (CZE)	11 JUL 2007
CHAMPIONSHIP BEST	7.44 MONTAGNE Alexandre	FRA	Givat Ram Stadium, Jerusalem (ISR)	6 JUL 2022

GROUP A Start Time: 10:37 End Time: 11:34

Starting order	1	2	3	4	5	6	7	8	9	10	11	12	13	14
	593	476	617	252	291	538	436	257	399	602	334	314	209	540
Starting order	15	16												
	213	510												

GROUP B Start Time: 10:38 End Time: 11:29

Rank	Bib	Name	Ctry Code	Date of Birth	1	2	3	Result Wind	Points (Tot. Pts)	
1	388	O'CALLAGHAN Eoin Ireland	IRL	23 MAY 2007	X -0.3	6.66 -0.9	X -1.9	6.66 -0.9	734 (1437)	PB
2	441	KARLSBERGS Kārlis Jēkabs Latvia	LAT	13 MAR 2007	6.25 -0.9	6.49 -0.5	6.62 -1.0	6.62 -1.0	725 (1511)	
3	167	GRAVGAARD N. N Denmark	DEN	22 JAN 2007	6.49 -0.3	6.55 -0.4	6.34 -0.7	6.55 -0.4	709 (1502)	
4	639	DA SILVA Liam Belo Sweden	SWE	29 JUN 2007	6.47 -0.8	X -0.2	X -1.2	6.47 -0.8	691 (1388)	
5	366	MOLNÁR Ádám Hungary	HUN	9 JAN 2007	6.20 -0.7	6.44 -0.5	X +0.2	6.44 -0.5	684 (1351)	
6	633	STANISLAV Matej Slovak Republic	SVK	4 JUL 2007	5.73 -0.3	6.27 +0.1	6.40 -1.0	6.40 -1.0	675 (1438)	PB
7	191	GONZALEZ Jesus Spain	ESP	8 JAN 2007	6.39 -0.8	X -0.8	X -0.9	6.39 -0.8	673 (1398)	
8	170	SKYTTE C. A Denmark	DEN	6 FEB 2007	6.34 -1.0	6.38 -0.2	6.21 -0.1	6.38 -0.2	670 (1471)	PB
9	149	BERNÝ Tadeáš Czechia	CZE	1 JAN 2007	6.22 -0.2	6.19 -1.0	6.33 -1.1	6.33 -1.1	659 (1401)	
10	204	SENENT Hugo Spain	ESP	29 JAN 2007	6.08 -1.4	6.12 -1.3	6.30 -1.1	6.30 -1.1	652 (1460)	
11	443	LEŠINSKIS Ernests Latvia	LAT	28 JUN 2008	6.26 -0.4	X -0.8	6.08 +0.2	6.26 -0.4	644 (1349)	
12	518	KUŚMIEREK Damian Poland	POL	31 OCT 2007	6.16 -1.2	X +0.3	6.16 -0.2	6.16 -1.2	621 (1397)	
13	482	SNOEK Mikai Netherlands	NED	1 JAN 2007	5.76 -0.7	6.04 -0.7	6.13 +0.3	6.13 +0.3	615 (1361)	

SAT 20 JUL 2024
Start Time

10:40

Long Jump Men

Results

EUROPEAN DECATHLON U18 BEST	8002 KAUL Niklas	GER	Pascual Guerrero Stadium, Cali (COL)	16 JUL 2015
CHAMPIONSHIP BEST	7626 GRÄBER Amadeus	GER	Givat Ram Stadium, Jerusalem (ISR)	7 JUL 2022
EUROPEAN U18 LEAD	7337 KONSÓ Tristan	EST	Kaunas (LTU)	2 JUN 2024
EUROPEAN DECATHLON U18 BEST	7.57 CÁCERES Eusebio	ESP	Ostrava (CZE)	11 JUL 2007
CHAMPIONSHIP BEST	7.44 MONTAGNE Alexandre	FRA	Givat Ram Stadium, Jerusalem (ISR)	6 JUL 2022

GROUP B Start Time: 10:38 End Time: 11:29

Rank	Bib	Name	Ctry Code	Date of Birth	1	2	3	Result	Points
									Wind (Tot. Pts)
14	218	HAAKSLUOTO Arttu Finland	FIN	15 MAY 2007	X -0.6	X -0.4	6.07 -0.6	6.07 -0.6	602 (1352)
15	156	PEFFEK Matěj Czechia	CZE	1 JAN 2007	5.77 -1.3	5.91 -0.5	5.88 +0.3	5.91 -0.5	567 (1386)
16	636	ARNELL Rasmus Sweden	SWE	31 OCT 2007	X -0.9	5.58 -0.5	X +0.6	5.58 -0.5	498 (1238)

Starting order	1	2	3	4	5	6	7	8	9	10	11	12	13	14
	366	156	636	443	482	191	170	218	441	204	149	167	388	633
Starting order	15	16												
	639	518												

Weather conditions

Start of the event:
End of the event:

Temperature

23°C
23°C

Humidity

64%
64%

Conditions

Overcast
Overcast

Legend:	Total Points	=PB	Equal Personal Best	NM	No Mark	PB	Personal Best
X	Failure						

SAT 20 JUL 2024
 Start Time

10:40

Long Jump Men
Results Summary

EUROPEAN DECATHLON U18 BEST	8002 KAUL Niklas	GER	Pascual Guerrero Stadium, Cali (COL)	16 JUL 2015
CHAMPIONSHIP BEST	7626 GRÄBER Amadeus	GER	Givat Ram Stadium, Jerusalem (ISR)	7 JUL 2022
EUROPEAN U18 LEAD	7337 KONSO Tristan	EST	Kaunas (LTU)	2 JUN 2024
EUROPEAN DECATHLON U18 BEST	7.57 CÁCERES Eusebio	ESP	Ostrava (CZE)	11 JUL 2007
CHAMPIONSHIP BEST	7.44 MONTAGNE Alexandre	FRA	Givat Ram Stadium, Jerusalem (ISR)	6 JUL 2022

Rank	Bib	Name	Ctry Code	Group	Position	Wind	Result	
1	213	PUIESTEE Ron Sebastian	EST	A	1	0.0	7.05	
2	540	HRABAR Denis	POR	A	2	-0.9	6.94	PB
3	602	GROB Nils	SUI	A	3	-1.3	6.88	
4	476	LUTGENDORFF Sytse	NED	A	4	-1.0	6.79	=PB
4	436	SORCI Matteo	ITA	A	4	-1.1	6.79	
6	209	KONSO Tristan	EST	A	6	+0.2	6.74	
7	252	LANNURIEN Mael-Bephassou	FRA	A	7	+0.1	6.72	
8	257	TROCHAIN Kilian	FRA	A	8	-0.7	6.71	
9	388	O'CALLAGHAN Eoin	IRL	B	1	-0.9	6.66	PB
10	593	TOMIĆ Luka	SRB	A	9	-0.4	6.62	
11	441	KARLSBERGS Kārlis Jēkabs	LAT	B	2	-1.0	6.62	
12	314	STEFFEN Anton	GER	A	10	-0.1	6.61	
13	617	THOMMEN Nevis	SUI	A	11	-1.0	6.60	
14	510	GÓRALCZYK Kacper	POL	A	12	-1.0	6.55	
15	167	GRAVGAARD NIELSEN Nicklas	DEN	B	3	-0.4	6.55	
16	538	FALIEU-MANÉ Samuel	POR	A	13	-0.9	6.51	
17	639	DA SILVA Liam Belo	SWE	B	4	-0.8	6.47	
18	366	MOLNÁR Ádám	HUN	B	5	-0.5	6.44	
19	633	STANISLAV Matej	SVK	B	6	-1.0	6.40	PB
20	191	GONZALEZ Jesus	ESP	B	7	-0.8	6.39	
21	170	SKYTTE CHRISTENSEN August	DEN	B	8	-0.2	6.38	PB
22	334	KOSMOPOULOS Nikolaos	GRE	A	14	+0.6	6.35	
23	149	BERNÝ Tadeáš	CZE	B	9	-1.1	6.33	
24	204	SENENT Hugo	ESP	B	10	-1.1	6.30	
25	443	LEŠINSKIS Ernests	LAT	B	11	-0.4	6.26	
26	518	KUŚMIEREK Damian	POL	B	12	-1.2	6.16	
27	482	SNOEK Mikai	NED	B	13	+0.3	6.13	
28	218	HAAKSLUOTO Arttu	FIN	B	14	-0.6	6.07	
28	399	EINBINDER Iddo	ISR	A	15	-1.5	6.07	
30	156	PEFFEK Matěj	CZE	B	15	-0.5	5.91	
31	636	ARNELL Rasmus	SWE	B	16	-0.5	5.58	
	291	GÜNTHER Paul	GER	A			NM	

Legend:

 =PB Equal Personal Best **NM** No Mark **PB** Personal Best

SAT 20 JUL 2024
Start Time

12:15 Shot Put (5kg) Men

Results

EUROPEAN DECATHLON U18 BEST	8002 KAUL Niklas	GER	Pascual Guerrero Stadium, Cali (COL)	16 JUL 2015
CHAMPIONSHIP BEST	7626 GRÄBER Amadeus	GER	Givat Ram Stadium, Jerusalem (ISR)	7 JUL 2022
EUROPEAN U18 LEAD	7337 KONSO Tristan	EST	Kaunas (LTU)	2 JUN 2024
EUROPEAN DECATHLON U18 BEST	18.06 KOZJAKOVŠ Oļegs	LAT	Kasarani, Nairobi (KEN)	12 JUL 2017
CHAMPIONSHIP BEST	17.17 KOZJAKOVŠ Oļegs	LAT	Olimpiai Sportpark, Győr (HUN)	7 JUL 2018

GROUP A Start Time: 12:14 End Time: 13:06

Rank	Bib	Name	Ctry Code	Date of Birth	1	2	3	Result	Points (Tot. Pts)	
1	540	HRABAR Denis Portugal	POR	21 JAN 2007	15.87	15.53	16.04	16.04	854 (2412)	
2	314	STEFFEN Anton Germany	GER	1 JAN 2007	15.04	X	15.17	15.17	800 (2184)	
3	639	DA SILVA Liam Belo Sweden	SWE	29 JUN 2007	14.93	X	14.95	14.95	787 (2175)	PB
4	482	SNOEK Mikai Netherlands	NED	1 JAN 2007	14.72	14.12	14.11	14.72	772 (2133)	
5	636	ARNELL Rasmus Sweden	SWE	31 OCT 2007	14.20	13.30	14.57	14.57	763 (2001)	PB
6	518	KUŚMIEREK Damian Poland	POL	31 OCT 2007	13.89	14.13	14.53	14.53	761 (2158)	
7	593	TOMIĆ Luka Serbia	SRB	21 MAY 2007	14.19	13.68	X	14.19	740 (2218)	
8	209	KONSO Tristan Estonia	EST	4 DEC 2007	X	13.88	X	13.88	721 (2357)	PB
9	617	THOMMEN Nevis Switzerland	SUI	1 JAN 2007	13.85	13.23	X	13.85	719 (2232)	
10	510	GÓRALCZYK Kacper Poland	POL	28 MAR 2007	12.06	13.64	13.84	13.84	719 (2251)	
11	167	GRAVGAARD N. N Denmark	DEN	22 JAN 2007	13.15	12.67	13.64	13.64	706 (2208)	
12	170	SKYTTE C. A Denmark	DEN	6 FEB 2007	13.39	13.42	13.45	13.45	695 (2166)	
13	334	KOSMOPOULOS Nikolaos Greece	GRE	17 DEC 2007	13.39	13.23	13.16	13.39	691 (2108)	
14	191	GONZALEZ Jesus Spain	ESP	8 JAN 2007	11.78	12.43	12.93	12.93	663 (2061)	
15	291	GÜNTHER Paul Germany	GER	14 AUG 2007	12.68	12.69	X	12.69	648 (1445)	
16	441	KARLSBERGS Kārlis Jēkabs Latvia	LAT	13 MAR 2007	12.36	X	11.73	12.36	628 (2139)	

Starting order	1	2	3	4	5	6	7	8	9	10	11	12	13	14
	209	510	593	441	314	191	636	540	334	167	291	170	518	639
Starting order	15	16												
	617	482												

GROUP B Start Time: 12:13 End Time: 13:00

Rank	Bib	Name	Ctry Code	Date of Birth	1	2	3	Result	Points (Tot. Pts)	
1	388	O'CALLAGHAN Eoin Ireland	IRL	23 MAY 2007	13.35	12.81	13.83	13.83	718 (2155)	PB
2	399	EINBINDER Iddo Israel	ISR	9 AUG 2007	13.70	13.21	X	13.70	710 (2058)	PB
3	257	TROCHAIN Kilian France	FRA	18 MAR 2008	13.23	12.91	X	13.23	681 (2201)	=PB
4	149	BERNÝ Tadeáš Czechia	CZE	1 JAN 2007	13.02	12.64	12.64	13.02	668 (2069)	PB

SAT 20 JUL 2024
Start Time

12:15 Shot Put (5kg) Men

Results

EUROPEAN DECATHLON U18 BEST	8002 KAUL Niklas	GER	Pascual Guerrero Stadium, Cali (COL)	16 JUL 2015
CHAMPIONSHIP BEST	7626 GRÄBER Amadeus	GER	Givat Ram Stadium, Jerusalem (ISR)	7 JUL 2022
EUROPEAN U18 LEAD	7337 KONSO Tristan	EST	Kaunas (LTU)	2 JUN 2024
EUROPEAN DECATHLON U18 BEST	18.06 KOZJAKOVŠ Oļegs	LAT	Kasarani, Nairobi (KEN)	12 JUL 2017
CHAMPIONSHIP BEST	17.17 KOZJAKOVŠ Oļegs	LAT	Olimpiai Sportpark, Győr (HUN)	7 JUL 2018

GROUP B Start Time: 12:13 End Time: 13:00

Rank	Bib	Name	Ctry Code	Date of Birth	1	2	3	Result	Points (Tot. Pts)
5	252	LANNURIEN Mael-Bephassou	FRA	14 FEB 2008	12.55	X	12.91	12.91	662 (2205)
6	213	PUIESTEE Ron Sebastian	EST	28 APR 2007	11.96	12.35	12.91	12.91	662 (2307)
7	204	SENENT Hugo	ESP	29 JAN 2007	X	X	12.85	12.85	658 (2118)
8	602	GROB Nils	SUI	1 JAN 2007	11.63	12.11	12.82	12.82	656 (2258)
9	156	PEFFEK Matěj	CZE	1 JAN 2007	11.16	12.45	12.56	12.56	640 (2026)
10	436	SORCI Matteo	ITA	29 MAR 2008	12.55	X	12.02	12.55	640 PB (2218)
11	443	LEŠINSKIS Ernests	LAT	28 JUN 2008	12.45	X	11.71	12.45	634 (1983)
12	476	LUTGENDORFF Sytse	NED		12.16	12.35	12.40	12.40	631 (2164)
13	538	FALIEU-MANÉ Samuel	POR	14 JUL 2007	11.41	11.22	11.61	11.61	583 (2050)
14	633	STANISLAV Matej	SVK	4 JUL 2007	10.52	10.97	11.29	11.29	563 (2001)
15	366	MOLNÁR Ádám	HUN	9 JAN 2007	10.69	10.57	11.27	11.27	562 (1913)
16	218	HAAKSLUOTO Arttu	FIN	15 MAY 2007	10.88	10.54	X	10.88	539 (1891)

Starting order	1	2	3	4	5	6	7	8	9	10	11	12	13	14
	252	399	204	366	218	388	156	633	538	436	213	149	476	257
Starting order	15	16												
	443	602												

Weather conditions

Start of the event:
End of the event:

Temperature

24°C
24°C

Humidity

58%
58%

Conditions

Overcast
Overcast

Legend:	(Tot. Pts)	Total Points	=PB	Equal Personal Best	PB	Personal Best	X	Failure
----------------	------------	--------------	-----	---------------------	----	---------------	---	---------

SAT 20 JUL 2024
 Start Time

 12:15 **Shot Put (5kg) Men**
Results Summary

EUROPEAN DECATHLON U18 BEST	8002 KAUL Niklas	GER	Pascual Guerrero Stadium, Cali (COL)	16 JUL 2015
CHAMPIONSHIP BEST	7626 GRÄBER Amadeus	GER	Givat Ram Stadium, Jerusalem (ISR)	7 JUL 2022
EUROPEAN U18 LEAD	7337 KONSO Tristan	EST	Kaunas (LTU)	2 JUN 2024
EUROPEAN DECATHLON U18 BEST	18.06 KOZJAKOVŠ Oļegs	LAT	Kasarani, Nairobi (KEN)	12 JUL 2017
CHAMPIONSHIP BEST	17.17 KOZJAKOVŠ Oļegs	LAT	Olimpiai Sportpark, Győr (HUN)	7 JUL 2018

Rank	Bib	Name	Ctry Code	Group	Position	Result	
1	540	HRABAR Denis	POR	A	1	16.04	
2	314	STEFFEN Anton	GER	A	2	15.17	
3	639	DA SILVA Liam Belo	SWE	A	3	14.95	PB
4	482	SNOEK Mikai	NED	A	4	14.72	
5	636	ARNELL Rasmus	SWE	A	5	14.57	PB
6	518	KUŚMIEREK Damian	POL	A	6	14.53	
7	593	TOMIĆ Luka	SRB	A	7	14.19	
8	209	KONSO Tristan	EST	A	8	13.88	PB
9	617	THOMMEN Nevis	SUI	A	9	13.85	
10	510	GÓRALCZYK Kacper	POL	A	10	13.84	
11	388	O'CALLAGHAN Eoin	IRL	B	1	13.83	PB
12	399	EINBINDER Iddo	ISR	B	2	13.70	PB
13	167	GRAVGAARD NIELSEN Nicklas	DEN	A	11	13.64	
14	170	SKYTTE CHRISTENSEN August	DEN	A	12	13.45	
15	334	KOSMOPOULOS Nikolaos	GRE	A	13	13.39	
16	257	TROCHAIN Kilian	FRA	B	3	13.23	=PB
17	149	BERNÝ Tadeáš	CZE	B	4	13.02	PB
18	191	GONZALEZ Jesus	ESP	A	14	12.93	
19	252	LANNURIEN Mael-Bephassou	FRA	B	5	12.91	
20	213	PUJESTEE Ron Sebastian	EST	B	6	12.91	
21	204	SESENT Hugo	ESP	B	7	12.85	
22	602	GROB Nils	SUI	B	8	12.82	
23	291	GÜNTHER Paul	GER	A	15	12.69	
24	156	PEFFEK Matěj	CZE	B	9	12.56	
25	436	SORCI Matteo	ITA	B	10	12.55	PB
26	443	LEŠINSKIS Ernests	LAT	B	11	12.45	
27	476	LUTGENDORFF Sytse	NED	B	12	12.40	
28	441	KARLSBERGS Kārlis Jēkabs	LAT	A	16	12.36	
29	538	FALIEU-MANÉ Samuel	POR	B	13	11.61	
30	633	STANISLAV Matej	SVK	B	14	11.29	
31	366	MOLNÁR Ádám	HUN	B	15	11.27	
32	218	HAAKSLUOTO Arttu	FIN	B	16	10.88	

Legend:
 =PB Equal Personal Best PB Personal Best

Results

EUROPEAN DECATHLON U18 BEST	8002 KAUL Niklas	GER	Pascual Guerrero Stadium, Cali (COL)	16 JUL 2015
CHAMPIONSHIP BEST	7626 GRÄBER Amadeus	GER	Givat Ram Stadium, Jerusalem (ISR)	7 JUL 2022
EUROPEAN U18 LEAD	7337 KONSO Tristan	EST	Kaunas (LTU)	2 JUN 2024
EUROPEAN DECATHLON U18 BEST	2.16 ZSIVOCZKY-PANDEL Attila	HUN	Budapest (HUN)	14 MAY 1994
CHAMPIONSHIP BEST	2.08 RICHARD JÄÄGER Harry	EST	Givat Ram Stadium, Jerusalem (ISR)	6 JUL 2022

GROUP A Start Time: 15:48 End Time: 17:38

Rank	Bib	Name	Ctry Code	Date of Birth	1.72	1.75	1.78	1.81	1.84	1.87	1.90	Result	Points (Tot. Pts)
					1.93	1.96	1.99	2.02	2.05				
1	639	DA SILVA Liam Belo Sweden	SWE	29 JUN 2007	-	O	-	-	O	-	O	2.02	822 PB (2997)
2	257	TROCHAIN Kilian France	FRA	18 MAR 2008	-	-	-	O	-	O	O	1.99	794 PB (2995)
3	366	MOLNÁR Ádám Hungary	HUN	9 JAN 2007	O	-	O	O	O	O	O	1.93	740 PB (2653)
4	538	FALIEU-MANÉ Samuel Portugal	POR	14 JUL 2007	-	O	-	O	O	XO	XO	1.93	740 (2790)
5	436	SORCI Matteo Italy	ITA	29 MAR 2008	-	O	-	O	XO	O	XO	1.93	740 PB (2958)
6	167	GRAVGAARD N. N Denmark	DEN	22 JAN 2007	-	O	O	O	O	O	XXO	1.90	714 PB (2922)
6	540	HRABAR Denis Portugal	POR	21 JAN 2007	-	-	O	O	O	O	XXO	1.90	714 (3126)
8	252	LANNURIEN Mael-Bephassou France	FRA	14 FEB 2008	-	-	-	XO	-	XXO	XXO	1.90	714 (2919)
9	476	LUTGENDORFF Sytse Netherlands	NED		-	-	-	O	O	O	XXX	1.87	687 (2851)
10	602	GROB Nils Switzerland	SUI	1 JAN 2007	-	-	O	O	XO	O	XXX	1.87	687 (2945)
11	441	KARLSBERGS Kārlis Jēkabs Latvia	LAT	13 MAR 2007	-	O	O	O	XO	XO	XXX	1.87	687 (2826)
12	191	GONZALEZ Jesus Spain	ESP	8 JAN 2007	O	-	O	O	XO	XXO	XXX	1.87	687 (2748)
13	388	O'CALLAGHAN Eoin Ireland	IRL	23 MAY 2007	-	O	-	O	O	XXX		1.84	661 (2816)
14	209	KONSO Tristan Estonia	EST	4 DEC 2007	O	XO	O	XXO	O	XXX		1.84	661 (3018)
15	510	GÓRALCZYK Kacper Poland	POL	28 MAR 2007	XO	O	XO	XXO	XXO	XXX		1.84	661 (2912)
16	593	TOMIĆ Luka Serbia	SRB	21 MAY 2007	O	O	XO	O	XXX			1.81	636 (2854)

GROUP B Start Time: 15:49 End Time: 17:51

Rank	Bib	Name	Ctry Code	Date of Birth	1.57	1.60	1.63	1.66	1.69	1.72	1.75	Result	Points (Tot. Pts)
					1.78	1.81	1.84	1.87	1.90	1.93	1.96		
1	399	EINBINDER Iddo Israel	ISR	9 AUG 2007	-	O	-	-	-	O	-	1.93	740 PB (2798)
					O	XO	XO	O	XO	XXO	XXX		

Results

EUROPEAN DECATHLON U18 BEST	8002 KAUL Niklas	GER	Pascual Guerrero Stadium, Cali (COL)	16 JUL 2015
CHAMPIONSHIP BEST	7626 GRÄBER Amadeus	GER	Givat Ram Stadium, Jerusalem (ISR)	7 JUL 2022
EUROPEAN U18 LEAD	7337 KONSO Tristan	EST	Kaunas (LTU)	2 JUN 2024
EUROPEAN DECATHLON U18 BEST	2.16 ZSIVOCZKY-PANDEL Attila	HUN	Budapest (HUN)	14 MAY 1994
CHAMPIONSHIP BEST	2.08 RICHARD JÄÄGER Harry	EST	Givat Ram Stadium, Jerusalem (ISR)	6 JUL 2022

GROUP B Start Time: 15:49 End Time: 17:51

Rank	Bib	Name	Ctry Code	Date of Birth	1.57	1.60	1.63	1.66	1.69	1.72	1.75	Result	Points (Tot. Pts)	
					1.78	1.81	1.84	1.87	1.90	1.93	1.96			
2	149	BERNÝ Tadeáš Czechia	CZE	1 JAN 2007	-	-	-	-	O	O	O	1.90	714	PB
					O	O	XO	O	XO	XXX			(2783)	
3	170	SKYTTE C. A Denmark	DEN	6 FEB 2007	-	-	-	-	-	O	O	1.90	714	PB
					O	O	O	XO	XXO	XXX			(2880)	
4	204	SENENT Hugo Spain	ESP	29 JAN 2007	-	-	-	-	O	-	O	1.87	687	PB
					O	O	XXO	O	XXX				(2805)	
5	213	PUIESTEE Ron Sebastian Estonia	EST	28 APR 2007	-	-	-	-	-	O	O	1.81	636	
					XO	XO	XXX						(2943)	
6	482	SNOEK Mikai Netherlands	NED	1 JAN 2007	-	-	-	-	O	O	O	1.81	636	
					XXO	XXO	XXX						(2769)	
6	518	KUŚMIEREK Damian Poland	POL	31 OCT 2007	-	-	-	-	-	O	O	1.81	636	
					XXO	XXO	XXX						(2794)	
8	291	GÜNTHER Paul Germany	GER	14 AUG 2007	-	-	-	O	O	O	XXO	1.81	636	PB
					XXO	XXO	r						(2081)	
9	636	ARNELL Rasmus Sweden	SWE	31 OCT 2007	-	-	-	O	-	O	O	1.78	610	
					O	XXX							(2611)	
9	314	STEFFEN Anton Germany	GER	1 JAN 2007	-	-	-	-	O	O	O	1.78	610	
					O	XXX							(2794)	
11	334	KOSMOPOULOS Nikolaos Greece	GRE	17 DEC 2007	-	O	O	O	O	O	O	1.78	610	
					XO	XXX							(2718)	
12	617	THOMMEN Nevis Switzerland	SUI	1 JAN 2007	-	-	-	-	O	O	XXX	1.72	560	
													(2792)	
13	156	PEFFEK Matěj Czechia	CZE	1 JAN 2007	-	-	-	XO	O	XXX		1.69	536	
													(2562)	
14	218	HAAKSLUOTO Arttu Finland	FIN	15 MAY 2007	-	O	O	XO	XXX			1.66	512	
													(2403)	
15	633	STANISLAV Matej Slovak Republic	SVK	4 JUL 2007	O	XXO	O	XXO	XXX			1.66	512	
													(2513)	
16	443	LEŠINSKIS Ernests Latvia	LAT	28 JUN 2008	XO	O	XXX					1.60	464	
													(2447)	

Weather conditions

Start of the event:
End of the event:

Temperature

26°C
25°C

Humidity

55%
56%

Conditions

Overcast
Overcast

Legend:

- Pass (Tot. Pts) Total Points O Clearance PB Personal Best
r Retired X Failure

SAT 20 JUL 2024

Start Time

15:50

High Jump Men
Results Summary

EUROPEAN DECATHLON U18 BEST	8002 KAUL Niklas	GER	Pascual Guerrero Stadium, Cali (COL)	16 JUL 2015
CHAMPIONSHIP BEST	7626 GRÄBER Amadeus	GER	Givat Ram Stadium, Jerusalem (ISR)	7 JUL 2022
EUROPEAN U18 LEAD	7337 KONSO Tristan	EST	Kaunas (LTU)	2 JUN 2024
EUROPEAN DECATHLON U18 BEST	2.16 ZSIVOCZKY-PANDEL Attila	HUN	Budapest (HUN)	14 MAY 1994
CHAMPIONSHIP BEST	2.08 RICHARD JÄÄGER Harry	EST	Givat Ram Stadium, Jerusalem (ISR)	6 JUL 2022

Rank	Bib	Name	Ctry Code	Group	Position	Result	
1	639	DA SILVA Liam Belo	SWE	A	1	2.02	PB
2	257	TROCHAIN Kilian	FRA	A	2	1.99	PB
3	366	MOLNÁR Ádám	HUN	A	3	1.93	PB
4	538	FALIEU-MANÉ Samuel	POR	A	4	1.93	
5	436	SORCI Matteo	ITA	A	5	1.93	PB
6	399	EINBINDER Iddo	ISR	B	1	1.93	PB
7	149	BERNÝ Tadeáš	CZE	B	2	1.90	PB
8	167	GRAVGAARD NIELSEN Nicklas	DEN	A	6	1.90	PB
8	540	HRABAR Denis	POR	A	6	1.90	
10	170	SKYTTE CHRISTENSEN August	DEN	B	3	1.90	PB
11	252	LANNURIEN Mael-Bephassou	FRA	A	8	1.90	
12	476	LUTGENDORFF Sytse	NED	A	9	1.87	
13	602	GROB Nils	SUI	A	10	1.87	
14	204	SESENT Hugo	ESP	B	4	1.87	PB
15	441	KARLSBERGS Kārlis Jēkabs	LAT	A	11	1.87	
16	191	GONZALEZ Jesus	ESP	A	12	1.87	
17	388	O'CALLAGHAN Eoin	IRL	A	13	1.84	
18	209	KONSO Tristan	EST	A	14	1.84	
19	510	GÓRALCZYK Kacper	POL	A	15	1.84	
20	593	TOMIĆ Luka	SRB	A	16	1.81	
21	213	PUIESTEE Ron Sebastian	EST	B	5	1.81	
22	482	SNOEK Mikai	NED	B	6	1.81	
22	518	KUŚMIEREK Damian	POL	B	6	1.81	
24	291	GÜNTHER Paul	GER	B	8	1.81	PB
25	636	ARNELL Rasmus	SWE	B	9	1.78	
25	314	STEFFEN Anton	GER	B	9	1.78	
27	334	KOSMOPOULOS Nikolaos	GRE	B	11	1.78	
28	617	THOMMEN Nevis	SUI	B	12	1.72	
29	156	PEFFEK Matěj	CZE	B	13	1.69	
30	218	HAAKSLUOTO Arttu	FIN	B	14	1.66	
31	633	STANISLAV Matej	SVK	B	15	1.66	
32	443	LEŠINSKIS Ernests	LAT	B	16	1.60	

Legend:
PB

Personal Best

SAT 20 JUL 2024

Start Time

19:45

400m Men
Results

EUROPEAN DECATHLON U18 BEST	8002 KAUL Niklas	GER	Pascual Guerrero Stadium, Cali (COL)	16 JUL 2015
CHAMPIONSHIP BEST	7626 GRÄBER Amadeus	GER	Givat Ram Stadium, Jerusalem (ISR)	7 JUL 2022
EUROPEAN U18 LEAD	7337 KONSO Tristan	EST	Kaunas (LTU)	2 JUN 2024
EUROPEAN DECATHLON U18 BEST	48.09 WARHOLM Karsten	NOR	Donetsk (UKR)	10 JUL 2013
CHAMPIONSHIP BEST	48.79 ROOSEN Sven	NED	Olimpiai Sportpark, Győr (HUN)	7 JUL 2018

HEAT 1 Start Time: 19:45

Rank	Bib	Name	Ctry Code	Date of Birth	Lane	Reaction Time	Result	Points	
1	538	FALIEU-MANÉ Samuel Portugal	POR	14 JUL 2007	8	0.161	52.30	712	PB
2	334	KOSMOPOULOS Nikolaos Greece	GRE	17 DEC 2007	4	0.227	52.67	696	PB
3	639	DA SILVA Liam Belo Sweden	SWE	29 JUN 2007	1	0.180	53.15	675	PB
4	191	GONZALEZ Jesus Spain	ESP	8 JAN 2007	2	0.230	53.67	653	
5	633	STANISLAV Matej Slovak Republic	SVK	4 JUL 2007	6	0.170 L	53.79	648	PB TR17.3.3(L)
6	314	STEFFEN Anton Germany	GER	1 JAN 2007	7	0.194	53.90	644	
7	593	TOMIĆ Luka Serbia	SRB	21 MAY 2007	3	0.174	53.93	642	
8	170	SKYTTE CHRISTENSEN August Denmark	DEN	6 FEB 2007	5	0.175	54.58	616	

HEAT 2 Start Time: 19:52

Rank	Bib	Name	Ctry Code	Date of Birth	Lane	Reaction Time	Result	Points	
1	443	LEŠINSKIS Ernests Latvia	LAT	28 JUN 2008	3	0.155	51.21	760	PB
2	167	GRAVGAARD NIELSEN Nicklas Denmark	DEN	22 JAN 2007	6	0.162	52.01	724	
3	399	EINBINDER Iddo Israel	ISR	9 AUG 2007	4	0.317	52.18	717	
4	518	KUŚMIEREK Damian Poland	POL	31 OCT 2007	2	0.194	52.32	711	PB
5	482	SNOEK Mikai Netherlands	NED	1 JAN 2007	7	0.188	52.67	696	
6	617	THOMMEN Nevis Switzerland	SUI	1 JAN 2007	5	0.141	53.25	671	
7	218	HAAKSLUOTO Arttu Finland	FIN	15 MAY 2007	8	0.248	53.34	667	
8	602	GROB Nils Switzerland	SUI	1 JAN 2007	1	0.161	53.40	665	

HEAT 3 Start Time: 19:59

Rank	Bib	Name	Ctry Code	Date of Birth	Lane	Reaction Time	Result	Points	
1	636	ARNELL Rasmus Sweden	SWE	31 OCT 2007	2	0.187	50.01	814	PB
2	388	O'CALLAGHAN Eoin Ireland	IRL	23 MAY 2007	7	0.182	50.23	804	PB
3	156	PEFFEK Matěj Czechia	CZE	1 JAN 2007	5	0.199	50.54	790	PB
4	436	SORCI Matteo Italy	ITA	29 MAR 2008	4	0.240 L	50.84	776	PB TR17.3.3(L)
5	540	HRABAR Denis Portugal	POR	21 JAN 2007	6	0.236	50.86	775	PB
6	366	MOLNÁR Ádám Hungary	HUN	9 JAN 2007	3	0.194	51.04	767	PB

SAT 20 JUL 2024

Start Time

19:45

400m Men

Results

EUROPEAN DECATHLON U18 BEST	8002 KAUL Niklas	GER	Pascual Guerrero Stadium, Cali (COL)	16 JUL 2015
CHAMPIONSHIP BEST	7626 GRÄBER Amadeus	GER	Givat Ram Stadium, Jerusalem (ISR)	7 JUL 2022
EUROPEAN U18 LEAD	7337 KONSO Tristan	EST	Kaunas (LTU)	2 JUN 2024
EUROPEAN DECATHLON U18 BEST	48.09 WARHOLM Karsten	NOR	Donetsk (UKR)	10 JUL 2013
CHAMPIONSHIP BEST	48.79 ROOSEN Sven	NED	Olimpiai Sportpark, Győr (HUN)	7 JUL 2018

HEAT 3 Start Time: 19:59

Rank	Bib	Name	Ctry Code	Date of Birth	Lane	Reaction Time	Result	Points	
7	204	SEMENT Hugo Spain	ESP	29 JAN 2007	8	0.186	51.05	767	PB
8	149	BERNÝ Tadeáš Czechia	CZE	1 JAN 2007	1	0.194	51.75	736	

HEAT 4 Start Time: 20:06

Rank	Bib	Name	Ctry Code	Date of Birth	Lane	Reaction Time	Result	Points	
1	209	KONSO Tristan Estonia	EST	4 DEC 2007	8	0.179	48.95	864	PB
2	441	KARLSBERGS Kārlis Jēkabs Latvia	LAT	13 MAR 2007	7	0.267	50.02	814	PB
3	510	GÓRALCZYK Kacper Poland	POL	28 MAR 2007	2	0.198	50.18	806	PB
4	213	PUJESTEE Ron Sebastian Estonia	EST	28 APR 2007	5	0.163	50.41	796	PB
5	252	LANNURIEN Mael-Bephassou France	FRA	14 FEB 2008	3	0.217	50.83	777	
6	257	TROCHAIN Kilian France	FRA	18 MAR 2008	1	0.187	50.92	773	
7	476	LUTGENDORFF Sytse Netherlands	NED		4	0.218	51.02	768	
	291	GÜNTHER Paul Germany	GER	14 AUG 2007	6	0.202	DQ	0	TR17.2.3

Weather conditions at the beginning of the 1st heat

Temperature: 24°C Humidity: 64% Conditions: Overcast

Note:
 TR17.2.3 - Lane infringement
 TR17.3.3(L) - First lane infringement

Legend:
DQ Disqualified **L** Lane Infringement **PB** Personal Best **TR** Technical Rule

SAT 20 JUL 2024

Start Time

19:45

Decathlon U18 Men

400m Men

Results Summary

EUROPEAN DECATHLON U18 BEST	8002 KAUL Niklas	GER	Pascual Guerrero Stadium, Cali (COL)	16 JUL 2015
CHAMPIONSHIP BEST	7626 GRÄBER Amadeus	GER	Givat Ram Stadium, Jerusalem (ISR)	7 JUL 2022
EUROPEAN U18 LEAD	7337 KONSO Tristan	EST	Kaunas (LTU)	2 JUN 2024
EUROPEAN DECATHLON U18 BEST	48.09 WARHOLM Karsten	NOR	Donetsk (UKR)	10 JUL 2013
CHAMPIONSHIP BEST	48.79 ROOSEN Sven	NED	Olimpiai Sportpark, Győr (HUN)	7 JUL 2018

Rank	Bib	Name	Ctry Code	Heat	Lane	Position	Time	
1	209	KONSO Tristan	EST	4	8	1	48.95	PB
2	636	ARNELL Rasmus	SWE	3	2	1	50.01	PB
3	441	KARLSBERGS Kārlis Jēkabs	LAT	4	7	2	50.02	PB
4	510	GÓRALCZYK Kacper	POL	4	2	3	50.18	PB
5	388	O'CALLAGHAN Eoin	IRL	3	7	2	50.23	PB
6	213	PUIESTEE Ron Sebastian	EST	4	5	4	50.41	PB
7	156	PEFFEK Matěj	CZE	3	5	3	50.54	PB
8	252	LANNURIEN Mael-Bephassou	FRA	4	3	5	50.83	
9	436	SORCI Matteo	ITA	3	4	4	50.84	PB TR17.3.3(L)
10	540	HRABAR Denis	POR	3	6	5	50.86	PB
11	257	TROCHAIN Kilian	FRA	4	1	6	50.92	
12	476	LUTGENDORFF Sytse	NED	4	4	7	51.02	
13	366	MOLNÁR Ádám	HUN	3	3	6	51.04	PB
14	204	SESENT Hugo	ESP	3	8	7	51.05	PB
15	443	LEŠINSKIS Ernests	LAT	2	3	1	51.21	PB
16	149	BERNÝ Tadeáš	CZE	3	1	8	51.75	
17	167	GRAVGAARD NIELSEN Nicklas	DEN	2	6	2	52.01	
18	399	EINBINDER Iddo	ISR	2	4	3	52.18	
19	538	FALIEU-MANÉ Samuel	POR	1	8	1	52.30	PB
20	518	KUŚMIEREK Damian	POL	2	2	4	52.32	PB
21	482	SNOEK Mikai	NED	2	7	5	52.67 (.661)	
22	334	KOSMOPOULOS Nikolaos	GRE	1	4	2	52.67 (.665)	PB
23	639	DA SILVA Liam Belo	SWE	1	1	3	53.15	PB
24	617	THOMMEN Nevis	SUI	2	5	6	53.25	
25	218	HAAKSLUOTO Arttu	FIN	2	8	7	53.34	
26	602	GROB Nils	SUI	2	1	8	53.40	
27	191	GONZALEZ Jesus	ESP	1	2	4	53.67	
28	633	STANISLAV Matej	SVK	1	6	5	53.79	PB TR17.3.3(L)
29	314	STEFFEN Anton	GER	1	7	6	53.90	
30	593	TOMIĆ Luka	SRB	1	3	7	53.93	
31	170	SKYTTE CHRISTENSEN August	DEN	1	5	8	54.58	
	291	GÜNTHER Paul	GER	4	6		DQ	TR17.2.3

Note:
TR17.2.3 - Lane infringement
TR17.3.3(L) - First lane infringement

Legend:
DQ Disqualified L Lane Infringement PB Personal Best TR Technical Rule

SUN 21 JUL 2024
Start Time

9:10m Hurdles (91.4cm) Men

Results

EUROPEAN DECATHLON U18 BEST	8002 KAUL Niklas	GER	Pascual Guerrero Stadium, Cali (COL)	16 JUL 2015
CHAMPIONSHIP BEST	7626 GRÄBER Amadeus	GER	Givat Ram Stadium, Jerusalem (ISR)	7 JUL 2022
EUROPEAN U18 LEAD	7337 KONSO Tristan	EST	Kaunas (LTU)	2 JUN 2024
EUROPEAN DECATHLON U18 BEST	13.64 LEOST Corentin	FRA	Laval (FRA)	16 JUN 2019
CHAMPIONSHIP BEST	13.81 ROOSEN Sven	NED	Olimpiai Sportpark, Győr (HUN)	8 JUL 2018

HEAT 1 Start Time: 9:00

Wind: +0.7 m/s

Rank	Bib	Name	Ctry Code	Date of Birth	Lane	Reaction Time	Result	Points	
1	209	KONSO Tristan Estonia	EST	4 DEC 2007	8	0.163	13.52	1037	EDU18B
2	252	LANNURIEN Mael-Bephassou France	FRA	14 FEB 2008	3	0.211	13.95	981	
3	602	GROB Nils Switzerland	SUI	1 JAN 2007	4	0.158	14.11	960	
4	441	KARLSBERGS Kārlis Jēkabs Latvia	LAT	13 MAR 2007	5	0.211	14.22	946	
5	633	STANISLAV Matej Slovak Republic	SVK	4 JUL 2007	2	0.170	14.36	929	
6	257	TROCHAIN Kilian France	FRA	18 MAR 2008	7	0.158	14.37	927	
7	191	GONZALEZ Jesus Spain	ESP	8 JAN 2007	1	0.185	14.82	871	
	617	THOMMEN Nevis Switzerland	SUI	1 JAN 2007	6		DNS		

HEAT 2 Start Time: 9:07

Wind: +1.3 m/s

Rank	Bib	Name	Ctry Code	Date of Birth	Lane	Reaction Time	Result	Points	
1	204	SENENT Hugo Spain	ESP	29 JAN 2007	4	0.174	14.42	921	PB
2	170	SKYTTE CHRISTENSEN August Denmark	DEN	6 FEB 2007	5	0.208	14.48	913	PB
3	510	GÓRALCZYK Kacper Poland	POL	28 MAR 2007	1	0.203	14.50 (.495)	911	
4	436	SORCI Matteo Italy	ITA	29 MAR 2008	8	0.190	14.50 (.497)	911	PB
5	518	KUŚMIEREK Damian Poland	POL	31 OCT 2007	7	0.194	14.51	910	
6	593	TOMIĆ Luka Serbia	SRB	21 MAY 2007	3	0.193	14.56	903	
7	399	EINBINDER Iddo Israel	ISR	9 AUG 2007	6	0.202	14.82	871	
	156	PEFFEK Matěj Czechia	CZE	1 JAN 2007	2	0.147	DNF	0	

HEAT 3 Start Time: 9:14

Wind: -0.6 m/s

Rank	Bib	Name	Ctry Code	Date of Birth	Lane	Reaction Time	Result	Points	
1	388	O'CALLAGHAN Eoin Ireland	IRL	23 MAY 2007	8	0.197	14.55	905	PB
2	540	HRABAR Denis Portugal	POR	21 JAN 2007	7	0.245	14.68	889	PB
3	291	GÜNTHER Paul Germany	GER	14 AUG 2007	5	0.190	14.75	880	PB
4	476	LUTGENDORFF Sytse Netherlands	NED		2	0.217	14.92	859	PB
5	482	SNOEK Mikai Netherlands	NED	1 JAN 2007	4	0.176	14.95	856	
6	538	FALIEU-MANÉ Samuel Portugal	POR	14 JUL 2007	3	0.160	14.98	852	

SUN 21 JUL 2024
 Start Time

9:10m Hurdles (91.4cm) Men
Results

EUROPEAN DECATHLON U18 BEST	8002 KAUL Niklas	GER	Pascual Guerrero Stadium, Cali (COL)	16 JUL 2015
CHAMPIONSHIP BEST	7626 GRÄBER Amadeus	GER	Givat Ram Stadium, Jerusalem (ISR)	7 JUL 2022
EUROPEAN U18 LEAD	7337 KONSO Tristan	EST	Kaunas (LTU)	2 JUN 2024
EUROPEAN DECATHLON U18 BEST	13.64 LEOST Corentin	FRA	Laval (FRA)	16 JUN 2019
CHAMPIONSHIP BEST	13.81 ROOSEN Sven	NED	Olimpiai Sportpark, Győr (HUN)	8 JUL 2018

HEAT 3 Start Time: 9:14

Wind: -0.6 m/s

Rank	Bib	Name	Ctry Code	Date of Birth	Lane	Reaction Time	Result	Points
7	334	KOSMOPOULOS Nikolaos Greece	GRE	17 DEC 2007	1	0.235	15.02	847
8	366	MOLNÁR Ádám Hungary	HUN	9 JAN 2007	6	0.186	15.07	841

HEAT 4 Start Time: 9:21

Wind: -0.6 m/s

Rank	Bib	Name	Ctry Code	Date of Birth	Lane	Reaction Time	Result	Points
1	636	ARNELL Rasmus Sweden	SWE	31 OCT 2007	8	0.202	14.81	873 PB
2	149	BERNÝ Tadeáš Czechia	CZE	1 JAN 2007	2	0.173	14.97	853 PB
3	167	GRAVGAARD NIELSEN Nicklas Denmark	DEN	22 JAN 2007	7	0.204	15.31	812
4	213	PUJESTEE Ron Sebastian Estonia	EST	28 APR 2007	6	0.211	15.33	810
5	314	STEFFEN Anton Germany	GER	1 JAN 2007	5	0.181	15.39	803
6	218	HAAKSLUOTO Arttu Finland	FIN	15 MAY 2007	3	0.202	15.48	792
7	443	LEŠINSKIS Ernests Latvia	LAT	28 JUN 2008	1	0.179	15.51	789
8	639	DA SILVA Liam Belo Sweden	SWE	29 JUN 2007	4	0.184	15.56	783 PB

Weather conditions at the beginning of the 1st heat

Temperature: 19°C Humidity: 78% Conditions: Partly cloudy

Legend:	DNF Did not Finish	DNS Did not Start	EDU18B European Decathlon U18 Best	PB Personal Best
----------------	---------------------------	--------------------------	---	-------------------------

Results Summary

EUROPEAN DECATHLON U18 BEST	8002 KAUL Niklas	GER	Pascual Guerrero Stadium, Cali (COL)	16 JUL 2015
CHAMPIONSHIP BEST	7626 GRÄBER Amadeus	GER	Givat Ram Stadium, Jerusalem (ISR)	7 JUL 2022
EUROPEAN U18 LEAD	7337 KONSO Tristan	EST	Kaunas (LTU)	2 JUN 2024
EUROPEAN DECATHLON U18 BEST	13.64 LEOST Corentin	FRA	Laval (FRA)	16 JUN 2019
CHAMPIONSHIP BEST	13.81 ROOSEN Sven	NED	Olimpiai Sportpark, Győr (HUN)	8 JUL 2018

Rank	Bib	Name	Ctry Code	Heat	Lane	Position	Wind	Time	
1	209	KONSO Tristan	EST	1	8	1	+0.7	13.52	EDU18B
2	252	LANNURIEN Mael-Bephassou	FRA	1	3	2	+0.7	13.95	
3	602	GROB Nils	SUI	1	4	3	+0.7	14.11	
4	441	KARLSBERGS Kārlis Jēkabs	LAT	1	5	4	+0.7	14.22	
5	633	STANISLAV Matej	SVK	1	2	5	+0.7	14.36	
6	257	TROCHAIN Kilian	FRA	1	7	6	+0.7	14.37	
7	204	SENENT Hugo	ESP	2	4	1	+1.3	14.42	PB
8	170	SKYTTE CHRISTENSEN August	DEN	2	5	2	+1.3	14.48	PB
9	510	GÓRALCZYK Kacper	POL	2	1	3	+1.3	14.50 (.495)	
10	436	SORCI Matteo	ITA	2	8	4	+1.3	14.50 (.497)	PB
11	518	KUŚMIEREK Damian	POL	2	7	5	+1.3	14.51	
12	388	O'CALLAGHAN Eoin	IRL	3	8	1	-0.6	14.55	PB
13	593	TOMIĆ Luka	SRB	2	3	6	+1.3	14.56	
14	540	HRABAR Denis	POR	3	7	2	-0.6	14.68	PB
15	291	GÜNTHER Paul	GER	3	5	3	-0.6	14.75	PB
16	636	ARNELL Rasmus	SWE	4	8	1	-0.6	14.81	PB
17	191	GONZALEZ Jesus	ESP	1	1	7	+0.7	14.82 (.814)	
17	399	EINBINDER Iddo	ISR	2	6	7	+1.3	14.82 (.814)	
19	476	LUTGENDORFF Sytse	NED	3	2	4	-0.6	14.92	PB
20	482	SNOEK Mikai	NED	3	4	5	-0.6	14.95	
21	149	BERNÝ Tadeáš	CZE	4	2	2	-0.6	14.97	PB
22	538	FALIEU-MANÉ Samuel	POR	3	3	6	-0.6	14.98	
23	334	KOSMOPOULOS Nikolaos	GRE	3	1	7	-0.6	15.02	
24	366	MOLNÁR Ádám	HUN	3	6	8	-0.6	15.07	
25	167	GRAVGAARD NIELSEN Nicklas	DEN	4	7	3	-0.6	15.31	
26	213	PUIESTEE Ron Sebastian	EST	4	6	4	-0.6	15.33	
27	314	STEFFEN Anton	GER	4	5	5	-0.6	15.39	
28	218	HAAKSLUOTO Arttu	FIN	4	3	6	-0.6	15.48	
29	443	LEŠINSKIS Ernests	LAT	4	1	7	-0.6	15.51	
30	639	DA SILVA Liam Belo	SWE	4	4	8	-0.6	15.56	PB
	156	PEFFEK Matěj	CZE	2	2			DNF	
	617	THOMMEN Nevis	SUI	1	6			DNS	

Legend:	DNF Did not Finish	DNS Did not Start	EDU18B European Decathlon U18 Best	PB Personal Best
----------------	---------------------------	--------------------------	---	-------------------------

SUN 21 JUL 2024
 Start Time

 10 **Discus Throw (1.5kg) Men**
Results

EUROPEAN DECATHLON U18 BEST	8002 KAUL Niklas	GER	Pascual Guerrero Stadium, Cali (COL)	16 JUL 2015
CHAMPIONSHIP BEST	7626 GRÄBER Amadeus	GER	Givat Ram Stadium, Jerusalem (ISR)	7 JUL 2022
EUROPEAN U18 LEAD	7337 KONSO Tristan	EST	Kaunas (LTU)	2 JUN 2024
EUROPEAN DECATHLON U18 BEST	53.28 VERHULST Ides	BEL	Deinze (BEL)	18 SEP 2022
CHAMPIONSHIP BEST	51.61 KOZJAKOVŠ Oļegs	LAT	Olimpiai Sportpark, Győr (HUN)	8 JUL 2018

GROUP A Start Time: 10:07 End Time: 11:00

Rank	Bib	Name	Ctry Code	Date of Birth	1	2	3	Result	Points (Tot. Pts)	
1	639	DA SILVA Liam Belo	SWE	29 JUN 2007	X	48.51	51.91	51.91	910	CB
		Sweden							(5365)	
2	209	KONSO Tristan	EST	4 DEC 2007	43.14	37.07	X	43.14	729	
		Estonia							(5648)	
3	252	LANNURIEN Mael-Bephassou	FRA	14 FEB 2008	37.96	36.46	40.98	40.98	684	PB
		France							(5361)	
4	257	TROCHAIN Kilian	FRA	18 MAR 2008	40.70	38.62	X	40.70	679	PB
		France							(5374)	
5	602	GROB Nils	SUI	1 JAN 2007	38.18	40.59	38.60	40.59	677	PB
		Switzerland							(5247)	
6	510	GÓRALCZYK Kacper	POL	28 MAR 2007	39.29	39.73	39.66	39.73	659	
		Poland							(5288)	
7	170	SKYTTE C. A	DEN	6 FEB 2007	39.39	X	37.85	39.39	652	
		Denmark							(5061)	
8	518	KUŚMIEREK Damian	POL	31 OCT 2007	33.96	34.89	39.34	39.34	651	PB
		Poland							(5066)	
9	593	TOMIĆ Luka	SRB	21 MAY 2007	39.25	X	X	39.25	649	
		Serbia							(5048)	
10	191	GONZALEZ Jesus	ESP	8 JAN 2007	33.29	38.40	X	38.40	632	
		Spain							(4904)	
11	213	PUIESTEE Ron Sebastian	EST	28 APR 2007	37.73	36.64	X	37.73	619	
		Estonia							(5168)	
12	441	KARLSBERGS Kārlis Jēkabs	LAT	13 MAR 2007	37.47	X	37.50	37.50	614	
		Latvia							(5200)	
13	149	BERNÝ Tadeáš	CZE	1 JAN 2007	X	37.31	37.18	37.31	610	
		Czechia							(4982)	
14	540	HRABAR Denis	POR	21 JAN 2007	35.91	36.01	X	36.01	584	
		Portugal							(5374)	
15	218	HAAKSLUOTO Arttu	FIN	15 MAY 2007	X	33.93	X	33.93	542	PB
		Finland							(4404)	

Starting order	1	2	3	4	5	6	7	8	9	10	11	12	13	14
	213	510	209	639	593	602	170	218	252	441	191	518	149	257
Starting order	15													
	540													

GROUP B Start Time: 11:29 End Time: 12:15

Rank	Bib	Name	Ctry Code	Date of Birth	1	2	3	Result	Points (Tot. Pts)	
1	314	STEFFEN Anton	GER	1 JAN 2007	43.97	46.72	46.45	46.72	802	PB
		Germany							(5043)	
2	482	SNOEK Mikai	NED	1 JAN 2007	43.45	X	46.23	46.23	792	
		Netherlands							(5113)	
3	443	LEŠINSKIS Ernests	LAT	28 JUN 2008	X	37.02	41.06	41.06	686	PB
		Latvia							(4682)	
4	476	LUTGENDORFF Sytse	NED		40.29	40.86	X	40.86	682	PB
		Netherlands							(5160)	
5	636	ARNELL Rasmus	SWE	31 OCT 2007	40.82	40.46	X	40.82	681	
		Sweden							(4979)	

Results

EUROPEAN DECATHLON U18 BEST	8002 KAUL Niklas	GER	Pascual Guerrero Stadium, Cali (COL)	16 JUL 2015
CHAMPIONSHIP BEST	7626 GRÄBER Amadeus	GER	Givat Ram Stadium, Jerusalem (ISR)	7 JUL 2022
EUROPEAN U18 LEAD	7337 KONSO Tristan	EST	Kaunas (LTU)	2 JUN 2024
EUROPEAN DECATHLON U18 BEST	53.28 VERHULST Ides	BEL	Deinze (BEL)	18 SEP 2022
CHAMPIONSHIP BEST	51.61 KOZJAKOVŠ Oļegs	LAT	Olimpijai Sportpark, Győr (HUN)	8 JUL 2018

GROUP B Start Time: 11:29 End Time: 12:15

Rank	Bib	Name	Ctry Code	Date of Birth	1	2	3	Result	Points (Tot. Pts)	
6	388	O'CALLAGHAN Eoin	IRL	23 MAY 2007	38.75	X	39.36	39.36	652	
		Ireland							(5177)	
7	334	KOSMOPOULOS Nikolaos	GRE	17 DEC 2007	35.69	38.56	36.72	38.56	635	
		Greece							(4896)	
8	399	EINBINDER Iddo	ISR	9 AUG 2007	26.59	37.53	X	37.53	615	
		Israel							(5001)	
9	436	SORCI Matteo	ITA	29 MAR 2008	31.47	36.89	X	36.89	602	
		Italy							(5247)	
10	167	GRAVGAARD N. N	DEN	22 JAN 2007	34.25	36.39	34.96	36.39	592	PB
		Denmark							(5050)	
11	204	SEMENT Hugo	ESP	29 JAN 2007	30.20	36.28	X	36.28	589	
		Spain							(5082)	
12	633	STANISLAV Matej	SVK	4 JUL 2007	33.43	X	34.40	34.40	552	PB
		Slovak Republic							(4642)	
13	538	FALIEU-MANÉ Samuel	POR	14 JUL 2007	32.93	X	31.23	32.93	522	
		Portugal							(4876)	
14	366	MOLNÁR Ádám	HUN	9 JAN 2007	26.94	28.35	30.80	30.80	480	
		Hungary							(4741)	
	291	GÜNTHER Paul	GER	14 AUG 2007				DNS		
		Germany								

Starting order	1	2	3	4	5	6	7	8	9	10	11	12	13	14
	436	636	314	633	204	291	538	366	482	334	388	443	476	399
Starting order	15													
	167													

Weather conditions

Start of the event:
End of the event:

Temperature

22°C
24°C

Humidity

69%
53%

Conditions

Few clouds
Sunny

Legend:	Total Points	CB	Championship Best	DNS	Did not Start	PB	Personal Best
X	Failure						

SUN 21 JUL 2024
 Start Time

 10 **Discus Throw (1.5kg) Men**
Results Summary

EUROPEAN DECATHLON U18 BEST	8002 KAUL Niklas	GER	Pascual Guerrero Stadium, Cali (COL)	16 JUL 2015
CHAMPIONSHIP BEST	7626 GRÄBER Amadeus	GER	Givat Ram Stadium, Jerusalem (ISR)	7 JUL 2022
EUROPEAN U18 LEAD	7337 KONSO Tristan	EST	Kaunas (LTU)	2 JUN 2024
EUROPEAN DECATHLON U18 BEST	53.28 VERHULST Ides	BEL	Deinze (BEL)	18 SEP 2022
CHAMPIONSHIP BEST	51.61 KOZJAKOVŠ Oļegs	LAT	Olimpijai Sportpark, Győr (HUN)	8 JUL 2018

Rank	Bib	Name	Ctry Code	Group	Position	Result	
1	639	DA SILVA Liam Belo	SWE	A	1	51.91	CB
2	314	STEFFEN Anton	GER	B	1	46.72	PB
3	482	SNOEK Mikai	NED	B	2	46.23	
4	209	KONSO Tristan	EST	A	2	43.14	
5	443	LEŠINSKIS Ernests	LAT	B	3	41.06	PB
6	252	LANNURIEN Mael-Bephassou	FRA	A	3	40.98	PB
7	476	LUTGENDORFF Sytse	NED	B	4	40.86	PB
8	636	ARNELL Rasmus	SWE	B	5	40.82	
9	257	TROCHAIN Kilian	FRA	A	4	40.70	PB
10	602	GROB Nils	SUI	A	5	40.59	PB
11	510	GÓRALCZYK Kacper	POL	A	6	39.73	
12	170	SKYTTE CHRISTENSEN August	DEN	A	7	39.39	
13	388	O'CALLAGHAN Eoin	IRL	B	6	39.36	
14	518	KUŚMIEREK Damian	POL	A	8	39.34	PB
15	593	TOMIĆ Luka	SRB	A	9	39.25	
16	334	KOSMOPOULOS Nikolaos	GRE	B	7	38.56	
17	191	GONZALEZ Jesus	ESP	A	10	38.40	
18	213	PUIESTEE Ron Sebastian	EST	A	11	37.73	
19	399	EINBINDER Iddo	ISR	B	8	37.53	
20	441	KARLSBERGS Kārlis Jēkabs	LAT	A	12	37.50	
21	149	BERNÝ Tadeáš	CZE	A	13	37.31	
22	436	SORCI Matteo	ITA	B	9	36.89	
23	167	GRAVGAARD NIELSEN Nicklas	DEN	B	10	36.39	PB
24	204	SESENT Hugo	ESP	B	11	36.28	
25	540	HRABAR Denis	POR	A	14	36.01	
26	633	STANISLAV Matej	SVK	B	12	34.40	PB
27	218	HAAKSLUOTO Arttu	FIN	A	15	33.93	PB
28	538	FALIEU-MANÉ Samuel	POR	B	13	32.93	
29	366	MOLNÁR Ádám	HUN	B	14	30.80	
	291	GÜNTHER Paul	GER	B		DNS	

Legend:	CB Championship Best	DNS Did not Start	PB Personal Best
----------------	-----------------------------	--------------------------	-------------------------

Results

EUROPEAN DECATHLON U18 BEST	8002 KAUL Niklas	GER	Pascual Guerrero Stadium, Cali (COL)	16 JUL 2015
CHAMPIONSHIP BEST	7626 GRÄBER Amadeus	GER	Givat Ram Stadium, Jerusalem (ISR)	7 JUL 2022
EUROPEAN U18 LEAD	7337 KONSO Tristan	EST	Kaunas (LTU)	2 JUN 2024
EUROPEAN DECATHLON U18 BEST	5.00 SHAFIKOV Ranel	RUS	MAFSU SSHOR No.7 Arena, Kemerovo (RUS)	23 DEC 2021
CHAMPIONSHIP BEST	4.70 BRÜGGER Lionel	SUI	Givat Ram Stadium, Jerusalem (ISR)	7 JUL 2022

GROUP A Start Time: 12:01 End Time: 14:47

Rank	Bib	Name	Ctry Code	Date of Birth	3.70	3.80	3.90	4.00	4.10	4.20	4.30	Result	Points (Tot. Pts)
					4.40	4.50	4.60	4.70					
1	209	KONSO Tristan Estonia	EST	4 DEC 2007	-	-	-	XXO	O	O	O	4.60	790 PB (6438)
2	257	TROCHAIN Kilian France	FRA	18 MAR 2008	-	-	-	O	-	O	O	4.50	760 PB (6134)
3	593	TOMIĆ Luka Serbia	SRB	21 MAY 2007	-	-	XO	-	O	O	O	4.40	731 (5779)
4	149	BERNÝ Tadeáš Czechia	CZE	1 JAN 2007	-	-	-	O	-	XO	XO	4.40	731 (5713)
5	441	KARLSBERGS Kārlis Jēkabs Latvia	LAT	13 MAR 2007	-	O	O	O	O	O	O	4.30	702 =PB (5902)
6	191	GONZALEZ Jesus Spain	ESP	8 JAN 2007	O	-	O	-	O	-	XO	4.30	702 (5606)
7	213	PUIESTEE Ron Sebastian Estonia	EST	28 APR 2007	O	O	O	XO	O	XO	XO	4.30	702 PB (5870)
8	602	GROB Nils Switzerland	SUI	1 JAN 2007	-	O	O	XO	O	XXX		4.10	645 (5892)
9	252	LANNURIEN Mael-Bephassou France	FRA	14 FEB 2008	O	-	O	XXO	XXO	XXX		4.10	645 =PB (6006)
10	510	GÓRALCZYK Kacper Poland	POL	28 MAR 2007	O	O	O	O	XXX			4.00	617 (5905)
10	639	DA SILVA Liam Belo Sweden	SWE	29 JUN 2007	-	O	-	O	-	XXX		4.00	617 (5982)
12	540	HRABAR Denis Portugal	POR	21 JAN 2007	-	O	-	XXO	XXX			4.00	617 (5991)
12	170	SKYTTE C. A Denmark	DEN	6 FEB 2007	O	O	O	XXO	XXX			4.00	617 (5678)
14	518	KUŚMIEREK Damian Poland	POL	31 OCT 2007	XO	O	XXX					3.80	562 (5628)
	218	HAAKSLUOTO Arttu Finland	FIN	15 MAY 2007	-	-	-	-	-	XXr		NM	0 (4404)

GROUP B Start Time: 13:18 End Time: 15:39

Rank	Bib	Name	Ctry Code	Date of Birth	3.10	3.20	3.30	3.40	3.50	3.60	3.70	Result	Points (Tot. Pts)
					3.80	3.90	4.00	4.10	4.20				
1	482	SNOEK Mikai Netherlands	NED	1 JAN 2007	-	-	-	-	-	O	XO	4.10	645 PB (5758)
2	314	STEFFEN Anton Germany	GER	1 JAN 2007	-	-	-	-	O	-	O	4.10	645 PB (5688)

SUN 21 JUL 2024
Start Time

11:55

Pole Vault Men

Results

EUROPEAN DECATHLON U18 BEST	8002 KAUL Niklas	GER	Pascual Guerrero Stadium, Cali (COL)	16 JUL 2015
CHAMPIONSHIP BEST	7626 GRÄBER Amadeus	GER	Givat Ram Stadium, Jerusalem (ISR)	7 JUL 2022
EUROPEAN U18 LEAD	7337 KONSO Tristan	EST	Kaunas (LTU)	2 JUN 2024
EUROPEAN DECATHLON U18 BEST	5.00 SHAFIKOV Ranel	RUS	MAFSU SSHOR No.7 Arena, Kemerovo (RUS)	23 DEC 2021
CHAMPIONSHIP BEST	4.70 BRÜGGER Lionel	SUI	Givat Ram Stadium, Jerusalem (ISR)	7 JUL 2022

GROUP B Start Time: 13:18 End Time: 15:39

Rank	Bib	Name	Ctry Code	Date of Birth	3.10	3.20	3.30	3.40	3.50	3.60	3.70	Result	Points (Tot. Pts)
					3.80	3.90	4.00	4.10	4.20				
3	204	SENENT Hugo Spain	ESP	29 JAN 2007	-	-	-	-	-	O	-	4.00	617 (5699)
3	538	FALIEU-MANÉ Samuel Portugal	POR	14 JUL 2007	-	-	-	O	-	O	-	4.00	617 =PB (5493)
5	476	LUTGENDORFF Sytse Netherlands	NED		-	-	-	-	O	-	O	4.00	617 PB (5777)
6	633	STANISLAV Matej Slovak Republic	SVK	4 JUL 2007	-	-	-	O	-	O	O	4.00	617 PB (5259)
7	443	LEŠINSKIS Ernests Latvia	LAT	28 JUN 2008	-	-	O	-	O	O	O	4.00	617 PB (5299)
8	388	O'CALLAGHAN Eoin Ireland	IRL	23 MAY 2007	-	-	O	-	O	-	O	3.90	590 PB (5767)
9	636	ARNELL Rasmus Sweden	SWE	31 OCT 2007	-	-	-	-	XO	O	XO	3.80	562 (5541)
10	366	MOLNÁR Ádám Hungary	HUN	9 JAN 2007	O	-	O	-	XO	O	O	3.70	535 (5276)
11	167	GRAVGAARD N. N Denmark	DEN	22 JAN 2007	O	XO	O	XO	O	O	O	3.70	535 PB (5585)
11	334	KOSMOPOULOS Nikolaos Greece	GRE	17 DEC 2007	-	-	-	O	XXO	O	O	3.70	535 (5431)
13	399	EINBINDER Iddo Israel	ISR	9 AUG 2007	-	-	-	XO	-	O	-	3.60	509 (5510)
14	436	SORCI Matteo Italy	ITA	29 MAR 2008	-	O	-	XXX				3.20	406 (5653)

Weather conditions

Start of the event:
End of the event:

Temperature

22°C
29°C

Humidity

69%
51%

Conditions

Few clouds
Clear sky

Legend:

-	Pass	(Tot. Pts)	Total Points	=PB	Equal Personal Best	NM	No Mark
O	Clearance	PB	Personal Best	r	Retired	X	Failure

SUN 21 JUL 2024

Start Time

11:55

Pole Vault Men
Results Summary

EUROPEAN DECATHLON U18 BEST	8002 KAUL Niklas	GER	Pascual Guerrero Stadium, Cali (COL)	16 JUL 2015
CHAMPIONSHIP BEST	7626 GRÄBER Amadeus	GER	Givat Ram Stadium, Jerusalem (ISR)	7 JUL 2022
EUROPEAN U18 LEAD	7337 KONSO Tristan	EST	Kaunas (LTU)	2 JUN 2024
EUROPEAN DECATHLON U18 BEST	5.00 SHAFIKOV Ranel	RUS	MAFSU SSHOR No.7 Arena, Kemerovo (RUS)	23 DEC 2021
CHAMPIONSHIP BEST	4.70 BRÜGGER Lionel	SUI	Givat Ram Stadium, Jerusalem (ISR)	7 JUL 2022

Rank	Bib	Name	Ctry Code	Group	Position	Result	
1	209	KONSO Tristan	EST	A	1	4.60	PB
2	257	TROCHAIN Kilian	FRA	A	2	4.50	PB
3	593	TOMIĆ Luka	SRB	A	3	4.40	
4	149	BERNÝ Tadeáš	CZE	A	4	4.40	
5	441	KARLSBERGS Kārlis Jēkabs	LAT	A	5	4.30	=PB
6	191	GONZALEZ Jesus	ESP	A	6	4.30	
7	213	PUIESTEE Ron Sebastian	EST	A	7	4.30	PB
8	602	GROB Nils	SUI	A	8	4.10	
9	482	SNOEK Mikai	NED	B	1	4.10	PB
10	314	STEFFEN Anton	GER	B	2	4.10	PB
10	252	LANNURIEN Mael-Bephassou	FRA	A	9	4.10	=PB
12	510	GÓRALCZYK Kacper	POL	A	10	4.00	
12	204	SESENT Hugo	ESP	B	3	4.00	
12	639	DA SILVA Liam Belo	SWE	A	10	4.00	
12	538	FALIEU-MANÉ Samuel	POR	B	3	4.00	=PB
16	476	LUTGENDORFF Sytse	NED	B	5	4.00	PB
17	633	STANISLAV Matej	SVK	B	6	4.00	PB
18	443	LEŠINSKIS Ernests	LAT	B	7	4.00	PB
19	540	HRABAR Denis	POR	A	12	4.00	
19	170	SKYTTE CHRISTENSEN August	DEN	A	12	4.00	
21	388	O'CALLAGHAN Eoin	IRL	B	8	3.90	PB
22	518	KUŚMIEREK Damian	POL	A	14	3.80	
23	636	ARNELL Rasmus	SWE	B	9	3.80	
24	366	MOLNÁR Ádám	HUN	B	10	3.70	
25	167	GRAVGAARD NIELSEN Nicklas	DEN	B	11	3.70	PB
25	334	KOSMOPOULOS Nikolaos	GRE	B	11	3.70	
27	399	EINBINDER Iddo	ISR	B	13	3.60	
28	436	SORCI Matteo	ITA	B	14	3.20	
	218	HAAKSLUOTO Arttu	FIN	A		NM	

Legend:

 =PB Equal Personal Best **NM** No Mark **PB** Personal Best

Results

EUROPEAN DECATHLON U18 BEST	8002 KAUL Niklas	GER	Pascual Guerrero Stadium, Cali (COL)	16 JUL 2015
CHAMPIONSHIP BEST	7626 GRÄBER Amadeus	GER	Givat Ram Stadium, Jerusalem (ISR)	7 JUL 2022
EUROPEAN U18 LEAD	7337 KONSO Tristan	EST	Kaunas (LTU)	2 JUN 2024
EUROPEAN DECATHLON U18 BEST	78.20 KAUL Niklas	GER	Pascual Guerrero Stadium, Cali (COL)	16 JUL 2015
CHAMPIONSHIP BEST	66.04 HILSKA Aleksii	FIN	Givat Ram Stadium, Jerusalem (ISR)	7 JUL 2022

GROUP A Start Time: 16:06 End Time: 16:41

Rank	Bib	Name	Ctry Code	Date of Birth	1	2	3	Result	Points (Tot. Pts)	
1	639	DA SILVA Liam Belo	SWE	29 JUN 2007	54.98	56.95	50.86	56.95	692	PB
		Sweden							(6674)	
2	209	KONSO Tristan	EST	4 DEC 2007	33.58	39.96	47.29	47.29	549	PB
		Estonia							(6987)	
3	593	TOMIĆ Luka	SRB	21 MAY 2007	45.45	41.21	45.34	45.45	522	SB
		Serbia							(6301)	
4	510	GÓRALCZYK Kacper	POL	28 MAR 2007	42.08	X	44.71	44.71	511	
		Poland							(6416)	
5	257	TROCHAIN Kilian	FRA	18 MAR 2008	37.07	44.29	43.77	44.29	505	PB
		France							(6639)	
6	540	HRABAR Denis	POR	21 JAN 2007	36.42	43.83	X	43.83	498	
		Portugal							(6489)	
7	191	GONZALEZ Jesus	ESP	8 JAN 2007	41.64	43.55	39.52	43.55	494	
		Spain							(6100)	
8	441	KARLSBERGS Kārlis Jēkabs	LAT	13 MAR 2007	42.05	41.41	X	42.05	472	
		Latvia							(6374)	
9	518	KUŚMIEREK Damian	POL	31 OCT 2007	41.28	39.16	X	41.28	461	
		Poland							(6089)	
10	170	SKYTTE C. A	DEN	6 FEB 2007	33.00	36.99	40.87	40.87	455	PB
		Denmark							(6133)	
11	149	BERNÝ Tadeáš	CZE	1 JAN 2007	40.21	37.72	40.32	40.32	447	
		Czechia							(6160)	
12	213	PUIESTEE Ron Sebastian	EST	28 APR 2007	38.24	40.10	39.96	40.10	444	
		Estonia							(6314)	
13	252	LANNURIEN Mael-Bephassou	FRA	14 FEB 2008	35.35	X	38.40	38.40	419	
		France							(6425)	
14	602	GROB Nils	SUI	1 JAN 2007	33.38	37.18	20.33	37.18	401	
		Switzerland							(6293)	
	218	HAAKSLUOTO Arttu	FIN	15 MAY 2007				DNS		
		Finland								

Starting order	1	2	3	4	5	6	7	8	9	10	11	12	13	14
	510	218	540	170	441	518	191	209	149	593	252	213	602	257
Starting order	15													
	639													

GROUP B Start Time: 17:23 End Time: 18:08

Rank	Bib	Name	Ctry Code	Date of Birth	1	2	3	Result	Points (Tot. Pts)	
1	314	STEFFEN Anton	GER	1 JAN 2007	62.36	61.09	68.66	68.66	869	CB
		Germany							(6557)	
2	482	SNOEK Mikai	NED	1 JAN 2007	56.72	49.03	56.53	56.72	689	
		Netherlands							(6447)	
3	443	LEŠINSKIS Ernests	LAT	28 JUN 2008	49.49	52.92	50.77	52.92	632	
		Latvia							(5931)	
4	636	ARNELL Rasmus	SWE	31 OCT 2007	47.83	52.66	X	52.66	628	PB
		Sweden							(6169)	
5	399	EINBINDER Iddo	ISR	9 AUG 2007	51.53	X	49.58	51.53	611	PB
		Israel							(6121)	

SUN 21 JUL 2024
Start Time

16: Javelin Throw (700g) Men

Results

EUROPEAN DECATHLON U18 BEST	8002 KAUL Niklas	GER	Pascual Guerrero Stadium, Cali (COL)	16 JUL 2015
CHAMPIONSHIP BEST	7626 GRÄBER Amadeus	GER	Givat Ram Stadium, Jerusalem (ISR)	7 JUL 2022
EUROPEAN U18 LEAD	7337 KONSO Tristan	EST	Kaunas (LTU)	2 JUN 2024
EUROPEAN DECATHLON U18 BEST	78.20 KAUL Niklas	GER	Pascual Guerrero Stadium, Cali (COL)	16 JUL 2015
CHAMPIONSHIP BEST	66.04 HILSKA Aleksii	FIN	Givat Ram Stadium, Jerusalem (ISR)	7 JUL 2022

GROUP B Start Time: 17:23 End Time: 18:08

Rank	Bib	Name	Ctry Code	Date of Birth	1	2	3	Result	Points (Tot. Pts)	
6	538	FALIEU-MANÉ Samuel Portugal	POR	14 JUL 2007	X	48.34	r	48.34	564	PB (6057)
7	388	O'CALLAGHAN Eoin Ireland	IRL	23 MAY 2007	44.73	46.62	X	46.62	539	PB (6306)
8	167	GRAVGAARD N. N Denmark	DEN	22 JAN 2007	46.50	X	X	46.50	537	PB (6122)
9	204	SESENT Hugo Spain	ESP	29 JAN 2007	44.68	42.61	X	44.68	510	PB (6209)
10	334	KOSMOPOULOS Nikolaos Greece	GRE	17 DEC 2007	X	42.61	X	42.61	480	(5911)
11	366	MOLNÁR Ádám Hungary	HUN	9 JAN 2007	40.38	X	41.69	41.69	467	PB (5743)
12	436	SORCI Matteo Italy	ITA	29 MAR 2008	36.45	36.19	38.48	38.48	420	(6073)
13	476	LUTGENDORFF Sytse Netherlands	NED		36.48	X	X	36.48	391	(6168)
14	633	STANISLAV Matej Slovak Republic	SVK	4 JUL 2007	X	29.04	31.20	31.20	316	(5575)

Starting order	1	2	3	4	5	6	7	8	9	10	11	12	13	14
	538	366	334	636	399	388	482	314	443	167	633	204	436	476

Weather conditions

Start of the event:
End of the event:

Temperature

29°C
27°C

Humidity

51%
53%

Conditions

Clear sky
Sunny

Legend:	Total Points	CB	Championship Best	DNS	Did not Start	PB	Personal Best
(Tot. Pts)	Retired	SB	Season Best	X	Failure		

Results Summary

EUROPEAN DECATHLON U18 BEST	8002 KAUL Niklas	GER	Pascual Guerrero Stadium, Cali (COL)	16 JUL 2015
CHAMPIONSHIP BEST	7626 GRÄBER Amadeus	GER	Givat Ram Stadium, Jerusalem (ISR)	7 JUL 2022
EUROPEAN U18 LEAD	7337 KONSO Tristan	EST	Kaunas (LTU)	2 JUN 2024
EUROPEAN DECATHLON U18 BEST	78.20 KAUL Niklas	GER	Pascual Guerrero Stadium, Cali (COL)	16 JUL 2015
CHAMPIONSHIP BEST	66.04 HILSKA Aleksii	FIN	Givat Ram Stadium, Jerusalem (ISR)	7 JUL 2022

Rank	Bib	Name	Ctry Code	Group	Position	Result	
1	314	STEFFEN Anton	GER	B	1	68.66	CB
2	639	DA SILVA Liam Belo	SWE	A	1	56.95	PB
3	482	SNOEK Mikai	NED	B	2	56.72	
4	443	LEŠINSKIS Ernests	LAT	B	3	52.92	
5	636	ARNELL Rasmus	SWE	B	4	52.66	PB
6	399	EINBINDER Iddo	ISR	B	5	51.53	PB
7	538	FALIEU-MANÉ Samuel	POR	B	6	48.34	PB
8	209	KONSO Tristan	EST	A	2	47.29	PB
9	388	O'CALLAGHAN Eoin	IRL	B	7	46.62	PB
10	167	GRAVGAARD NIELSEN Nicklas	DEN	B	8	46.50	PB
11	593	TOMIĆ Luka	SRB	A	3	45.45	SB
12	510	GÓRALCZYK Kacper	POL	A	4	44.71	
13	204	SESENT Hugo	ESP	B	9	44.68	PB
14	257	TROCHAIN Kilian	FRA	A	5	44.29	PB
15	540	HRABAR Denis	POR	A	6	43.83	
16	191	GONZALEZ Jesus	ESP	A	7	43.55	
17	334	KOSMOPOULOS Nikolaos	GRE	B	10	42.61	
18	441	KARLSBERGS Kārlis Jēkabs	LAT	A	8	42.05	
19	366	MOLNÁR Ádám	HUN	B	11	41.69	PB
20	518	KUŚMIEREK Damian	POL	A	9	41.28	
21	170	SKYTTE CHRISTENSEN August	DEN	A	10	40.87	PB
22	149	BERNÝ Tadeáš	CZE	A	11	40.32	
23	213	PUIESTEE Ron Sebastian	EST	A	12	40.10	
24	436	SORCI Matteo	ITA	B	12	38.48	
25	252	LANNURIEN Mael-Bephassou	FRA	A	13	38.40	
26	602	GROB Nils	SUI	A	14	37.18	
27	476	LUTGENDORFF Sytse	NED	B	13	36.48	
28	633	STANISLAV Matej	SVK	B	14	31.20	
	218	HAAKSLUOTO Arttu	FIN	A		DNS	

Legend:	CB	Championship Best	DNS	Did not Start	PB	Personal Best	SB	Season Best
---------	----	-------------------	-----	---------------	----	---------------	----	-------------

SUN 21 JUL 2024

Start Time

19:20

1500m Men
Results

EUROPEAN DECATHLON U18 BEST	8002 KAUL Niklas	GER	Pascual Guerrero Stadium, Cali (COL)	16 JUL 2015
CHAMPIONSHIP BEST	7626 GRÄBER Amadeus	GER	Givat Ram Stadium, Jerusalem (ISR)	7 JUL 2022
EUROPEAN U18 LEAD	7337 KONSO Tristan	EST	Kaunas (LTU)	2 JUN 2024
EUROPEAN DECATHLON U18 BEST	4:11.02 HOWORTH Rory	GBR	Bedford (GBR)	26 MAY 2019
CHAMPIONSHIP BEST	4:29.04 RICHARD JÄÄGER Harry	EST	Givat Ram Stadium, Jerusalem (ISR)	7 JUL 2022

HEAT 1 Start Time: 19:20

Rank	Bib	Name	Ctry Code	Date of Birth	Order	Result	Points	
1	149	BERNÝ Tadeáš Czechia	CZE	1 JAN 2007	1	4:25.65	773	CB
2	366	MOLNÁR Ádám Hungary	HUN	9 JAN 2007	13	4:29.19	750	PB
3	636	ARNELL Rasmus Sweden	SWE	31 OCT 2007	12	4:35.99	706	PB
4	476	LUTGENDORFF Sytse Netherlands	NED		2	4:36.67	701	
5	443	LEŠINSKIS Ernests Latvia	LAT	28 JUN 2008	9	4:38.59	689	PB
6	538	FALIEU-MANÉ Samuel Portugal	POR	14 JUL 2007	6	4:47.62	633	
7	399	EINBINDER Iddo Israel	ISR	9 AUG 2007	8	4:53.47	598	PB
8	191	GONZALEZ Jesus Spain	ESP	8 JAN 2007	4	4:54.43	592	
9	167	GRAVGAARD NIELSEN Nicklas Denmark	DEN	22 JAN 2007	14	4:55.66	585	
10	170	SKYTTE CHRISTENSEN August Denmark	DEN	6 FEB 2007	3	4:56.61	579	PB
11	518	KUŚMIEREK Damian Poland	POL	31 OCT 2007	10	4:57.32	575	PB
12	436	SORCI Matteo Italy	ITA	29 MAR 2008	11	4:57.93	572	
13	633	STANISLAV Matej Slovak Republic	SVK	4 JUL 2007	5	4:58.07	571	PB
14	334	KOSMOPOULOS Nikolaos Greece	GRE	17 DEC 2007	7	5:01.15	553	
		Intermediate Times:	300m	51.51	149	BERNÝ Tadeáš (CZE)		
			700m	2:04.85	149	BERNÝ Tadeáš (CZE)		
			1100m	3:19.16	149	BERNÝ Tadeáš (CZE)		

HEAT 2 Start Time: 19:30

Rank	Bib	Name	Ctry Code	Date of Birth	Order	Result	Points	
1	540	HRABAR Denis Portugal	POR	21 JAN 2007	1	4:24.83	779	CB
2	204	SENENT Hugo Spain	ESP	29 JAN 2007	11	4:32.09	731	PB
3	388	O'CALLAGHAN Eoin Ireland	IRL	23 MAY 2007	12	4:34.28	717	
4	441	KARLSBERGS Kārlis Jēkabs Latvia	LAT	13 MAR 2007	4	4:35.07	712	PB
5	257	TROCHAIN Kilian France	FRA	18 MAR 2008	3	4:44.65	651	
6	510	GÓRALCZYK Kacper Poland	POL	28 MAR 2007	9	4:44.72	651	PB
7	639	DA SILVA Liam Belo Sweden	SWE	29 JUN 2007	6	4:45.88	644	
8	314	STEFFEN Anton Germany	GER	1 JAN 2007	7	4:51.78	608	

SUN 21 JUL 2024

Start Time

19:20

Decathlon U18 Men
1500m Men
Results

EUROPEAN DECATHLON U18 BEST	8002 KAUL Niklas	GER	Pascual Guerrero Stadium, Cali (COL)	16 JUL 2015
CHAMPIONSHIP BEST	7626 GRÄBER Amadeus	GER	Givat Ram Stadium, Jerusalem (ISR)	7 JUL 2022
EUROPEAN U18 LEAD	7337 KONSO Tristan	EST	Kaunas (LTU)	2 JUN 2024
EUROPEAN DECATHLON U18 BEST	4:11.02 HOWORTH Rory	GBR	Bedford (GBR)	26 MAY 2019
CHAMPIONSHIP BEST	4:29.04 RICHARD JÄÄGER Harry	EST	Givat Ram Stadium, Jerusalem (ISR)	7 JUL 2022

HEAT 2

Start Time: 19:30

Rank	Bib	Name	Ctry Code	Date of Birth	Order	Result	Points	
9	482	SNOEK Mikai Netherlands	NED	1 JAN 2007	2	4:51.93	607	SB
10	252	LANNURIEN Mael-Bephassou France	FRA	14 FEB 2008	14	4:56.75	579	
11	209	KONSO Tristan Estonia	EST	4 DEC 2007	5	4:59.69	562	PB
12	602	GROB Nils Switzerland	SUI	1 JAN 2007	8	5:10.40	501	PB
13	213	PUJESTEE Ron Sebastian Estonia	EST	28 APR 2007	10	5:15.61	473	
14	593	TOMIĆ Luka Serbia	SRB	21 MAY 2007	13	5:21.09	444	
		Intermediate Times:	300m	50.45	540	HRABAR Denis (POR)		
			700m	2:01.27	540	HRABAR Denis (POR)		
			1100m	3:13.32	540	HRABAR Denis (POR)		

Weather conditions at the beginning of the 1st heat

Temperature: 27°C Humidity: 53% Conditions: Sunny

Legend:							
(Tot. Pts)	Total Points	CB	Championship Best	PB	Personal Best	SB	Season Best

SUN 21 JUL 2024

Start Time

19:20

Decathlon U18 Men
1500m Men
Results Summary

EUROPEAN DECATHLON U18 BEST	8002 KAUL Niklas	GER	Pascual Guerrero Stadium, Cali (COL)	16 JUL 2015
CHAMPIONSHIP BEST	7626 GRÄBER Amadeus	GER	Givat Ram Stadium, Jerusalem (ISR)	7 JUL 2022
EUROPEAN U18 LEAD	7337 KONSO Tristan	EST	Kaunas (LTU)	2 JUN 2024
EUROPEAN DECATHLON U18 BEST	4:11.02 HOWORTH Rory	GBR	Bedford (GBR)	26 MAY 2019
CHAMPIONSHIP BEST	4:29.04 RICHARD JÄÄGER Harry	EST	Givat Ram Stadium, Jerusalem (ISR)	7 JUL 2022

Rank	Bib	Name	Ctry Code	Heat	Order	Position	Time	
1	540	HRABAR Denis	POR	2	1	1	4:24.83	CB
2	149	BERNÝ Tadeáš	CZE	1	1	1	4:25.65	CB
3	366	MOLNÁR Ádám	HUN	1	13	2	4:29.19	PB
4	204	SESENT Hugo	ESP	2	11	2	4:32.09	PB
5	388	O'CALLAGHAN Eoin	IRL	2	12	3	4:34.28	
6	441	KARLSBERGS Kārlis Jēkabs	LAT	2	4	4	4:35.07	PB
7	636	ARNELL Rasmus	SWE	1	12	3	4:35.99	PB
8	476	LUTGENDORFF Sytse	NED	1	2	4	4:36.67	
9	443	LEŠINSKIS Ernests	LAT	1	9	5	4:38.59	PB
10	257	TROCHAIN Kilian	FRA	2	3	5	4:44.65	
11	510	GÓRALCZYK Kacper	POL	2	9	6	4:44.72	PB
12	639	DA SILVA Liam Belo	SWE	2	6	7	4:45.88	
13	538	FALIEU-MANÉ Samuel	POR	1	6	6	4:47.62	
14	314	STEFFEN Anton	GER	2	7	8	4:51.78	
15	482	SNOEK Mikai	NED	2	2	9	4:51.93	SB
16	399	EINBINDER Iddo	ISR	1	8	7	4:53.47	PB
17	191	GONZALEZ Jesus	ESP	1	4	8	4:54.43	
18	167	GRAVGAARD NIELSEN Nicklas	DEN	1	14	9	4:55.66	
19	170	SKYTTE CHRISTENSEN August	DEN	1	3	10	4:56.61	PB
20	252	LANNURIEN Mael-Bephassou	FRA	2	14	10	4:56.75	
21	518	KUŚMIEREK Damian	POL	1	10	11	4:57.32	PB
22	436	SORCI Matteo	ITA	1	11	12	4:57.93	
23	633	STANISLAV Matej	SVK	1	5	13	4:58.07	PB
24	209	KONSO Tristan	EST	2	5	11	4:59.69	PB
25	334	KOSMOPOULOS Nikolaos	GRE	1	7	14	5:01.15	
26	602	GROB Nils	SUI	2	8	12	5:10.40	PB
27	213	PUIESTEE Ron Sebastian	EST	2	10	13	5:15.61	
28	593	TOMIĆ Luka	SRB	2	13	14	5:21.09	

Legend:
CB Championship Best **PB** Personal Best **SB** Season Best

SUN 21 JUL 2024

Start Time

19:20

1500m Heat 1/2

Race Analysis

EUROPEAN DECATHLON U18 BEST	8002 KAUL Niklas	GER Pascual Guerrero Stadium, Cali (COL)	16 JUL 2015
CHAMPIONSHIP BEST	7626 GRÄBER Amadeus	GER Givat Ram Stadium, Jerusalem (ISR)	7 JUL 2022
EUROPEAN U18 LEAD	7337 KONSO Tristan	EST Kaunas (LTU)	2 JUN 2024
EUROPEAN DECATHLON U18 BEST	4:11.02 HOWORTH Rory	GBR Bedford (GBR)	26 MAY 2019
CHAMPIONSHIP BEST	4:29.04 RICHARD JÄÄGER Harry	EST Givat Ram Stadium, Jerusalem (ISR)	7 JUL 2022

Rank	Bib	Name	Ctry Code	Date of Birth	Result	Time Behind		
					300m	700m	1100m	1500m
1	149	BERNÝ Tadeáš	CZE	1 JAN 2007	4:25.65			CB
					51.51 (1) 1:13.34	2:04.85 (1) 1:15.81	3:19.16 (1) 1:14.31	4:25.65 (1) 1:06.49
2	366	MOLNÁR Ádám	HUN	9 JAN 2007	4:29.19	3.54		PB
					52.85 (3) 1:15.81	2:08.66 (3) 1:15.55	3:24.21 (2) 1:15.55	4:29.19 (2) 1:04.98
3	636	ARNELL Rasmus	SWE	31 OCT 2007	4:35.99	10.35		PB
					53.25 (4) 1:15.79	2:09.04 (4) 1:15.79	3:29.00 (5) 1:19.96	4:35.99 (3) 1:06.99
4	476	LUTGENDORFF Sytse	NED		4:36.67	11.03		
					52.01 (2) 1:16.40	2:08.41 (2) 1:16.40	3:28.68 (4) 1:20.27	4:36.67 (4) 1:07.99
5	443	LEŠINSKIS Ernests	LAT	28 JUN 2008	4:38.59	12.95		PB
					53.49 (5) 1:15.71	2:09.20 (5) 1:15.71	3:27.05 (3) 1:17.85	4:38.59 (5) 1:11.54
6	538	FALIEU-MANÉ Samuel	POR	14 JUL 2007	4:47.62	21.98		
					54.57 (6) 1:20.47	2:15.04 (7) 1:20.47	3:33.36 (7) 1:18.32	4:47.62 (6) 1:14.26
7	399	EINBINDER Iddo	ISR	9 AUG 2007	4:53.47	27.83		PB
					58.42 (13) 1:22.50	2:20.92 (13) 1:22.50	3:39.68 (9) 1:18.76	4:53.47 (7) 1:13.79
8	191	GONZALEZ Jesus	ESP	8 JAN 2007	4:54.43	28.78		
					54.88 (7) 1:16.91	2:11.79 (6) 1:16.91	3:32.51 (6) 1:20.72	4:54.43 (8) 1:21.92
9	167	GRAVGAARD NIELSEN Nicklas	DEN	22 JAN 2007	4:55.66	30.02		
					57.66 (11) 1:21.69	2:19.35 (11) 1:21.69	3:43.29 (12) 1:23.94	4:55.66 (9) 1:12.37
10	170	SKYTTE CHRISTENSEN August	DEN	6 FEB 2007	4:56.61	30.97		PB
					58.84 (14) 1:22.41	2:21.25 (14) 1:22.41	3:44.71 (14) 1:23.46	4:56.61 (10) 1:11.90
11	518	KUŚMIEREC Damian	POL	31 OCT 2007	4:57.32	31.68		PB
					56.34 (9) 1:21.07	2:17.41 (9) 1:21.07	3:41.25 (11) 1:23.84	4:57.32 (11) 1:16.07

SUN 21 JUL 2024

Start Time

19:20

1500m Heat 1/2
Race Analysis

EUROPEAN DECATHLON U18 BEST	8002 KAUL Niklas	GER	Pascual Guerrero Stadium, Cali (COL)	16 JUL 2015
CHAMPIONSHIP BEST	7626 GRÄBER Amadeus	GER	Givat Ram Stadium, Jerusalem (ISR)	7 JUL 2022
EUROPEAN U18 LEAD	7337 KONSO Tristan	EST	Kaunas (LTU)	2 JUN 2024
EUROPEAN DECATHLON U18 BEST	4:11.02 HOWORTH Rory	GBR	Bedford (GBR)	26 MAY 2019
CHAMPIONSHIP BEST	4:29.04 RICHARD JÄÄGER Harry	EST	Givat Ram Stadium, Jerusalem (ISR)	7 JUL 2022

Rank	Bib	Name	Ctry Code	Date of Birth	Result	Time Behind					
							300m	700m	1100m	1500m	
12	436	SORCI Matteo	ITA	29 MAR 2008	4:57.93	32.29					
					56.75 (10)	2:18.62 (10)	3:40.37 (10)	4:57.93 (12)	1:21.87	1:21.75	1:17.56
13	633	STANISLAV Matej	SVK	4 JUL 2007	4:58.07	32.43	PB				
					55.28 (8)	2:15.52 (8)	3:35.46 (8)	4:58.07 (13)	1:20.24	1:19.94	1:22.61
14	334	KOSMOPOULOS Nikolaos	GRE	17 DEC 2007	5:01.15	35.51					
					57.98 (12)	2:20.37 (12)	3:44.15 (13)	5:01.15 (14)	1:22.39	1:23.78	1:17.00

Weather conditions

Temperature: 27°C

Humidity: 53%

Conditions: Sunny

Legend:
CB Championship Best **PB** Personal Best

SUN 21 JUL 2024

Start Time

19:30

1500m Heat 2/2
Race Analysis

EUROPEAN DECATHLON U18 BEST	8002 KAUL Niklas	GER Pascual Guerrero Stadium, Cali (COL)	16 JUL 2015
CHAMPIONSHIP BEST	7626 GRÄBER Amadeus	GER Givat Ram Stadium, Jerusalem (ISR)	7 JUL 2022
EUROPEAN U18 LEAD	7337 KONSO Tristan	EST Kaunas (LTU)	2 JUN 2024
EUROPEAN DECATHLON U18 BEST	4:11.02 HOWORTH Rory	GBR Bedford (GBR)	26 MAY 2019
CHAMPIONSHIP BEST	4:25.65 BERNÝ Tadeáš	CZE Banská Bystrica (SVK)	21 JUL 2024

Rank	Bib	Name	Ctry Code	Date of Birth	Result	Time Behind				
							300m	700m	1100m	1500m
1	540	HRABAR Denis	POR	21 JAN 2007	4:24.83					CB
						50.45 (1)	2:01.27 (1)	3:13.32 (1)	4:24.83 (1)	
							1:10.82	1:12.05	1:11.51	
2	204	SENET Hugo	ESP	29 JAN 2007	4:32.09					7.27
						51.42 (3)	2:07.25 (3)	3:21.53 (2)	4:32.09 (2)	
							1:15.83	1:14.28	1:10.56	
3	388	O'CALLAGHAN Eoin	IRL	23 MAY 2007	4:34.28					9.46
						51.12 (2)	2:06.99 (2)	3:23.55 (4)	4:34.28 (3)	
							1:15.87	1:16.56	1:10.73	
4	441	KARLSBERGS Kārlis Jēkabs	LAT	13 MAR 2007	4:35.07					10.25
						51.76 (4)	2:07.66 (4)	3:23.29 (3)	4:35.07 (4)	
							1:15.90	1:15.63	1:11.78	
5	257	TROCHAIN Kilian	FRA	18 MAR 2008	4:44.65					19.83
						53.23 (7)	2:11.23 (7)	3:36.77 (8)	4:44.65 (5)	
							1:18.00	1:25.54	1:07.88	
6	510	GÓRALCZYK Kacper	POL	28 MAR 2007	4:44.72					19.89
						52.54 (6)	2:09.25 (6)	3:30.98 (5)	4:44.72 (6)	
							1:16.71	1:21.73	1:13.74	
7	639	DA SILVA Liam Belo	SWE	29 JUN 2007	4:45.88					21.06
						54.67 (8)	2:13.67 (8)	3:35.61 (7)	4:45.88 (7)	
							1:19.00	1:21.94	1:10.27	
8	314	STEFFEN Anton	GER	1 JAN 2007	4:51.78					26.96
						57.42 (13)	2:17.84 (10)	3:39.09 (10)	4:51.78 (8)	
							1:20.42	1:21.25	1:12.69	
9	482	SNOEK Mikai	NED	1 JAN 2007	4:51.93					27.10
						52.08 (5)	2:08.83 (5)	3:32.91 (6)	4:51.93 (9)	
							1:16.75	1:24.08	1:19.02	
10	252	LANNURIEN Mael-Bephassou	FRA	14 FEB 2008	4:56.75					31.93
						56.05 (11)	2:17.89 (11)	3:41.54 (11)	4:56.75 (10)	
							1:21.84	1:23.65	1:15.21	
11	209	KONSO Tristan	EST	4 DEC 2007	4:59.69					34.87
						55.13 (9)	2:14.28 (9)	3:38.69 (9)	4:59.69 (11)	
							1:19.15	1:24.41	1:21.00	

Results

EUROPEAN DECATHLON U18 BEST	8002 KAUL Niklas	GER	Pascual Guerrero Stadium, Cali (COL)	16 JUL 2015
CHAMPIONSHIP BEST	7626 GRÄBER Amadeus	GER	Givat Ram Stadium, Jerusalem (ISR)	7 JUL 2022
EUROPEAN U18 LEAD	7337 KONSO Tristan	EST	Kaunas (LTU)	2 JUN 2024

Final

Rank	Bib Name	Ctry Code	100m	LJ	SP	HJ	400m	110m H	DT	PV	JT	1500m	Points	Points Behind Leader
1	209 KONSO Tristan 4 DEC 2007 Estonia	EST	10.90 (0.0) 883(1)	6.74 (+0.2) 753(6)	13.88 721(8)	1.84 661(18)	48.95 864(1)	13.52 1037(1)	43.14 729(4)	4.60 790(1)	47.29 549(8)	4:59.69 562(24)	7549	WU18L
2	639 DA SILVA Liam Belo 29 JUN 2007 Sweden	SWE	11.77 (-0.6) 697(30)	6.47 (-0.8) 691(17)	14.95 787(3)	2.02 822(1)	53.15 675(23)	15.56 783(30)	51.91 910(1)	4.00 617(12)	56.95 692(2)	4:45.88 644(12)	7318	231 PB
3	257 TROCHAIN Kilian 18 MAR 2008 France	FRA	11.40 (-0.6) 774(15)	6.71 (-0.7) 746(8)	13.23 681(16)	1.99 794(2)	50.92 773(11)	14.37 927(6)	40.70 679(9)	4.50 760(2)	44.29 505(14)	4:44.65 651(10)	7290	259 PB
4	540 HRABAR Denis 21 JAN 2007 Portugal	POR	11.47 (0.0) 759(19)	6.94 (-0.9) 799(2)	16.04 854(1)	1.90 714(8)	50.86 775(10)	14.68 889(14)	36.01 584(25)	4.00 617(19)	43.83 498(15)	4:24.83 779(1)	7268	281 NU18B
5	314 STEFFEN Anton 1 JAN 2007 Germany	GER	11.95 (-0.6) 661(32)	6.61 (-0.1) 723(12)	15.17 800(2)	1.78 610(25)	53.90 644(29)	15.39 803(27)	46.72 802(2)	4.10 645(10)	68.66 869(1)	4:51.78 608(14)	7165	384
6	441 KARLSBERGS KJ 13 MAR 2007 Latvia	LAT	11.34 (0.0) 786(13)	6.62 (-1.0) 725(11)	12.36 628(28)	1.87 687(15)	50.02 814(3)	14.22 946(4)	37.50 614(20)	4.30 702(5)	42.05 472(18)	4:35.07 712(6)	7086	463 PB
7	510 GÓRALCZYK Kacper 28 MAR 2007 Poland	POL	11.17 (0.0) 823(2)	6.55 (-1.0) 709(14)	13.84 719(10)	1.84 661(19)	50.18 806(4)	14.50 911(9)	39.73 659(11)	4.00 617(12)	44.71 511(12)	4:44.72 651(11)	7067	482
8	482 SNOEK Mikai 1 JAN 2007 Netherlands	NED	11.53 (0.0) 746(23)	6.13 (+0.3) 615(27)	14.72 772(4)	1.81 636(22)	52.67 696(21)	14.95 856(20)	46.23 792(3)	4.10 645(9)	56.72 689(3)	4:51.93 607(15)	7054	495 PB
9	388 O'CALLAGHAN Eoin 23 MAY 2007 Ireland	IRL	11.74 (-0.6) 703(29)	6.66 (-0.9) 734(9)	13.83 718(11)	1.84 661(17)	50.23 804(5)	14.55 905(12)	39.36 652(13)	3.90 590(21)	46.62 539(9)	4:34.28 717(5)	7023	526 NU18B
10	252 LANNURIEN MB 14 FEB 2008 France	FRA	11.30 (-0.3) 795(10)	6.72 (+0.1) 748(7)	12.91 662(19)	1.90 714(11)	50.83 777(8)	13.95 981(2)	40.98 684(6)	4.10 645(10)	38.40 419(25)	4:56.75 579(20)	7004	545

Results

EUROPEAN DECATHLON U18 BEST	8002 KAUL Niklas	GER	Pascual Guerrero Stadium, Cali (COL)	16 JUL 2015
CHAMPIONSHIP BEST	7626 GRÄBER Amadeus	GER	Givat Ram Stadium, Jerusalem (ISR)	7 JUL 2022
EUROPEAN U18 LEAD	7337 KONSO Tristan	EST	Kaunas (LTU)	2 JUN 2024

Final

Rank	Bib Name	Ctry Code	100m	LJ	SP	HJ	400m	110m H	DT	PV	JT	1500m	Points	Points Behind Leader
11	204 SEMENT Hugo 29 JAN 2007 Spain	ESP	11.24 (0.0) 808(7)	6.30 (-1.1) 652(24)	12.85 658(21)	1.87 687(14)	51.05 767(14)	14.42 921(7)	36.28 589(24)	4.00 617(12)	44.68 510(13)	4:32.09 731(4)	6940	609 PB
12	149 BERNÝ Tadeáš 1 JAN 2007 Czechia	CZE	11.55 (-0.6) 742(25)	6.33 (-1.1) 659(23)	13.02 668(17)	1.90 714(7)	51.75 736(16)	14.97 853(21)	37.31 610(21)	4.40 731(4)	40.32 447(22)	4:25.65 773(2)	6933	616 PB
13	636 ARNELL Rasmus 31 OCT 2007 Sweden	SWE	11.56 (-0.3) 740(26)	5.58 (-0.5) 498(31)	14.57 763(5)	1.78 610(25)	50.01 814(2)	14.81 873(16)	40.82 681(8)	3.80 562(23)	52.66 628(5)	4:35.99 706(7)	6875	674
14	476 LUTGENDORFF Sytse Netherlands	NED	11.42 (-0.3) 769(16)	6.79 (-1.0) 764(4)	12.40 631(27)	1.87 687(12)	51.02 768(12)	14.92 859(19)	40.86 682(7)	4.00 617(16)	36.48 391(27)	4:36.67 701(8)	6869	680
15	602 GROB Nils 1 JAN 2007 Switzerland	SUI	11.20 (0.0) 817(5)	6.88 (-1.3) 785(3)	12.82 656(22)	1.87 687(13)	53.40 665(26)	14.11 960(3)	40.59 677(10)	4.10 645(8)	37.18 401(26)	5:10.40 501(26)	6794	755
16	213 PUIESTEE Ron Sebastian 28 APR 2007 Estonia	EST	11.19 (0.0) 819(3)	7.05 (0.0) 826(1)	12.91 662(20)	1.81 636(21)	50.41 796(6)	15.33 810(26)	37.73 619(18)	4.30 702(7)	40.10 444(23)	5:15.61 473(27)	6787	762
17	593 TOMIĆ Luka 21 MAY 2007 Serbia	SRB	11.50 (-0.6) 753(20)	6.62 (-0.4) 725(10)	14.19 740(7)	1.81 636(20)	53.93 642(30)	14.56 903(13)	39.25 649(15)	4.40 731(3)	45.45 522(11)	5:21.09 444(28)	6745	804 NU18B
18	399 EINBINDER Iddo 9 AUG 2007 Israel	ISR	11.53 (0.0) 746(24)	6.07 (-1.5) 602(28)	13.70 710(12)	1.93 740(6)	52.18 717(18)	14.82 871(17)	37.53 615(19)	3.60 509(27)	51.53 611(6)	4:53.47 598(16)	6719	830
19	170 SKYTTE C. A 6 FEB 2007 Denmark	DEN	11.27 (-0.3) 801(8)	6.38 (-0.2) 670(21)	13.45 695(14)	1.90 714(10)	54.58 616(31)	14.48 913(8)	39.39 652(12)	4.00 617(19)	40.87 455(21)	4:56.61 579(19)	6712	837 PB
20	167 GRAVGAARD N. N 22 JAN 2007 Denmark	DEN	11.31 (0.0) 793(11)	6.55 (-0.4) 709(15)	13.64 706(13)	1.90 714(8)	52.01 724(17)	15.31 812(25)	36.39 592(23)	3.70 535(25)	46.50 537(10)	4:55.66 585(18)	6707	842 PB

Results

EUROPEAN DECATHLON U18 BEST	8002 KAUL Niklas	GER Pascual Guerrero Stadium, Cali (COL)	16 JUL 2015
CHAMPIONSHIP BEST	7626 GRÄBER Amadeus	GER Givat Ram Stadium, Jerusalem (ISR)	7 JUL 2022
EUROPEAN U18 LEAD	7337 KONSO Tristan	EST Kaunas (LTU)	2 JUN 2024

Final

Rank	Bib Name	Ctry Code	100m	LJ	SP	HJ	400m	110m H	DT	PV	JT	1500m	Points	Points Behind Leader
21	191 GONZALEZ Jesus 8 JAN 2007 Spain	ESP	11.63 (-0.6) 725(27)	6.39 (-0.8) 673(20)	12.93 663(18)	1.87 687(16)	53.67 653(27)	14.82 871(17)	38.40 632(17)	4.30 702(6)	43.55 494(16)	4:54.43 592(17)	6692	857
22	538 FALIEU-MANÉ Samuel 14 JUL 2007 Portugal	POR	11.43 (-0.3) 767(17)	6.51 (-0.9) 700(16)	11.61 583(29)	1.93 740(4)	52.30 712(19)	14.98 852(22)	32.93 522(28)	4.00 617(12)	48.34 564(7)	4:47.62 633(13)	6690	859 PB
23	518 KUŚMIEREK Damian 31 OCT 2007 Poland	POL	11.39 (-0.3) 776(14)	6.16 (-1.2) 621(26)	14.53 761(6)	1.81 636(22)	52.32 711(20)	14.51 910(11)	39.34 651(14)	3.80 562(22)	41.28 461(20)	4:57.32 575(21)	6664	885 PB
24	436 SORCI Matteo 29 MAR 2008 Italy	ITA	11.21 (0.0) 814(6)	6.79 (-1.1) 764(4)	12.55 640(25)	1.93 740(5)	50.84 776(9)	14.50 911(10)	36.89 602(22)	3.20 406(28)	38.48 420(24)	4:57.93 572(22)	6645	904
25	443 LEŠINSKIS Ernests 28 JUN 2008 Latvia	LAT	11.73 (0.0) 705(28)	6.26 (-0.4) 644(25)	12.45 634(26)	1.60 464(32)	51.21 760(15)	15.51 789(29)	41.06 686(5)	4.00 617(18)	52.92 632(4)	4:38.59 689(9)	6620	929 PB
26	366 MOLNÁR Ádám 9 JAN 2007 Hungary	HUN	11.92 (-0.6) 667(31)	6.44 (-0.5) 684(18)	11.27 562(31)	1.93 740(3)	51.04 767(13)	15.07 841(24)	30.80 480(29)	3.70 535(24)	41.69 467(19)	4:29.19 750(3)	6493	1056
27	334 KOSMOPOULOS N 17 DEC 2007 Greece	GRE	11.50 (0.0) 753(21)	6.35 (+0.6) 664(22)	13.39 691(15)	1.78 610(27)	52.67 696(22)	15.02 847(23)	38.56 635(16)	3.70 535(25)	42.61 480(17)	5:01.15 553(25)	6464	1085
28	633 STANISLAV Matej 4 JUL 2007 Slovak Republic	SVK	11.45 (0.0) 763(18)	6.40 (-1.0) 675(19)	11.29 563(30)	1.66 512(31)	53.79 648(28)	14.36 929(5)	34.40 552(26)	4.00 617(17)	31.20 316(28)	4:58.07 571(23)	6146	1403 PB
	156 PEFFEK Matěj 1 JAN 2007 Czechia	CZE	11.19 (0.0) 819(4)	5.91 (-0.5) 567(30)	12.56 640(24)	1.69 536(29)	50.54 790(7)	DNF					DNF	
	218 HAAKSLUOTO Arttu 15 MAY 2007 Finland	FIN	11.51 (-0.3) 750(22)	6.07 (-0.6) 602(28)	10.88 539(32)	1.66 512(30)	53.34 667(25)	15.48 792(28)	33.93 542(27)	NM	DNS		DNF	
			1398(21)	2061(23)	2748(24)	3401(27)	4272(23)	4904(23)	5606(20)	6100(21)				
			1467(15)	2050(25)	2790(21)	3502(18)	4354(20)	4876(25)	5493(24)	6057(24)				
			1397(22)	2158(16)	2794(18)	3505(17)	4415(15)	5066(15)	5628(19)	6089(22)				
			1578(4)	2218(7)	2958(5)	3734(5)	4645(5)	5247(7)	5653(18)	6073(23)				
			1349(29)	1983(29)	2447(30)	3207(29)	3996(28)	4682(27)	5299(26)	5931(25)				
			1351(28)	1913(30)	2653(26)	3420(25)	4261(24)	4741(26)	5276(27)	5743(27)				
			1417(19)	2108(21)	2718(25)	3414(26)	4261(24)	4896(24)	5431(25)	5911(26)				
			1438(17)	2001(27)	2513(29)	3161(30)	4090(27)	4642(28)	5259(28)	5575(28)				
			1386(24)	2026(26)	2562(28)	3352(28)	3352(30)							
			1352(27)	1891(31)	2403(31)	3070(31)	3862(29)	4404(29)	4404(29)					



















Results

EUROPEAN DECATHLON U18 BEST	8002 KAUL Niklas	GER	Pascual Guerrero Stadium, Cali (COL)	16 JUL 2015
CHAMPIONSHIP BEST	7626 GRÄBER Amadeus	GER	Givat Ram Stadium, Jerusalem (ISR)	7 JUL 2022
EUROPEAN U18 LEAD	7337 KONSO Tristan	EST	Kaunas (LTU)	2 JUN 2024

Final

Rank	Bib Name	Ctry Code	100m	LJ	SP	HJ	400m	110m H	DT	PV	JT	1500m	Points	Points Behind Leader
291	GÜNTHER Paul 14 AUG 2007 Germany	GER	11.29 (0.0) 797(9)	NM	12.69 648(23)	1.81 636(24)	DQ	14.75 (-0.6) 880(15)	DNS					DNF
617	THOMMEN Nevis 1 JAN 2007 Switzerland	SUI	11.31 (-0.3) 793(12)	6.60 (-1.0)	13.85 719(9)	1.72 560(28)	53.25 671(24)	DNS						DNF
					1445(32)	2081(32)	2081(32)	2961(31)						
					2232(6)	2792(20)	3463(22)							

Legend:	DNF Did not Finish	DNS Did not Start	DQ Disqualified	DT Discus Throw
H Hurdles	HJ High Jump	JT Javelin Throw	LJ Long Jump	PV Pole Vault
NM No Mark	NU18B National U18 Best	PB Personal Best		
SP Shot Put	WU18L World U18 Lead			

PREMIUM PARTNER		BROADCAST PARTNERS		INSTITUTIONAL PARTNERS					
									
MOBILITY PARTNER		PARTNERS		OFFICIAL SUPPLIERS					
									

SUN 21 JUL 2024
 Start Time

17:55

Final
Results
REVISED
21 JUL 19:48

EUROPEAN U18 BEST	19:00.40	SHIROBOKOV Sergey	ANA Saransk (RUS)	30 DEC 2016
EUROPEAN U18 LEAD	20:54.01	COPPOLA Alessio	ITA Stadio M.S. Cozzoli, Molfetta (ITA)	5 JUL 2024

Rank	Bib	Name	Ctry Code	Date of Birth	Result	Time Behind		
1	12	COPPOLA Alessio Italy	ITA	25 JAN 2007	21:01.44			
2	10	CLARKE Séamus Ireland	IRL	27 FEB 2007	21:05.70	4.26	~	NU18B
3	13	VIDAL Nicolo' Italy	ITA	3 MAY 2008	21:11.87	10.44		PB
4	22	ROSENBAUM Lukáš Slovak Republic	SVK	25 JUL 2007	21:26.96	25.52		PB
5	16	JASIŃSKI Przemysław Poland	POL	31 OCT 2007	21:42.08	40.64		
6	9	SALTIS Panagiotis Greece	GRE	20 JUN 2008	21:44.72	43.29	>>	PB
7	11	NEWELL Matthew Ireland	IRL	7 MAY 2008	22:01.44	1:00.00		
8	3	ZÁRATE Pablo Spain	ESP	11 APR 2007	22:02.70	1:01.27	~~~	TR54.7.3
9	2	HIDALGO Cesar Spain	ESP	11 FEB 2007	22:12.18	1:10.74		
10	6	ROHRSEN Lasse Germany	GER	25 AUG 2007	22:48.78	1:47.34	>	PB
11	21	MAŽGÚT Jakub Slovak Republic	SVK	6 AUG 2007	23:22.26	2:20.83	~	
12	23	YARAN Furkan Türkiye	TUR	1 JAN 2007	23:26.93	2:25.50	~	
13	15	RANDALL Kristoffer Norway	NOR	19 MAR 2007	23:28.29	2:26.85	>>	
14	4	PELTONEN Joel Finland	FIN	18 JUN 2007	23:29.54	2:28.11	>	
15	25	TSOMYK Roman Ukraine	UKR	15 APR 2007	23:33.62	2:32.18		
16	19	SILVA Leandro Portugal	POR	2 MAY 2007	23:46.71	2:45.27	>>	
17	14	KULIEŠA Libertas Lithuania	LTU	14 APR 2008	23:50.70	2:49.26		
18	7	SCHMIDT Matti Germany	GER	7 SEP 2007	23:56.24	2:54.80		PB
19	18	NÓBREGA Afonso Portugal	POR	1 JAN 2008	24:07.85	3:06.42		
20	8	MARTOS Nikolaos Greece	GRE	17 JUN 2008	24:08.56	3:07.12	>	
21	17	MARGIEL Mateusz Poland	POL	21 OCT 2007	24:35.38	3:33.95	~>>	TR54.7.3
	5	RABREAU Clement France	FRA	3 AUG 2007	DQ		~	TR7.1(5.1)(S2)
	24	SHPONARSKYI Illia Ukraine	UKR	3 FEB 2008	DQ		~>>>	TR54.7.5

bib 17 MARGIEL (POL) & bib 3 zárate (ESP) 30 sec. Penalty Zone // RESULTS PENDING FURTHER WA SHOE CHECKS

ATHM5000MWA-----FNL-000100--_ C73K 1.1

Report Created SUN 21 JUL 2024 19:48

Page 1/2

PREMIUM PARTNER 		BROADCAST PARTNERS  		INSTITUTIONAL PARTNERS    		MOBILITY PARTNER 		PARTNERS  		OFFICIAL SUPPLIERS     	
--	--	--	--	--	--	---	--	--	--	---	--

SUN 21 JUL 2024
Start Time

17:55

Final

Results

REVISED
21 JUL 19:48

EUROPEAN U18 BEST	19:00.40 SHIROBOKOV Sergey	ANA Saransk (RUS)	30 DEC 2016
EUROPEAN U18 LEAD	20:54.01 COPPOLA Alessio	ITA Stadio M.S. Cozzoli, Molfetta (ITA)	5 JUL 2024

Intermediate Times:	200m	47.17	12	COPPOLA Alessio (ITA)
	600m	2:29.26	12	COPPOLA Alessio (ITA)
	1000m	4:12.27	12	COPPOLA Alessio (ITA)
	1400m	5:55.11	12	COPPOLA Alessio (ITA)
	1800m	7:39.67	10	CLARKE Séamus (IRL)
	2200m	9:22.21	10	CLARKE Séamus (IRL)
	2600m	11:04.02	10	CLARKE Séamus (IRL)
	3000m	12:44.79	12	COPPOLA Alessio (ITA)
	3400m	14:26.90	10	CLARKE Séamus (IRL)
	3800m	16:08.43	12	COPPOLA Alessio (ITA)
	4200m	17:49.10	12	COPPOLA Alessio (ITA)
	4600m	19:25.67	12	COPPOLA Alessio (ITA)

Weather conditions

Start of the event:
End of the event:

Temperature

27°C
27°C

Humidity

53%
53%

Conditions

Sunny
Sunny

Note:

TR54.7.5 - Fourth red card
TR7.1(5.1)(S2) - Improper conduct, participating after not complying with the shoe rules

Legend:

~ Lost contact > Bent knee DQ Disqualified NU18B National U18 Best
PB Personal Best TR Technical Rule

bib 17 MARGIEL (POL) & bib 3 zárate (ESP) 30 sec. Penalty Zone // RESULTS PENDING FURTHER WA SHOE CHECKS

ATHM5000MWA-----FNL-000100--_C73K 1.1

Report Created SUN 21 JUL 2024 19:48

Page 2/2

SUN 21 JUL 2024

Start Time

17:55

Final

EUROPEAN U18 BEST	19:00.40 SHIROBOKOV Sergey	ANA Saransk (RUS)	30 DEC 2016
EUROPEAN U18 LEAD	20:54.01 COPPOLA Alessio	ITA Stadio M.S. Cozzoli, Molfetta (ITA)	5 JUL 2024

















Rank		Bib Name		Ctry Code		Date of Birth		Result		Time Behind					
		200m	600m	1000m	1400m	1800m	2200m	2600m	3000m	3400m	3800m	4200m	4600m		
	1	12	COPPOLA Alessio		ITA		25 JAN 2007		21:01.44						
47.17	(1)	2:29.26 (1)	4:12.27 (1)	5:55.11 (1)	7:40.87 (4)	9:24.01 (4)	1:04.06 (2)	2:44.79 (1)	4:26.99 (2)	6:08.43 (1)	7:49.10 (1)	9:25.67 (1)	1:35.77		
		1:42.09	1:43.01	1:42.84	1:45.76	1:43.14	1:40.05	1:40.73	1:42.20	1:41.44	1:40.67	1:36.57			
	2	10	CLARKE Séamus		IRL		27 FEB 2007		21:05.70		4.26	~	NU18B		
49.00	(5)	2:31.53 (3)	4:14.16 (4)	5:55.78 (2)	7:39.67 (1)	9:22.21 (1)	1:04.02 (1)	2:45.61 (2)	4:26.90 (1)	6:09.04 (2)	7:49.63 (2)	9:28.25 (2)	1:37.45		
		1:42.53	1:42.63	1:41.62	1:43.89	1:42.54	1:41.81	1:41.59	1:41.29	1:42.14	1:40.59	1:38.62			
	3	13	VIDAL Nicolo'		ITA		3 MAY 2008		21:11.87		10.44		PB		
51.23	(10)	2:32.94 (8)	4:15.78 (9)	5:58.10 (10)	7:41.62 (9)	9:24.87 (8)	1:06.69 (5)	2:47.03 (3)	4:27.38 (3)	6:09.33 (3)	7:51.16 (3)	9:31.12 (3)	1:40.75		
		1:41.71	1:42.84	1:42.32	1:43.52	1:43.25	1:41.82	1:40.34	1:40.35	1:41.95	1:41.83	1:39.96			
	4	22	ROSENBAUM Lukáš		SVK		25 JUL 2007		21:26.96		25.52		PB		
52.52	(11)	2:33.62 (10)	4:16.26 (11)	5:58.34 (11)	7:41.89 (10)	9:25.49 (10)	1:08.25 (9)	2:52.90 (9)	4:37.18 (5)	6:19.75 (5)	8:03.81 (5)	9:46.41 (4)	1:40.55		
		1:41.10	1:42.64	1:42.08	1:43.55	1:43.60	1:42.76	1:44.65	1:44.28	1:42.57	1:44.06	1:42.60			
	5	16	JASIŃSKI Przemysław		POL		31 OCT 2007		21:42.08		40.64				
48.77	(4)	2:31.58 (4)	4:14.43 (5)	5:57.10 (7)	7:41.00 (5)	9:24.23 (5)	1:07.30 (8)	2:51.97 (7)	4:38.03 (8)	6:23.77 (6)	8:12.16 (6)	10:00.10 (6)	1:41.98		
		1:42.81	1:42.85	1:42.67	1:43.90	1:43.23	1:43.07	1:44.67	1:46.06	1:45.74	1:48.39	1:47.94			
	6	9	SALTIS Panagiotis		GRE		20 JUN 2008		21:44.72		43.29	>>	PB		
50.60	(8)	2:33.06 (9)	4:15.92 (10)	5:57.64 (8)	7:41.41 (8)	9:25.20 (9)	1:09.26 (10)	2:55.31 (10)	4:43.52 (10)	6:29.45 (9)	8:14.22 (8)	10:01.21 (8)	1:43.51		
		1:42.46	1:42.86	1:41.72	1:43.77	1:43.79	1:44.06	1:46.05	1:48.21	1:45.93	1:44.77	1:46.99			
	7	11	NEWELL Matthew		IRL		7 MAY 2008		22:01.44		1:00.00				
50.90	(9)	2:34.34 (11)	4:15.48 (8)	5:57.73 (9)	7:41.19 (7)	9:23.69 (2)	1:06.16 (4)	2:52.71 (8)	4:39.31 (9)	6:30.30 (10)	8:19.53 (9)	10:09.49 (9)	1:51.95		
		1:43.44	1:41.14	1:42.25	1:43.46	1:42.50	1:42.47	1:46.55	1:46.60	1:50.99	1:49.23	1:49.96			
	8	3	ZÁRATE Pablo		ESP		11 APR 2007		22:02.70		1:01.27	~~~	TR54.7.3		
49.33	(7)	2:32.17 (6)	4:14.09 (3)	5:56.75 (6)	7:41.16 (6)	9:24.53 (7)	1:05.72 (3)	2:47.44 (4)	4:30.61 (4)	6:15.62 (4)	8:02.90 (4)	9:48.07 (5)	2:14.63		
		1:42.84	1:41.92	1:42.66	1:44.41	1:43.37	1:41.19	1:41.72	1:43.17	1:45.01	1:47.28	1:45.17			
	9	2	HIDALGO Cesar		ESP		11 FEB 2007		22:12.18		1:10.74				
48.24	(3)	2:32.01 (5)	4:14.86 (6)	5:56.51 (5)	7:40.34 (2)	9:23.78 (3)	1:06.78 (6)	2:51.39 (6)	4:37.71 (7)	6:27.79 (8)	8:19.78 (10)	10:16.45 (10)	1:55.73		
		1:43.77	1:42.85	1:41.65	1:43.83	1:43.44	1:43.00	1:44.61	1:46.32	1:50.08	1:51.99	1:56.67			

bib 17 MARGIEL (POL) & bib 3 ZÁRATE (ESP) 30 seconds in Penalty Zone

ATHM5000MWA-----FNL-000100--_C77B 1.0

Report Created SUN 21 JUL 2024 19:15

Page 1/3

PREMIUM PARTNER 		BROADCAST PARTNERS  		INSTITUTIONAL PARTNERS     	
MOBILITY PARTNER 		PARTNERS  		OFFICIAL SUPPLIERS     	

SUN 21 JUL 2024

Start Time

17:55

Final

EUROPEAN U18 BEST	19:00.40 SHIROBOKOV Sergey	ANA Saransk (RUS)	30 DEC 2016
EUROPEAN U18 LEAD	20:54.01 COPPOLA Alessio	ITA Stadio M.S. Cozzoli, Molfetta (ITA)	5 JUL 2024
















Rank	Bib Name	Ctry Code	Date of Birth	Result	Time Behind									
	200m	600m	1000m	1400m	1800m	2200m	2600m	3000m	3400m	3800m	4200m	4600m		
	10	6 ROHRSEN Lasse	GER	25 AUG 2007	22:48.78	1:47.34 >	PB							
	55.28 (18)	2:44.25 (15)	4:32.77 (15)	6:23.69 (16)	8:15.70 (16)	0:05.62 (14)	1:56.00 (12)	3:47.54 (12)	5:39.25 (12)	7:30.00 (12)	9:21.22 (11)	21:08.86 (11)	1:39.92	
		1:48.97	1:48.52	1:50.92	1:52.01	1:49.92	1:50.38	1:51.54	1:51.71	1:50.75	1:51.22	1:47.64		
	11	21 MAŽGÚT Jakub	SVK	6 AUG 2007	23:22.26	2:20.83 ~								
	54.47 (14)	2:43.81 (12)	4:31.74 (14)	6:23.34 (15)	8:14.06 (13)	0:03.63 (13)	1:58.31 (14)	3:50.63 (14)	5:44.44 (13)	7:40.39 (13)	9:34.20 (13)	21:29.78 (13)	1:52.48	
		1:49.34	1:47.93	1:51.60	1:50.72	1:49.57	1:54.68	1:52.32	1:53.81	1:55.95	1:53.81	1:55.58		
	12	23 YARAN Furkan	TUR	1 JAN 2007	23:26.93	2:25.50 ~								
	48.21 (2)	2:31.19 (2)	4:13.57 (2)	5:56.40 (4)	7:42.29 (11)	9:31.15 (11)	1:27.93 (11)	3:27.81 (11)	5:27.44 (11)	7:27.78 (11)	9:29.29 (12)	21:29.73 (12)	1:57.20	
		1:42.98	1:42.38	1:42.83	1:45.89	1:48.86	1:56.78	1:59.88	1:59.63	2:00.34	2:01.51	2:00.44		
	13	15 RANDALL Kristoffer	NOR	19 MAR 2007	23:28.29	2:26.85 >>								
	53.70 (12)	2:44.24 (14)	4:34.32 (19)	6:24.99 (19)	8:16.39 (18)	0:09.58 (17)	2:03.69 (17)	4:00.00 (16)	5:55.99 (16)	7:52.16 (16)	9:46.23 (14)	21:40.03 (14)	1:48.26	
		1:50.54	1:50.08	1:50.67	1:51.40	1:53.19	1:54.11	1:56.31	1:55.99	1:56.17	1:54.07	1:53.80		
	14	4 PELTONEN Joel	FIN	18 JUN 2007	23:29.54	2:28.11 >								
	54.13 (13)	2:44.64 (19)	4:33.67 (17)	6:23.85 (17)	8:16.08 (17)	0:09.21 (16)	2:03.33 (16)	4:00.28 (18)	5:56.25 (17)	7:52.66 (17)	9:47.87 (15)	21:42.54 (15)	1:47.00	
		1:50.51	1:49.03	1:50.18	1:52.23	1:53.13	1:54.12	1:56.95	1:55.97	1:56.41	1:55.21	1:54.67		
	15	25 TSOMYK Roman	UKR	15 APR 2007	23:33.62	2:32.18								
	54.90 (16)	2:43.88 (13)	4:31.46 (13)	6:23.12 (14)	8:15.27 (14)	0:10.41 (19)	2:04.05 (18)	3:59.38 (15)	5:55.60 (15)	7:51.77 (15)	9:49.50 (16)	21:45.65 (16)	1:47.97	
		1:48.98	1:47.58	1:51.66	1:52.15	1:55.14	1:53.64	1:55.33	1:56.22	1:56.17	1:57.73	1:56.15		
	16	19 SILVA Leandro	POR	2 MAY 2007	23:46.71	2:45.27 >>								
	55.19 (17)	2:44.42 (16)	4:34.03 (18)	6:24.68 (18)	8:16.70 (19)	0:10.00 (18)	2:04.37 (19)	4:00.63 (19)	5:57.92 (18)	7:57.11 (18)	9:56.32 (18)	21:52.87 (17)	1:53.84	
		1:49.23	1:49.61	1:50.65	1:52.02	1:53.30	1:54.37	1:56.26	1:57.29	1:59.19	1:59.21	1:56.55		
	17	14 KULIEŠA Libertas	LTU	14 APR 2008	23:50.70	2:49.26								
	56.85 (22)	2:46.46 (23)	4:36.42 (23)	6:28.27 (23)	8:23.79 (23)	0:19.70 (23)	2:16.54 (22)	4:14.10 (22)	6:10.84 (22)	8:07.33 (19)	10:01.90 (19)	21:58.03 (19)	1:52.67	
		1:49.61	1:49.96	1:51.85	1:55.52	1:55.91	1:56.84	1:57.56	1:56.74	1:56.49	1:54.57	1:56.13		
	18	7 SCHMIDT Matti	GER	7 SEP 2007	23:56.24	2:54.80							PB	
	54.89 (15)	2:45.11 (22)	4:33.12 (16)	6:22.36 (13)	8:15.38 (15)	0:05.99 (15)	1:56.71 (13)	3:50.16 (13)	5:47.71 (14)	7:51.21 (14)	9:53.48 (17)	21:55.06 (18)	2:01.18	
		1:50.22	1:48.01	1:49.24	1:53.02	1:50.61	1:50.72	1:53.45	1:57.55	2:03.50	2:02.27	2:01.58		

bib 17 MARGIEL (POL) & bib 3 ZÁRATE (ESP) 30 seconds in Penalty Zone

ATHM5000MWA-----FNL-000100--_C77B 1.0

Report Created SUN 21 JUL 2024 19:15

Page 2/3

<p>PREMIUM PARTNER</p> 		<p>BROADCAST PARTNERS</p>  		<p>INSTITUTIONAL PARTNERS</p>    	
<p>MOBILITY PARTNER</p> 		<p>PARTNERS</p>  		<p>OFFICIAL SUPPLIERS</p>     	

SUN 21 JUL 2024
Start Time

17:55

Final

EUROPEAN U18 BEST	19:00.40 SHIROBOKOV Sergey	ANA Saransk (RUS)	30 DEC 2016
EUROPEAN U18 LEAD	20:54.01 COPPOLA Alessio	ITA Stadio M.S. Cozzoli, Molfetta (ITA)	5 JUL 2024

												Result	Time Behind		
Rank	Bib Name													Ctry Code	Date of Birth
	200m	600m	1000m	1400m	1800m	2200m	2600m	3000m	3400m	3800m	4200m	4600m			
19	18 NÓBREGA Afonso											POR	1 JAN 2008	24:07.85	3:06.42
55.70 (19)	2:45.07 (21)	4:35.54 (22)	6:27.52 (21)	8:22.80 (21)	0:18.70 (21)	2:14.66 (21)	4:12.65 (21)	6:10.82 (21)	8:10.31 (22)	10:10.29 (20)	12:11.12 (21)	1:56.73			
20	8 MARTOS Nikolaos											GRE	17 JUN 2008	24:08.56	3:07.12 >
55.88 (21)	2:44.58 (17)	4:34.57 (20)	6:25.97 (20)	8:18.65 (20)	0:14.17 (20)	2:10.49 (20)	4:08.79 (20)	6:09.92 (20)	8:09.00 (21)	10:10.70 (21)	12:10.14 (20)	1:58.42			
21	17 MARGIEL Mateusz											POL	21 OCT 2007	24:35.38	3:33.95 ~>>
57.91 (23)	2:44.82 (20)	4:30.92 (12)	6:18.77 (12)	8:09.41 (12)	0:02.34 (12)	1:58.66 (15)	4:00.03 (17)	6:02.76 (19)	8:08.55 (20)	10:41.33 (22)	12:38.87 (22)	1:56.51	TR54.7.3		
	1:49.37	1:50.47	1:51.98	1:55.28	1:55.90	1:55.96	1:57.99	1:58.17	1:59.49	1:59.98	2:00.83				
5	RABREAU Clement											FRA	3 AUG 2007	DQ	~
49.30 (6)	2:32.39 (7)	4:15.18 (7)	5:56.39 (3)	7:40.63 (3)	9:24.30 (6)	1:06.84 (7)	2:49.70 (5)	4:37.44 (6)	6:26.06 (7)	8:13.43 (7)	10:00.62 (7)	1:37.47	TR7.1(5.1)(S2)		
	1:43.09	1:42.79	1:41.21	1:44.24	1:43.67	1:42.54	1:42.86	1:47.74	1:48.62	1:47.37	1:47.19				
24	SHPONARSKYI Illia											UKR	3 FEB 2008	DQ	~>>>
55.85 (20)	2:44.63 (18)	4:34.76 (21)	6:27.87 (22)	8:23.60 (22)	0:19.48 (22)	2:17.83 (23)	4:45.41 (23)	6:45.47 (23)	8:49.06 (23)				TR54.7.5		
	1:48.78	1:50.13	1:53.11	1:55.73	1:55.88	1:58.35	2:27.58	2:00.06	2:03.59						

Weather conditions







Temperature: 27°C Humidity: 53% Conditions: Sunny

Note:
TR54.7.5 - Fourth red card
TR7.1(5.1)(S2) - Improper conduct, participating after not complying with the shoe rules

Legend:

~	Lost contact	>	Bent knee	DQ	Disqualified	NU18B	National U18 Best
PB	Personal Best	TR	Technical Rule				

bib 17 MARGIEL (POL) & bib 3 ZÁRATE (ESP) 30 seconds in Penalty Zone

<p>PREMIUM PARTNER</p> 	<p>BROADCAST PARTNERS</p> 	<p>INSTITUTIONAL PARTNERS</p> 
<p>MOBILITY PARTNER</p> 	<p>PARTNERS</p> 	<p>OFFICIAL SUPPLIERS</p> 

SUN 21 JUL 2024

Start Time

20:16

Final
Medley Relay Men
Results

EUROPEAN U18 BEST	1:50.46 POLAND U18	POL	Debrecen (HUN)	15 JUL 2001
CHAMPIONSHIP BEST	1:52.69 ITALY U18	ITA	Givat Ram Stadium, Jerusalem (ISR)	7 JUL 2022
EUROPEAN U18 LEAD	1:53.91 ITALY	ITA	Banská Bystrica (SVK)	20 JUL 2024

Rank	Bib	Ctry Name	Lane	Reaction Time	Result	
1		POL - POLAND	1	0.186	1:51.62	CB
	505	DYMINSKI Nikodem				
	507	FOREMNY Jakub				
	500	ADAMCZYK Bartłomiej				
	526	STRZELECKI Stanisław				
2		GER - GERMANY	3	0.207	1:51.82	NU18B
	297	KEMMINER Jakob				
	312	SCHUSTER Louis				
	285	DETTNER Jannis				
	313	STADLER Milan				
3		ITA - ITALY	5	0.162	1:52.02	NU18B
	409	CAPORUSSO Fabrizio				
	421	INZOLI Daniele Leonardo				
	410	CARFAGNA Tommaso				
	432	SALEMI Daniele				
4		GBR - GREAT BRITAIN & N.I	6	0.156	1:52.38	NU18B
	270	MASTERS Joel				
	276	TUGWELL Aron				
	274	ODEY-JORDAN Jake				
	259	BRADLEY Harry				
5		CRO - CROATIA	8	0.252	1:52.42	NU18B
	138	PRELESNIK Mihael				
	133	BATISTIĆ Toma				
	132	BARTOLINČIĆ Mihael				
	136	JEZERNIK Dominik				
6		ESP - SPAIN	4	0.184	1:53.41	NU18B
	188	GARCIA Izan				
	185	FERNANDEZ Hugo				
	197	NUÑEZ Alejandro				
	202	ROJO Pablo				
7		FRA - FRANCE	2	0.175	1:53.65	SB
	255	MOURIE Remi				
	246	DOMERGUE Lucas				
	254	MAUBERT Hugo				
	241	BOUHOUCHE Rayan				
8		UKR - UKRAINE	7	0.194	1:54.56	SB
	680	MUDRYK Yurii				
	679	MARKEVYCH Daniil				
	670	EISMONT Artur				
	687	VOVCHENKO Volodymyr				

Weather conditions

Temperature: 25°C

Humidity: 63%

Conditions: Few clouds

Legend:
CB Championship Best **NU18B** National U18 Best **SB** Season Best

SAT 20 JUL 2024
 Start Time

11:37

Medley Relay Men
Round 1 Heat 1/3
Results

EUROPEAN U18 BEST	1:50.46 POLAND U18	POL Debrecen (HUN)	15 JUL 2001
CHAMPIONSHIP BEST	1:52.69 ITALY U18	ITA Givat Ram Stadium, Jerusalem (ISR)	7 JUL 2022
EUROPEAN U18 LEAD	1:55.15 CZECH REPUBLIC U18	CZE Štadión PFK, Piešťany (SVK)	5 JUL 2024

Rank	Bib	Ctry Name	Lane	Reaction Time	Result		
1		ITA - ITALY	8	0.240	1:53.91	Q	EU18L
	425	MAZZILLI Valerio					
	421	INZOLI Daniele Leonardo					
	410	CARFAGNA Tommaso					
	432	SALEMI Daniele					
2		ESP - SPAIN	4	0.194	1:54.35		SB
	188	GARCIA Izan					
	198	OLMEDO Alvaro					
	197	NUNEZ Alejandro					
	202	ROJO Pablo					
3		POL - POLAND	2	0.191	1:55.39		SB
	505	DYMINSKI Nikodem					
	527	WOJTASIK Aleksander					
	508	FRACKOWIAK Oliwier					
	500	ADAMCZYK Bartłomiej					
4		SRB - SERBIA	7	0.223	1:57.27		NU18B
	586	BEZKORVAJNIJ Aleks					
	588	ĐURIĆ Vukašin					
	590	MITROVIĆ Pavle					
	592	STANKOVIĆ Filip					
5		BUL - BULGARIA	3	0.151	2:00.13		SB
	131	ZDRAVKOV Zdravko					
	126	KASABOV Hristiyan					
	128	TSVETANOV Deyan					
	125	GROZEV Pavel					
6		POR - PORTUGAL	6	0.206	2:00.58		SB
	547	SANTOS Gabriel					
	545	PEREIRA David					
	544	PEREIRA Afonso					
	534	ALVES Márcio					
		NOR - NORWAY	5		DNS		
	491	LE FJELD Markus					
	488	EKENE NORDLIE Christopher					
	496	SOLHEIM SOLLID Elias					
	495	SØGARD LEHMANN Sondre					

Qualification: First 1 in each heat (Q) and the next 5 fastest (q) advance to the Final

Weather conditions

Temperature: 23°C

Humidity: 64%

Conditions: Overcast

Legend:	Did not Start	EU18L	European U18 Lead	NU18B	National U18 Best	Q	Qualified by place
DNS	Did not Start						
SB	Season Best						

SAT 20 JUL 2024
 Start Time

11:48

Medley Relay Men
Round 1 Heat 2/3
Results

EUROPEAN U18 BEST	1:50.46	POLAND U18	POL	Debrecen (HUN)	15 JUL 2001
CHAMPIONSHIP BEST	1:52.69	ITALY U18	ITA	Givat Ram Stadium, Jerusalem (ISR)	7 JUL 2022
EUROPEAN U18 LEAD	1:53.91	ITALY	ITA	Banská Bystrica (SVK)	20 JUL 2024

Rank	Bib	Ctry Name	Lane	Reaction Time	Result		
1		GBR - GREAT BRITAIN & N.I	6		1:54.12	Q	SB
	270	MASTERS Joel					
	258	AJAYI Joel					
	279	WRIGHT Toby					
	259	BRADLEY Harry					
2		GER - GERMANY	7		1:54.41	q	NU18B
	297	KEMMINER Jakob					
	318	TROSTER Ben					
	321	WEIDENBACH Marc					
	285	DETTNER Jannis					
3		CZE - CZECHIA	5		1:55.80		SB
	163	VOJÁČEK Filip					
	154	KOPTÍK Lukáš					
	159	SULC Adam					
	162	VELECHOVSKÝ Adam					
4		FIN - FINLAND	8		1:55.91		NU18B
	235	TARVONEN Touko					
	227	MÄKITALO Tomi					
	215	AÄKKO Perttu					
	225	MÄKINIEMI Aapo					
5		SLO - SLOVENIA	3		1:56.15		SB
	570	KRIŽAJ Demian					
	574	MIHEVC GRABNAR Urban					
	577	NOVŠAK Jakob					
	578	RENER Lenart					
6		TUR - TÜRKIYE	4		2:01.70		SB
	666	UYGÜN Koray					
	657	BOSTAN Baturalp					
	659	ENDAMLI Kerem					
	665	ÖZMEZ Yiğit					
		HUN - HUNGARY	2		DNF		
	361	KALICS Krisztián					
	367	NÁDAS Balázs					
	369	PUTSAY Bence					
	356	FERENCZ Agoston					

Qualification: First 1 in each heat (Q) and the next 5 fastest (q) advance to the Final

Weather conditions

Temperature: 23°C

Humidity: 64%

Conditions: Overcast

Legend:						
DNF	Did not Finish	NU18B	National U18 Best	Q	Qualified by place	q
SB	Season Best					Qualified by time

SAT 20 JUL 2024
 Start Time

11:59

Medley Relay Men
Round 1 Heat 3/3
Results

EUROPEAN U18 BEST	1:50.46	POLAND U18	POL Debrecen (HUN)	15 JUL 2001
CHAMPIONSHIP BEST	1:52.69	ITALY U18	ITA Givat Ram Stadium, Jerusalem (ISR)	7 JUL 2022
EUROPEAN U18 LEAD	1:53.91	ITALY	ITA Banská Bystrica (SVK)	20 JUL 2024

Rank	Bib	Ctry Name	Lane	Reaction Time	Result		
1		UKR - UKRAINE	4	0.185	1:54.75	Q	SB
	680	MUDRYK Yurii					
	679	MARKEVYCH Daniil					
	670	EISMONT Artur					
	687	VOVCHENKO Volodymyr					
2		CRO - CROATIA	5	0.227	1:54.93	q	NU18B
	138	PRELESNIK Mihael					
	133	BATISTIC Toma					
	132	BARTOLINCIC Mihael					
	137	PLISKO Noa					
3		FRA - FRANCE	6	0.179	1:55.36	q	SB
	255	MOURIE Remi					
	246	DOMERGUE Lucas					
	242	BRULBAULT Mahmood					
	241	BOUHOUCHE Rayan					
4		GRE - GREECE	8	0.231	1:56.27		SB
	329	GEORGANTAS Filippos					
	337	LAZAKIS Konstantinos					
	336	KRIZEAS Panagiotis					
	333	KATSELIS Aristeidis					
5		SUI - SWITZERLAND	2	0.155	1:56.52		SB
	595	BEGUM Ashik					
	599	EMERY Sébastien					
	610	NAUER Jules					
	618	TÖNZ Alessandro					
6		SVK - SLOVAK REPUBLIC	7	0.214	2:00.24		SB
	628	KRCHNAVY Miroslav					
	632	SAUER Filip					
	634	VOLEK Teodor					
	629	KREPOP Samuel					
		DEN - DENMARK	3		DNS		
	166	GØHRING Magnus Kyster					
	168	KÆRHØG Samuel					
	169	ROSENDAL Toke					
	165	BANKE JØRGENSEN C					

Qualification: First 1 in each heat (Q) and the next 5 fastest (q) advance to the Final

Weather conditions

Temperature: 24°C

Humidity: 58%

Conditions: Overcast

Legend:						
DNS	Did not Start	NU18B	National U18 Best	Q	Qualified by place	q
SB	Season Best					Qualified by time

SAT 20 JUL 2024
 Start Time

11:37

Round 1
Results Summary

EUROPEAN U18 BEST	1:50.46	POLAND U18	POL	Debrecen (HUN)	15 JUL 2001
CHAMPIONSHIP BEST	1:52.69	ITALY U18	ITA	Givat Ram Stadium, Jerusalem (ISR)	7 JUL 2022
EUROPEAN U18 LEAD	1:55.15	CZECH REPUBLIC U18	CZE	Štadión PFK, Piešťany (SVK)	5 JUL 2024

Rank	Ctry	Ctry Code	Heat	Lane	Position	Time		
1	ITALY	ITA	1	8	1	1:53.91	Q	EU18L
2	GREAT BRITAIN & N.I	GBR	2	6	1	1:54.12	Q	SB
3	SPAIN	ESP	1	4	2	1:54.35	q	SB
4	GERMANY	GER	2	7	2	1:54.41	q	NU18B
5	UKRAINE	UKR	3	4	1	1:54.75	Q	SB
6	CROATIA	CRO	3	5	2	1:54.93	q	NU18B
7	FRANCE	FRA	3	6	3	1:55.36	q	SB
8	POLAND	POL	1	2	3	1:55.39	q	SB
9	CZECHIA	CZE	2	5	3	1:55.80		SB
10	FINLAND	FIN	2	8	4	1:55.91		NU18B
11	SLOVENIA	SLO	2	3	5	1:56.15		SB
12	GREECE	GRE	3	8	4	1:56.27		SB
13	SWITZERLAND	SUI	3	2	5	1:56.52		SB
14	SERBIA	SRB	1	7	4	1:57.27		NU18B
15	BULGARIA	BUL	1	3	5	2:00.13		SB
16	SLOVAK REPUBLIC	SVK	3	7	6	2:00.24		SB
17	PORTUGAL	POR	1	6	6	2:00.58		SB
18	TÜRKIYE	TUR	2	4	6	2:01.70		SB
	HUNGARY	HUN	2	2		DNF		
	DENMARK	DEN	3	3		DNS		
	NORWAY	NOR	1	5		DNS		

Qualification: First 1 in each heat (Q) and the next 5 fastest (q) advance to the Final

Legend:	Did not Finish	DNS	Did not Start	EU18L	European U18 Lead	NU18B	National U18 Best
DNF	Qualified by place	q	Qualified by time	SB	Season Best		

FRI 19 JUL 2024

Start Time

20:40

Final
Results

EUROPEAN U18 BEST	11.24 WILLIAMS Jodie	GBR Bedford (GBR)	31 MAY 2010
CHAMPIONSHIP BEST	11.39 WEDDERBURN-GOODISON Nia	GBR Givat Ram Stadium, Jerusalem (ISR)	5 JUL 2022
EUROPEAN U18 LEAD	11.44 OTT Miia	EST Banská Bystrica (SVK)	18 JUL 2024

Wind: +0.9 m/s

Rank	Bib	Name	Ctry Code	Date of Birth	Lane	Reaction Time	Result	
1	1024	VELICHKOVA Radina Bulgaria	BUL	15 DEC 2007	5	0.147	11.46	NU18B
2	1130	LAPORAL Shade France	FRA	7 DEC 2007	6	0.184	11.54	PB
3	1089	OTT Miia Estonia	EST	19 APR 2007	4	0.170	11.62	
4	1554	STEPANIUK Uliana Ukraine	UKR	2 OCT 2007	3	0.184	11.64	
5	1161	ANOCHILI Lena Germany	GER	1 JAN 2007	7	0.166	11.77	
6	1368	KASPRZAK Oliwia Poland	POL	19 SEP 2007	8	0.131	11.90	
7	1465	RANKL Timea Switzerland	SUI	1 JAN 2008	1	0.147	11.94	
	1145	DESIR Nell Great Britain & Northern Ireland	GBR	7 MAR 2008	2	-0.037	DQ	TR16.8

Weather conditions

Temperature: 26°C

Humidity: 57%

Conditions: Few clouds

Note:

TR16.8 - False start

Legend:
DQ Disqualified **NU18B** National U18 Best **PB** Personal Best **TR** Technical Rule

THU 18 JUL 2024
 Start Time

20:25

100m Women
Semi-Finals
Results

EUROPEAN U18 BEST	11.24 WILLIAMS Jodie	GBR Bedford (GBR)	31 MAY 2010
CHAMPIONSHIP BEST	11.39 WEDDERBURN-GOODISON Nia	GBR Givat Ram Stadium, Jerusalem (ISR)	5 JUL 2022
EUROPEAN U18 LEAD	11.44 OTT Miia	EST Banská Bystrica (SVK)	18 JUL 2024

SEMI-FINAL 1

Start Time: 20:25

Wind: +0.7 m/s

Rank	Bib	Name	Ctry Code	Date of Birth	Lane	Reaction Time	Result		
1	1024	VELICHKOVA Radina Bulgaria	BUL	15 DEC 2007	5	0.149	11.47	Q	NU18B
2	1161	ANOCHILI Lena Germany	GER	1 JAN 2007	3	0.161	11.69	Q	
3	1368	KASPRZAK Oliwia Poland	POL	19 SEP 2007	6	0.151	11.82	q	
4	1452	BURI Xenia Switzerland	SUI	1 JAN 2008	4	0.192	11.90		
5	1270	CANOVI Viola Italy	ITA	23 MAY 2008	8	0.182	11.98		
6	1240	PFISZTERER Dorina Hungary	HUN	19 APR 2008	7	0.180	11.99		
7	1526	WENNOLF Ellinor Sweden	SWE	29 SEP 2008	2	0.131	12.02		
8	1490	HRNČÁROVÁ Romana Slovak Republic	SVK	10 JUL 2007	1	0.174	12.08		

SEMI-FINAL 2

Start Time: 20:32

Wind: +0.3 m/s

Rank	Bib	Name	Ctry Code	Date of Birth	Lane	Reaction Time	Result		
1	1089	OTT Miia Estonia	EST	19 APR 2007	4	0.194	11.54	Q	
2	1130	LAPORAL Shade France	FRA	7 DEC 2007	6	0.216	11.58	Q	
3	1465	RANKL Timea Switzerland	SUI	1 JAN 2008	3	0.177	11.83	q	
4	1552	SHVAB Yelyzaveta Ukraine	UKR	16 JUN 2007	5	0.214	11.91		
5	1018	DIMITROVA Raya Bulgaria	BUL	4 JUN 2008	7	0.134	11.93		
6	1509	ENGSTRÖM Filippa Sweden	SWE	14 FEB 2007	2	0.213	11.99		
7	1308	MAURIŅA Vendija Latvia	LAT	21 MAY 2007	8	0.188	12.04		
8	1423	OGRIZEK Urška Slovenia	SLO	27 JUL 2007	1	0.189	12.07		

SEMI-FINAL 3

Start Time: 20:39

Wind: +0.1 m/s

Rank	Bib	Name	Ctry Code	Date of Birth	Lane	Reaction Time	Result		
1	1554	STEPANIUK Uliana Ukraine	UKR	2 OCT 2007	6	0.178	11.61	Q	
2	1145	DESIR Neil Great Britain & Northern Ireland	GBR	7 MAR 2008	4	0.144	11.65	Q	PB
3	1127	GERBIER Lohane France	FRA	11 FEB 2007	7	0.189	11.86		
4	1162	BÖCKER Anne Germany	GER	15 JUN 2007	3	0.186	11.89		
5	1012	PETROCI-CONINX Lauren Belgium	BEL	9 APR 2007	5	0.146	11.96		
6	1006	STANDFEST Lenia Austria	AUT	1 JAN 2007	2	0.185	12.01		
7	1062	ARRAZOLA Elene Spain	ESP	5 APR 2008	8	0.260	12.19		

THU 18 JUL 2024
Start Time

20:25

100m Women

Semi-Finals

Results

EUROPEAN U18 BEST	11.24 WILLIAMS Jodie	GBR Bedford (GBR)	31 MAY 2010
CHAMPIONSHIP BEST	11.39 WEDDERBURN-GOODISON Nia	GBR Givat Ram Stadium, Jerusalem (ISR)	5 JUL 2022
EUROPEAN U18 LEAD	11.44 OTT Miia	EST Banská Bystrica (SVK)	18 JUL 2024

SEMI-FINAL 3

Start Time: 20:39

Wind: +0.1 m/s













Rank	Bib	Name	Ctry Code	Date of Birth	Lane	Reaction Time	Result
8	1413	TĂUȘAN Tatiana Emanuela Romania	ROU	1 JAN 2007	1	0.277	12.34

Qualification: First 2 in each heat (Q) and the next 2 fastest (q) advance to the Final

Weather conditions at the beginning of the 1st heat

Temperature: 25°C Humidity: 64% Conditions: Few clouds

Legend:	NU18B National U18 Best	PB Personal Best	Q Qualified by place	q Qualified by time
----------------	--------------------------------	-------------------------	-----------------------------	----------------------------

PREMIUM PARTNER 		BROADCAST PARTNERS  		INSTITUTIONAL PARTNERS    	
MOBILITY PARTNER 		PARTNERS  		OFFICIAL SUPPLIERS      	

THU 18 JUL 2024
 Start Time

20:25

100m Women
Semi-Finals
Results Summary

EUROPEAN U18 BEST	11.24 WILLIAMS Jodie	GBR Bedford (GBR)	31 MAY 2010
CHAMPIONSHIP BEST	11.39 WEDDERBURN-GOODISON Nia	GBR Givat Ram Stadium, Jerusalem (ISR)	5 JUL 2022
EUROPEAN U18 LEAD	11.44 OTT Miia	EST Banská Bystrica (SVK)	18 JUL 2024

Rank	Bib	Name	Ctry Code	Heat	Lane	Position	Wind	Time	
1	1024	VELICHKOVA Radina	BUL	1	5	1	+0.7	11.47	Q NU18B
2	1089	OTT Miia	EST	2	4	1	+0.3	11.54	Q
3	1130	LAPORAL Shade	FRA	2	6	2	+0.3	11.58	Q
4	1554	STEPANIUK Uliana	UKR	3	6	1	+0.1	11.61	Q
5	1145	DESIR Nell	GBR	3	4	2	+0.1	11.65	Q PB
6	1161	ANOCHILI Lena	GER	1	3	2	+0.7	11.69	Q
7	1368	KASPRZAK Oliwia	POL	1	6	3	+0.7	11.82	q
8	1465	RANKL Timea	SUI	2	3	3	+0.3	11.83	q
9	1127	GERBIER Lohane	FRA	3	7	3	+0.1	11.86	
10	1162	BÖCKER Anne	GER	3	3	4	+0.1	11.89	
11	1452	BURI Xenia	SUI	1	4	4	+0.7	11.90	
12	1552	SHVAB Yelyzaveta	UKR	2	5	4	+0.3	11.91	
13	1018	DIMITROVA Raya	BUL	2	7	5	+0.3	11.93	
14	1012	PETROCI-CONINX Lauren	BEL	3	5	5	+0.1	11.96	
15	1270	CANOVI Viola	ITA	1	8	5	+0.7	11.98	
16	1240	PFISZTERER Dorina	HUN	1	7	6	+0.7	11.99 (.981)	
17	1509	ENGSTRÖM Filippa	SWE	2	2	6	+0.3	11.99 (.983)	
18	1006	STANDFEST Lenia	AUT	3	2	6	+0.1	12.01	
19	1526	WENNOLF Ellinor	SWE	1	2	7	+0.7	12.02	
20	1308	MAURIŃA Vendija	LAT	2	8	7	+0.3	12.04	
21	1423	OGRIZEK Urška	SLO	2	1	8	+0.3	12.07	
22	1490	HRNČÁROVÁ Romana	SVK	1	1	8	+0.7	12.08	
23	1062	ARRAZOLA Elene	ESP	3	8	7	+0.1	12.19	
24	1413	TĂUȘAN Tatiana Emanuela	ROU	3	1	8	+0.1	12.34	

Qualification: First 2 in each heat (Q) and the next 2 fastest (q) advance to the Final

Legend:	NU18B National U18 Best	PB Personal Best	Q Qualified by place	q Qualified by time
----------------	--------------------------------	-------------------------	-----------------------------	----------------------------

THU 18 JUL 2024
 Start Time

16:10

Round 1
Results

EUROPEAN U18 BEST	11.24 WILLIAMS Jodie	GBR Bedford (GBR)	31 MAY 2010
CHAMPIONSHIP BEST	11.39 WEDDERBURN-GOODISON Nia	GBR Givat Ram Stadium, Jerusalem (ISR)	5 JUL 2022
EUROPEAN U18 LEAD	11.48 VELICHKOVA Radina	BUL Atletski stadion Poljane, Maribor (SLO)	6 JUL 2024

HEAT 1 Start Time: 16:10

Wind: -0.5 m/s

Rank	Bib	Name	Ctry Code	Date of Birth	Lane	Reaction Time	Result		
1	1145	DESIR Nell Great Britain & Northern Ireland	GBR	7 MAR 2008	5	0.194	11.67	Q	PB
2	1161	ANOCHILI Lena Germany	GER	1 JAN 2007	6	0.190	11.79	Q	
3	1240	PFISZTERER Dorina Hungary	HUN	19 APR 2008	4	0.210	11.93	Q	
4	1509	ENGSTRÖM Filippa Sweden	SWE	14 FEB 2007	1	0.265	11.98	Q	
5	1210	PAPADERAKI Argyro Greece	GRE	2 JAN 2007	2	0.168	12.17		
6	1442	JEREMIĆ Nikolina Serbia	SRB	25 JUN 2008	8	0.224	12.21		
7	1106	KOIVULUOMA Amelie Finland	FIN	21 JUN 2007	3	0.199	12.22		
8	1493	KOŠŤOVÁ Lucia Slovak Republic	SVK	20 NOV 2008	7	0.183	12.23		

HEAT 2 Start Time: 16:17

Wind: +1.9 m/s

Rank	Bib	Name	Ctry Code	Date of Birth	Lane	Reaction Time	Result		
1	1554	STEPANIUK Uliana Ukraine	UKR	2 OCT 2007	4	0.182	11.64	Q	
2	1368	KASPRZAK Oliwia Poland	POL	19 SEP 2007	1	0.146	11.83	Q	
3	1465	RANKL Timea Switzerland	SUI	1 JAN 2008	8	0.164	11.88	Q	
4	1423	OGRIZEK Urška Slovenia	SLO	27 JUL 2007	7	0.138	11.98	Q	
5	1308	MAURIŅA Vendija Latvia	LAT	21 MAY 2007	2	0.189	12.07	q	
6	1439	BOTUNJAC Sara Serbia	SRB	25 JUL 2008	3	0.236	12.25		
7	1038	PITTAKA Mariliza Cyprus	CYP	22 SEP 2007	6	0.169	12.43		
8	1077	NAVARRO Sara Spain	ESP	12 FEB 2007	5	0.159	29.15		

HEAT 3 Start Time: 16:24

Wind: +1.3 m/s

Rank	Bib	Name	Ctry Code	Date of Birth	Lane	Reaction Time	Result		
1	1089	OTT Miia Estonia	EST	19 APR 2007	2	0.143	11.44	Q	EU18L
2	1162	BÖCKER Anne Germany	GER	15 JUN 2007	7	0.146	11.85	Q	
3	1018	DIMITROVA Raya Bulgaria	BUL	4 JUN 2008	6	0.138	11.91	Q	
4	1526	WENNOLF Ellinor Sweden	SWE	29 SEP 2008	4	0.160	11.95 (.949)	Q	
5	1062	ARRAZOLA Elene Spain	ESP	5 APR 2008	3	0.200	11.95 (.950)	q	
6	1413	TĂUȘAN Tatiana Emanuela Romania	ROU	1 JAN 2007	8	0.207	12.03	q	PB
7	1335	PARNIS COLEIRO Thea Malta	MLT	29 APR 2008	5	0.188	12.11		

THU 18 JUL 2024

Start Time

16:10

100m Women
Round 1
Results

EUROPEAN U18 BEST	11.24 WILLIAMS Jodie	GBR Bedford (GBR)	31 MAY 2010
CHAMPIONSHIP BEST	11.39 WEDDERBURN-GOODISON Nia	GBR Givat Ram Stadium, Jerusalem (ISR)	5 JUL 2022
EUROPEAN U18 LEAD	11.48 VELICHOVA Radina	BUL Atletski stadion Poljane, Maribor (SLO)	6 JUL 2024

HEAT 4 Start Time: 16:31

Wind: -0.2 m/s

Rank	Bib	Name	Ctry Code	Date of Birth	Lane	Reaction Time	Result	
1	1024	VELICHOVA Radina Bulgaria	BUL	15 DEC 2007	2	0.165	11.52	Q
2	1130	LAPORAL Shade France	FRA	7 DEC 2007	5	0.174	11.55	Q PB
3	1012	PETROCI-CONINX Lauren Belgium	BEL	9 APR 2007	6	0.156	11.91	Q
4	1006	STANDFEST Lenia Austria	AUT	1 JAN 2007	7	0.184	11.95	Q
5	1490	HRNČÁROVÁ Romana Slovak Republic	SVK	10 JUL 2007	8	0.176	12.06	q
6	1326	GAENG Camille Luxembourg	LUX	1 JAN 2008	3	0.230	12.14	
7	1427	RADIŠEK Nina Slovenia	SLO	1 JAN 2007	4	0.170	12.31	

HEAT 5 Start Time: 16:38

Wind: +0.8 m/s

Rank	Bib	Name	Ctry Code	Date of Birth	Lane	Reaction Time	Result	
1	1452	BURI Xenia Switzerland	SUI	1 JAN 2008	8	0.157	11.87	Q
2	1552	SHVAB Yelyzaveta Ukraine	UKR	16 JUN 2007	2	0.203	11.90	Q
3	1127	GERBIER Lohane France	FRA	11 FEB 2007	5	0.190	11.97	Q
4	1270	CANOVI Viola Italy	ITA	23 MAY 2008	4	0.183	12.00	Q
5	1303	BUKA Beāte Latvia	LAT	8 AUG 2008	6	0.176	12.10	
6	1383	PULAWSKA Maria Poland	POL	21 AUG 2007	3	0.167	12.20	
7	1056	JUUL LASSEN Laura Denmark	DEN	20 AUG 2008	7	0.202	12.21	
8	1206	LYTRA Miselina Greece	GRE	24 JAN 2008	1	0.191	12.25	

Qualification: First 4 in each heat (Q) and the next 4 fastest (q) advance to the Semi-Finals

Weather conditions at the beginning of the 1st heat

Temperature: 29°C

Humidity: 48%

Conditions: Partly cloudy

Legend:	EU18L European U18 Lead	PB Personal Best	Q Qualified by place	q Qualified by time
----------------	--------------------------------	-------------------------	-----------------------------	----------------------------

THU 18 JUL 2024
Start Time

16:10

Round 1

Results Summary

EUROPEAN U18 BEST	11.24	WILLIAMS Jodie	GBR	Bedford (GBR)	31 MAY 2010
CHAMPIONSHIP BEST	11.39	WEDDERBURN-GOODISON Nia	GBR	Givat Ram Stadium, Jerusalem (ISR)	5 JUL 2022
EUROPEAN U18 LEAD	11.48	VELICHKOVA Radina	BUL	Atletski stadion Poljane, Maribor (SLO)	6 JUL 2024

Rank	Bib	Name	Ctry Code	Heat	Lane	Position	Wind	Time		
1	1089	OTT Miiia	EST	3	2	1	+1.3	11.44	Q	EU18L
2	1024	VELICHKOVA Radina	BUL	4	2	1	-0.2	11.52	Q	
3	1130	LAPORAL Shade	FRA	4	5	2	-0.2	11.55	Q	PB
4	1554	STEPANIUK Uliana	UKR	2	4	1	+1.9	11.64	Q	
5	1145	DESIR Nell	GBR	1	5	1	-0.5	11.67	Q	PB
6	1161	ANOCHILI Lena	GER	1	6	2	-0.5	11.79	Q	
7	1368	KASPRZAK Oliwia	POL	2	1	2	+1.9	11.83	Q	
8	1162	BÖCKER Anne	GER	3	7	2	+1.3	11.85	Q	
9	1452	BURI Xenia	SUI	5	8	1	+0.8	11.87	Q	
10	1465	RANKL Timea	SUI	2	8	3	+1.9	11.88	Q	
11	1552	SHVAB Yelyzaveta	UKR	5	2	2	+0.8	11.90	Q	
12	1012	PETROCI-CONINX Lauren	BEL	4	6	3	-0.2	11.91 (.907)	Q	
13	1018	DIMITROVA Raya	BUL	3	6	3	+1.3	11.91 (.908)	Q	
14	1240	PFISZTERER Dorina	HUN	1	4	3	-0.5	11.93	Q	
15	1006	STANDFEST Lenia	AUT	4	7	4	-0.2	11.95 (.943)	Q	
16	1526	WENNOLF Ellinor	SWE	3	4	4	+1.3	11.95 (.949)	Q	
17	1062	ARRAZOLA Elene	ESP	3	3	5	+1.3	11.95 (.950)	q	
18	1127	GERBIER Lohane	FRA	5	5	3	+0.8	11.97	Q	
19	1509	ENGSTRÖM Filippa	SWE	1	1	4	-0.5	11.98 (.973)	Q	
20	1423	OGRIZEK Urška	SLO	2	7	4	+1.9	11.98 (.974)	Q	
21	1270	CANOVI Viola	ITA	5	4	4	+0.8	12.00	Q	
22	1413	TĂUȘAN Tatiana Emanuela	ROU	3	8	6	+1.3	12.03	q	PB
23	1490	HRNČÁROVÁ Romana	SVK	4	8	5	-0.2	12.06	q	
24	1308	MAURIÎA Vendija	LAT	2	2	5	+1.9	12.07	q	
25	1303	BUKA Beâte	LAT	5	6	5	+0.8	12.10		
26	1335	PARNIS COLEIRO Thea	MLT	3	5	7	+1.3	12.11		
27	1326	GAENG Camille	LUX	4	3	6	-0.2	12.14		
28	1210	PAPADERAKI Argyro	GRE	1	2	5	-0.5	12.17		
29	1383	PUŁAWSKA Maria	POL	5	3	6	+0.8	12.20		
30	1442	JEREMIĆ Nikolina	SRB	1	8	6	-0.5	12.21 (.203)		
31	1056	JUUL LASSEN Laura	DEN	5	7	7	+0.8	12.21 (.208)		
32	1106	KOIVULUOMA Amelie	FIN	1	3	7	-0.5	12.22		
33	1493	KOŠUTOVÁ Lucia	SVK	1	7	8	-0.5	12.23		
34	1206	LYTRA Miselina	GRE	5	1	8	+0.8	12.25 (.243)		
35	1439	BOTUNJAC Sara	SRB	2	3	6	+1.9	12.25 (.246)		
36	1427	RADIŠEK Nina	SLO	4	4	7	-0.2	12.31		
37	1038	PITTAKA Mariliza	CYP	2	6	7	+1.9	12.43		
38	1077	NAVARRO Sara	ESP	2	5	8	+1.9	29.15		

Qualification: First 4 in each heat (Q) and the next 4 fastest (q) advance to the Semi-Finals

Legend:	EU18L	European U18 Lead	PB	Personal Best	Q	Qualified by place	q	Qualified by time
----------------	-------	-------------------	----	---------------	---	--------------------	---	-------------------

SAT 20 JUL 2024
 Start Time

20:20

Final
Results

EUROPEAN U18 BEST	22.42 HUNT Amy	GBR Mannheim (GER)	30 JUN 2019
CHAMPIONSHIP BEST	23.35 MIGNON Marine	FRA New District Stadium, Tbilisi (GEO)	16 JUL 2016
EUROPEAN U18 LEAD	23.15 VALENSIN Elisa	ITA Stadio dei Marmi, Roma (ITA)	18 MAY 2024

Wind: +1.0 m/s

Rank	Bib	Name	Ctry Code	Date of Birth	Lane	Reaction Time	Result	
1	1295	VALENSIN Elisa Italy	ITA	1 JAN 2007	7	0.222	23.09	CB
2	1271	CASTELLANI Margherita Italy	ITA	11 NOV 2008	5	0.185	23.35	PB
3	1188	RICHTER Pauline Germany	GER	7 JUL 2007	4	0.241	23.50	PB
4	1049	ŠAFÁŘOVÁ Johanka Czechia	CZE	1 JAN 2007	3	0.217	23.91	
5	1121	ALVERTE-SONG Ludivine France	FRA	23 MAY 2007	8	0.266	23.92	PB
6	1167	FISCHER Luna Germany	GER	30 MAR 2007	6	0.258	24.07	
7	1012	PETROCI-CONINX Lauren Belgium	BEL	9 APR 2007	2	0.165	24.12	
8	1040	DANĚČKOVÁ Silvie Czechia	CZE	1 JAN 2007	1	0.194	26.59	

Weather conditions

Temperature: 22°C

Humidity: 71%

Conditions: Overcast

Legend:
CB Championship Best **PB** Personal Best

SAT 20 JUL 2024
 Start Time

18:27

200m Women
Semi-Finals
Results

EUROPEAN U18 BEST	22.42 HUNT Amy	GBR Mannheim (GER)	30 JUN 2019
CHAMPIONSHIP BEST	23.35 MIGNON Marine	FRA New District Stadium, Tbilisi (GEO)	16 JUL 2016
EUROPEAN U18 LEAD	23.15 VALENSIN Elisa	ITA Stadio dei Marmi, Roma (ITA)	18 MAY 2024

SEMI-FINAL 1

Start Time: 18:27

Wind: +1.1 m/s

Rank	Bib	Name	Ctry Code	Date of Birth	Lane	Reaction Time	Result	
1	1271	CASTELLANI Margherita Italy	ITA	11 NOV 2008	6	0.243	23.86 (.852)	Q
2	1167	FISCHER Luna Germany	GER	30 MAR 2007	7	0.279	23.86 (.854)	Q PB
3	1040	DANÉČKOVÁ Silvie Czechia	CZE	1 JAN 2007	5	0.137	23.98	q
4	1453	FRANK Lisa Switzerland	SUI	1 JAN 2007	4	0.254	24.36	PB
5	1555	VOLOSHYN Nikoletta Ukraine	UKR	30 JAN 2008	3	0.151	24.56 (.557)	
6	1393	WOŹNIAK Maja Poland	POL	25 OCT 2007	8	0.211	24.56 (.557)	
7	1246	DALY Molly Ireland	IRL	26 MAR 2008	1	0.213	24.81	
8	1402	OLIVEIRA Margarida Portugal	POR	31 JUL 2008	2	0.228	24.89	

SEMI-FINAL 2

Start Time: 18:33

Wind: +0.6 m/s

Rank	Bib	Name	Ctry Code	Date of Birth	Lane	Reaction Time	Result	
1	1188	RICHTER Pauline Germany	GER	7 JUL 2007	6	0.216	23.58	Q PB
2	1049	ŠAFÁŘOVÁ Johanka Czechia	CZE	1 JAN 2007	7	0.201	24.13	Q
3	1477	TONAZZI Milla Switzerland	SUI	1 JAN 2007	5	0.245	24.46	
4	1140	TASSIN Beatrice France	FRA	3 MAY 2008	8	0.155	24.49	
5	1503	BERNHARDSSON Jamilia Sweden	SWE	14 AUG 2008	4	0.172	24.53	
6	1308	MAURĪŅA Vendija Latvia	LAT	21 MAY 2007	2	0.151	24.66	
7	1442	JEREMIĆ Nikolina Serbia	SRB	25 JUN 2008	1	0.289	24.77	
	1366	JEŹ Aleksandra Poland	POL	3 AUG 2007	3		DQ	TR16.8

SEMI-FINAL 3

Start Time: 18:39

Wind: +0.8 m/s

Rank	Bib	Name	Ctry Code	Date of Birth	Lane	Reaction Time	Result	
1	1295	VALENSIN Elisa Italy	ITA	1 JAN 2007	5	0.217	23.59	Q
2	1121	ALVERTE-SONG Ludivine France	FRA	23 MAY 2007	4	0.243	24.04	Q PB
3	1012	PETROCI-CONINX Lauren Belgium	BEL	9 APR 2007	6	0.134	24.15	q
4	1007	STÖHR Suri Austria	AUT	1 JAN 2007	7	0.269	24.23	
5	1303	BUKA Beāte Latvia	LAT	8 AUG 2008	3	0.203	24.47	PB
6	1443	JOVANOVIĆ Una Serbia	SRB	29 FEB 2008	2	0.253	25.01	
	1554	STEPANIUK Uliana Ukraine	UKR	2 OCT 2007	8	0.252	DNF	

SAT 20 JUL 2024
Start Time

18:27

200m Women

Semi-Finals

Results

EUROPEAN U18 BEST	22.42 HUNT Amy	GBR Mannheim (GER)	30 JUN 2019
CHAMPIONSHIP BEST	23.35 MIGNON Marine	FRA New District Stadium, Tbilisi (GEO)	16 JUL 2016
EUROPEAN U18 LEAD	23.15 VALENSIN Elisa	ITA Stadio dei Marmi, Roma (ITA)	18 MAY 2024

SEMI-FINAL 3

Start Time: 18:39

Wind: +0.8 m/s

Rank	Bib	Name	Ctry Code	Date of Birth	Lane	Reaction Time	Result
	1526	WENNOLF Ellinor Sweden	SWE	29 SEP 2008	1		DNS

Qualification: First 2 in each heat (Q) and the next 2 fastest (q) advance to the Final

Weather conditions at the beginning of the 1st heat

Temperature: 25°C Humidity: 56% Conditions: Overcast

Note:
TR16.8 - False start

Legend:
DNF Did not Finish **DNS** Did not Start **DQ** Disqualified **PB** Personal Best
Q Qualified by place **q** Qualified by time **TR** Technical Rule

SAT 20 JUL 2024
Start Time

18:27

200m Women

Semi-Finals

Results Summary

EUROPEAN U18 BEST	22.42 HUNT Amy	GBR Mannheim (GER)	30 JUN 2019
CHAMPIONSHIP BEST	23.35 MIGNON Marine	FRA New District Stadium, Tbilisi (GEO)	16 JUL 2016
EUROPEAN U18 LEAD	23.15 VALENSIN Elisa	ITA Stadio dei Marmi, Roma (ITA)	18 MAY 2024

Rank	Bib	Name	Ctry Code	Heat	Lane	Position	Wind	Time		
1	1188	RICHTER Pauline	GER	2	6	1	+0.6	23.58	Q	PB
2	1295	VALENSIN Elisa	ITA	3	5	1	+0.8	23.59	Q	
3	1271	CASTELLANI Margherita	ITA	1	6	1	+1.1	23.86 (.852)	Q	
4	1167	FISCHER Luna	GER	1	7	2	+1.1	23.86 (.854)	Q	PB
5	1040	DANĚČKOVÁ Silvie	CZE	1	5	3	+1.1	23.98	q	
6	1121	ALVERTE-SONG Ludivine	FRA	3	4	2	+0.8	24.04	Q	PB
7	1049	ŠAFÁŘOVÁ Johanka	CZE	2	7	2	+0.6	24.13	Q	
8	1012	PETROCI-CONINX Lauren	BEL	3	6	3	+0.8	24.15	q	
9	1007	STÖHR Suri	AUT	3	7	4	+0.8	24.23		
10	1453	FRANK Lisa	SUI	1	4	4	+1.1	24.36		PB
11	1477	TONAZZI Milla	SUI	2	5	3	+0.6	24.46		
12	1303	BUKA Beāte	LAT	3	3	5	+0.8	24.47		PB
13	1140	TASSIN Beatrice	FRA	2	8	4	+0.6	24.49		
14	1503	BERNHARDSSON Jamilia	SWE	2	4	5	+0.6	24.53		
15	1555	VOLOSHYN Nikoletta	UKR	1	3	5	+1.1	24.56 (.557)		
15	1393	WOŹNIAK Maja	POL	1	8	6	+1.1	24.56 (.557)		
17	1308	MAURIŃA Vendija	LAT	2	2	6	+0.6	24.66		
18	1442	JEREMIĆ Nikolina	SRB	2	1	7	+0.6	24.77		
19	1246	DALY Molly	IRL	1	1	7	+1.1	24.81		
20	1402	OLIVEIRA Margarida	POR	1	2	8	+1.1	24.89		
21	1443	JOVANOVIĆ Una	SRB	3	2	6	+0.8	25.01		
	1554	STEPANIUK Uliana	UKR	3	8			DNF		
	1366	JEŽ Aleksandra	POL	2	3			DQ		TR16.8
	1526	WENNOLF Ellinor	SWE	3	1			DNS		

Qualification: First 2 in each heat (Q) and the next 2 fastest (q) advance to the Final

Note:
TR16.8 - False start

Legend:
DNF Did not Finish DNS Did not Start
Q Qualified by place q Qualified by time DQ Disqualified
TR Disqualified Technical Rule PB Personal Best

FRI 19 JUL 2024
 Start Time

12:03

Round 1
Results

EUROPEAN U18 BEST	22.42 HUNT Amy	GBR Mannheim (GER)	30 JUN 2019
CHAMPIONSHIP BEST	23.35 MIGNON Marine	FRA New District Stadium, Tbilisi (GEO)	16 JUL 2016
EUROPEAN U18 LEAD	23.15 VALENSIN Elisa	ITA Stadio dei Marmi, Roma (ITA)	18 MAY 2024

HEAT 1 Start Time: 12:03

Wind: +0.3 m/s

Rank	Bib	Name	Ctry Code	Date of Birth	Lane	Reaction Time	Result		
1	1040	DANĚČKOVÁ Silvie Czechia	CZE	1 JAN 2007	5	0.167	23.90	Q	PB
2	1007	STÖHR Suri Austria	AUT	1 JAN 2007	4	0.216	24.16	Q	PB
3	1393	WOŹNIAK Maja Poland	POL	25 OCT 2007	1	0.249	24.51	Q	=SB
4	1443	JOVANOVIĆ Una Serbia	SRB	29 FEB 2008	7	0.207	24.54	q	PB
5	1402	OLIVEIRA Margarida Portugal	POR	31 JUL 2008	3	0.176	24.65	q	PB
6	1526	WENNOLF Ellinor Sweden	SWE	29 SEP 2008	8	0.151	24.76	q	
7	1499	SVATÍKOVÁ Tamara Slovak Republic	SVK	27 FEB 2007	6	0.152 L	25.16		PB TR17.3.3(L)
	1425	PODGORNIK Maša Slovenia	SLO	1 JAN 2008	2		DNS		

HEAT 2 Start Time: 12:10

Wind: -0.6 m/s

Rank	Bib	Name	Ctry Code	Date of Birth	Lane	Reaction Time	Result		
1	1295	VALENSIN Elisa Italy	ITA	1 JAN 2007	8	0.229	23.60	Q	
2	1477	TONAZZI Milla Switzerland	SUI	1 JAN 2007	7	0.222	24.24	Q	
3	1121	ALVERTE-SONG Ludivine France	FRA	23 MAY 2007	2	0.282	24.46	Q	
4	1308	MAURĪŅA Vendija Latvia	LAT	21 MAY 2007	4	0.156	24.57	q	PB
5	1537	TAŞDELEN Reyhan Türkiye	TUR	29 SEP 2007	5	0.281	24.94		PB
6	1054	CHRISTOPHERSEN Ronja Denmark	DEN	24 MAR 2007	6	0.245	25.29		
	1415	VRINCEANU Daria Romania	ROU	1 JAN 2008	3		DQ		TR16.8

HEAT 3 Start Time: 12:17

Wind: -1.1 m/s

Rank	Bib	Name	Ctry Code	Date of Birth	Lane	Reaction Time	Result		
1	1188	RICHTER Pauline Germany	GER	7 JUL 2007	7	0.209	24.07	Q	
2	1554	STEPANIUK Uliana Ukraine	UKR	2 OCT 2007	4	0.251	24.68	Q	
3	1303	BUKA Beāte Latvia	LAT	8 AUG 2008	5	0.260	24.76	Q	
4	1490	HRNČÁROVÁ Romana Slovak Republic	SVK	10 JUL 2007	8	0.160	24.79		
5	1056	JUUL LASSEN Laura Denmark	DEN	20 AUG 2008	3	0.200	25.20		
6	1225	CSAHÓCZI Kamilla Hungary	HUN	29 JAN 2008	2	0.176	25.56		
	1335	PARNIS COLEIRO Thea Malta	MLT	29 APR 2008	6	0.164	DQ		TR17.2.3

FRI 19 JUL 2024
 Start Time

12:03

Round 1
Results

EUROPEAN U18 BEST	22.42 HUNT Amy	GBR Mannheim (GER)	30 JUN 2019
CHAMPIONSHIP BEST	23.35 MIGNON Marine	FRA New District Stadium, Tbilisi (GEO)	16 JUL 2016
EUROPEAN U18 LEAD	23.15 VALENSIN Elisa	ITA Stadio dei Marmi, Roma (ITA)	18 MAY 2024

HEAT 4 Start Time: 12:24

Wind: -0.6 m/s

Rank	Bib	Name	Ctry Code	Date of Birth	Lane	Reaction Time	Result	
1	1271	CASTELLANI Margherita Italy	ITA	11 NOV 2008	3	0.207	24.05	Q
2	1366	JEŹ Aleksandra Poland	POL	3 AUG 2007	2	0.189	24.32	Q
3	1140	TASSIN Beatrice France	FRA	3 MAY 2008	8	0.205	24.74	Q
4	1034	VRDOLJAK Nina Croatia	CRO	11 JUN 2008	6	0.328	25.31	
5	1209	ORFANIDI Styliani Greece	GRE	27 JAN 2008	4	0.165	25.49	
	1018	DIMITROVA Raya Bulgaria	BUL	4 JUN 2008	7	0.181	DNF	
	1006	STANDFEST Lenia Austria	AUT	1 JAN 2007	5		DNS	

HEAT 5 Start Time: 12:31

Wind: -0.6 m/s

Rank	Bib	Name	Ctry Code	Date of Birth	Lane	Reaction Time	Result	
1	1049	ŠAFÁŘOVÁ Johanka Czechia	CZE	1 JAN 2007	3	0.191	23.86	Q
2	1167	FISCHER Luna Germany	GER	30 MAR 2007	2	0.286	24.31	Q
3	1555	VOLOSHYN Nikoletta Ukraine	UKR	30 JAN 2008	6	0.136	24.52	Q
4	1442	JEREMIĆ Nikolina Serbia	SRB	25 JUN 2008	7	0.283	24.72	q =PB
5	1403	PINHO Miriam Portugal	POR	2 AUG 2007	4	0.246	24.82	PB
6	1356	FAGERLAND Kaisa Sol Norway	NOR	22 JUN 2008	5	0.169	25.28	
7	1038	PITTAKA Mariliza Cyprus	CYP	22 SEP 2007	8	0.142	25.61	

HEAT 6 Start Time: 12:38

Wind: -0.7 m/s

Rank	Bib	Name	Ctry Code	Date of Birth	Lane	Reaction Time	Result	
1	1012	PETROCI-CONINX Lauren Belgium	BEL	9 APR 2007	3	0.168	24.08	Q SB
2	1503	BERNHARDSSON Jamilia Sweden	SWE	14 AUG 2008	5	0.165	24.43	Q
3	1453	FRANK Lisa Switzerland	SUI	1 JAN 2007	7	0.169	24.49	Q
4	1246	DALY Molly Ireland	IRL	26 MAR 2008	6	0.192	24.61	q
5	1021	MILANOVA Anna Bulgaria	BUL	16 JUL 2007	4	0.189	25.20 (.195)	
6	1420	MANTELJ Neja Slovenia	SLO	1 JAN 2008	8	0.167	25.20 (.196)	
7	1226	DARAI Laura Zita Hungary	HUN	21 FEB 2007	2	0.294	25.23	
8	1086	LOKOTAR Johanna Estonia	EST	7 JAN 2007	1	0.242	25.68	

FRI 19 JUL 2024

Start Time

12:03

200m Women

Round 1

Results

EUROPEAN U18 BEST	22.42 HUNT Amy	GBR Mannheim (GER)	30 JUN 2019
CHAMPIONSHIP BEST	23.35 MIGNON Marine	FRA New District Stadium, Tbilisi (GEO)	16 JUL 2016
EUROPEAN U18 LEAD	23.15 VALENSIN Elisa	ITA Stadio dei Marmi, Roma (ITA)	18 MAY 2024

Qualification: First 3 in each heat (Q) and the next 6 fastest (q) advance to the Semi-Finals

Weather conditions at the beginning of the 1st heat

Temperature: 26°C

Humidity: 62%

Conditions: Partly cloudy

Note:

TR16.8 - False start

TR17.2.3 - Lane infringement

TR17.3.3(L) - First lane infringement

Legend:

=PB Equal Personal Best

DQ Disqualified

Q Qualified by place

=SB

L

SB

Equal Season Best

Lane Infringement

Season Best

DNF

PB

TR

Did not Finish

Personal Best

Technical Rule

DNS

q

Did not Start

Qualified by time

FRI 19 JUL 2024
Start Time

12:03

Round 1

Results Summary

EUROPEAN U18 BEST	22.42 HUNT Amy	GBR Mannheim (GER)	30 JUN 2019
CHAMPIONSHIP BEST	23.35 MIGNON Marine	FRA New District Stadium, Tbilisi (GEO)	16 JUL 2016
EUROPEAN U18 LEAD	23.15 VALENSIN Elisa	ITA Stadio dei Marmi, Roma (ITA)	18 MAY 2024

Rank	Bib	Name	Ctry Code	Heat	Lane	Position	Wind	Time	
1	1295	VALENSIN Elisa	ITA	2	8	1	-0.6	23.60	Q
2	1049	ŠAFÁŘOVÁ Johanka	CZE	5	3	1	-0.6	23.86	Q
3	1040	DANĚČKOVÁ Silvie	CZE	1	5	1	+0.3	23.90	Q PB
4	1271	CASTELLANI Margherita	ITA	4	3	1	-0.6	24.05	Q
5	1188	RICHTER Pauline	GER	3	7	1	-1.1	24.07	Q
6	1012	PETROCI-CONINX Lauren	BEL	6	3	1	-0.7	24.08	Q SB
7	1007	STÖHR Suri	AUT	1	4	2	+0.3	24.16	Q PB
8	1477	TONAZZI Milla	SUI	2	7	2	-0.6	24.24	Q
9	1167	FISCHER Luna	GER	5	2	2	-0.6	24.31	Q
10	1366	JEŽ Aleksandra	POL	4	2	2	-0.6	24.32	Q
11	1503	BERNHARDSSON Jamilia	SWE	6	5	2	-0.7	24.43	Q
12	1121	ALVERTE-SONG Ludivine	FRA	2	2	3	-0.6	24.46	Q
13	1453	FRANK Lisa	SUI	6	7	3	-0.7	24.49	Q
14	1393	WOŹNIAK Maja	POL	1	1	3	+0.3	24.51	Q =SB
15	1555	VOLOSHYN Nikoletta	UKR	5	6	3	-0.6	24.52	Q
16	1443	JOVANOVIĆ Una	SRB	1	7	4	+0.3	24.54	q PB
17	1308	MAURIŇA Vendija	LAT	2	4	4	-0.6	24.57	q PB
18	1246	DALY Molly	IRL	6	6	4	-0.7	24.61	q
19	1402	OLIVEIRA Margarida	POR	1	3	5	+0.3	24.65	q PB
20	1554	STEPANIUK Uliana	UKR	3	4	2	-1.1	24.68	Q
21	1442	JEREMIĆ Nikolina	SRB	5	7	4	-0.6	24.72	q =PB
22	1140	TASSIN Beatrice	FRA	4	8	3	-0.6	24.74	Q
23	1526	WENNOLF Ellinor	SWE	1	8	6	+0.3	24.76 (.752)	q
24	1303	BUKA Beáte	LAT	3	5	3	-1.1	24.76 (.756)	Q
25	1490	HRNČAROVÁ Romana	SVK	3	8	4	-1.1	24.79	
26	1403	PINHO Miriam	POR	5	4	5	-0.6	24.82	PB
27	1537	TAŞDELEN Reyhan	TUR	2	5	5	-0.6	24.94	PB
28	1499	SVATÍKOVÁ Tamara	SVK	1	6	7	+0.3 L	25.16	PB TR17.3.3(L)
29	1021	MILANOVA Anna	BUL	6	4	5	-0.7	25.20 (.195)	
30	1420	MANTELJ Neja	SLO	6	8	6	-0.7	25.20 (.196)	
31	1056	JUUL LASSEN Laura	DEN	3	3	5	-1.1	25.20 (.197)	
32	1226	DARAI Laura Zita	HUN	6	2	7	-0.7	25.23	
33	1356	FAGERLAND Kaisa Sol	NOR	5	5	6	-0.6	25.28	
34	1054	CHRISTOPHERSEN Ronja	DEN	2	6	6	-0.6	25.29	
35	1034	VRDOLJAK Nina	CRO	4	6	4	-0.6	25.31	
36	1209	ORFANIDI Styliani	GRE	4	4	5	-0.6	25.49	
37	1225	CSAHÓCZI Kamilla	HUN	3	2	6	-1.1	25.56	
38	1038	PITTAKA Mariliza	CYP	5	8	7	-0.6	25.61	
39	1086	LOKOTAR Johanna	EST	6	1	8	-0.7	25.68	
	1018	DIMITROVA Raya	BUL	4	7			DNF	
	1335	PARNIS COLEIRO Thea	MLT	3	6			DQ	TR17.2.3
	1415	VRINCEANU Daria	ROU	2	3			DQ	TR16.8
	1425	PODGORNIK Maša	SLO	1	2			DNS	
	1006	STANDFEST Lenia	AUT	4	5			DNS	

Qualification: First 3 in each heat (Q) and the next 6 fastest (q) advance to the Semi-Finals

Results Summary

EUROPEAN U18 BEST	22.42 HUNT Amy	GBR Mannheim (GER)	30 JUN 2019
CHAMPIONSHIP BEST	23.35 MIGNON Marine	FRA New District Stadium, Tbilisi (GEO)	16 JUL 2016
EUROPEAN U18 LEAD	23.15 VALENSIN Elisa	ITA Stadio dei Marmi, Roma (ITA)	18 MAY 2024

Note:
TR16.8 - False start
TR17.2.3 - Lane infringement
TR17.3.3(L) - First lane infringement

=PB	Equal Personal Best	=SB	Equal Season Best	DNF	Did not Finish	DNS	Did not Start
DQ	Disqualified	L	Lane Infringement	PB	Personal Best	q	Qualified by time
Q	Qualified by place	SB	Season Best	TR	Technical Rule		

SAT 20 JUL 2024

Start Time

19:27

Final
Results

EUROPEAN U18 BEST	50.48 BREUER Grit	GDR Neubrandenburg (GDR)	22 JUL 1989
CHAMPIONSHIP BEST	52.66 MALÍKOVÁ Barbora	CZE Olimpiai Sportpark, Győr (HUN)	7 JUL 2018
EUROPEAN U18 LEAD	52.26 KUŚ Anastazja	POL Bydgoszcz (POL)	27 JUN 2024

Rank	Bib	Name	Ctry Code	Date of Birth	Lane	Reaction Time	Result	
1	1372	KUŚ Anastazja Poland	POL	11 MAY 2007	5	0.218	51.89	CB
2	1144	DACOSTA Kara Great Britain & Northern Ireland	GBR	18 APR 2007	7	0.260	52.60	PB
3	1350	VAN LEUR Madelief Netherlands	NED	19 APR 2007	4	0.261	53.19	
4	1129	KWARTENG Victoria France	FRA	22 MAR 2007	6	0.183	53.30	NU18B
5	1389	TOMCZYK Zofia Poland	POL	17 JUN 2008	8	0.211	53.46	
6	1281	FRATTAROLI Laura Italy	ITA	21 MAY 2008	1	0.179	54.17	PB
7	1287	MACCHI Giulia Italy	ITA	17 DEC 2007	2	0.254	54.73	
8	1489	GYMERSKÁ Lenka Slovak Republic	SVK	3 JUL 2007	3	0.142	55.35	

Weather conditions

Temperature: 24°C

Humidity: 64%

Conditions: Overcast

Legend:
CB Championship Best **NU18B** National U18 Best **PB** Personal Best

FRI 19 JUL 2024
 Start Time

11:15

400m Women
Semi-Finals
Results

EUROPEAN U18 BEST	50.48 BREUER Grit	GDR Neubrandenburg (GDR)	22 JUL 1989
CHAMPIONSHIP BEST	52.66 MALÍKOVÁ Barbora	CZE Olimpiai Sportpark, Győr (HUN)	7 JUL 2018
EUROPEAN U18 LEAD	52.26 KUŠ Anastazja	POL Bydgoszcz (POL)	27 JUN 2024

SEMI-FINAL 1 Start Time: 11:15

Rank	Bib	Name	Ctry Code	Date of Birth	Lane	Reaction Time	Result
1	1372	KUŠ Anastazja Poland	POL	11 MAY 2007	5	0.206	53.91 Q
2	1489	GYMERSKÁ Lenka Slovak Republic	SVK	3 JUL 2007	6	0.177	54.36 Q PB
3	1281	FRATTAROLI Laura Italy	ITA	21 MAY 2008	4	0.167	54.62 q
4	1213	REMPELOU Kalliopi Greece	GRE	25 SEP 2007	7	0.247	55.46
5	1320	AUŠRAITĖ Eva Lithuania	LTU	16 AUG 2007	8	0.341	56.08
6	1260	HLESDOTTIR Eir Iceland	ISL	28 SEP 2007	3	0.154	56.75
7	1235	KESZTHELYI Szonja Hungary	HUN	23 JUL 2008	1	0.199	56.84
8	1533	KADANALI Duru Iklım Türkiye	TUR	28 SEP 2007	2	0.130	57.76

SEMI-FINAL 2 Start Time: 11:22

Rank	Bib	Name	Ctry Code	Date of Birth	Lane	Reaction Time	Result
1	1144	DACOSTA Kara Great Britain & Northern Ireland	GBR	1 JAN 2007	7	0.265	52.79 Q PB
2	1350	VAN LEUR Madelief Netherlands	NED	19 APR 2007	5	0.287	53.18 Q
3	1358	LOPES PATEY Lilje Norway	NOR	15 FEB 2007	4	0.240	54.67
4	1204	FOUNTOULAKI Chrysi Greece	GRE	30 OCT 2007	6	0.181	54.89
5	1547	OLEKSIUK Ivanna Ukraine	UKR	7 JUL 2008	3	0.257	55.68
6	1030	KAPAC Klara Croatia	CRO	31 MAR 2007	8	0.263	55.85
7	1243	SÁKOVICS Janka Hungary	HUN	6 FEB 2007	2	0.204	56.76
8	1506	BORG Matilda Sweden	SWE	21 JAN 2007	1	0.224	57.23

SEMI-FINAL 3 Start Time: 11:29

Rank	Bib	Name	Ctry Code	Date of Birth	Lane	Reaction Time	Result
1	1129	KWARTENG Victoria France	FRA	22 MAR 2007	6	0.178	53.87 Q PB
2	1389	TOMCZYK Zofia Poland	POL	17 JUN 2008	4	0.256	53.97 Q
3	1287	MACCHI Giulia Italy	ITA	17 DEC 2007	7	0.219	54.20 q PB
4	1022	PETKOVA Kristina Bulgaria	BUL	11 APR 2008	5	0.215	55.06
5	1541	KOTIK Rufina Ukraine	UKR	14 MAY 2008	8	0.276	55.39
6	1483	BORTLÍKOVÁ Lucia Slovak Republic	SVK	9 MAY 2008	2	0.215	56.89
7	1259	ZAKHARENKO Maria Ireland	IRL	11 DEC 2007	3	0.305	56.95

FRI 19 JUL 2024
 Start Time

11:15

400m Women
Semi-Finals
Results

EUROPEAN U18 BEST	50.48 BREUER Grit	GDR Neubrandenburg (GDR)	22 JUL 1989
CHAMPIONSHIP BEST	52.66 MALÍKOVÁ Barbora	CZE Olympiai Sportpark, Győr (HUN)	7 JUL 2018
EUROPEAN U18 LEAD	52.26 KUŚ Anastazja	POL Bydgoszcz (POL)	27 JUN 2024

SEMI-FINAL 3 Start Time: 11:29

Rank	Bib	Name	Ctry Code	Date of Birth	Lane	Reaction Time	Result
8	1085	ANDRE Hedi Estonia	EST	20 FEB 2007	1	0.229	57.16

Qualification: First 2 in each heat (Q) and the next 2 fastest (q) advance to the Final

Weather conditions at the beginning of the 1st heat

Temperature: 23°C Humidity: 69% Conditions: Few clouds

Legend:	PB Personal Best	Q Qualified by place	q Qualified by time
----------------	-------------------------	-----------------------------	----------------------------

FRI 19 JUL 2024
 Start Time

11:15

400m Women
Semi-Finals
Results Summary

EUROPEAN U18 BEST	50.48 BREUER Grit	GDR Neubrandenburg (GDR)	22 JUL 1989
CHAMPIONSHIP BEST	52.66 MALÍKOVÁ Barbora	CZE Olimpiai Sportpark, Győr (HUN)	7 JUL 2018
EUROPEAN U18 LEAD	52.26 KUŚ Anastazja	POL Bydgoszcz (POL)	27 JUN 2024

Rank	Bib	Name	Ctry Code	Heat	Lane	Position	Time		
1	1144	DACOSTA Kara	GBR	2	7	1	52.79	Q	PB
2	1350	VAN LEUR Madelif	NED	2	5	2	53.18	Q	
3	1129	KWARTENG Victoria	FRA	3	6	1	53.87	Q	PB
4	1372	KUŚ Anastazja	POL	1	5	1	53.91	Q	
5	1389	TOMCZYK Zofia	POL	3	4	2	53.97	Q	
6	1287	MACCHI Giulia	ITA	3	7	3	54.20	q	PB
7	1489	GYMERSKÁ Lenka	SVK	1	6	2	54.36	Q	PB
8	1281	FRATTAROLI Laura	ITA	1	4	3	54.62	q	
9	1358	LOPES PATEY Lilje	NOR	2	4	3	54.67		
10	1204	FOUNTOULAKI Chrysi	GRE	2	6	4	54.89		
11	1022	PETKOVA Kristina	BUL	3	5	4	55.06		
12	1541	KOTIK Rufina	UKR	3	8	5	55.39		
13	1213	REMPELOU Kalliopi	GRE	1	7	4	55.46		
14	1547	OLEKSIUK Ivanna	UKR	2	3	5	55.68		
15	1030	KAPAC Klara	CRO	2	8	6	55.85		
16	1320	AUŠRAITĖ Eva	LTU	1	8	5	56.08		
17	1260	HLESDOTTIR Eir	ISL	1	3	6	56.75		
18	1243	SÁKOVICS Janka	HUN	2	2	7	56.76		
19	1235	KESZTHELYI Szonja	HUN	1	1	7	56.84		
20	1483	BORTLÍKOVÁ Lucia	SVK	3	2	6	56.89		
21	1259	ZAKHARENKO Maria	IRL	3	3	7	56.95		
22	1085	ANDRE Hedi	EST	3	1	8	57.16		
23	1506	BORG Matilda	SWE	2	1	8	57.23		
24	1533	KADANALI Duru İklim	TUR	1	2	8	57.76		

Qualification: First 2 in each heat (Q) and the next 2 fastest (q) advance to the Final

Legend:	PB Personal Best	Q Qualified by place	q Qualified by time
----------------	-------------------------	-----------------------------	----------------------------

THU 18 JUL 2024
 Start Time

12:40

400m Women
Round 1
Results

EUROPEAN U18 BEST	50.48 BREUER Grit	GDR Neubrandenburg (GDR)	22 JUL 1989
CHAMPIONSHIP BEST	52.66 MALÍKOVÁ Barbora	CZE Olimpiai Sportpark, Győr (HUN)	7 JUL 2018
EUROPEAN U18 LEAD	52.26 KUŠ Anastazja	POL Bydgoszcz (POL)	27 JUN 2024

HEAT 1 Start Time: 12:40

Rank	Bib	Name	Ctry Code	Date of Birth	Lane	Reaction Time	Result	
1	1372	KUŠ Anastazja Poland	POL	11 MAY 2007	8	0.216	53.66	Q
2	1489	GYMERSKÁ Lenka Slovak Republic	SVK	3 JUL 2007	3	0.229	54.81	Q
3	1204	FOUNTOULAKI Chrysi Greece	GRE	30 OCT 2007	7	0.193	55.21	Q
4	1030	KAPAC Klara Croatia	CRO	31 MAR 2007	5	0.257	56.17	Q
5	1533	KADANALI Duru Iklım Türkiye	TUR	28 SEP 2007	6	0.239	56.44	q PB
6	1470	SCHRANZ Jelena Switzerland	SUI	1 JAN 2008	4	0.155	56.95	PB

HEAT 2 Start Time: 12:47

Rank	Bib	Name	Ctry Code	Date of Birth	Lane	Reaction Time	Result	
1	1350	VAN LEUR Madelief Netherlands	NED	19 APR 2007	3	0.219	55.23	Q
2	1287	MACCHI Giulia Italy	ITA	17 DEC 2007	2	0.249	55.90	Q
3	1259	ZAKHARENKO Maria Ireland	IRL	11 DEC 2007	4	0.215	56.34	Q
4	1483	BORTLÍKOVÁ Lucia Slovak Republic	SVK	9 MAY 2008	5	0.271	56.50	Q PB
5	1506	BORG Matilda Sweden	SWE	21 JAN 2007	6	0.293	56.60	q
6	1410	DUMITRESCU Mara Victoria Romania	ROU	1 JAN 2007	8	0.281	57.17	PB
7	1099	FILENIUS Silja Finland	FIN	9 MAY 2007	7	0.224	57.28	

HEAT 3 Start Time: 12:54

Rank	Bib	Name	Ctry Code	Date of Birth	Lane	Reaction Time	Result	
1	1389	TOMCZYK Zofia Poland	POL	17 JUN 2008	6	0.294	54.96	Q
2	1358	LOPES PATEY Lilje Norway	NOR	15 FEB 2007	8	0.259	55.51	Q
3	1213	REMPELOU Kalliopi Greece	GRE	25 SEP 2007	7	0.227	55.60	Q
4	1541	KOTIK Rufina Ukraine	UKR	14 MAY 2008	3	0.278	56.13	Q
5	1085	ANDRE Hedi Estonia	EST	20 FEB 2007	5	0.255	56.37	q =PB
6	1117	TUOMINEN Hilla Finland	FIN	6 JUN 2008	4	0.152	57.49	
7	1299	FEJZA Medina Kosovo	KOS	1 SEP 2008	2	0.198	1:01.65	SB

HEAT 4 Start Time: 13:01

Rank	Bib	Name	Ctry Code	Date of Birth	Lane	Reaction Time	Result	
1	1129	KWARTENG Victoria France	FRA	22 MAR 2007	4	0.174	54.90	Q

THU 18 JUL 2024

Start Time

12:40

400m Women
Round 1
Results

EUROPEAN U18 BEST	50.48 BREUER Grit	GDR Neubrandenburg (GDR)	22 JUL 1989
CHAMPIONSHIP BEST	52.66 MALÍKOVÁ Barbora	CZE Olimpiai Sportpark, Győr (HUN)	7 JUL 2018
EUROPEAN U18 LEAD	52.26 KUŚ Anastazja	POL Bydgoszcz (POL)	27 JUN 2024

HEAT 4 Start Time: 13:01

Rank	Bib	Name	Ctry Code	Date of Birth	Lane	Reaction Time	Result	
2	1281	FRATTAROLI Laura Italy	ITA	21 MAY 2008	7	0.211	55.27	Q
3	1547	OLEKSIUK Ivanna Ukraine	UKR	7 JUL 2008	8	0.259	56.00	Q
4	1243	SÁKOVICS Janka Hungary	HUN	6 FEB 2007	3	0.237	56.60	Q
5	1421	MARČELJA Manca Slovenia	SLO	1 JAN 2008	6	0.309	57.46	
6	1443	JOVANOVIĆ Una Serbia	SRB	29 FEB 2008	5	0.212	58.32	

HEAT 5 Start Time: 13:08

Rank	Bib	Name	Ctry Code	Date of Birth	Lane	Reaction Time	Result	
1	1144	DACOSTA Kara Great Britain & Northern Ireland	GBR	1 JAN 2007	8	0.210	53.92	Q
2	1022	PETKOVA Kristina Bulgaria	BUL	11 APR 2008	3	0.291	55.86	Q
3	1320	AUŠRAITĖ Eva Lithuania	LTU	16 AUG 2007	7	0.315	55.99	Q
4	1260	HLESDOTTIR Eir Iceland	ISL	28 SEP 2007	5	0.188	56.18	Q
5	1235	KESZTHELYI Szonja Hungary	HUN	23 JUL 2008	6	0.206	56.67	q
6	1406	CIOBANU Sara-Maria Romania	ROU	1 JAN 2007	2	0.203	57.33	
7	1433	VEHOVAR Ema Slovenia	SLO	1 JAN 2007	4	0.172	57.59	

Qualification: First 4 in each heat (Q) and the next 4 fastest (q) advance to the Semi-Finals

Weather conditions at the beginning of the 1st heat

Temperature: 29°C

Humidity: 54%

Conditions: Sunny

Legend:						
=PB	Equal Personal Best	PB	Personal Best	Q	Qualified by place	q Qualified by time
SB	Season Best					

THU 18 JUL 2024
 Start Time

12:40

Round 1
Results Summary

EUROPEAN U18 BEST	50.48 BREUER Grit	GDR Neubrandenburg (GDR)	22 JUL 1989
CHAMPIONSHIP BEST	52.66 MALÍKOVÁ Barbora	CZE Olimpiai Sportpark, Győr (HUN)	7 JUL 2018
EUROPEAN U18 LEAD	52.26 KUŚ Anastazja	POL Bydgoszcz (POL)	27 JUN 2024

Rank	Bib	Name	Ctry Code	Heat	Lane	Position	Time	
1	1372	KUŚ Anastazja	POL	1	8	1	53.66	Q
2	1144	DACOSTA Kara	GBR	5	8	1	53.92	Q
3	1489	GYMERSKÁ Lenka	SVK	1	3	2	54.81	Q
4	1129	KWARTENG Victoria	FRA	4	4	1	54.90	Q
5	1389	TOMCZYK Zofia	POL	3	6	1	54.96	Q
6	1204	FOUNTOULAKI Chrysi	GRE	1	7	3	55.21	Q
7	1350	VAN LEUR Madelief	NED	2	3	1	55.23	Q
8	1281	FRATTAROLI Laura	ITA	4	7	2	55.27	Q
9	1358	LOPES PATEY Lilje	NOR	3	8	2	55.51	Q
10	1213	REMPELOU Kalliopi	GRE	3	7	3	55.60	Q
11	1022	PETKOVA Kristina	BUL	5	3	2	55.86	Q
12	1287	MACCHI Giulia	ITA	2	2	2	55.90	Q
13	1320	AUŠRAITĖ Eva	LTU	5	7	3	55.99	Q
14	1547	OLEKSIUK Ivanna	UKR	4	8	3	56.00	Q
15	1541	KOTIK Rufina	UKR	3	3	4	56.13	Q
16	1030	KAPAC Klara	CRO	1	5	4	56.17	Q
17	1260	HLESDOTTIR Eir	ISL	5	5	4	56.18	Q
18	1259	ZAKHARENKO Maria	IRL	2	4	3	56.34	Q
19	1085	ANDRE Hedi	EST	3	5	5	56.37	q =PB
20	1533	KADANALI Duru Iklim	TUR	1	6	5	56.44	q PB
21	1483	BORTLÍKOVÁ Lucia	SVK	2	5	4	56.50	Q PB
22	1506	BORG Matilda	SWE	2	6	5	56.60 (.592)	q
23	1243	SÁKOVICS Janka	HUN	4	3	4	56.60 (.597)	Q
24	1235	KESZTHELYI Szonja	HUN	5	6	5	56.67	q
25	1470	SCHRANZ Jelena	SUI	1	4	6	56.95	PB
26	1410	DUMITRESCU Mara Victoria	ROU	2	8	6	57.17	PB
27	1099	FILENIUS Silja	FIN	2	7	7	57.28	
28	1406	CIOBANU Sara-Maria	ROU	5	2	6	57.33	
29	1421	MARČELJA Manca	SLO	4	6	5	57.46	
30	1117	TUOMINEN Hilla	FIN	3	4	6	57.49	
31	1433	VEHOVAR Ema	SLO	5	4	7	57.59	
32	1443	JOVANOVIĆ Una	SRB	4	5	6	58.32	
33	1299	FEJZA Medina	KOS	3	2	7	1:01.65	SB

Qualification: First 4 in each heat (Q) and the next 4 fastest (q) advance to the Semi-Finals

Legend:	=PB Equal Personal Best	PB Personal Best	Q Qualified by place	q Qualified by time
SB	Season Best			

SUN 21 JUL 2024

Start Time

17:00

Final
800m Women
Results

EUROPEAN U18 BEST	1:57.86	GILL Phoebe	GBR	Mary Peters Track, Belfast (GBR)	11 MAY 2024
CHAMPIONSHIP BEST	2:04.84	HODGKINSON Keely	GBR	Olimpiai Sportpark, Győr (HUN)	7 JUL 2018
EUROPEAN U18 LEAD	1:57.86	GILL Phoebe	GBR	Mary Peters Track, Belfast (GBR)	11 MAY 2024

Rank	Bib	Name	Ctry Code	Date of Birth	Lane	Result	
1	1041	HOLUBOVÁ Adéla Czechia	CZE	17 SEP 2007	6	2:04.23	CB
2	1150	KING Shaikira Great Britain & Northern Ireland	GBR	14 JUL 2008	5	2:04.29	
3	1507	CERNJUL Carmen Sweden	SWE	14 JUN 2007	4	2:04.52	PB
4	1448	VUČKOVIĆ Tara Serbia	SRB	25 FEB 2008	3	2:04.54	NU18B
5	1248	FITZGERALD Saoirse Ireland	IRL	1 APR 2007	2	2:07.41	
6	1342	DE JONG Maud Netherlands	NED	1 JAN 2008	8	2:07.62	
7	1536	ÖZKARA Zeynep Türkiye	TUR	21 MAR 2008	7	2:08.69	
8	1252	LANGTON Pia Ireland	IRL	7 JUN 2007	1	2:10.87	
Intermediate Times:		400m	1:01.51	1150	KING Shaikira (GBR)		

Weather conditions

Temperature: 29°C

Humidity: 51%

Conditions: Clear sky

Legend:
CB Championship Best **NU18B** National U18 Best **PB** Personal Best

SUN 21 JUL 2024

Start Time

17:00

800m Women

Final

Race Analysis

EUROPEAN U18 BEST	1:57.86 GILL Phoebe	GBR Mary Peters Track, Belfast (GBR)	11 MAY 2024
CHAMPIONSHIP BEST	2:04.84 HODGKINSON Keely	GBR Olimpiai Sportpark, Győr (HUN)	7 JUL 2018
EUROPEAN U18 LEAD	1:57.86 GILL Phoebe	GBR Mary Peters Track, Belfast (GBR)	11 MAY 2024

Rank	Bib	Name	Ctry Code	Date of Birth	Result	Time Behind		
		400m						800m
1	1041	HOLUBOVÁ Adéla	CZE	17 SEP 2007	2:04.23		CB	
		1:01.56 (2)						2:04.23 (1) 1:02.67
2	1150	KING Shaikira	GBR	14 JUL 2008	2:04.29	0.06		
		1:01.51 (1)						2:04.29 (2) 1:02.78
3	1507	CERNJUL Carmen	SWE	14 JUN 2007	2:04.52	0.29	PB	
		1:01.88 (5)						2:04.52 (3) 1:02.64
4	1448	VUČKOVIĆ Tara	SRB	25 FEB 2008	2:04.54	0.31	NU18B	
		1:01.77 (4)						2:04.54 (4) 1:02.77
5	1248	FITZGERALD Saoirse	IRL	1 APR 2007	2:07.41	3.19		
		1:02.26 (8)						2:07.41 (5) 1:05.15
6	1342	DE JONG Maud	NED	1 JAN 2008	2:07.62	3.40		
		1:02.17 (6)						2:07.62 (6) 1:05.45
7	1536	ÖZKARA Zeynep	TUR	21 MAR 2008	2:08.69	4.46		
		1:01.66 (3)						2:08.69 (7) 1:07.03
8	1252	LANGTON Pia	IRL	7 JUN 2007	2:10.87	6.65		
		1:02.20 (7)						2:10.87 (8) 1:08.67

Weather conditions

Temperature: 29°C

Humidity: 51%

Conditions: Clear sky

Legend:	CB Championship Best	NU18B National U18 Best	PB Personal Best
----------------	-----------------------------	--------------------------------	-------------------------

SAT 20 JUL 2024
Start Time

17:44

800m Women
Semi-Finals
Results

EUROPEAN U18 BEST	1:57.86	GILL Phoebe	GBR	Mary Peters Track, Belfast (GBR)	11 MAY 2024
CHAMPIONSHIP BEST	2:04.84	HODGKINSON Keely	GBR	Olimpiai Sportpark, Győr (HUN)	7 JUL 2018
EUROPEAN U18 LEAD	1:57.86	GILL Phoebe	GBR	Mary Peters Track, Belfast (GBR)	11 MAY 2024

SEMI-FINAL 1 Start Time: 17:44

Rank	Bib	Name	Ctry Code	Date of Birth	Lane	Result	
1	1507	CERNJUL Carmen Sweden	SWE	14 JUN 2007	6	2:07.48	Q
2	1248	FITZGERALD Saoirse Ireland	IRL	1 APR 2007	5	2:08.32	Q
3	1536	ÖZKARA Zeynep Türkiye	TUR	21 MAR 2008	4	2:08.47	q
4	1203	FLOUTAKOU Nelly Greece	GRE	26 NOV 2007	8	2:10.93	
5	1449	ZORIĆ Lena Serbia	SRB	25 JUL 2008	3	2:12.16	
6	1451	BÜCHEL Seline Switzerland	SUI	13 JUL 2007	1	2:12.20	
7	1432	TURČIN Nina Slovenia	SLO	1 JAN 2007	2	2:13.48	
8	1377	NOWAK-ŁAŻEWSKA Dorota Poland	POL	18 DEC 2007	7	2:15.23	
		Intermediate Times:	400m	1:04.58	1536	ÖZKARA Zeynep (TUR)	

SEMI-FINAL 2 Start Time: 17:50

Rank	Bib	Name	Ctry Code	Date of Birth	Lane	Result	
1	1041	HOLUBOVÁ Adéla Czechia	CZE	17 SEP 2007	5	2:09.31	Q
2	1342	DE JONG Maud Netherlands	NED	1 JAN 2008	7	2:09.82	Q
3	1378	OLCHAWA Róża Poland	POL	4 OCT 2007	3	2:10.14	
4	1214	ROUSSOU Ioulianna Greece	GRE	11 MAY 2007	6	2:10.76	
5	1156	TROW Bethany Great Britain & Northern Ireland	GBR	10 MAY 2008	4	2:10.91	
6	1289	MARTINI Giorgia Italy	ITA	10 OCT 2007	8	2:13.87	
7	1110	MARKÉN Winnie Finland	FIN	20 MAY 2008	2	2:15.01	
8	1325	CICCONE Julia Luxembourg	LUX	6 AUG 2007	1	2:16.98	
		Intermediate Times:	400m	1:08.45	1041	HOLUBOVÁ Adéla (CZE)	

SEMI-FINAL 3 Start Time: 17:56

Rank	Bib	Name	Ctry Code	Date of Birth	Lane	Result	
1	1448	VUČKOVIĆ Tara Serbia	SRB	25 FEB 2008	4	2:07.02	Q
2	1150	KING Shaikira Great Britain & Northern Ireland	GBR	14 JUL 2008	6	2:07.13	Q
3	1252	LANGTON Pia Ireland	IRL	7 JUN 2007	3	2:07.90	q PB
4	1285	IRBETTI Elena Italy	ITA	16 JUL 2007	8	2:08.58	
5	1094	TOOMENURM Naomi Estonia	EST	20 FEB 2008	1	2:10.97	PB
6	1431	ŠULC Amelie Njoki Slovenia	SLO	1 JAN 2007	2	2:11.68	

SAT 20 JUL 2024

Start Time

17:44

800m Women
Semi-Finals
Results

EUROPEAN U18 BEST	1:57.86	GILL Phoebe	GBR	Mary Peters Track, Belfast (GBR)	11 MAY 2024
CHAMPIONSHIP BEST	2:04.84	HODGKINSON Keely	GBR	Olimpiai Sportpark, Győr (HUN)	7 JUL 2018
EUROPEAN U18 LEAD	1:57.86	GILL Phoebe	GBR	Mary Peters Track, Belfast (GBR)	11 MAY 2024

SEMI-FINAL 3 Start Time: 17:56

Rank	Bib	Name	Ctry Code	Date of Birth	Lane	Result
7	1195	TERHORST Paula Germany	GER	1 JUL 2007	7	2:25.76
	1355	BERNTSEN Astrid Cecilie Norway	NOR	12 JUL 2007	5	DNS
		Intermediate Times:	400m	1:02.81	1252	LANGTON Pia (IRL)

Qualification: First 2 in each heat (Q) and the next 2 fastest (q) advance to the Final

Weather conditions at the beginning of the 1st heat

Temperature: 25°C Humidity: 56% Conditions: Overcast

Legend:	DNS Did not Start	PB Personal Best	Q Qualified by place	q Qualified by time
----------------	--------------------------	-------------------------	-----------------------------	----------------------------

SAT 20 JUL 2024
 Start Time

17:44

800m Women
Semi-Finals
Results Summary

EUROPEAN U18 BEST	1:57.86	GILL Phoebe	GBR	Mary Peters Track, Belfast (GBR)	11 MAY 2024
CHAMPIONSHIP BEST	2:04.84	HODGKINSON Keely	GBR	Olimpiai Sportpark, Győr (HUN)	7 JUL 2018
EUROPEAN U18 LEAD	1:57.86	GILL Phoebe	GBR	Mary Peters Track, Belfast (GBR)	11 MAY 2024

Rank	Bib	Name	Ctry Code	Heat	Lane	Position	Time	
1	1448	VUČKOVIĆ Tara	SRB	3	4	1	2:07.02	Q
2	1150	KING Shaikira	GBR	3	6	2	2:07.13	Q
3	1507	CERNJUL Carmen	SWE	1	6	1	2:07.48	Q
4	1252	LANGTON Pia	IRL	3	3	3	2:07.90	q PB
5	1248	FITZGERALD Saoirse	IRL	1	5	2	2:08.32	Q
6	1536	ÖZKARA Zeynep	TUR	1	4	3	2:08.47	q
7	1285	IRBETTI Elena	ITA	3	8	4	2:08.58	
8	1041	HOLUBOVÁ Adéla	CZE	2	5	1	2:09.31	Q
9	1342	DE JONG Maud	NED	2	7	2	2:09.82	Q
10	1378	OLCHAWA Róża	POL	2	3	3	2:10.14	
11	1214	ROUSSOU Ioulianna	GRE	2	6	4	2:10.76	
12	1156	TROW Bethany	GBR	2	4	5	2:10.91	
13	1203	FLOUTAKOU Nelly	GRE	1	8	4	2:10.93	
14	1094	TOOMENURM Naomi	EST	3	1	5	2:10.97	PB
15	1431	ŠULC Amélie Njoki	SLO	3	2	6	2:11.68	
16	1449	ZORIĆ Lena	SRB	1	3	5	2:12.16	
17	1451	BÜCHEL Seline	SUI	1	1	6	2:12.20	
18	1432	TURČIN Nina	SLO	1	2	7	2:13.48	
19	1289	MARTINI Giorgia	ITA	2	8	6	2:13.87	
20	1110	MARKÉN Winnie	FIN	2	2	7	2:15.01	
21	1377	NOWAK-ŁAŻEWSKA Dorota	POL	1	7	8	2:15.23	
22	1325	CICCONE Julia	LUX	2	1	8	2:16.98	
23	1195	TERHORST Paula	GER	3	7	7	2:25.76	
	1355	BERNTSEN Astrid Cecilie	NOR	3	5		DNS	

Qualification: First 2 in each heat (Q) and the next 2 fastest (q) advance to the Final

Legend:	DNS Did not Start	PB Personal Best	Q Qualified by place	q Qualified by time
----------------	--------------------------	-------------------------	-----------------------------	----------------------------

SAT 20 JUL 2024

Start Time

17:44

800m Women
Semi-Final 1/3
Race Analysis

EUROPEAN U18 BEST	1:57.86 GILL Phoebe	GBR Mary Peters Track, Belfast (GBR)	11 MAY 2024
CHAMPIONSHIP BEST	2:04.84 HODGKINSON Keely	GBR Olimpiai Sportpark, Győr (HUN)	7 JUL 2018
EUROPEAN U18 LEAD	1:57.86 GILL Phoebe	GBR Mary Peters Track, Belfast (GBR)	11 MAY 2024

Rank	Bib	Name	Ctry Code	Date of Birth	Result	Time Behind
		400m				
		800m				
1	1507	CERNJUL Carmen	SWE	14 JUN 2007	2:07.48	Q
		1:04.70 (2)			2:07.48 (1)	
					1:02.78	
2	1248	FITZGERALD Saoirse	IRL	1 APR 2007	2:08.32	0.85 Q
		1:04.84 (3)			2:08.32 (2)	
					1:03.48	
3	1536	ÖZKARA Zeynep	TUR	21 MAR 2008	2:08.47	1.00
		1:04.58 (1)			2:08.47 (3)	
					1:03.89	
4	1203	FLOUTAKOU Nelly	GRE	26 NOV 2007	2:10.93	3.45
		1:05.36 (7)			2:10.93 (4)	
					1:05.57	
5	1449	ZORIĆ Lena	SRB	25 JUL 2008	2:12.16	4.68
		1:05.64 (8)			2:12.16 (5)	
					1:06.52	
6	1451	BÜCHEL Seline	SUI	13 JUL 2007	2:12.20	4.72
		1:05.16 (5)			2:12.20 (6)	
					1:07.04	
7	1432	TURČIN Nina	SLO	1 JAN 2007	2:13.48	6.00
		1:05.35 (6)			2:13.48 (7)	
					1:08.13	
8	1377	NOWAK-ŁAŻEWSKA Dorota	POL	18 DEC 2007	2:15.23	7.75
		1:04.87 (4)			2:15.23 (8)	
					1:10.36	

Weather conditions

Temperature: 25°C

Humidity: 56%

Conditions: Overcast

Legend:

Q Qualified by place

Race Analysis

EUROPEAN U18 BEST	1:57.86 GILL Phoebe	GBR Mary Peters Track, Belfast (GBR)	11 MAY 2024
CHAMPIONSHIP BEST	2:04.84 HODGKINSON Keely	GBR Olimpiai Sportpark, Győr (HUN)	7 JUL 2018
EUROPEAN U18 LEAD	1:57.86 GILL Phoebe	GBR Mary Peters Track, Belfast (GBR)	11 MAY 2024

Rank	Bib	Name	Ctry Code	Date of Birth	Result	Time Behind

Weather conditions

Temperature: 25°C

Humidity: 56%

Conditions: Overcast

Legend:

Q Qualified by place

SAT 20 JUL 2024
Start Time

17:56

800m Women

Semi-Final 3/3

Race Analysis

EUROPEAN U18 BEST	1:57.86	GILL Phoebe	GBR Mary Peters Track, Belfast (GBR)	11 MAY 2024
CHAMPIONSHIP BEST	2:04.84	HODGKINSON Keely	GBR Olimpiai Sportpark, Győr (HUN)	7 JUL 2018
EUROPEAN U18 LEAD	1:57.86	GILL Phoebe	GBR Mary Peters Track, Belfast (GBR)	11 MAY 2024

Rank	Bib	Name	Ctry Code	Date of Birth	Result	Time Behind	
	400m	800m					
1	1448	VUČKOVIĆ Tara	SRB	25 FEB 2008	2:07.02		Q
	1:03.00 (3)	2:07.02 (1)					
	1:04.02						
2	1150	KING Shaikira	GBR	14 JUL 2008	2:07.13	0.12	Q
	1:02.95 (2)	2:07.13 (2)					
	1:04.18						
3	1252	LANGTON Pia	IRL	7 JUN 2007	2:07.90	0.89	q PB
	1:02.81 (1)	2:07.90 (3)					
	1:05.09						
4	1285	IRBETTI Elena	ITA	16 JUL 2007	2:08.58	1.56	
	1:03.71 (5)	2:08.58 (4)					
	1:04.87						
5	1094	TOOMENURM Naomi	EST	20 FEB 2008	2:10.97	3.95	PB
	1:03.80 (7)	2:10.97 (5)					
	1:07.17						
6	1431	ŠULC Amelie Njoki	SLO	1 JAN 2007	2:11.68	4.66	
	1:03.25 (4)	2:11.68 (6)					
	1:08.43						
7	1195	TERHORST Paula	GER	1 JUL 2007	2:25.76	18.74	
	1:03.73 (6)	2:25.76 (7)					
	1:22.03						
	1355	BERNTSEN Astrid Cecilie	NOR	12 JUL 2007	DNS		
	2:34.37 (8)						

Weather conditions

Temperature: 25°C

Humidity: 56%

Conditions: Overcast

Legend:	DNS Did not Start	PB Personal Best	Q Qualified by place	q Qualified by time
----------------	--------------------------	-------------------------	-----------------------------	----------------------------



FRI 19 JUL 2024
Start Time

17:50

Round 1
Results

EUROPEAN U18 BEST	1:57.86	GILL Phoebe	GBR	Mary Peters Track, Belfast (GBR)	11 MAY 2024
CHAMPIONSHIP BEST	2:04.84	HODGKINSON Keely	GBR	Olimpiai Sportpark, Győr (HUN)	7 JUL 2018
EUROPEAN U18 LEAD	1:57.86	GILL Phoebe	GBR	Mary Peters Track, Belfast (GBR)	11 MAY 2024

HEAT 1 Start Time: 17:50

Rank	Bib	Name	Ctry Code	Date of Birth	Lane	Result	
1	1195	TERHORST Paula Germany	GER	1 JUL 2007	5	2:10.65	Q
2	1156	TROW Bethany Great Britain & Northern Ireland	GBR	10 MAY 2008	1	2:10.81	Q
3	1252	LANGTON Pia Ireland	IRL	7 JUN 2007	6	2:11.00	Q
4	1451	BÜCHEL Seline Switzerland	SUI	13 JUL 2007	7	2:11.78	Q
5	1059	ALDUAN Maria Spain	ESP	28 AUG 2007	8	2:12.32	
6	1545	LIUBANSKA Oleksandra Ukraine	UKR	12 JUL 2007	3	2:12.59	
7	1230	FELBER Kata Zselyke Hungary	HUN	22 FEB 2007	2	2:13.46	PB
8	1317	VANADZIŅA Sibilla Latvia	LAT	5 OCT 2007	4	2:15.61	
		Intermediate Times:	400m	1:05.74	1156	TROW Bethany (GBR)	

HEAT 2 Start Time: 17:57

Rank	Bib	Name	Ctry Code	Date of Birth	Lane	Result	
1	1448	VUČKOVIĆ Tara Serbia	SRB	25 FEB 2008	1	2:07.71	Q
2	1507	CERNJUL Carmen Sweden	SWE	14 JUN 2007	8	2:08.15	Q
3	1203	FLOUTAKOU Nelly Greece	GRE	26 NOV 2007	4	2:09.62	Q
4	1289	MARTINI Giorgia Italy	ITA	10 OCT 2007	2	2:09.97	Q
5	1110	MARKÉN Winnie Finland	FIN	20 MAY 2008	6	2:11.22	q PB
6	1432	TURČIN Nina Slovenia	SLO	1 JAN 2007	3	2:11.71	q
7	1334	BUGEJA Mireya Malta	MLT	26 APR 2007	5	2:12.33	NU20R
8	1319	ZOBEL Sienna Liechtenstein	LIE	13 NOV 2007	7	2:17.42	NU18B
		Intermediate Times:	400m	1:03.73	1507	CERNJUL Carmen (SWE)	

HEAT 3 Start Time: 18:04

Rank	Bib	Name	Ctry Code	Date of Birth	Lane	Result	
1	1041	HOLUBOVÁ Adéla Czechia	CZE	17 SEP 2007	8	2:12.04	Q
2	1377	NOWAK-ŁĄŻEWSKA Dorota Poland	POL	18 DEC 2007	2	2:12.27	Q
3	1325	CICCONE Julia Luxembourg	LUX	6 AUG 2007	7	2:12.33 (.324)	Q
4	1355	BERNTSEN Astrid Cecilie Norway	NOR	12 JUL 2007	6	2:12.33 (.327)	Q
5	1026	BAN Elena Croatia	CRO	29 JAN 2008	3	2:12.68	
6	1455	GROSSMANN Lynn Switzerland	SUI	26 JAN 2007	4	2:14.55	

FRI 19 JUL 2024

Start Time

17:50

800m Women
Round 1
Results

EUROPEAN U18 BEST	1:57.86	GILL Phoebe	GBR	Mary Peters Track, Belfast (GBR)	11 MAY 2024
CHAMPIONSHIP BEST	2:04.84	HODGKINSON Keely	GBR	Olimpiai Sportpark, Győr (HUN)	7 JUL 2018
EUROPEAN U18 LEAD	1:57.86	GILL Phoebe	GBR	Mary Peters Track, Belfast (GBR)	11 MAY 2024

HEAT 3 Start Time: 18:04

Rank	Bib	Name	Ctry Code	Date of Birth	Lane	Result
7	1487	GÁLIKOVÁ Eliška Ella Slovak Republic	SVK	16 JUL 2008	5	2:15.22
		Intermediate Times:	400m	1:06.80	1355	BERNTSEN Astrid Cecilie (NOR)

HEAT 4 Start Time: 18:11

Rank	Bib	Name	Ctry Code	Date of Birth	Lane	Result
1	1536	ÖZKARA Zeynep Türkiye	TUR	21 MAR 2008	6	2:08.77 Q
2	1342	DE JONG Maud Netherlands	NED	1 JAN 2008	2	2:09.38 Q
3	1285	IRBETTI Elena Italy	ITA	16 JUL 2007	7	2:10.01 Q
4	1378	OLCHAWA Róża Poland	POL	4 OCT 2007	3	2:10.14 Q
5	1094	TOOMENURM Naomi Estonia	EST	20 FEB 2008	5	2:11.68 q PB
6	1321	BUBINAITĖ Viltė Lithuania	LTU	14 JUN 2007	8	2:13.12 PB
7	1497	SLUIJPERS Kiara Slovak Republic	SVK	15 MAY 2007	4	2:15.36
		Intermediate Times:	400m	1:02.25	1342	DE JONG Maud (NED)

HEAT 5 Start Time: 18:18

Rank	Bib	Name	Ctry Code	Date of Birth	Lane	Result
1	1150	KING Shaikira Great Britain & Northern Ireland	GBR	14 JUL 2008	4	2:09.50 Q
2	1214	ROUSSOU Ioulia Greece	GRE	11 MAY 2007	2	2:10.11 Q
3	1248	FITZGERALD Saoirse Ireland	IRL	1 APR 2007	8	2:10.14 Q
4	1449	ZORIĆ Lena Serbia	SRB	25 JUL 2008	6	2:10.39 Q PB
5	1431	ŠULC Amelie Njoki Slovenia	SLO	1 JAN 2007	7	2:10.44 q PB
6	1397	DELFINO Teresa Portugal	POR	16 JUL 2007	5	2:13.20
7	1005	SCHEDLER Pauline Austria	AUT	30 JUN 2007	3	2:17.51
		Intermediate Times:	400m	1:03.25	1150	KING Shaikira (GBR)

Qualification: First 4 in each heat (Q) and the next 4 fastest (q) advance to the Semi-Finals

Weather conditions at the beginning of the 1st heat

Temperature: 28°C

Humidity: 49%

Conditions: Sunny

Legend:	National U18 Best	NU20R	National U20 Record	PB	Personal Best	Q	Qualified by place
NU18B	Qualified by time						
q							

FRI 19 JUL 2024

Start Time

17:50

Round 1

Results Summary

EUROPEAN U18 BEST	1:57.86 GILL Phoebe	GBR Mary Peters Track, Belfast (GBR)	11 MAY 2024
CHAMPIONSHIP BEST	2:04.84 HODGKINSON Keely	GBR Olimpiai Sportpark, Győr (HUN)	7 JUL 2018
EUROPEAN U18 LEAD	1:57.86 GILL Phoebe	GBR Mary Peters Track, Belfast (GBR)	11 MAY 2024

Rank	Bib	Name	Ctry Code	Heat	Lane	Position	Time	
1	1448	VUČKOVIĆ Tara	SRB	2	1	1	2:07.71	Q
2	1507	CERNJUL Carmen	SWE	2	8	2	2:08.15	Q
3	1536	ÖZKARA Zeynep	TUR	4	6	1	2:08.77	Q
4	1342	DE JONG Maud	NED	4	2	2	2:09.38	Q
5	1150	KING Shaikira	GBR	5	4	1	2:09.50	Q
6	1203	FLOUTAKOU Nelly	GRE	2	4	3	2:09.62	Q
7	1289	MARTINI Giorgia	ITA	2	2	4	2:09.97	Q
8	1285	IRBETTI Elena	ITA	4	7	3	2:10.01	Q
9	1214	ROUSSOU Ioulianna	GRE	5	2	2	2:10.11	Q
10	1378	OLCHAWA Róża	POL	4	3	4	2:10.14 (.136)	Q
11	1248	FITZGERALD Saoirse	IRL	5	8	3	2:10.14 (.139)	Q
12	1449	ZORIĆ Lena	SRB	5	6	4	2:10.39	Q PB
13	1431	ŠULC Amelie Njoki	SLO	5	7	5	2:10.44	q PB
14	1195	TERHORST Paula	GER	1	5	1	2:10.65	Q
15	1156	TROW Bethany	GBR	1	1	2	2:10.81	Q
16	1252	LANGTON Pia	IRL	1	6	3	2:11.00	Q
17	1110	MARKÉN Winnie	FIN	2	6	5	2:11.22	q PB
18	1094	TOOMENURM Naomi	EST	4	5	5	2:11.68	q PB
19	1432	TURČIN Nina	SLO	2	3	6	2:11.71	q
20	1451	BÜCHEL Seline	SUI	1	7	4	2:11.78	Q
21	1041	HOLUBOVÁ Adéla	CZE	3	8	1	2:12.04	Q
22	1377	NOWAK-ŁAŻEWSKA Dorota	POL	3	2	2	2:12.27	Q
23	1059	ALDUAN Maria	ESP	1	8	5	2:12.32	
24	1334	BUGEJA Mireya	MLT	2	5	7	2:12.33 (.322)	NU20R
25	1325	CICCONE Julia	LUX	3	7	3	2:12.33 (.324)	Q
26	1355	BERNTSEN Astrid Cecilie	NOR	3	6	4	2:12.33 (.327)	Q
27	1545	LIUBANSKA Oleksandra	UKR	1	3	6	2:12.59	
28	1026	BAN Elena	CRO	3	3	5	2:12.68	
29	1321	BUBINAITĖ Viltė	LTU	4	8	6	2:13.12	PB
30	1397	DELFINO Teresa	POR	5	5	6	2:13.20	
31	1230	FELBER Kata Zselyke	HUN	1	2	7	2:13.46	PB
32	1455	GROSSMANN Lynn	SUI	3	4	6	2:14.55	
33	1487	GÁLIKOVÁ Eliška Ella	SVK	3	5	7	2:15.22	
34	1497	SLUIJPERS Kiara	SVK	4	4	7	2:15.36	
35	1317	VANADZIŅA Sibilla	LAT	1	4	8	2:15.61	
36	1319	ZOBEL Sienna	LIE	2	7	8	2:17.42	NU18B
37	1005	SCHEDLER Pauline	AUT	5	3	7	2:17.51	

Qualification: First 4 in each heat (Q) and the next 4 fastest (q) advance to the Semi-Finals

Legend:	National U18 Best	NU20R	National U20 Record	PB	Personal Best	Q	Qualified by place
NU18B	Qualified by time						
q							

FRI 19 JUL 2024
Start Time

17:50

Round 1 Heat 1/5

Race Analysis

EUROPEAN U18 BEST	1:57.86 GILL Phoebe	GBR Mary Peters Track, Belfast (GBR)	11 MAY 2024
CHAMPIONSHIP BEST	2:04.84 HODGKINSON Keely	GBR Olimpiai Sportpark, Győr (HUN)	7 JUL 2018
EUROPEAN U18 LEAD	1:57.86 GILL Phoebe	GBR Mary Peters Track, Belfast (GBR)	11 MAY 2024

Rank	Bib	Name	Ctry Code	Date of Birth	Result	Time Behind
		400m				
		800m				
1	1195	TERHORST Paula	GER	1 JUL 2007	2:10.65	Q
		1:06.92 (7)			2:10.65 (1)	
					1:03.73	
2	1156	TROW Bethany	GBR	10 MAY 2008	2:10.81	0.17 Q
		1:05.74 (1)			2:10.81 (2)	
					1:05.07	
3	1252	LANGTON Pia	IRL	7 JUN 2007	2:11.00	0.35 Q
		1:05.75 (2)			2:11.00 (3)	
					1:05.25	
4	1451	BÜCHEL Seline	SUI	13 JUL 2007	2:11.78	1.13 Q
		1:06.02 (4)			2:11.78 (4)	
					1:05.76	
5	1059	ALDUAN Maria	ESP	28 AUG 2007	2:12.32	1.67
		1:05.78 (3)			2:12.32 (5)	
					1:06.54	
6	1545	LIUBANSKA Oleksandra	UKR	12 JUL 2007	2:12.59	1.94
		1:06.03 (5)			2:12.59 (6)	
					1:06.56	
7	1230	FELBER Kata Zselyke	HUN	22 FEB 2007	2:13.46	2.81
		1:06.35 (6)			2:13.46 (7)	
					1:07.11	
8	1317	VANADZIŃA Sibilla	LAT	5 OCT 2007	2:15.61	4.96
		1:06.92 (7)			2:15.61 (8)	
					1:08.69	

Weather conditions

Temperature: 28°C Humidity: 49% Conditions: Sunny

Legend:	PB Personal Best	Q Qualified by place
----------------	-------------------------	-----------------------------

FRI 19 JUL 2024

Start Time

17:57

Round 1 Heat 2/5
Race Analysis

EUROPEAN U18 BEST	1:57.86 GILL Phoebe	GBR	Mary Peters Track, Belfast (GBR)	11 MAY 2024
CHAMPIONSHIP BEST	2:04.84 HODGKINSON Keely	GBR	Olimpiai Sportpark, Győr (HUN)	7 JUL 2018
EUROPEAN U18 LEAD	1:57.86 GILL Phoebe	GBR	Mary Peters Track, Belfast (GBR)	11 MAY 2024

Rank	Bib	Name	Ctry Code	Date of Birth	Result	Time Behind				
		<table border="1" style="display: inline-table;"> <tr> <td>400m</td> <td>800m</td> </tr> </table>		400m	800m					
400m	800m									
1	1448	VUČKOVIĆ Tara	SRB	25 FEB 2008	2:07.71	Q				
		<table border="1" style="display: inline-table;"> <tr> <td>1:04.31 (2)</td> <td>2:07.71 (1)</td> </tr> <tr> <td></td> <td>1:03.40</td> </tr> </table>	1:04.31 (2)	2:07.71 (1)		1:03.40				
1:04.31 (2)	2:07.71 (1)									
	1:03.40									
2	1507	CERNJUL Carmen	SWE	14 JUN 2007	2:08.15	0.45 Q				
		<table border="1" style="display: inline-table;"> <tr> <td>1:03.73 (1)</td> <td>2:08.15 (2)</td> </tr> <tr> <td></td> <td>1:04.42</td> </tr> </table>	1:03.73 (1)	2:08.15 (2)		1:04.42				
1:03.73 (1)	2:08.15 (2)									
	1:04.42									
3	1203	FLOUTAKOU Nelly	GRE	26 NOV 2007	2:09.62	1.92 Q				
		<table border="1" style="display: inline-table;"> <tr> <td>1:02.91 (1)</td> <td>2:09.62 (3)</td> </tr> <tr> <td></td> <td>1:06.71</td> </tr> </table>	1:02.91 (1)	2:09.62 (3)		1:06.71				
1:02.91 (1)	2:09.62 (3)									
	1:06.71									
4	1289	MARTINI Giorgia	ITA	10 OCT 2007	2:09.97	2.27 Q				
		<table border="1" style="display: inline-table;"> <tr> <td>1:02.91 (1)</td> <td>2:09.97 (4)</td> </tr> <tr> <td></td> <td>1:07.06</td> </tr> </table>	1:02.91 (1)	2:09.97 (4)		1:07.06				
1:02.91 (1)	2:09.97 (4)									
	1:07.06									
5	1110	MARKÉN Winnie	FIN	20 MAY 2008	2:11.22	3.52 PB				
		<table border="1" style="display: inline-table;"> <tr> <td>1:05.25 (7)</td> <td>2:11.22 (5)</td> </tr> <tr> <td></td> <td>1:05.97</td> </tr> </table>	1:05.25 (7)	2:11.22 (5)		1:05.97				
1:05.25 (7)	2:11.22 (5)									
	1:05.97									
6	1432	TURČIN Nina	SLO	1 JAN 2007	2:11.71	4.01				
		<table border="1" style="display: inline-table;"> <tr> <td>1:04.99 (5)</td> <td>2:11.71 (6)</td> </tr> <tr> <td></td> <td>1:06.72</td> </tr> </table>	1:04.99 (5)	2:11.71 (6)		1:06.72				
1:04.99 (5)	2:11.71 (6)									
	1:06.72									
7	1334	BUGEJA Mireya	MLT	26 APR 2007	2:12.33	4.62 NU20R				
		<table border="1" style="display: inline-table;"> <tr> <td>1:04.93 (4)</td> <td>2:12.33 (7)</td> </tr> <tr> <td></td> <td>1:07.40</td> </tr> </table>	1:04.93 (4)	2:12.33 (7)		1:07.40				
1:04.93 (4)	2:12.33 (7)									
	1:07.40									
8	1319	ZOBEL Sienna	LIE	13 NOV 2007	2:17.42	9.72 NU18B				
		<table border="1" style="display: inline-table;"> <tr> <td>1:05.23 (6)</td> <td>2:17.42 (8)</td> </tr> <tr> <td></td> <td>1:12.19</td> </tr> </table>	1:05.23 (6)	2:17.42 (8)		1:12.19				
1:05.23 (6)	2:17.42 (8)									
	1:12.19									

Weather conditions

Temperature: 28°C

Humidity: 49%

Conditions: Sunny

Legend:						
NU18B	National U18 Best	NU20R	National U20 Record	PB	Personal Best	Q Qualified by place

FRI 19 JUL 2024
 Start Time

 18:04 **Round 1 Heat 3/5**
Race Analysis

EUROPEAN U18 BEST	1:57.86 GILL Phoebe	GBR Mary Peters Track, Belfast (GBR)	11 MAY 2024
CHAMPIONSHIP BEST	2:04.84 HODGKINSON Keely	GBR Olimpiai Sportpark, Győr (HUN)	7 JUL 2018
EUROPEAN U18 LEAD	1:57.86 GILL Phoebe	GBR Mary Peters Track, Belfast (GBR)	11 MAY 2024

Rank	Bib	Name	Ctry Code	Date of Birth	Result	Time Behind
					400m	800m
1	1041	HOLUBOVÁ Adéla	CZE	17 SEP 2007	2:12.04	Q
					1:07.66 (4)	2:12.04 (1) 1:04.38
2	1377	NOWAK-ŁAŻEWSKA Dorota	POL	18 DEC 2007	2:12.27	0.23 Q
					1:07.52 (3)	2:12.27 (2) 1:04.75
3	1325	CICCONE Julia	LUX	6 AUG 2007	2:12.33	0.29 Q
					1:07.11 (2)	2:12.33 (3) 1:05.22
4	1355	BERNTSEN Astrid Cecilie	NOR	12 JUL 2007	2:12.33	0.29 Q
					1:06.80 (1)	2:12.33 (4) 1:05.53
5	1026	BAN Elena	CRO	29 JAN 2008	2:12.68	0.64
					1:07.90 (5)	2:12.68 (5) 1:04.78
6	1455	GROSSMANN Lynn	SUI	26 JAN 2007	2:14.55	2.51
					1:07.96 (5)	2:14.55 (6) 1:06.59
7	1487	GÁLIKOVÁ Eliška Ella	SVK	16 JUL 2008	2:15.22	3.18
					1:08.10 (6)	2:15.22 (7) 1:07.12

Weather conditions

Temperature: 28°C Humidity: 49% Conditions: Sunny

Legend:
 Q Qualified by place

FRI 19 JUL 2024

Start Time

18:11

Round 1 Heat 4/5

Race Analysis

EUROPEAN U18 BEST	1:57.86	GILL Phoebe	GBR	Mary Peters Track, Belfast (GBR)	11 MAY 2024
CHAMPIONSHIP BEST	2:04.84	HODGKINSON Keely	GBR	Olimpiai Sportpark, Győr (HUN)	7 JUL 2018
EUROPEAN U18 LEAD	1:57.86	GILL Phoebe	GBR	Mary Peters Track, Belfast (GBR)	11 MAY 2024

Rank	Bib	Name	Ctry Code	Date of Birth	Result	Time Behind
		400m				
		800m				
1	1536	ÖZKARA Zeynep	TUR	21 MAR 2008	2:08.77	Q
		1:02.69 (3) 2:08.77 (1)				
		1:06.08				
2	1342	DE JONG Maud	NED	1 JAN 2008	2:09.38	0.61 Q
		1:02.25 (1) 2:09.38 (2)				
		1:07.13				
3	1285	IRBETTI Elena	ITA	16 JUL 2007	2:10.01	1.24 Q
		1:03.25 (5) 2:10.01 (3)				
		1:06.76				
4	1378	OLCHAWA Róża	POL	4 OCT 2007	2:10.14	1.37 Q
		1:02.80 (4) 2:10.14 (4)				
		1:07.34				
5	1094	TOOMENURM Naomi	EST	20 FEB 2008	2:11.68	2.91 PB
		1:03.67 (7) 2:11.68 (5)				
		1:08.01				
6	1321	BUBINAITĖ Viltė	LTU	14 JUN 2007	2:13.12	4.35 PB
		1:02.45 (2) 2:13.12 (6)				
		1:10.67				
7	1497	SLUIJPERS Kiara	SVK	15 MAY 2007	2:15.36	6.59
		1:03.46 (6) 2:15.36 (7)				
		1:11.90				

Weather conditions

Temperature: 28°C

Humidity: 49%

Conditions: Sunny

Legend:

PB Personal Best

Q

Qualified by place

FRI 19 JUL 2024
Start Time

 18:18 **Round 1 Heat 5/5**
Race Analysis

EUROPEAN U18 BEST	1:57.86 GILL Phoebe	GBR Mary Peters Track, Belfast (GBR)	11 MAY 2024
CHAMPIONSHIP BEST	2:04.84 HODGKINSON Keely	GBR Olimpiai Sportpark, Győr (HUN)	7 JUL 2018
EUROPEAN U18 LEAD	1:57.86 GILL Phoebe	GBR Mary Peters Track, Belfast (GBR)	11 MAY 2024

Rank	Bib	Name	Ctry Code	Date of Birth	Result	Time Behind	
		400m					
		800m					
1	1150	KING Shaikira	GBR	14 JUL 2008	2:09.50		Q
		1:03.25 (1)			2:09.50 (1)		1:06.25
2	1214	ROUSSOU Ioulianna	GRE	11 MAY 2007	2:10.11	0.62	Q
		1:04.36 (3)			2:10.11 (2)		1:05.75
3	1248	FITZGERALD Saoirse	IRL	1 APR 2007	2:10.14	0.65	Q
		1:04.09 (2)			2:10.14 (3)		1:06.05
4	1449	ZORIĆ Lena	SRB	25 JUL 2008	2:10.39	0.90	Q PB
		1:06.30 (6)			2:10.39 (4)		1:04.09
5	1431	ŠULC Amelie Njoki	SLO	1 JAN 2007	2:10.44	0.95	q PB
		1:05.97 (5)			2:10.44 (5)		1:04.47
6	1397	DELFINO Teresa	POR	16 JUL 2007	2:13.20	3.70	
		1:05.69 (4)			2:13.20 (6)		1:07.51
7	1005	SCHEDLER Pauline	AUT	30 JUN 2007	2:17.51	8.01	
		1:06.50 (7)			2:17.51 (7)		1:11.01

Weather conditions

Temperature: 28°C

Humidity: 49%

Conditions: Sunny

Legend:
PB Personal Best **Q** Qualified by place **q** Qualified by time

SUN 21 JUL 2024

Start Time

12:05

Final
1500m Women
Results

EUROPEAN U18 BEST	4:06.02 PADUREAN Ana	ROU Pitesti (ROU)	28 JUN 1986
CHAMPIONSHIP BEST	4:18.71 HEALY Sarah	IRL Olimpiai Sportpark, Győr (HUN)	8 JUL 2018
EUROPEAN U18 LEAD	4:11.43 BEKKEMOEN TORBIÖR.	NOR Friidrettsstadion, Jessheim (NOR)	24 MAY 2024

Rank	Bib	Name	Ctry Code	Date of Birth	Order	Result	
1	1141	BELSHAW Lyla Great Britain & Northern Ireland	GBR	16 DEC 2007	8	4:13.01	CB
2	1152	MCGOWAN Isla Great Britain & Northern Ireland	GBR	10 OCT 2007	11	4:14.78	PB
3	1354	BEKKEMOEN TORBIÖR. Norway	NOR	31 MAY 2007	5	4:16.45	
4	1478	VON FLÜE Fiona Switzerland	SUI	19 FEB 2008	6	4:18.03	PB
5	1227	DERDÁK Sára Hungary	HUN	12 FEB 2008	12	4:18.59	NU18B
6	1069	GUTIERREZ Claudia Spain	ESP	17 JUN 2007	4	4:19.78	NU18B
7	1380	PESTKA Oksana Poland	POL	1 MAY 2008	10	4:20.14	PB
8	1408	CONSTANTIN Lenuta Romania	ROU	16 NOV 2007	3	4:21.25	PB
9	1454	GOUTTEFARDE Cassandra Switzerland	SUI	1 JAN 2008	2	4:27.70	
10	1346	MULDERS Kaate Netherlands	NED	17 FEB 2008	7	4:28.85	
11	1329	KROMBACH Linda Luxembourg	LUX	1 JAN 2007	9	4:33.53	
12	1341	CHADWICK Pippa Netherlands	NED	1 JAN 2007	1	4:40.87	

Intermediate Times:	300m	51.64	1354	BEKKEMOEN TORBIÖRNSS Wilma Anna (NOR)
	700m	1:59.84	1354	BEKKEMOEN TORBIÖRNSS Wilma Anna (NOR)
	1100m	3:09.91	1354	BEKKEMOEN TORBIÖRNSS Wilma Anna (NOR)

Weather conditions

Temperature: 22°C

Humidity: 69%

Conditions: Few clouds

Legend:
CB Championship Best **NU18B** National U18 Best **PB** Personal Best

SUN 21 JUL 2024

Start Time

12:05

Final
1500m Women
Race Analysis

EUROPEAN U18 BEST	4:06.02 PADUREAN Ana	ROU Pitesti (ROU)	28 JUN 1986
CHAMPIONSHIP BEST	4:18.71 HEALY Sarah	IRL Olimpiai Sportpark, Győr (HUN)	8 JUL 2018
EUROPEAN U18 LEAD	4:11.43 BEKKEMOEN TORBIÖR.	NOR Friidrettsstadion, Jessheim (NOR)	24 MAY 2024

Rank	Bib	Name	Ctry Code	Date of Birth	Result	Time Behind				
							300m	700m	1100m	1500m
1	1141	BELSHAW Lyla	GBR	16 DEC 2007	4:13.01					CB
						52.19 (3)	1:59.93 (2)	3:10.00 (2)	4:13.01 (1)	
							1:07.74	1:10.07	1:03.01	
2	1152	MCGOWAN Isla	GBR	10 OCT 2007	4:14.78	1.77				PB
						52.75 (8)	2:00.74 (3)	3:10.68 (4)	4:14.78 (2)	
							1:07.99	1:09.94	1:04.10	
3	1354	BEKKEMOEN TORBIÖRNSS Wilma Anna	NOR	31 MAY 2007	4:16.45	3.44				
						51.64 (1)	1:59.84 (1)	3:09.91 (1)	4:16.45 (3)	
							1:08.20	1:10.07	1:06.54	
4	1478	VON FLÜE Fiona	SUI	19 FEB 2008	4:18.03	5.03				PB
						52.49 (5)	2:00.87 (4)	3:10.24 (3)	4:18.03 (4)	
							1:08.38	1:09.37	1:07.79	
5	1227	DERDÁK Sára	HUN	12 FEB 2008	4:18.59	5.58				NU18B
						52.64 (7)	2:01.48 (7)	3:11.08 (6)	4:18.59 (5)	
							1:08.84	1:09.60	1:07.51	
6	1069	GUTIERREZ Claudia	ESP	17 JUN 2007	4:19.78	6.77				NU18B
						51.89 (2)	2:01.46 (6)	3:11.47 (8)	4:19.78 (6)	
							1:09.57	1:10.01	1:08.31	
7	1380	PESTKA Oksana	POL	1 MAY 2008	4:20.14	7.13				PB
						52.56 (6)	2:01.36 (5)	3:11.06 (5)	4:20.14 (7)	
							1:08.80	1:09.70	1:09.08	
8	1408	CONSTANTIN Lenuta	ROU	16 NOV 2007	4:21.25	8.25				PB
						53.14 (12)	2:01.58 (8)	3:11.34 (7)	4:21.25 (8)	
							1:08.44	1:09.76	1:09.91	
9	1454	GOUTTEFARDE Cassandra	SUI	1 JAN 2008	4:27.70	14.70				
						52.38 (4)	2:02.28 (10)	3:16.11 (9)	4:27.70 (9)	
							1:09.90	1:13.83	1:11.59	
10	1346	MULDERS Kaate	NED	17 FEB 2008	4:28.85	15.84				
						52.93 (11)	2:02.10 (9)	3:17.17 (10)	4:28.85 (10)	
							1:09.17	1:15.07	1:11.68	
11	1329	KROMBACH Linda	LUX	1 JAN 2007	4:33.53	20.53				
						52.90 (9)	2:02.52 (11)	3:17.52 (11)	4:33.53 (11)	
							1:09.62	1:15.00	1:16.01	
12	1341	CHADWICK Pippa	NED	1 JAN 2007	4:40.87	27.86				
						52.90 (9)	2:02.80 (12)	3:19.89 (12)	4:40.87 (12)	
							1:09.90	1:17.09	1:20.98	

Race Analysis

EUROPEAN U18 BEST	4:06.02 PADUREAN Ana	ROU Pitesti (ROU)	28 JUN 1986
CHAMPIONSHIP BEST	4:18.71 HEALY Sarah	IRL Olimpiai Sportpark, Győr (HUN)	8 JUL 2018
EUROPEAN U18 LEAD	4:11.43 BEKKEMOEN TORBIÖR.	NOR Friidrettsstadion, Jessheim (NOR)	24 MAY 2024

Weather conditions

Temperature: 22°C

Humidity: 69%

Conditions: Few clouds

Legend:

CB Championship Best **NU18B** National U18 Best **PB** Personal Best

THU 18 JUL 2024

Start Time

18:35

1500m Women
Round 1
Results

EUROPEAN U18 BEST	4:06.02	PADUREAN Ana	ROU Pitesti (ROU)	28 JUN 1986
CHAMPIONSHIP BEST	4:18.71	HEALY Sarah	IRL Olimpiai Sportpark, Győr (HUN)	8 JUL 2018
EUROPEAN U18 LEAD	4:11.43	BEKKEMOEN TORBIÖR.	NOR Friidrettsstadion, Jessheim (NOR)	24 MAY 2024

HEAT 1 Start Time: 18:35

Rank	Bib	Name	Ctry Code	Date of Birth	Order	Result	
1	1354	BEKKEMOEN TORBIÖR. Norway	NOR	31 MAY 2007	11	4:23.23	Q
2	1152	MCGOWAN Isla Great Britain & Northern Ireland	GBR		8	4:23.98	Q
3	1329	KROMBACH Linda Luxembourg	LUX	1 JAN 2007	12	4:24.79	Q NU18B
4	1408	CONSTANTIN Lenuta Romania	ROU	16 NOV 2007	14	4:25.21	Q SB
5	1341	CHADWICK Pippa Netherlands	NED	1 JAN 2007	7	4:25.29	Q
6	1454	GOUTTEFARDE Cassandra Switzerland	SUI	1 JAN 2008	6	4:25.56	Q PB
7	1317	VANADZIŅA Sibilla Latvia	LAT	5 OCT 2007	10	4:26.92	PB
8	1400	MOREIRA Mariana Portugal	POR	21 MAR 2008	13	4:29.54	SB
9	1428	RAJ Ema Pika Slovenia	SLO	18 OCT 2008	3	4:30.12	
10	1504	BJERSTRÖM Freja Sweden	SWE	24 JUL 2007	5	4:33.07	
11	1291	MORRONE Viola Italy	ITA	7 MAR 2007	2	4:33.12	
12	1373	MARSZEWSKA Maja Poland	POL	19 SEP 2008	9	4:33.15	
13	1532	DURMUŞ Esra Türkiye	TUR	5 FEB 2007	1	4:34.01	
14	1245	BOLTON Emily Ireland	IRL	9 FEB 2008	4	4:40.63	
		Intermediate Times:	300m	55.55	1408	CONSTANTIN Lenuta (ROU)	
			700m	2:04.65	1408	CONSTANTIN Lenuta (ROU)	
			1100m	3:16.06	1408	CONSTANTIN Lenuta (ROU)	

HEAT 2 Start Time: 18:45

Rank	Bib	Name	Ctry Code	Date of Birth	Order	Result	
1	1380	PESTKA Oksana Poland	POL	1 MAY 2008	5	4:22.56	Q PB
2	1141	BELSHAW Lyla Great Britain & Northern Ireland	GBR	16 DEC 2007	13	4:22.61	Q
3	1478	VON FLÜE Fiona Switzerland	SUI	19 FEB 2008	1	4:22.62	Q SB
4	1069	GUTIERREZ Claudia Spain	ESP	17 JUN 2007	12	4:23.20	Q PB
5	1227	DERDÁK Sára Hungary	HUN	12 FEB 2008	10	4:23.54	Q
6	1346	MULDERS Kaate Netherlands	NED	17 FEB 2008	4	4:26.58	Q
7	1357	LÆGRAN Mathea Norway	NOR	11 JUN 2007	14	4:26.84	
8	1398	JESUS Maria Portugal	POR	2 JUN 2008	3	4:28.09	PB
9	1094	TOOMENURM Naomi Estonia	EST	20 FEB 2008	8	4:28.62	

THU 18 JUL 2024

Start Time

18:35

1500m Women
Round 1
Results

EUROPEAN U18 BEST	4:06.02	PADUREAN Ana	ROU Pitesti (ROU)	28 JUN 1986
CHAMPIONSHIP BEST	4:18.71	HEALY Sarah	IRL Olimpiai Sportpark, Győr (HUN)	8 JUL 2018
EUROPEAN U18 LEAD	4:11.43	BEKKEMOEN TORBIÖR.	NOR Friidrettsstadion, Jessheim (NOR)	24 MAY 2024

HEAT 2

Start Time: 18:45

Rank	Bib	Name	Ctry Code	Date of Birth	Order	Result
10	1294	SALONIA Viviana Italy	ITA	16 JAN 2007	9	4:32.40
11	1434	VERNEKER Ana Vita Slovenia	SLO	3 SEP 2008	6	4:33.67
12	1505	BJUVE Ebba-Stina Sweden	SWE	26 AUG 2007	11	4:34.16
13	1255	O'LEARY Jennifer Ireland	IRL	28 MAR 2007	2	4:38.93
14	1115	PELTOLA Inka Finland	FIN	8 FEB 2007	7	4:48.92
		Intermediate Times:	300m	52.03	1357	LÆGRAN Mathea (NOR)
			700m	2:04.66	1478	VON FLÜE Fiona (SUI)

Qualification: First 6 in each heat (Q) advance to the Final

Weather conditions at the beginning of the 1st heat

Temperature: 27°C Humidity: 56% Conditions: Few clouds

Legend:	NU18B National U18 Best	PB Personal Best	Q Qualified by place	SB Season Best
----------------	--------------------------------	-------------------------	-----------------------------	-----------------------

THU 18 JUL 2024

Start Time

18:35

Round 1
Results Summary

EUROPEAN U18 BEST	4:06.02 PADUREAN Ana	ROU Pitesti (ROU)	28 JUN 1986
CHAMPIONSHIP BEST	4:18.71 HEALY Sarah	IRL Olimpiai Sportpark, Győr (HUN)	8 JUL 2018
EUROPEAN U18 LEAD	4:11.43 BEKKEMOEN TORBIÖR.	NOR Friidrettsstadion, Jessheim (NOR)	24 MAY 2024

Rank	Bib	Name	Ctry Code	Heat	Order	Position	Time		
1	1380	PESTKA Oksana	POL	2	5	1	4:22.56	Q	PB
2	1141	BELSHAW Lyla	GBR	2	13	2	4:22.61	Q	
3	1478	VON FLÜE Fiona	SUI	2	1	3	4:22.62	Q	SB
4	1069	GUTIERREZ Claudia	ESP	2	12	4	4:23.20	Q	PB
5	1354	BEKKEMOEN TORBIÖRNSS Wilma Anna	NOR	1	11	1	4:23.23	Q	
6	1227	DERDÁK Sára	HUN	2	10	5	4:23.54	Q	
7	1152	MCGOWAN Isla	GBR	1	8	2	4:23.98	Q	
8	1329	KROMBACH Linda	LUX	1	12	3	4:24.79	Q	NU18B
9	1408	CONSTANTIN Lenuta	ROU	1	14	4	4:25.21	Q	SB
10	1341	CHADWICK Pippa	NED	1	7	5	4:25.29	Q	
11	1454	GOUTTEFARDE Cassandra	SUI	1	6	6	4:25.56	Q	PB
12	1346	MULDERS Kaate	NED	2	4	6	4:26.58	Q	
13	1357	LÆGRAN Mathea	NOR	2	14	7	4:26.84		
14	1317	VANADZIŃA Sibilla	LAT	1	10	7	4:26.92		PB
15	1398	JESUS Maria	POR	2	3	8	4:28.09		PB
16	1094	TOOMENURM Naomi	EST	2	8	9	4:28.62		
17	1400	MOREIRA Mariana	POR	1	13	8	4:29.54		SB
18	1428	RAJ Ema Pika	SLO	1	3	9	4:30.12		
19	1294	SALONIA Viviana	ITA	2	9	10	4:32.40		
20	1504	BJERSTRÖM Freja	SWE	1	5	10	4:33.07		
21	1291	MORRONE Viola	ITA	1	2	11	4:33.12		
22	1373	MARSZEWSKA Maja	POL	1	9	12	4:33.15		
23	1434	VERNEKER Ana Vita	SLO	2	6	11	4:33.67		
24	1532	DURMUŞ Esra	TUR	1	1	13	4:34.01		
25	1505	BJUVE Ebba-Stina	SWE	2	11	12	4:34.16		
26	1255	O'LEARY Jennifer	IRL	2	2	13	4:38.93		
27	1245	BOLTON Emily	IRL	1	4	14	4:40.63		
28	1115	PELTOLA Inka	FIN	2	7	14	4:48.92		

Qualification: First 6 in each heat (Q) advance to the Final

Legend:	NU18B National U18 Best	PB Personal Best	Q Qualified by place	SB Season Best
----------------	--------------------------------	-------------------------	-----------------------------	-----------------------

THU 18 JUL 2024
 Start Time

 18:35 **Round 1 Heat 1/2**
Race Analysis

EUROPEAN U18 BEST	4:06.02 PADUREAN Ana	ROU Pitesti (ROU)	28 JUN 1986
CHAMPIONSHIP BEST	4:18.71 HEALY Sarah	IRL Olimpiai Sportpark, Győr (HUN)	8 JUL 2018
EUROPEAN U18 LEAD	4:11.43 BEKKEMOEN TORBIÖR.	NOR Friidrettsstadion, Jessheim (NOR)	24 MAY 2024

Rank	Bib	Name	Ctry Code	Date of Birth	Result	Time Behind				
							300m	700m	1100m	1500m
1	1354	BEKKEMOEN TORBIÖRNSS Wilma Anna	NOR	31 MAY 2007	4:23.23	Q				
		56.27 (5)	2:05.44 (3)	3:16.67 (4)	4:23.23 (1)		1:09.17	1:11.23	1:06.56	
2	1152	MCGOWAN Isla	GBR		4:23.98	0.75	Q			
		55.62 (2)	2:04.92 (2)	3:16.26 (2)	4:23.98 (2)		1:09.30	1:11.34	1:07.72	
3	1329	KROMBACH Linda	LUX	1 JAN 2007	4:24.79	1.57	Q			NU18B
		56.00 (3)	2:05.65 (6)	3:16.50 (2)	4:24.79 (3)		1:09.65	1:10.85	1:08.29	
4	1408	CONSTANTIN Lenuta	ROU	16 NOV 2007	4:25.21	1.99	Q			SB
		55.55 (1)	2:04.65 (1)	3:16.06 (1)	4:25.21 (4)		1:09.10	1:11.41	1:09.15	
5	1341	CHADWICK Pippa	NED	1 JAN 2007	4:25.29	2.06	Q			
		56.71 (8)	2:06.66 (10)	3:18.01 (13)	4:25.29 (5)		1:09.95	1:11.35	1:07.28	
6	1454	GOUTTEFARDE Cassandra	SUI	1 JAN 2008	4:25.56	2.34	Q			PB
		57.24 (13)	2:06.99 (9)	3:18.50 (9)	4:25.56 (6)		1:09.75	1:11.51	1:07.06	
7	1317	VANADZIŇA Sibilla	LAT	5 OCT 2007	4:26.92	3.69				PB
		56.55 (7)	2:06.77 (8)	3:17.68 (8)	4:26.92 (7)		1:10.22	1:10.91	1:09.24	
8	1400	MOREIRA Mariana	POR	21 MAR 2008	4:29.54	6.31				SB
		56.98 (9)	2:05.49 (4)	3:17.45 (6)	4:29.54 (8)		1:08.51	1:11.96	1:12.09	
9	1428	RAJ Ema Pika	SLO	18 OCT 2008	4:30.12	6.89				
		57.20 (11)	2:06.79 (10)	3:16.88 (5)	4:30.12 (9)		1:09.59	1:10.09	1:13.24	
10	1504	BJERSTRÖM Freja	SWE	24 JUL 2007	4:33.07	9.84				
		57.22 (12)	2:07.28 (10)	3:18.76 (10)	4:33.07 (10)		1:10.06	1:11.48	1:14.31	
11	1291	MORRONE Viola	ITA	7 MAR 2007	4:33.12	9.90				
		57.48 (14)	2:07.44 (10)	3:19.40 (11)	4:33.12 (11)		1:09.96	1:11.96	1:13.72	
12	1373	MARSZEWSKA Maja	POL	19 SEP 2008	4:33.15	9.92				
		56.34 (6)	2:06.49 (7)	3:19.51 (12)	4:33.15 (12)		1:10.15	1:13.02	1:13.64	

THU 18 JUL 2024
 Start Time

 18:35 **Round 1 Heat 1/2**
Race Analysis

EUROPEAN U18 BEST	4:06.02 PADUREAN Ana	ROU Pitesti (ROU)	28 JUN 1986
CHAMPIONSHIP BEST	4:18.71 HEALY Sarah	IRL Olimpiai Sportpark, Győr (HUN)	8 JUL 2018
EUROPEAN U18 LEAD	4:11.43 BEKKEMOEN TORBIÖR.	NOR Friidrettsstadion, Jessheim (NOR)	24 MAY 2024

Rank	Bib	Name	Ctry Code	Date of Birth	Result	Time Behind				
							300m	700m	1100m	1500m
13	1532	DURMUŞ Esra	TUR	5 FEB 2007	4:34.01	10.78				
	56.08 (4)	2:05.57 (5)	3:17.61 (7)	4:34.01 (13)						
		1:09.49	1:12.04	1:16.40						
14	1245	BOLTON Emily	IRL	9 FEB 2008	4:40.63	17.41				
	57.01 (10)	2:06.65 (10)	3:18.39 (13)	4:40.63 (14)						
		1:09.64	1:11.74	1:22.24						

Weather conditions

Temperature: 27°C

Humidity: 56%

Conditions: Few clouds

Legend:	NU18B National U18 Best	PB Personal Best	Q Qualified by place	SB Season Best
----------------	--------------------------------	-------------------------	-----------------------------	-----------------------

THU 18 JUL 2024
 Start Time

18:45

Round 1 Heat 2/2
Race Analysis

EUROPEAN U18 BEST	4:06.02 PADUREAN Ana	ROU Pitesti (ROU)	28 JUN 1986
CHAMPIONSHIP BEST	4:18.71 HEALY Sarah	IRL Olimpiai Sportpark, Győr (HUN)	8 JUL 2018
EUROPEAN U18 LEAD	4:11.43 BEKKEMOEN TORBIÖR.	NOR Friidrettsstadion, Jessheim (NOR)	24 MAY 2024

Rank	Bib	Name	Ctry Code	Date of Birth	Result	Time Behind					
							300m	700m	1100m	1500m	
1	1380	PESTKA Oksana	POL	1 MAY 2008	4:22.56	Q	PB				
		53.45 (11)	2:06.10 (11)	3:15.26 (1)	4:22.56 (1)			1:12.65	1:09.16	1:07.30	
2	1141	BELSHAW Lyla	GBR	16 DEC 2007	4:22.61	0.06	Q				
		52.28 (4)	2:04.89 (3)	3:13.94 (3)	4:22.61 (2)			1:12.61	1:09.05	1:08.67	
3	1478	VON FLÜE Fiona	SUI	19 FEB 2008	4:22.62	0.07	Q				SB
		52.11 (3)	2:04.66 (1)	3:13.91 (2)	4:22.62 (3)			1:12.55	1:09.25	1:08.71	
4	1069	GUTIERREZ Claudia	ESP	17 JUN 2007	4:23.20	0.65	Q				PB
		52.08 (2)	2:05.68 (14)	3:15.26 (12)	4:23.20 (4)			1:13.60	1:09.58	1:07.94	
5	1227	DERDÁK Sára	HUN	12 FEB 2008	4:23.54	0.99	Q				
		53.09 (8)	2:05.93 (9)	3:15.00 (4)	4:23.54 (5)			1:12.84	1:09.07	1:08.54	
6	1346	MULDERS Kaate	NED	17 FEB 2008	4:26.58	4.03	Q				
		53.26 (11)	2:05.71 (7)	3:15.25 (5)	4:26.58 (6)			1:12.45	1:09.54	1:11.33	
7	1357	LÆGRAN Mathea	NOR	11 JUN 2007	4:26.84	4.29					
		52.03 (1)	2:05.57 (14)	3:14.63 (12)	4:26.84 (7)			1:13.54	1:09.06	1:12.21	
8	1398	JESUS Maria	POR	2 JUN 2008	4:28.09	5.54					PB
		52.87 (7)	2:23.29 (11)	3:15.90 (7)	4:28.09 (8)			1:30.42	52.61	1:12.19	
9	1094	TOOMENURM Naomi	EST	20 FEB 2008	4:28.62	6.07					
		52.44 (5)	2:30.46 (13)	3:14.91 (12)	4:28.62 (9)			1:38.02	44.45	1:13.71	
10	1294	SALONIA Viviana	ITA	16 JAN 2007	4:32.40	9.85					
		53.66 (11)	2:04.98 (3)	3:17.74 (9)	4:32.40 (10)			1:11.32	1:12.76	1:14.66	
11	1434	VERNEKER Ana Vita	SLO	3 SEP 2008	4:33.67	11.12					
		53.45 (10)	2:05.81 (8)	3:15.48 (6)	4:33.67 (11)			1:12.36	1:09.67	1:18.19	
12	1505	BJUVE Ebba-Stina	SWE	26 AUG 2007	4:34.16	11.61					
		52.63 (6)	2:05.69 (6)	3:16.42 (8)	4:34.16 (12)			1:13.06	1:10.73	1:17.74	

THU 18 JUL 2024
 Start Time

18:45

Round 1 Heat 2/2
Race Analysis

EUROPEAN U18 BEST	4:06.02 PADUREAN Ana	ROU Pitesti (ROU)	28 JUN 1986
CHAMPIONSHIP BEST	4:18.71 HEALY Sarah	IRL Olimpiai Sportpark, Győr (HUN)	8 JUL 2018
EUROPEAN U18 LEAD	4:11.43 BEKKEMOEN TORBIÖR.	NOR Friidrettsstadion, Jessheim (NOR)	24 MAY 2024

Rank	Bib	Name	Ctry Code	Date of Birth	Result	Time Behind				
							300m	700m	1100m	1500m
13	1255	O'LEARY Jennifer	IRL	28 MAR 2007	4:38.93	16.38				
							52.99 (8)	2:05.98 (10)	3:18.25 (10)	4:38.93 (13)
							1:12.99	1:12.27	1:20.68	
14	1115	PELTOLA Inka	FIN	8 FEB 2007	4:48.92	26.37				
							53.27 (11)	2:05.54 (5)	3:19.29 (11)	4:48.92 (14)
							1:12.27	1:13.75	1:29.63	

Weather conditions

Temperature: 27°C

Humidity: 56%

Conditions: Few clouds

Legend:
PB Personal Best **Q** Qualified by place **SB** Season Best

SAT 20 JUL 2024

Start Time

10:15

Final
Results

EUROPEAN U18 BEST	8:48.28	SZABO Gabriela	ROU Olympic Stadium, Jamsil, Seoul (KOR)	20 SEP 1992
CHAMPIONSHIP BEST	9:18.05	HEALY Sarah	IRL Olimpiai Sportpark, Győr (HUN)	6 JUL 2018
EUROPEAN U18 LEAD	9:14.61	BEKKEMOEN TORBIÖR.	NOR Steinkjerhallen, Steinkjer (NOR)	18 FEB 2024

Rank	Bib	Name	Ctry Code	Date of Birth	Order	Result	
1	1154	PYE Katie Great Britain & Northern Ireland	GBR	1 SEP 2007	8	9:20.25	SB
2	1164	EHRLE Julia Germany	GER	12 AUG 2007	4	9:20.31	PB
3	1146	FORREST Olivia Great Britain & Northern Ireland	GBR	19 DEC 2008	16	9:21.66	PB
4	1244	SZALAI Fanni Hungary	HUN	21 JAN 2008	14	9:23.30	PB
5	1428	RAJ Ema Pika Slovenia	SLO	18 OCT 2008	1	9:30.99	NU18B
6	1351	ABRAHAM TEFFERA Venus Norway	NOR	4 JUL 2008	11	9:31.69	
7	1504	BJERSTRÖM Freja Sweden	SWE	24 JUL 2007	10	9:34.12	PB
8	1137	PORENTRU Laly France	FRA	23 APR 2007	2	9:34.64	
9	1125	DELAUNAY-FOGLINO Lili-Meije France	FRA	16 OCT 2007	15	9:35.04	PB
10	1278	FERRARI Licia Italy	ITA	22 FEB 2007	12	9:35.16	PB
11	1346	MULDERS Kaate Netherlands	NED	17 FEB 2008	6	9:38.40	
12	1219	VALACHA Myrto Greece	GRE	11 SEP 2007	17	9:38.76	SB
13	1352	ALME Tuva Norway	NOR	15 AUG 2008	5	9:42.58	
14	1530	BOYRAZ Döndü Kübra Türkiye	TUR	22 MAY 2007	3	9:54.73	
15	1251	GILL Clodagh Ireland	IRL	30 APR 2007	9	10:00.83	
16	1310	PĒTERSONE Marta Luīze Latvia	LAT	30 DEC 2007	7	10:10.79	
	1182	MILLER Lera Germany	GER	20 MAR 2007	13	DNS	
		Intermediate Times:					
		200m	36.43	1146	FORREST Olivia (GBR)		
		600m	1:53.85	1146	FORREST Olivia (GBR)		
		1000m	3:11.95	1146	FORREST Olivia (GBR)		
		1400m	4:29.18	1146	FORREST Olivia (GBR)		
		1800m	5:46.68	1530	BOYRAZ Döndü Kübra (TUR)		
		2200m	7:00.94	1154	PYE Katie (GBR)		
		2600m	8:11.52	1164	EHRLE Julia (GER)		

Weather conditions

Temperature: 23°C

Humidity: 64%

Conditions: Overcast

Legend:
DNS Did not Start **NU18B** National U18 Best **PB** Personal Best **SB** Season Best

SAT 20 JUL 2024
Start Time

10:15

Final
Race Analysis

EUROPEAN U18 BEST	8:48.28	SZABO Gabriela	ROU Olympic Stadium, Jamsil, Seoul (KOR)	20 SEP 1992
CHAMPIONSHIP BEST	9:18.05	HEALY Sarah	IRL Olimpiai Sportpark, Győr (HUN)	6 JUL 2018
EUROPEAN U18 LEAD	9:14.61	BEKKEMOEN TORBIÖR.	NOR Steinkjerhallen, Steinkjer (NOR)	18 FEB 2024

Rank	Bib	Name	Ctry Code	Date of Birth	Result	Time Behind														
							200m	600m	1000m	1400m	1800m	2200m	2600m	3000m						
1	1154	PYE Katie	GBR	1 SEP 2007	9:20.25															SB
						37.06 (7)	1:54.34 (5)	3:12.32 (5)	4:29.24 (2)	5:45.10	7:00.94 (1)	8:13.42 (2)	9:20.25 (1)							
							1:17.28	1:17.98	1:16.92	1:15.86	1:15.84	1:12.48	1:06.83							
2	1164	EHRLE Julia	GER	12 AUG 2007	9:20.31									0.07						PB
						36.63 (3)	1:54.08 (3)	3:12.06 (2)	4:29.39 (3)	5:45.28	7:01.08 (2)	8:11.52 (1)	9:20.31 (2)							
							1:17.45	1:17.98	1:17.33	1:15.89	1:15.80	1:10.44	1:08.79							
3	1146	FORREST Olivia	GBR	19 DEC 2008	9:21.66									1.42						PB
						36.43 (1)	1:53.85 (1)	3:11.95 (1)	4:29.18 (1)	5:45.31	7:01.24 (3)	8:13.57 (3)	9:21.66 (3)							
							1:17.42	1:18.10	1:17.23	1:16.13	1:15.93	1:12.33	1:08.09							
4	1244	SZALAI Fanni	HUN	21 JAN 2008	9:23.30									3.05						PB
						36.92 (6)	1:54.35 (6)	3:12.48 (6)	4:29.60 (4)	5:45.46	7:01.46 (5)	8:13.75 (4)	9:23.30 (4)							
							1:17.43	1:18.13	1:17.12	1:15.86	1:16.00	1:12.29	1:09.55							
5	1428	RAJ Ema Pika	SLO	18 OCT 2008	9:30.99									10.74						NU18B
						37.41 (9)	1:54.98 (11)	3:13.03 (11)	4:30.32 (12)	5:47.50	7:04.68 (12)	8:20.23 (7)	9:30.99 (5)							
							1:17.57	1:18.05	1:17.29	1:17.18	1:17.18	1:15.55	1:10.76							
6	1351	ABRAHAM TEFFERA Venus	NOR	4 JUL 2008	9:31.69									11.45						
						37.21 (8)	1:54.49 (7)	3:12.51 (7)	4:29.95 (8)	5:45.79	7:01.38 (4)	8:15.10 (5)	9:31.69 (6)							
							1:17.28	1:18.02	1:17.44	1:15.84	1:15.59	1:13.72	1:16.59							
7	1504	BJERSTRÖM Freja	SWE	24 JUL 2007	9:34.12									13.87						PB
						36.84 (6)	1:54.26 (6)	3:12.30 (6)	4:29.82 (2)	5:46.30 (2)	7:03.88 (8)	8:22.18 (11)	9:34.12 (7)							
							1:17.42	1:18.04	1:17.52	1:16.48	1:17.58	1:18.30	1:11.94							
8	1137	POENTRU Laly	FRA	23 APR 2007	9:34.64									14.40						
						36.82 (5)	1:54.75 (9)	3:12.82 (9)	4:29.78 (7)	5:47.19	7:04.06 (10)	8:20.76 (9)	9:34.64 (8)							
							1:17.93	1:18.07	1:16.96	1:17.41	1:16.87	1:16.70	1:13.88							
9	1125	DELAUNAY-FOGLINO Lili-Meije	FRA	16 OCT 2007	9:35.04									14.80						PB
						37.56 (10)	1:54.85 (10)	3:12.87 (10)	4:30.20 (10)	5:47.41	7:04.36 (11)	8:21.13 (10)	9:35.04 (9)							
							1:17.29	1:18.02	1:17.33	1:17.21	1:16.95	1:16.77	1:13.91							
10	1278	FERRARI Licia	ITA	22 FEB 2007	9:35.16									14.92						PB
						37.82 (11)	1:55.28 (12)	3:13.22 (12)	4:30.28 (11)	5:46.19	7:02.10 (6)	8:19.91 (6)	9:35.16 (10)							
							1:17.46	1:17.94	1:17.06	1:15.91	1:15.91	1:17.81	1:15.25							
11	1346	MULDERS Kaate	NED	17 FEB 2008	9:38.40									18.16						
						36.55 (2)	1:53.99 (2)	3:12.08 (3)	4:29.63 (5)	5:45.51	7:02.22 (7)	8:20.29 (8)	9:38.40 (11)							
							1:17.44	1:18.09	1:17.55	1:15.88	1:16.71	1:18.07	1:18.11							
12	1219	VALACHA Myrto	GRE	11 SEP 2007	9:38.76									18.52						SB
						37.85 (12)	1:55.49 (13)	3:13.40 (13)	4:30.15 (9)	5:47.18	7:05.51 (13)	8:23.42 (13)	9:38.76 (12)							
							1:17.64	1:17.91	1:16.75	1:17.03	1:18.33	1:17.91	1:15.34							

SAT 20 JUL 2024
 Start Time

10:15

Final
Race Analysis

EUROPEAN U18 BEST	8:48.28	SZABO Gabriela	ROU Olympic Stadium, Jamsil, Seoul (KOR)	20 SEP 1992
CHAMPIONSHIP BEST	9:18.05	HEALY Sarah	IRL Olimpiai Sportpark, Győr (HUN)	6 JUL 2018
EUROPEAN U18 LEAD	9:14.61	BEKKEMOEN TORBIÖR.	NOR Steinkjerhallen, Steinkjer (NOR)	18 FEB 2024

Rank	Bib	Name	Ctry Code	Date of Birth	Result	Time Behind						
					200m	600m	1000m	1400m	1800m	2200m	2600m	3000m
13	1352	ALME Tuva	NOR	15 AUG 2008	9:42.58	22.34						
					37.21 (9)	1:54.65 (8)	3:12.68 (8)	4:30.05 (3)	5:46.47 (4)	7:04.01 (9)	8:22.63 (12)	9:42.58 (13)
						1:17.44	1:18.03	1:17.37	1:16.42	1:17.54	1:18.62	1:19.95
14	1530	BOYRAZ Döndü Kübra	TUR	22 MAY 2007	9:54.73	34.49						
					36.72 (4)	1:54.15 (4)	3:12.26 (5)	4:29.46 (1)	5:46.68 (1)	7:07.02 (15)	8:30.56 (14)	9:54.73 (14)
						1:17.43	1:18.11	1:17.20	1:17.22	1:20.34	1:23.54	1:24.17
15	1251	GILL Clodagh	IRL	30 APR 2007	10:00.83	40.58						
					37.35 (10)	1:54.69 (11)	3:12.73 (11)	4:29.94 (3)	5:46.93 (3)	7:06.89 (14)	8:33.84 (15)	10:00.83 (15)
						1:17.34	1:18.04	1:17.21	1:16.99	1:19.96	1:26.95	1:26.99
16	1310	PĚTERSONE Marta Luíze	LAT	30 DEC 2007	10:10.79	50.55						
					38.04 (13)	1:55.79 (14)	3:13.94 (14)	4:33.92 (13)	5:56.75	7:22.75 (16)	8:49.71 (16)	10:10.79 (16)
						1:17.75	1:18.15	1:19.98	1:22.83	1:26.00	1:26.96	1:21.08
	1182	MILLER Lera	GER	20 MAR 2007	DNS							

Weather conditions

Temperature: 23°C

Humidity: 64%

Conditions: Overcast

Legend:
DNS Did not Start **NU18B** National U18 Best **PB** Personal Best **SB** Season Best

Results

EUROPEAN U18 BEST	6:07.72	KALLABIS Jolanda	GER Moselstadion, Trier (GER)	9 SEP 2022
CHAMPIONSHIP BEST	6:20.22	KALLABIS Jolanda	GER Givat Ram Stadium, Jerusalem (ISR)	6 JUL 2022
EUROPEAN U18 LEAD	6:30.41	SOTO Nadia	ESP Castellón (ESP)	22 MAY 2024

Rank	Bib	Name	Ctry Code	Date of Birth	Order	Result	
1	1355	BERNTSEN Astrid Cecilie Norway	NOR	12 JUL 2007	9	6:32.11	PB
2	1039	BERKOVÁ Ema Czechia	CZE	1 JAN 2007	4	6:34.63	PB
3	1082	SOTO Nadia Spain	ESP	28 DEC 2007	8	6:35.04	
4	1122	BASTIDE Valentine France	FRA	11 APR 2007	12	6:36.43	PB
5	1523	SÖDERLUND LARSSON Majken Sweden	SWE	26 JUN 2007	6	6:39.38	SB
6	1539	DUBENETS Daria Ukraine	UKR	28 MAY 2007	10	6:39.64	NU18B
7	1147	JAMES Ava Great Britain & Northern Ireland	GBR	22 JUL 2008	13	6:44.37	
8	1132	MARTIN Adèle France	FRA	20 JUL 2007	7	6:44.50	PB
9	1216	STAMATOPOULOU Ioanna Greece	GRE	28 NOV 2008	5	6:44.57	NU18B
10	1527	AKÇIÇEK Elif Türkiye	TUR	13 SEP 2008	11	6:45.01	PB
11	1010	BYL Clémentine Belgium	BEL	19 SEP 2008	14	6:49.41	
12	1075	MARTINEZ Sabela Spain	ESP	24 AUG 2008	3	6:54.95	
13	1170	HANSELMANN Leni Germany	GER	1 JAN 2007	2	7:08.00	
14	1151	LE FAY Rae Great Britain & Northern Ireland	GBR	18 MAR 2007	1	7:16.28	

Weather conditions

Temperature: 25°C Humidity: 56% Conditions: Overcast

Legend:	NU18B National U18 Best	PB Personal Best	SB Season Best
----------------	--------------------------------	-------------------------	-----------------------

Results

EUROPEAN U18 BEST	6:07.72	KALLABIS Jolanda	GER	Moselstadion, Trier (GER)	9 SEP 2022
CHAMPIONSHIP BEST	6:20.22	KALLABIS Jolanda	GER	Givat Ram Stadium, Jerusalem (ISR)	6 JUL 2022
EUROPEAN U18 LEAD	6:30.41	SOTO Nadia	ESP	Castellón (ESP)	22 MAY 2024

HEAT 1 Start Time: 11:25

Rank	Bib	Name	Ctry Code	Date of Birth	Order	Result	
1	1355	BERNTSEN Astrid Cecilie Norway	NOR	12 JUL 2007	5	6:47.96	Q
2	1539	DUBENETS Daria Ukraine	UKR	28 MAY 2007	2	6:48.47	Q PB
3	1216	STAMATOPOULOU Ioanna Greece	GRE	28 NOV 2008	7	6:49.16	Q
4	1132	MARTIN Adèle France	FRA	20 JUL 2007	15	6:49.68	Q
5	1523	SÖDERLUND LARSSON Majken Sweden	SWE	26 JUN 2007	17	6:49.73	Q
6	1151	LE FAY Rae Great Britain & Northern Ireland	GBR	1 JAN 2007	12	6:50.52	Q
7	1075	MARTINEZ Sabela Spain	ESP	24 AUG 2008	13	6:50.53	Q
8	1182	MILLER Lera Germany	GER	20 MAR 2007	16	6:50.55	
9	1266	YACOBI Ofri Israel	ISR	16 NOV 2008	9	6:54.74	NU18B
10	1387	SZYMAŃSKA Zuzanna Poland	POL	3 NOV 2008	18	6:57.93	
11	1416	BALAŽIC Lara Slovenia	SLO	1 JAN 2008	14	6:58.67	PB
12	1268	BERNARDINI Asia Italy	ITA	21 OCT 2007	1	6:58.74	
13	1399	KHVAS Cátia Portugal	POR	20 JAN 2007	11	6:59.59	PB
14	1228	DOLMÁNY Emma Hungary	HUN	23 MAR 2007	8	7:01.71	PB
15	1333	MOCAN Nicoleta Moldova	MDA	14 JUL 2008	4	7:10.01	
16	1035	ZUZZI Chiara Croatia	CRO	8 OCT 2008	10	7:13.20	
17	1496	POPOVIČOVÁ Vивиána Slovak Republic	SVK	28 JAN 2008	6	7:13.23	
	1347	TEN BRUGGENCATE Rosalie Netherlands	NED	1 JAN 2008	3	DQ	TR23.7.1

HEAT 2 Start Time: 11:38

Rank	Bib	Name	Ctry Code	Date of Birth	Order	Result	
1	1122	BASTIDE Valentine France	FRA	11 APR 2007	18	6:43.98	Q
2	1147	JAMES Ava Great Britain & Northern Ireland	GBR	22 JUL 2008	4	6:44.37	Q PB
3	1082	SOTO Nadia Spain	ESP	28 DEC 2007	3	6:44.88	Q
4	1527	AKÇIÇEK Elif Türkiye	TUR	13 SEP 2008	13	6:47.06	Q
5	1039	BERKOVÁ Ema Czechia	CZE	1 JAN 2007	8	6:47.24	Q
6	1170	HANSELMANN Leni Germany	GER	1 JAN 2007	15	6:48.54	Q
7	1010	BYL Clémentine Belgium	BEL	19 SEP 2008	10	6:48.77	Q PB

Results

EUROPEAN U18 BEST	6:07.72	KALLABIS Jolanda	GER	Moselstadion, Trier (GER)	9 SEP 2022
CHAMPIONSHIP BEST	6:20.22	KALLABIS Jolanda	GER	Givat Ram Stadium, Jerusalem (ISR)	6 JUL 2022
EUROPEAN U18 LEAD	6:30.41	SOTO Nadia	ESP	Castellón (ESP)	22 MAY 2024

HEAT 2 Start Time: 11:38

Rank	Bib	Name	Ctry Code	Date of Birth	Order	Result	
8	1524	SZALKAI Fanny Sweden	SWE	8 OCT 2008	12	6:49.27	
9	1464	RAHM Amaja Switzerland	SUI	1 JAN 2007	7	6:52.56	PB
10	1111	MERTSALO Klaara Finland	FIN	27 NOV 2008	9	6:52.91	PB
11	1330	LOPES Elena Luxembourg	LUX	1 JAN 2008	2	6:56.64	NU18B
12	1280	FRANZOLINI Giorgia Italy	ITA	18 JUL 2007	5	6:58.64	
13	1019	ENI Pamela Bulgaria	BUL	28 SEP 2007	11	7:00.67	
14	1417	BILBAN Sara Slovenia	SLO	6 APR 2007	14	7:09.62	
15	1492	HVORKOVÁ Ela Slovak Republic	SVK	20 JUL 2008	16	7:13.91	
16	1200	BOUGA Veroniki Greece	GRE	9 NOV 2007	17	7:15.94	
17	1309	OZOLA Laura Latvia	LAT	3 SEP 2007	1	7:54.79	
	1388	THAMM Michalina Poland	POL	18 APR 2007	6	DNF	

Qualification: First 7 in each heat (Q) advance to the Final

Weather conditions at the beginning of the 1st heat

Temperature: 21°C

Humidity: 76%

Conditions: Partly cloudy

Note:

TR23.7.1 - Stepping beside the water jump

Legend:

DNF	Did not Finish	DQ	Disqualified	NU18B	National U18 Best	PB	Personal Best
Q	Qualified by place	TR	Technical Rule				

Results Summary

EUROPEAN U18 BEST	6:07.72	KALLABIS Jolanda	GER	Moselstadion, Trier (GER)	9 SEP 2022
CHAMPIONSHIP BEST	6:20.22	KALLABIS Jolanda	GER	Givat Ram Stadium, Jerusalem (ISR)	6 JUL 2022
EUROPEAN U18 LEAD	6:30.41	SOTO Nadia	ESP	Castellón (ESP)	22 MAY 2024

Rank	Bib	Name	Ctry Code	Heat	Order	Position	Time	
1	1122	BASTIDE Valentine	FRA	2	18	1	6:43.98	Q
2	1147	JAMES Ava	GBR	2	4	2	6:44.37	Q PB
3	1082	SOTO Nadia	ESP	2	3	3	6:44.88	Q
4	1527	AKÇIÇEK Elif	TUR	2	13	4	6:47.06	Q
5	1039	BERKOVÁ Ema	CZE	2	8	5	6:47.24	Q
6	1355	BERNTSEN Astrid Cecilie	NOR	1	5	1	6:47.96	Q
7	1539	DUBENETS Daria	UKR	1	2	2	6:48.47	Q PB
8	1170	HANSELMANN Leni	GER	2	15	6	6:48.54	Q
9	1010	BYL Clémentine	BEL	2	10	7	6:48.77	Q PB
10	1216	STAMATOPOULOU Ioanna	GRE	1	7	3	6:49.16	Q
11	1524	SZALKAI Fanny	SWE	2	12	8	6:49.27	
12	1132	MARTIN Adéle	FRA	1	15	4	6:49.68	Q
13	1523	SÖDERLUND LARSSON Majken	SWE	1	17	5	6:49.73	Q
14	1151	LE FAY Rae	GBR	1	12	6	6:50.52	Q
15	1075	MARTINEZ Sabela	ESP	1	13	7	6:50.53	Q
16	1182	MILLER Lera	GER	1	16	8	6:50.55	
17	1464	RAHM Amaja	SUI	2	7	9	6:52.56	PB
18	1111	MERTSALO Klaara	FIN	2	9	10	6:52.91	PB
19	1266	YACOBI Ofri	ISR	1	9	9	6:54.74	NU18B
20	1330	LOPES Elena	LUX	2	2	11	6:56.64	NU18B
21	1387	SZYMAŃSKA Zuzanna	POL	1	18	10	6:57.93	
22	1280	FRANZOLINI Giorgia	ITA	2	5	12	6:58.64	
23	1416	BALAŽIC Lara	SLO	1	14	11	6:58.67	PB
24	1268	BERNARDINI Asia	ITA	1	1	12	6:58.74	
25	1399	KHVAS Cátia	POR	1	11	13	6:59.59	PB
26	1019	ENI Pamela	BUL	2	11	13	7:00.67	
27	1228	DOLMÁNY Emma	HUN	1	8	14	7:01.71	PB
28	1417	BILBAN Sara	SLO	2	14	14	7:09.62	
29	1333	MOCAN Nicoleta	MDA	1	4	15	7:10.01	
30	1035	ZUZZI Chiara	CRO	1	10	16	7:13.20	
31	1496	POPOVIČOVÁ Vивиána	SVK	1	6	17	7:13.23	
32	1492	HVORKOVÁ Ela	SVK	2	16	15	7:13.91	
33	1200	BOUGA Veroniki	GRE	2	17	16	7:15.94	
34	1309	OZOLA Laura	LAT	2	1	17	7:54.79	
	1388	THAMM Michalina	POL	2	6		DNF	
	1347	TEN BRUGGENCATE Rosalie	NED	1	3		DQ	TR23.7.1

Qualification: First 7 in each heat (Q) advance to the Final

Note:
TR23.7.1 - Stepping beside the water jump

Legend:
DNF Did not Finish
Q Qualified by place
DQ Disqualified
TR Disqualified Technical Rule
NU18B National U18 Best
PB Personal Best

FRI 19 JUL 2024
 Start Time

20:30

Final
100m Hurdles (76.2cm) Women
Results

EUROPEAN U18 BEST	12.86	FRLIČKOVÁ Laura	SVK	Banská Bystrica (SVK)	18 JUL 2024
CHAMPIONSHIP BEST	12.86	FRLIČKOVÁ Laura	SVK	Banská Bystrica (SVK)	18 JUL 2024
EUROPEAN U18 LEAD	12.86	FRLIČKOVÁ Laura	SVK	Banská Bystrica (SVK)	18 JUL 2024

Wind: +0.2 m/s

Rank	Bib	Name	Ctry Code	Date of Birth	Lane	Reaction Time	Result
1	1486	FRLIČKOVÁ Laura Slovak Republic	SVK	15 JAN 2007	3	0.153	12.97
2	1384	ROJEK Zofia Poland	POL	3 FEB 2007	2	0.188	13.33
3	1128	KINGUE Auxane France	FRA	24 APR 2008	5	0.200	13.37 PB
4	1430	SEKNE Hana Slovenia	SLO	5 APR 2007	7	0.201	13.43 PB
5	1017	DELIVERSKA Iva Bulgaria	BUL	20 NOV 2008	6	0.218	13.47
6	1136	PAWLOWICZ Lenny France	FRA	15 AUG 2007	8	0.187	13.90
7	1183	NDASI Daryl Germany	GER	1 JAN 2008	4	0.175	20.14
8	1353	ASDAL HANSEN Oda Norway	NOR	11 AUG 2007	1	0.120	21.42

Weather conditions

Temperature: 26°C

Humidity: 57%

Conditions: Few clouds

Legend:
PB Personal Best

FRI 19 JUL 2024
 Start Time

17:22

Semi-Finals
100m Hurdles (76.2cm) Women
Results

EUROPEAN U18 BEST	12.86	FRLIČKOVÁ Laura	SVK	Banská Bystrica (SVK)	18 JUL 2024
CHAMPIONSHIP BEST	12.86	FRLIČKOVÁ Laura	SVK	Banská Bystrica (SVK)	18 JUL 2024
EUROPEAN U18 LEAD	12.86	FRLIČKOVÁ Laura	SVK	Banská Bystrica (SVK)	18 JUL 2024

SEMI-FINAL 1

Start Time: 17:22

Wind: -0.7 m/s

Rank	Bib	Name	Ctry Code	Date of Birth	Lane	Reaction Time	Result	
1	1017	DELIVERSKA Iva Bulgaria	BUL	20 NOV 2008	4	0.217	13.50	Q
2	1430	SEKNE Hana Slovenia	SLO	5 APR 2007	5	0.173	13.59	Q
3	1136	PAWLOWICZ Lenny France	FRA	15 AUG 2007	3	0.205	13.68	q
4	1087	MATSALU Pia Lauren Estonia	EST	18 DEC 2007	6	0.148	13.85	
5	1272	CIOCCOLONI Veronica Italy	ITA	6 SEP 2007	7	0.189	13.87	
6	1374	MICHALUK Vanessa Poland	POL	30 DEC 2008	2	0.234	13.88	
7	1461	LIEM Sereina Switzerland	SUI	1 JAN 2008	8	0.175	13.97	
8	1511	FAKELIUS Astrid Sweden	SWE	13 MAR 2008	1	0.233	14.05	

SEMI-FINAL 2

Start Time: 17:28

Wind: +0.4 m/s

Rank	Bib	Name	Ctry Code	Date of Birth	Lane	Reaction Time	Result	
1	1486	FRLIČKOVÁ Laura Slovak Republic	SVK	15 JAN 2007	3	0.162	13.18	Q
2	1128	KINGUE Auxane France	FRA	24 APR 2008	6	0.182	13.56	Q
3	1353	ASDAL HANSEN Oda Norway	NOR	11 AUG 2007	4	0.265	13.58	q PB
4	1441	GOLUBOVIĆ Teodora Serbia	SRB	3 APR 2007	7	0.174	13.71	
5	1179	KLOTZ Aurora Germany	GER	21 NOV 2007	8	0.165	13.77	
6	1071	JIMENEZ Emma Spain	ESP	7 MAR 2007	2	0.181	13.86	
7	1253	MANNION Orlaith Ireland	IRL	28 DEC 2007	1	0.167	13.98	
	1510	ERKFELDT Lisa Sweden	SWE	1 MAY 2007	5	0.163	DNF	

SEMI-FINAL 3

Start Time: 17:34

Wind: -0.3 m/s

Rank	Bib	Name	Ctry Code	Date of Birth	Lane	Reaction Time	Result	
1	1183	NDASI Daryl Germany	GER	1 JAN 2008	4	0.157	13.43	Q
2	1384	ROJEK Zofia Poland	POL	3 FEB 2007	5	0.182	13.66	Q
3	1053	VAVŘINOVÁ Klára Czechia	CZE	1 JAN 2007	3	0.201	13.75	
4	1114	NISKALA Anni Finland	FIN	4 NOV 2008	6	0.169	13.84	
5	1290	MASIERO Vittoria Italy	ITA	19 APR 2007	7	0.173	13.98	
6	1084	TEJERO Iratxe Spain	ESP	17 MAY 2007	1	0.206	14.06	
7	1485	ĎURIŠOVÁ Petra Slovak Republic	SVK	3 JUL 2007	8	0.203	14.23	

FRI 19 JUL 2024
 Start Time

17:22

Semi-Finals
100m Hurdles (76.2cm) Women
Results

EUROPEAN U18 BEST	12.86	FRLIČKOVÁ Laura	SVK	Banská Bystrica (SVK)	18 JUL 2024
CHAMPIONSHIP BEST	12.86	FRLIČKOVÁ Laura	SVK	Banská Bystrica (SVK)	18 JUL 2024
EUROPEAN U18 LEAD	12.86	FRLIČKOVÁ Laura	SVK	Banská Bystrica (SVK)	18 JUL 2024

SEMI-FINAL 3

Start Time: 17:34

Wind: -0.3 m/s

Rank	Bib	Name	Ctry Code	Date of Birth	Lane	Reaction Time	Result
	1027	BARBARIĆ Eva Croatia	CRO	28 OCT 2008	2	0.355	DNF

Qualification: First 2 in each heat (Q) and the next 2 fastest (q) advance to the Final

Weather conditions at the beginning of the 1st heat

Temperature: 28°C

Humidity: 49%

Conditions: Sunny

Legend:	DNF Did not Finish	PB Personal Best	Q Qualified by place	q Qualified by time
----------------	---------------------------	-------------------------	-----------------------------	----------------------------

FRI 19 JUL 2024
 Start Time

17:22

Semi-Finals
100m Hurdles (76.2cm) Women
Results Summary

EUROPEAN U18 BEST	12.86	FRLIČKOVÁ Laura	SVK	Banská Bystrica (SVK)	18 JUL 2024
CHAMPIONSHIP BEST	12.86	FRLIČKOVÁ Laura	SVK	Banská Bystrica (SVK)	18 JUL 2024
EUROPEAN U18 LEAD	12.86	FRLIČKOVÁ Laura	SVK	Banská Bystrica (SVK)	18 JUL 2024

Rank	Bib	Name	Ctry Code	Heat	Lane	Position	Wind	Time	
1	1486	FRLIČKOVÁ Laura	SVK	2	3	1	+0.4	13.18	Q
2	1183	NDASI Daryl	GER	3	4	1	-0.3	13.43	Q
3	1017	DELIVERSKA Iva	BUL	1	4	1	-0.7	13.50	Q
4	1128	KINGUE Auxane	FRA	2	6	2	+0.4	13.56	Q
5	1353	ASDAL HANSEN Oda	NOR	2	4	3	+0.4	13.58	q PB
6	1430	SEKNE Hana	SLO	1	5	2	-0.7	13.59	Q
7	1384	ROJEK Zofia	POL	3	5	2	-0.3	13.66	Q
8	1136	PAWLOWICZ Lenny	FRA	1	3	3	-0.7	13.68	q
9	1441	GOLUBOVIĆ Teodora	SRB	2	7	4	+0.4	13.71	
10	1053	VAVŘINOVÁ Klára	CZE	3	3	3	-0.3	13.75	
11	1179	KLOTZ Aurora	GER	2	8	5	+0.4	13.77	
12	1114	NISKALA Anni	FIN	3	6	4	-0.3	13.84	
13	1087	MATSALU Pia Lauren	EST	1	6	4	-0.7	13.85	
14	1071	JIMENEZ Emma	ESP	2	2	6	+0.4	13.86	
15	1272	CIOCCOLONI Veronica	ITA	1	7	5	-0.7	13.87	
16	1374	MICHALUK Vanessa	POL	1	2	6	-0.7	13.88	
17	1461	LIEM Sereina	SUI	1	8	7	-0.7	13.97	
18	1290	MASIERO Vittoria	ITA	3	7	5	-0.3	13.98 (.971)	
19	1253	MANNION Orlaith	IRL	2	1	7	+0.4	13.98 (.978)	
20	1511	FAKELIUS Astrid	SWE	1	1	8	-0.7	14.05	
21	1084	TEJERO Iratxe	ESP	3	1	6	-0.3	14.06	
22	1485	ĐURIŠOVÁ Petra	SVK	3	8	7	-0.3	14.23	
	1027	BARBARIĆ Eva	CRO	3	2			DNF	
	1510	ERKFELDT Lisa	SWE	2	5			DNF	

Qualification: First 2 in each heat (Q) and the next 2 fastest (q) advance to the Final

Legend:	DNF Did not Finish	PB Personal Best	Q Qualified by place	q Qualified by time
----------------	---------------------------	-------------------------	-----------------------------	----------------------------

THU 18 JUL 2024
 Start Time

17:55

Round 1
100m Hurdles (76.2cm) Women
Results

EUROPEAN U18 BEST	12.98 SAMBA-MAYELA Cyréna	FRA	Kasarani, Nairobi (KEN)	15 JUL 2017
CHAMPIONSHIP BEST	13.05 MCINTOSH Mia	GBR	Givat Ram Stadium, Jerusalem (ISR)	5 JUL 2022
EUROPEAN U18 LEAD	13.12 VIRJONEN Enni	FIN	Banská Bystrica (SVK)	18 JUL 2024

HEAT 1 Start Time: 17:55

Wind: +2.1 m/s

Rank	Bib	Name	Ctry Code	Date of Birth	Lane	Reaction Time	Result	
1	1017	DELIVERSKA Iva Bulgaria	BUL	20 NOV 2008	7	0.245	13.47	Q
2	1053	VAVŘINOVÁ Klára Czechia	CZE	1 JAN 2007	5	0.219	13.50	Q
3	1114	NISKALA Anni Finland	FIN	4 NOV 2008	8	0.154	13.53	Q
4	1272	CIOCCOLONI Veronica Italy	ITA	6 SEP 2007	2	0.200	13.68	Q
5	1461	LIEM Sereina Switzerland	SUI	1 JAN 2008	1	0.176	13.70	q
6	1407	CIUCULAN Diana-Maria Romania	ROU	1 JAN 2008	6	0.184	13.91	
7	1086	LOKOTAR Johanna Estonia	EST	7 JAN 2007	4	0.185	14.24	
8	1323	GRIGAITYTĖ Kamilė Lithuania	LTU	8 MAY 2007	3	0.141	14.29	

HEAT 2 Start Time: 18:02

Wind: +1.2 m/s

Rank	Bib	Name	Ctry Code	Date of Birth	Lane	Reaction Time	Result	
1	1183	NDASI Daryl Germany	GER	1 JAN 2008	4	0.180	13.53	Q
2	1087	MATSALU Pia Lauren Estonia	EST	18 DEC 2007	3	0.169	13.72	Q PB
3	1290	MASIERO Vittoria Italy	ITA	19 APR 2007	2	0.203	13.77	Q
4	1253	MANNION Orlaith Ireland	IRL	28 DEC 2007	7	0.142	13.92	Q
5	1217	SYMEONIDOU Sofia Greece	GRE	3 JAN 2007	6	0.198	13.95	
6	1029	BUJAN Jana Croatia	CRO	2 NOV 2007	8	0.204	14.04 (.036)	
7	1100	HIRVELÄ Linnea Finland	FIN	25 JUN 2007	5	0.194	14.04 (.039)	

HEAT 3 Start Time: 18:09

Wind: +1.2 m/s

Rank	Bib	Name	Ctry Code	Date of Birth	Lane	Reaction Time	Result	
1	1430	SEKNE Hana Slovenia	SLO	5 APR 2007	6	0.166	13.52	Q
2	1136	PAWLOWICZ Lenny France	FRA	15 AUG 2007	5	0.199	13.58	Q PB
3	1374	MICHALUK Vanessa Poland	POL	30 DEC 2008	2	0.231	13.77	Q
4	1485	ĎURIŠOVÁ Petra Slovak Republic	SVK	3 JUL 2007	4	0.288	13.88	Q PB
5	1395	ALMEIDA Tatiana Portugal	POR	12 JAN 2007	1	0.229	13.90	
6	1047	POŠTULKOVÁ Petra Czechia	CZE	1 JAN 2007	7	0.157	13.96	
7	1314	RUTKA Rūta Latvia	LAT	21 APR 2008	3	0.175	14.24	
8	1405	BARBU Safira Mara Romania	ROU	1 JAN 2007	8	0.165	14.32	

THU 18 JUL 2024
 Start Time

17:55

Round 1
100m Hurdles (76.2cm) Women
Results

EUROPEAN U18 BEST	12.98 SAMBA-MAYELA Cyréna	FRA	Kasarani, Nairobi (KEN)	15 JUL 2017
CHAMPIONSHIP BEST	13.05 MCINTOSH Mia	GBR	Givat Ram Stadium, Jerusalem (ISR)	5 JUL 2022
EUROPEAN U18 LEAD	13.12 VIRJONEN Enni	FIN	Banská Bystrica (SVK)	18 JUL 2024

HEAT 4 Start Time: 18:16

Wind: +1.3 m/s

Rank	Bib	Name	Ctry Code	Date of Birth	Lane	Reaction Time	Result	
1	1384	ROJEK Zofia Poland	POL	3 FEB 2007	2	0.185	13.36	Q
2	1510	ERKFELDT Lisa Sweden	SWE	1 MAY 2007	5	0.158	13.45	Q PB
3	1353	ASDAL HANSEN Oda Norway	NOR	11 AUG 2007	1	0.205	13.62	Q PB
4	1027	BARBARIĆ Eva Croatia	CRO	28 OCT 2008	3	0.216	13.73	Q
5	1084	TEJERO Iratxe Spain	ESP	17 MAY 2007	8	0.200	13.85	q
6	1467	ROSA Emma Switzerland	SUI	1 JAN 2007	7	0.159	14.17	
7	1328	HOFFMANN Zoe Luxembourg	LUX	1 JAN 2008	6	0.180	14.32	PB
8	1404	SAMPAIO Madalena Portugal	POR	20 MAR 2008	4	0.170	20.65	

HEAT 5 Start Time: 18:23

Wind: +2.0 m/s

Rank	Bib	Name	Ctry Code	Date of Birth	Lane	Reaction Time	Result	
1	1486	FRLIČKOVÁ Laura Slovak Republic	SVK	15 JAN 2007	5	0.171	12.86	Q EU18B
2	1128	KINGUE Auxane France	FRA	24 APR 2008	2	0.219	13.46	Q PB
3	1441	GOLUBOVIĆ Teodora Serbia	SRB	3 APR 2007	8	0.153	13.62	Q =NU18B
4	1071	JIMENEZ Emma Spain	ESP	7 MAR 2007	3	0.159	13.76	Q PB
5	1511	FAKELIUS Astrid Sweden	SWE	13 MAR 2008	4	0.185	13.78 (.775)	q PB
6	1179	KLOTZ Aurora Germany	GER	21 NOV 2007	7	0.168	13.78 (.780)	q
7	1305	ČIRULE Elizabete Latvia	LAT	23 AUG 2007	6	0.159	14.06	SB

Qualification: First 4 in each heat (Q) and the next 4 fastest (q) advance to the Semi-Finals

Weather conditions at the beginning of the 1st heat

Temperature: 29°C Humidity: 52% Conditions: Few clouds

Legend:	Equal National U18 Best	EU18B	European U18 Best	PB	Personal Best	Q	Qualified by place
=NU18B	Qualified by time	SB	Season Best				
q							

Results Summary

EUROPEAN U18 BEST	12.98	SAMBA-MAYELA Cyréna	FRA	Kasarani, Nairobi (KEN)	15 JUL 2017
CHAMPIONSHIP BEST	13.05	MCINTOSH Mia	GBR	Givat Ram Stadium, Jerusalem (ISR)	5 JUL 2022
EUROPEAN U18 LEAD	13.12	VIRJONEN Enni	FIN	Banská Bystrica (SVK)	18 JUL 2024

Rank	Bib	Name	Ctry Code	Heat	Lane	Position	Wind	Time		
1	1486	FRLIČKOVÁ Laura	SVK	5	5	1	+2.0	12.86	Q	EU18B
2	1384	ROJEK Zofia	POL	4	2	1	+1.3	13.36	Q	
3	1510	ERKFELDT Lisa	SWE	4	5	2	+1.3	13.45	Q	PB
4	1128	KINGUE Auxane	FRA	5	2	2	+2.0	13.46	Q	PB
5	1017	DELIVERSKA Iva	BUL	1	7	1	+2.1	13.47	Q	
6	1053	VAVŘINOVÁ Klára	CZE	1	5	2	+2.1	13.50	Q	
7	1430	SEKNE Hana	SLO	3	6	1	+1.2	13.52	Q	
8	1183	NDASI Daryl	GER	2	4	1	+1.2	13.53 (.521)	Q	
9	1114	NISKALA Anni	FIN	1	8	3	+2.1	13.53 (.527)	Q	
10	1136	PAWLOWICZ Lenny	FRA	3	5	2	+1.2	13.58	Q	PB
11	1353	ASDAL HANSEN Oda	NOR	4	1	3	+1.3	13.62 (.613)	Q	PB
12	1441	GOLUBOVIĆ Teodora	SRB	5	8	3	+2.0	13.62 (.614)	Q	=NU18B
13	1272	CIOCCOLONI Veronica	ITA	1	2	4	+2.1	13.68	Q	
14	1461	LIEM Sereina	SUI	1	1	5	+2.1	13.70	q	
15	1087	MATSALU Pia Lauren	EST	2	3	2	+1.2	13.72	Q	PB
16	1027	BARBARIĆ Eva	CRO	4	3	4	+1.3	13.73	Q	
17	1071	JIMENEZ Emma	ESP	5	3	4	+2.0	13.76	Q	PB
18	1290	MASIERO Vittoria	ITA	2	2	3	+1.2	13.77 (.762)	Q	
19	1374	MICHALUK Vanessa	POL	3	2	3	+1.2	13.77 (.767)	Q	
20	1511	FAKELIUS Astrid	SWE	5	4	5	+2.0	13.78 (.775)	q	PB
21	1179	KLOTZ Aurora	GER	5	7	6	+2.0	13.78 (.780)	q	
22	1084	TEJERO Iratxe	ESP	4	8	5	+1.3	13.85	q	
23	1485	ĐURIŠOVÁ Petra	SVK	3	4	4	+1.2	13.88	Q	PB
24	1395	ALMEIDA Tatiana	POR	3	1	5	+1.2	13.90		
25	1407	CIUCULAN Diana-Maria	ROU	1	6	6	+2.1	13.91		
26	1253	MANNION Orlaith	IRL	2	7	4	+1.2	13.92	Q	
27	1217	SYMEONIDOU Sofia	GRE	2	6	5	+1.2	13.95		
28	1047	POŠTULKOVÁ Petra	CZE	3	7	6	+1.2	13.96		
29	1029	BUJAN Jana	CRO	2	8	6	+1.2	14.04 (.036)		
30	1100	HIRVELÄ Linnea	FIN	2	5	7	+1.2	14.04 (.039)		
31	1305	CIRULE Elizabete	LAT	5	6	7	+2.0	14.06		SB
32	1467	ROSA Emma	SUI	4	7	6	+1.3	14.17		
33	1314	RUTKA Rūta	LAT	3	3	7	+1.2	14.24 (.231)		
34	1086	LOKOTAR Johanna	EST	1	4	7	+2.1	14.24 (.238)		
35	1323	GRIGAITYTĖ Kamilė	LTU	1	3	8	+2.1	14.29		
36	1328	HOFFMANN Zoe	LUX	4	6	7	+1.3	14.32 (.311)		PB
37	1405	BARBU Safira Mara	ROU	3	8	8	+1.2	14.32 (.320)		
38	1404	SAMPAIO Madalena	POR	4	4	8	+1.3	20.65		

Qualification: First 4 in each heat (Q) and the next 4 fastest (q) advance to the Semi-Finals

Legend:	Equal National U18 Best	EU18B	European U18 Best	PB	Personal Best	Q	Qualified by place
=NU18B	Qualified by time	SB	Season Best				
q							

SUN 21 JUL 2024
 Start Time

18:35

Final
Results

EUROPEAN U18 BEST	56.01	SHTEREVA Radostina	BUL	Rudolf Tonn Stadion, Schwechat (AUT)	28 AUG 1983
CHAMPIONSHIP BEST	58.09	PYE Ophelia	GBR	Givat Ram Stadium, Jerusalem (ISR)	7 JUL 2022
EUROPEAN U18 LEAD	57.75	UŤÁ Alexandra Štefania	ROU	Športni park, Slovenska Bistrica (SLO)	18 MAY 2024

Rank	Bib	Name	Ctry Code	Date of Birth	Lane	Reaction Time	Result	
1	1048	RADOVÁ Nina Czechia	CZE	25 MAY 2007	5	0.169	58.00	CB
2	1027	BARBARIĆ Eva Croatia	CRO	28 OCT 2008	3	0.244	58.85	PB
3	1138	POUZANCRE-HOYER Lalie France	FRA	11 FEB 2007	7	0.200	59.07	PB
4	1273	COPIELLO Sofia Italy	ITA	3 APR 2007	6	0.247	59.18	PB
5	1349	VAN GILS Zoë Netherlands	NED	1 JAN 2008	8	0.229	59.91	
6	1166	FEIRLE Rebekka Germany	GER	1 JAN 2007	4	0.171	59.94	
7	1101	JUNTUNEN Emma Finland	FIN	16 MAY 2008	2	0.165	1:01.10	
8	1401	NEVES Cristina Portugal	POR	1 JAN 2007	1	0.243	1:01.97	

Weather conditions

Temperature: 27°C

Humidity: 53%

Conditions: Sunny

Legend:
CB Championship Best **PB** Personal Best

SAT 20 JUL 2024
Start Time

12:45

Semi-Finals
Results

EUROPEAN U18 BEST	56.01	SHTEREVA Radostina	BUL	Rudolf Tonn Stadion, Schwechat (AUT)	28 AUG 1983
CHAMPIONSHIP BEST	58.09	PYE Ophelia	GBR	Givat Ram Stadium, Jerusalem (ISR)	7 JUL 2022
EUROPEAN U18 LEAD	57.75	UŤÁ Alexandra Štefania	ROU	Športni park, Slovenska Bistrica (SLO)	18 MAY 2024

SEMI-FINAL 1 Start Time: 12:45

Rank	Bib	Name	Ctry Code	Date of Birth	Lane	Reaction Time	Result	
1	1273	COPIELLO Sofia Italy	ITA	3 APR 2007	7	0.309	59.47	Q
2	1027	BARBARIĆ Eva Croatia	CRO	28 OCT 2008	4	0.238	59.77	Q PB
3	1401	NEVES Cristina Portugal	POR	1 JAN 2007	6	0.215	1:00.58	q PB
4	1131	LOPEZ Alicia France	FRA	29 OCT 2007	3	0.227	1:01.47	
5	1187	PÖPELMANN Lynn Germany	GER	1 JAN 2008	5	0.356	1:01.49	
6	1058	AGUERRALDE Alaine Spain	ESP	21 NOV 2007	8	0.285	1:01.92	
7	1307	KOZLOVA Ksenija Latvia	LAT	28 SEP 2007	1	0.199	1:02.12	
8	1233	HARGITTAI Zsófia Hungary	HUN	20 OCT 2008	2	0.344	1:02.69	

SEMI-FINAL 2 Start Time: 12:51

Rank	Bib	Name	Ctry Code	Date of Birth	Lane	Reaction Time	Result	
1	1048	RADOVÁ Nina Czechia	CZE	25 MAY 2007	6	0.231	58.99	Q
2	1138	POUZANCRE-HOYER Lalie France	FRA	11 FEB 2007	5	0.187	59.62	Q PB
3	1073	MADARIAGA Itsaso Spain	ESP	24 JAN 2007	3	0.168	1:00.85	
4	1241	PRUTKAY Kata Hungary	HUN	14 JUL 2008	4	0.249	1:01.99	
5	1107	LAHTI Matilda Finland	FIN	4 JUL 2007	2	0.286	1:02.36	
6	1277	FALLETI Benedetta Italy	ITA	30 JAN 2007	8	0.193	1:02.44	
7	1511	FAKELIUS Astrid Sweden	SWE	13 MAR 2008	7	0.226	1:03.68	
8	1375	MUCHA Michalina Poland	POL	3 SEP 2007	1	0.370	1:04.49	

SEMI-FINAL 3 Start Time: 12:57

Rank	Bib	Name	Ctry Code	Date of Birth	Lane	Reaction Time	Result	
1	1166	FEIRLE Rebekka Germany	GER	1 JAN 2007	5	0.187	59.63	Q PB
2	1349	VAN GILS Zoë Netherlands	NED	1 JAN 2008	6	0.232	59.74	Q PB
3	1101	JUNTUNEN Emma Finland	FIN	16 MAY 2008	8	0.137	59.95	q PB
4	1031	POLIĆ Tina Croatia	CRO	4 SEP 2007	2	0.433	1:01.51	
5	1265	NATANEL Gal Israel	ISR	14 AUG 2007	4	0.260	1:02.41	
	1424	POČIVAVŠEK Petra Slovenia	SLO	1 JAN 2008	3	0.180	DNF	
	1000	VIÑALS Alba Andorra	AND	1 DEC 2007	7		DNS	

SAT 20 JUL 2024
Start Time

12:45

Semi-Finals

Results



















EUROPEAN U18 BEST	56.01	SHTEREVA Radostina	BUL	Rudolf Tonn Stadion, Schwechat (AUT)	28 AUG 1983
CHAMPIONSHIP BEST	58.09	PYE Ophelia	GBR	Givat Ram Stadium, Jerusalem (ISR)	7 JUL 2022
EUROPEAN U18 LEAD	57.75	UŤÁ Alexandra Štefania	ROU	Športni park, Slovenska Bistrica (SLO)	18 MAY 2024

Qualification: First 2 in each heat (Q) and the next 2 fastest (q) advance to the Final

Weather conditions at the beginning of the 1st heat

Temperature: 24°C Humidity: 58% Conditions: Overcast

Legend:							
DNF	Did not Finish	DNS	Did not Start	PB	Personal Best	Q	Qualified by place
q	Qualified by time						

PREMIUM PARTNER		BROADCAST PARTNERS		INSTITUTIONAL PARTNERS					
									
MOBILITY PARTNER		PARTNERS		OFFICIAL SUPPLIERS					
									

SAT 20 JUL 2024
 Start Time

12:45

Semi-Finals
Results Summary

EUROPEAN U18 BEST	56.01	SHTEREVA Radostina	BUL	Rudolf Tonn Stadion, Schwechat (AUT)	28 AUG 1983
CHAMPIONSHIP BEST	58.09	PYE Ophelia	GBR	Givat Ram Stadium, Jerusalem (ISR)	7 JUL 2022
EUROPEAN U18 LEAD	57.75	UŤÁ Alexandra Štefania	ROU	Športni park, Slovenska Bistrica (SLO)	18 MAY 2024

Rank	Bib	Name	Ctry Code	Heat	Lane	Position	Time	
1	1048	RADOVÁ Nina	CZE	2	6	1	58.99	Q
2	1273	COPIELLO Sofia	ITA	1	7	1	59.47	Q
3	1138	POUZANCRE-HOYER Lalie	FRA	2	5	2	59.62	Q PB
4	1166	FEIRLE Rebekka	GER	3	5	1	59.63	Q PB
5	1349	VAN GILS Zoë	NED	3	6	2	59.74	Q PB
6	1027	BARBARIĆ Eva	CRO	1	4	2	59.77	Q PB
7	1101	JUNTUNEN Emma	FIN	3	8	3	59.95	q PB
8	1401	NEVES Cristina	POR	1	6	3	1:00.58	q PB
9	1073	MADARIAGA Itsaso	ESP	2	3	3	1:00.85	
10	1131	LOPEZ Alicia	FRA	1	3	4	1:01.47	
11	1187	PÖPPELMANN Lynn	GER	1	5	5	1:01.49	
12	1031	POLIĆ Tina	CRO	3	2	4	1:01.51	
13	1058	AGUERRALDE Alaine	ESP	1	8	6	1:01.92	
14	1241	PRUTKAY Kata	HUN	2	4	4	1:01.99	
15	1307	KOZLOVA Ksenija	LAT	1	1	7	1:02.12	
16	1107	LAHTI Matilda	FIN	2	2	5	1:02.36	
17	1265	NATANEL Gal	ISR	3	4	5	1:02.41	
18	1277	FALLETI Benedetta	ITA	2	8	6	1:02.44	
19	1233	HARGITTAI Zsófia	HUN	1	2	8	1:02.69	
20	1511	FAKELIUS Astrid	SWE	2	7	7	1:03.68	
21	1375	MUCHA Michalina	POL	2	1	8	1:04.49	
	1424	POČIVAVŠEK Petra	SLO	3	3		DNF	
	1000	VIÑALS Alba	AND	3	7		DNS	

Qualification: First 2 in each heat (Q) and the next 2 fastest (q) advance to the Final

Legend:	DNF Did not Finish	DNS Did not Start	PB Personal Best	Q Qualified by place
	q Qualified by time			

FRI 19 JUL 2024
 Start Time

9:40

Round 1
Results

EUROPEAN U18 BEST	56.01	SHTEREVA Radostina	BUL	Rudolf Tonn Stadion, Schwechat (AUT)	28 AUG 1983
CHAMPIONSHIP BEST	58.09	PYE Ophelia	GBR	Givat Ram Stadium, Jerusalem (ISR)	7 JUL 2022
EUROPEAN U18 LEAD	57.75	UŤÁ Alexandra Štefania	ROU	Športni park, Slovenska Bistrica (SLO)	18 MAY 2024

HEAT 1 Start Time: 9:40

Rank	Bib	Name	Ctry Code	Date of Birth	Lane	Reaction Time	Result	
1	1166	FEIRLE Rebekka Germany	GER	1 JAN 2007	2	0.157	1:00.73	Q
2	1511	FAKELIUS Astrid Sweden	SWE	13 MAR 2008	8	0.219	1:00.92	Q PB
3	1241	PRUTKAY Kata Hungary	HUN	14 JUL 2008	5	0.222	1:01.05	Q
4	1073	MADARIAGA Itsaso Spain	ESP	24 JAN 2007	3	0.186	1:01.15	Q
5	1424	POČIVAVŠEK Petra Slovenia	SLO	1 JAN 2008	7	0.246	1:01.27	q PB
6	1369	KOWALCZUK Amelia Poland	POL	27 DEC 2007	1	0.313	1:03.06	
7	1327	GRANGER Uyana Luxembourg	LUX	1 JAN 2008	4	0.249	1:03.44	
8	1205	GIANNOULIDOU Rafailia Greece	GRE	4 JAN 2008	6	0.223	1:03.61	

HEAT 2 Start Time: 9:46

Rank	Bib	Name	Ctry Code	Date of Birth	Lane	Reaction Time	Result	
1	1349	VAN GILS Zoë Netherlands	NED	1 JAN 2008	4	0.235	1:00.40	Q
2	1401	NEVES Cristina Portugal	POR	1 JAN 2007	8	0.244	1:01.23	Q PB
3	1277	FALLETI Benedetta Italy	ITA	30 JAN 2007	6	0.195	1:01.49	Q
4	1131	LOPEZ Alicia France	FRA	29 OCT 2007	3	0.245	1:01.69	Q
5	1031	POLIĆ Tina Croatia	CRO	4 SEP 2007	1	0.317	1:01.73	q
6	1159	SOKHADZE Ana Georgia	GEO	16 MAY 2007	5	0.265	1:04.30	
7	1004	JÖRGL Nikola Austria	AUT	1 JAN 2007	2	0.178	1:05.27	
	1331	PURAYE Yaara Luxembourg	LUX	10 NOV 2007	7	0.169	DNF	

HEAT 3 Start Time: 9:52

Rank	Bib	Name	Ctry Code	Date of Birth	Lane	Reaction Time	Result	
1	1048	RADOVÁ Nina Czechia	CZE	25 MAY 2007	2	0.293	59.82	Q
2	1027	BARBARIĆ Eva Croatia	CRO	28 OCT 2008	8	0.250	1:01.94	Q
3	1265	NATANEL Gal Israel	ISR	14 AUG 2007	1	0.201	1:02.24	Q
4	1233	HARGITTAI Zsófia Hungary	HUN	20 OCT 2008	5	0.336	1:02.47	Q PB
5	1528	ALTUNBULAK İlkim Türkiye	TUR	1 JAN 2007	6	0.301	1:02.99	
6	1548	OLIADNICHUK Maryna Ukraine	UKR	6 JUL 2007	7	0.316	1:04.72	
7	1484	ČANECKÁ Nina Slovak Republic	SVK	25 FEB 2008	3	0.181	1:04.90	

FRI 19 JUL 2024
 Start Time

9:40

Round 1
Results

EUROPEAN U18 BEST	56.01	SHTEREVA Radostina	BUL	Rudolf Tonn Stadion, Schwechat (AUT)	28 AUG 1983
CHAMPIONSHIP BEST	58.09	PYE Ophelia	GBR	Givat Ram Stadium, Jerusalem (ISR)	7 JUL 2022
EUROPEAN U18 LEAD	57.75	UŤÁ Alexandra Ștefania	ROU	Șportni park, Slovenska Bistrica (SLO)	18 MAY 2024

HEAT 3 Start Time: 9:52

Rank	Bib	Name	Ctry Code	Date of Birth	Lane	Reaction Time	Result
8	1457	HIRSBRUNNER Hanna Switzerland	SUI	1 JAN 2007	4	0.197	1:07.83

HEAT 4 Start Time: 9:58

Rank	Bib	Name	Ctry Code	Date of Birth	Lane	Reaction Time	Result
1	1273	COPIELLO Sofia Italy	ITA	3 APR 2007	7	0.255	1:00.26 Q
2	1138	POUZANCRE-HOYER Lalie France	FRA	11 FEB 2007	4	0.219	1:00.60 Q
3	1187	PÖPPELMANN Lynn Germany	GER	1 JAN 2008	2	0.278	1:00.74 Q
4	1101	JUNTUNEN Emma Finland	FIN	16 MAY 2008	1	0.150	1:00.77 Q PB
5	1307	KOZLOVA Ksenija Latvia	LAT	28 SEP 2007	6	0.198	1:02.08 q
6	1375	MUCHA Michalina Poland	POL	3 SEP 2007	5	0.198	1:02.20 q
7	1533	KADANALI Duru İklim Türkiye	TUR	28 SEP 2007	3	0.212	1:03.33
8	1488	GROSSOVÁ Michaela Slovak Republic	SVK	2 JUL 2007	8	0.282	1:04.79

HEAT 5 Start Time: 10:04

Rank	Bib	Name	Ctry Code	Date of Birth	Lane	Reaction Time	Result
1	1000	VIÑALS Alba Andorra	AND	1 DEC 2007	6	0.277	1:00.58 Q
2	1414	UŤÁ Alexandra Ștefania Romania	ROU	6 OCT 2007	8	0.161	1:02.09 Q
3	1058	AGUERRALDE Alaine Spain	ESP	21 NOV 2007	1	0.301	1:02.20 Q
4	1107	LAHTI Matilda Finland	FIN	4 JUL 2007	5	0.227	1:02.96 Q
5	1050	SEBEROVÁ Aneta Czechia	CZE	1 JAN 2007	4	0.337	1:03.25
6	1318	VIGELE Skārlete Terēzija Latvia	LAT	11 MAR 2007	3	0.232	1:03.53
7	1435	VODUŠEK Sara Slovenia	SLO	1 JAN 2007	2	0.245	1:03.62
8	1549	SHAPOVALOVA Tetiana Ukraine	UKR	25 JAN 2007	7	0.197	1:03.80

Qualification: First 4 in each heat (Q) and the next 4 fastest (q) advance to the Semi-Finals

Legend:	DNF	Did not Finish	PB	Personal Best	Q	Qualified by place	q	Qualified by time
----------------	-----	----------------	----	---------------	---	--------------------	---	-------------------

FRI 19 JUL 2024
Start Time

9:40

Round 1

Results Summary

EUROPEAN U18 BEST	56.01	SHTEREVA Radostina	BUL	Rudolf Tonn Stadion, Schwechat (AUT)	28 AUG 1983
CHAMPIONSHIP BEST	58.09	PYE Ophelia	GBR	Givat Ram Stadium, Jerusalem (ISR)	7 JUL 2022
EUROPEAN U18 LEAD	57.75	UŤÁ Alexandra Štefania	ROU	Športni park, Slovenska Bistrica (SLO)	18 MAY 2024

Rank	Bib	Name	Ctry Code	Heat	Lane	Position	Time	
1	1048	RADOVÁ Nina	CZE	3	2	1	59.82	Q
2	1273	COPIELLO Sofia	ITA	4	7	1	1:00.26	Q
3	1349	VAN GILS Zoë	NED	2	4	1	1:00.40	Q
4	1000	VIÑALS Alba	AND	5	6	1	1:00.58	Q
5	1138	POUZANCRE-HOYER Lalie	FRA	4	4	2	1:00.60	Q
6	1166	FEIRLE Rebekka	GER	1	2	1	1:00.73	Q
7	1187	PÖPPELMANN Lynn	GER	4	2	3	1:00.74	Q
8	1101	JUNTUNEN Emma	FIN	4	1	4	1:00.77	Q PB
9	1511	FAKELIUS Astrid	SWE	1	8	2	1:00.92	Q PB
10	1241	PRUTKAY Kata	HUN	1	5	3	1:01.05	Q
11	1073	MADARIAGA Itsaso	ESP	1	3	4	1:01.15	Q
12	1401	NEVES Cristina	POR	2	8	2	1:01.23	Q PB
13	1424	POČIVAVŠEK Petra	SLO	1	7	5	1:01.27	q PB
14	1277	FALLETI Benedetta	ITA	2	6	3	1:01.49	Q
15	1131	LOPEZ Alicia	FRA	2	3	4	1:01.69	Q
16	1031	POLIĆ Tina	CRO	2	1	5	1:01.73	q
17	1027	BARBARIĆ Eva	CRO	3	8	2	1:01.94	Q
18	1307	KOZLOVA Ksenija	LAT	4	6	5	1:02.08	q
19	1414	UŤÁ Alexandra Štefania	ROU	5	8	2	1:02.09	Q
20	1058	AGUERRALDE Alaine	ESP	5	1	3	1:02.20 (.197)	Q
21	1375	MUCHA Michalina	POL	4	5	6	1:02.20 (.198)	q
22	1265	NATANEL Gal	ISR	3	1	3	1:02.24	Q
23	1233	HARGITTAI Zsófia	HUN	3	5	4	1:02.47	Q PB
24	1107	LAHTI Matilda	FIN	5	5	4	1:02.96	Q
25	1528	ALTUNBULAK İkim	TUR	3	6	5	1:02.99	
26	1369	KOWALCZUK Amelia	POL	1	1	6	1:03.06	
27	1050	SEBEROVÁ Aneta	CZE	5	4	5	1:03.25	
28	1533	KADANALI Duru İklim	TUR	4	3	7	1:03.33	
29	1327	GRANGER Uyana	LUX	1	4	7	1:03.44	
30	1318	VIĀELE Skārlete Terēzija	LAT	5	3	6	1:03.53	
31	1205	GIANNOULIDOU Rafailia	GRE	1	6	8	1:03.61	
32	1435	VODUŠEK Sara	SLO	5	2	7	1:03.62	
33	1549	SHAPOVALOVA Tetiana	UKR	5	7	8	1:03.80	
34	1159	SOKHADZE Ana	GEO	2	5	6	1:04.30	
35	1548	OLIADNICHUK Maryna	UKR	3	7	6	1:04.72	
36	1488	GROSSOVÁ Michaela	SVK	4	8	8	1:04.79	
37	1484	ČANECKÁ Nina	SVK	3	3	7	1:04.90	
38	1004	JÖRGL Nikola	AUT	2	2	7	1:05.27	
39	1457	HIRSBRUNNER Hanna	SUI	3	4	8	1:07.83	
	1331	PURAYE Yaara	LUX	2	7		DNF	

Qualification: First 4 in each heat (Q) and the next 4 fastest (q) advance to the Semi-Finals

Legend:	DNF	Did not Finish	PB	Personal Best	Q	Qualified by place	q	Qualified by time
----------------	-----	----------------	----	---------------	---	--------------------	---	-------------------

SAT 20 JUL 2024
 Start Time

18:50

Final
Results

EUROPEAN U18 BEST	1.96 TURCHAK Olga	URS Donetsk (URS)	7 SEP 1984
CHAMPIONSHIP BEST	1.94 MAHUCHIKH Yaroslava	UKR Olimpiai Sportpark, Győr (HUN)	8 JUL 2018
EUROPEAN U18 LEAD	1.87 BÁTORI Lilianna	HUN Budapest (HUN)	30 JUN 2024

Start Time: 18:49 End Time: 20:17

Rank	Bib	Name	Ctry Code	Date of Birth	1.70	1.74	1.78	1.81	1.84	1.90	Result
1	1222	BÁTORI Lilianna Hungary	HUN	14 MAR 2007	-	O	O	O	XO	XXX	1.84
2	1060	ALONSO Aitana Spain	ESP	4 OCT 2008	O	O	O	XO	XXX		1.81 PB
3	1135	OSSIE TCHIENGUE Yman France	FRA	13 DEC 2007	O	XO	O	XO	XXX		1.81 PB
4	1112	MIKKOLA Ella Finland	FIN	10 NOV 2007	O	O	O	XXX			1.78
5	1343	DOKTER Julia Netherlands	NED	1 JAN 2007	O	XO	O	XXX			1.78
6	1311	PETROVA Sofija Latvia	LAT	31 JAN 2007	O	O	XXO	XXX			1.78 PB
6	1254	O'CONNOR Tara Ireland	IRL	23 NOV 2007	O	O	XXO	XXX			1.78
6	1302	BĒRZIŅA Loreta Latvia	LAT	21 MAR 2007	O	O	XXO	XXX			1.78
9	1444	KOVRILIJA Ana Serbia	SRB	1 AUG 2008	O	O	XXX				1.74
9	1257	QUINN Siun Ireland	IRL	23 MAR 2007	O	O	XXX				1.74
9	1064	BEDNAREK Zuzanna Spain	ESP	25 JUL 2007	O	O	XXX				1.74
9	1042	HRBÁČOVÁ Anna Czechia	CZE	1 JAN 2008	O	O	XXX				1.74

Weather conditions

 Start of the event:
 End of the event:

Temperature

 25°C
 22°C

Humidity

 56%
 71%

Conditions

 Overcast
 Overcast

Legend:

- Pass O Clearance PB Personal Best X Failure

THU 18 JUL 2024
 Start Time

15:40

Qualification
Results
REVISED 2
21 JUL 10:56

EUROPEAN U18 BEST	1.96 TURCHAK Olga	URS Donetsk (URS)	7 SEP 1984
CHAMPIONSHIP BEST	1.94 MAHUCHIKH Yaroslava	UKR Olimpiadi Sportpark, Győr (HUN)	8 JUL 2018
EUROPEAN U18 LEAD	1.87 BÁTORI Lilianna	HUN Budapest (HUN)	30 JUN 2024

GROUP A Start Time: 15:34 End Time: 17:13

Rank	Bib	Name	Ctry Code	Date of Birth	1.64	1.68	1.71	1.74	1.77	1.79	1.81	Result
					1.83							
1	1222	BÁTORI Lilianna Hungary	HUN	14 MAR 2007	-	-	O	O	O	O		1.79 q
2	1254	O' CONNOR Tara Ireland	IRL	23 NOV 2007	O	O	O	O	O	XO		1.79 q =PB
2	1302	BĒRZIŅA Loreta Latvia	LAT	21 MAR 2007	-	O	O	O	O	XO		1.79 q
4	1042	HRBÁČOVÁ Anna Czechia	CZE	1 JAN 2008	O	O	-	O	O	XXX		1.77 q
5	1064	BEDNAREK Zuzanna Spain	ESP	25 JUL 2007	O	O	O	XO	O	XXX		1.77 q
6	1525	VICTORÉN Svea Sweden	SWE	26 MAY 2008	O	O	O	O	XO	XXX		1.77 PB
7	1165	EVERS Carolin Germany	GER	14 JAN 2008	O	O	O	XO	XO	XXX		1.77 PB
8	1020	KOSTOVA Natali Bulgaria	BUL	8 DEC 2007	-	XXO	O	O	XXX			1.74
9	1267	BARBAGALLO Sophie Italy	ITA	19 MAY 2008	O	XO	XO	XO	XXX			1.74
10	1014	VAN LAERE Svea Belgium	BEL	27 SEP 2007	XO	O	O	XXX				1.71
11	1546	LYMAN Vitalina Ukraine	UKR	28 JAN 2008	XO	O	XO	XXX				1.71
12	1474	STUBER Nicole Switzerland	SUI	1 JAN 2008	O	O	XXO	XXX				1.71
13	1438	BEŽANOVIĆ Iva Serbia	SRB	24 JAN 2008	O	XO	XXO	XXX				1.71

GROUP B Start Time: 15:33 End Time: 17:14

Rank	Bib	Name	Ctry Code	Date of Birth	1.64	1.68	1.71	1.74	1.77	1.79	1.81	Result
					1.83							
1	1135	OSSIE TCHIENGUE Yman France	FRA	13 DEC 2007	-	-	O	O	O	O		1.79 q
2	1112	MIKKOLA Ella Finland	FIN	10 NOV 2007	-	-	O	O	XO	O		1.79 q =PB
3	1060	ALONSO Aitana Spain	ESP	4 OCT 2008	O	O	O	O	O	XO		1.79 q
4	1257	QUINN Siun Ireland	IRL	23 MAR 2007	O	O	XO	O	XO	XXO		1.79 q PB
5	1343	DOKTER Julia Netherlands	NED	1 JAN 2007	-	O	O	XO	O	XXX		1.77 q

Updated after corrections in last attempt Group B

ATHWHIGHJUMP-----QUAL-----C73L 1.2

Report Created SUN 21 JUL 2024 10:56

Page 1/2

THU 18 JUL 2024
 Start Time

15:40

Qualification
Results
REVISED 2
21 JUL 10:56

EUROPEAN U18 BEST	1.96 TURCHAK Olga	URS Donetsk (URS)	7 SEP 1984
CHAMPIONSHIP BEST	1.94 MAHUCHIKH Yaroslava	UKR Olimpiai Sportpark, Győr (HUN)	8 JUL 2018
EUROPEAN U18 LEAD	1.87 BÁTORI Lilianna	HUN Budapest (HUN)	30 JUN 2024

GROUP B Start Time: 15:33 End Time: 17:14

Rank	Bib	Name	Ctry Code	Date of Birth	1.64	1.68	1.71	1.74	1.77	1.79	1.81	Result
					1.83							
6	1444	KOVRILIJA Ana Serbia	SRB	1 AUG 2008	O	O	XXO	O	O	XXX		1.77 q PB
7	1311	PETROVA Sofija Latvia	LAT	31 JAN 2007	O	XO	O	XXO	O	XXX		1.77 q PB
8	1508	ECKERS Zelda Sweden	SWE	7 APR 2008	O	O	O	O	XXO	XXX		1.77
9	1177	KALB Eva Germany	GER	27 JAN 2008	O	O	O	O	XXX			1.74
10	1052	TOMANOVÁ Stela Czechia	CZE	1 JAN 2007	-	O	XO	O	XXX	XXX		1.74
11	1542	KOZUB Anastasiia Ukraine	UKR	18 JUL 2007	O	XO	XO	O	XXX			1.74 =PB
12	1462	LÜTHI Nadja Switzerland	SUI	1 JAN 2007	O	O	O	XO	XXX			1.74
13	1025	ZAHARIEVA Natali Bulgaria	BUL	1 FEB 2008	XO	O	XO	XXX				1.71
14	1491	HUDECOVÁ Anna Viktória Slovak Republic	SVK	25 APR 2007	XO	O	XXX					1.68

Qualification: Qualifying performance 1.83 (Q) or at least 12 best performers (q) advance to the Final

Weather conditions

 Start of the event:
 End of the event:

Temperature

 29°C
 29°C

Humidity

 48%
 52%

Conditions

 Partly cloudy
 Few clouds

Legend:

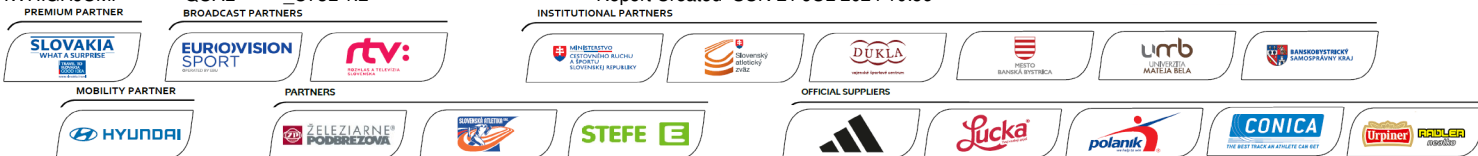
-	Pass	=PB	Equal Personal Best	O	Clearance	PB	Personal Best
q	Qualified without standard	X	Failure				

Updated after corrections in last attempt Group B

ATHWHIGHJUMP-----QUAL----- C73L 1.2

Report Created SUN 21 JUL 2024 10:56

Page 2/2



THU 18 JUL 2024
 Start Time

15:40

Qualification
Results Summary
REVISED
20 JUL 21:03

EUROPEAN U18 BEST	1.96 TURCHAK Olga	URS Donetsk (URS)	7 SEP 1984
CHAMPIONSHIP BEST	1.94 MAHUCHIKH Yaroslava	UKR Olimpiadi Sportpark, Győr (HUN)	8 JUL 2018
EUROPEAN U18 LEAD	1.87 BÁTORI Lilianna	HUN Budapest (HUN)	30 JUN 2024

Rank	Bib	Name	Ctry Code	Group	Position	Result
1	1060	ALONSO Aitana	ESP	B	1	1.79 q
2	1112	MIKKOLA Ella	FIN	B	2	1.79 q =PB
3	1222	BÁTORI Lilianna	HUN	A	1	1.79 q
4	1254	O' CONNOR Tara	IRL	A	2	1.79 q =PB
4	1302	BĚRZIŇA Loreta	LAT	A	2	1.79 q
6	1042	HRBÁČOVÁ Anna	CZE	A	4	1.77 q
6	1135	OSSIE TCHIENGUE Yman	FRA	B	3	1.77 q
8	1064	BEDNAREK Zuzanna	ESP	A	5	1.77 q
8	1343	DOKTER Julia	NED	B	4	1.77 q
10	1444	KOVRILJA Ana	SRB	B	5	1.77 q PB
11	1311	PETROVA Sofija	LAT	B	6	1.77 q PB
12	1525	VICTORÉN Svea	SWE	A	6	1.77 q PB
13	1165	EVERS Carolin	GER	A	7	1.77 PB
13	1257	QUINN Siun	IRL	B	7	1.77 PB
15	1508	ECKERS Zelda	SWE	B	8	1.74
15	1177	KALB Eva	GER	B	8	1.74
17	1052	TOMANOVÁ Stela	CZE	B	10	1.74
18	1542	KOZUB Anastasiia	UKR	B	11	1.74 =PB
18	1020	KOSTOVA Natali	BUL	A	8	1.74
20	1462	LÜTHI Nadja	SUI	B	12	1.74
21	1267	BARBAGALLO Sophie	ITA	A	9	1.74
22	1014	VAN LAERE Svea	BEL	A	10	1.71
23	1546	LYMAN Vitalina	UKR	A	11	1.71
23	1025	ZAHARIEVA Natali	BUL	B	13	1.71
25	1474	STUBER Nicole	SUI	A	12	1.71
26	1438	BEŽANOVIĆ Iva	SRB	A	13	1.71
27	1491	HUDECOVÁ Anna Viktória	SVK	B	14	1.68

Qualification: Qualifying performance 1.83 (Q) or at least 12 best performers (q) advance to the Final

Legend:
 =PB Equal Personal Best PB Personal Best q Qualified without standard

Updated after corrections.

ATHWHIGHJUMP-----QUAL----- C74B 1.1

Report Created SAT 20 JUL 2024 21:03

Page 1/1



SUN 21 JUL 2024
 Start Time

17:25

Final
Results

EUROPEAN U18 BEST	4.50 GUNNARSSON Lisa	SWE Pezenas (FRA)	28 MAY 2016
CHAMPIONSHIP BEST	4.26 LENI WILDGRUBE Freyja	GER Olimpiai Sportpark, Győr (HUN)	7 JUL 2018
EUROPEAN U18 LEAD	4.25 BOUMPOULIDI Anastasia	GRE Elliniko, Athina (GRE)	27 APR 2024

Start Time: 17:26 End Time: 19:52

Rank	Bib	Name	Ctry Code	Date of Birth	3.60	3.80	3.90	4.00	4.10	4.15	4.20	Result
					4.25	4.30						
1	1201	BOUMPOULIDI Anastasia Greece	GRE	20 MAY 2008	-	XO	O	O	XO	X-	XO	4.20
2	1360	NJERVE Embla Matilde Norway	NOR	22 FEB 2007	-	XXX						4.15 NU18B
3	1520	POTT Beate Sweden	SWE	5 OCT 2007	XO	O	XO	XXO	O	XO	XXX	4.15 PB
4	1044	KRUTILOVÁ Nicole Czechia	CZE	1 JAN 2007	XXO	O	O	O	O	XXO	XXX	4.15 =PB
5	1088	MOSER Allika Inkeri Estonia	EST	27 MAR 2008	O	O	O	XO	XXO	XX-	X	4.10
6	1456	HÄUPTLI Melina Switzerland	SUI	1 JAN 2007	O	XO	O	XXX				3.90 PB
7	1171	HÄRKE Klara Germany	GER	14 MAY 2007	O	XO	XO	XXX				3.90
8	1538	BELCHENKO OIha Ukraine	UKR	24 JUL 2007	O	O	XXO	XXX				3.90
8	1232	GASTIABURU-FRANK Abigél Hungary	HUN	27 DEC 2008	O	O	XXO	XXX				3.90 PB
10	1391	TYSZKO Laura Poland	POL	14 DEC 2007	O	XO	XXO	XXX				3.90 =PB
10	1364	BRZEZINSKA Katarzyna Poland	POL	27 DEC 2008	O	XO	XXO	XXX				3.90 PB
12	1543	KUNYCHAK Sofiia Ukraine	UKR	14 OCT 2007	O	XXX						3.60
13	1074	MARTINEZ Noa Spain	ESP	27 FEB 2007	XO	XXX						3.60
13	1460	LEDERMANN Amélie Switzerland	SUI	1 JAN 2007	XO	XXX						3.60

Weather conditions

 Start of the event:
 End of the event:

Temperature

 29°C
 25°C

Humidity

 51%
 63%

Conditions

 Clear sky
 Few clouds

Legend:

-	Pass	=PB	Equal Personal Best	NU18B	National U18 Best	O	Clearance
PB	Personal Best	X	Failure				

FRI 19 JUL 2024
 Start Time

10:05

Qualification
Results

EUROPEAN U18 BEST	4.50 GUNNARSSON Lisa	SWE Pezenas (FRA)	28 MAY 2016
CHAMPIONSHIP BEST	4.26 LENI WILDGRUBE Freyja	GER Olimpiai Sportpark, Győr (HUN)	7 JUL 2018
EUROPEAN U18 LEAD	4.25 BOUMPOULIDI Anastasia	GRE Elliniko, Athina (GRE)	27 APR 2024

GROUP A Start Time: 10:04 End Time: 11:39

Rank	Bib	Name	Ctry Code	Date of Birth	3.40	3.60	3.75	3.85	3.95	4.05	Result
1	1044	KRUILOVÁ Nicole Czechia	CZE	1 JAN 2007	-	O	O	O			3.85 q
2	1074	MARTINEZ Noa Spain	ESP	27 FEB 2007	O	O	XXO	O			3.85 q
3	1520	POTT Beate Sweden	SWE	5 OCT 2007	-	XO	O	XO			3.85 q
4	1391	TYSZKO Laura Poland	POL	14 DEC 2007	XO	XO	O	XO			3.85 q
5	1460	LEDERMANN Amélie Switzerland	SUI	1 JAN 2007	O	XO	XO	XXX			3.75 q PB
5	1543	KUNYCHAK Sofiia Ukraine	UKR	14 OCT 2007	XO	O	XO	XXX			3.75 q PB
7	1315	TRASŪNE Nikola Latvia	LAT	8 SEP 2008	XXO	XXO	XO	XXX			3.75
8	1276	DUCHI Ludovica Italy	ITA	14 MAY 2007	O	O	XXX				3.60
9	1429	SADEK Katarina Slovenia	SLO	1 JAN 2007	O	XO	XXX				3.60
10	1236	KOVÁCS Patrícia Hungary	HUN	18 APR 2007	O	XXX					3.40
11	1174	HIESINGER Anna Germany	GER	1 JAN 2007	XO	XXX					3.40
	1218	TRANOU Georgia Greece	GRE	18 APR 2008	XXX						NM
	1264	MANTEL Yarden Israel	ISR	26 JAN 2007	-	XXX					NM

GROUP B Start Time: 10:05 End Time: 11:41

Rank	Bib	Name	Ctry Code	Date of Birth	3.40	3.60	3.75	3.85	3.95	4.05	Result
1	1360	NJERVE Embla Matilde Norway	NOR	22 FEB 2007	-	O	O	O			3.85 q
1	1088	MOSER Allika Inkeri Estonia	EST	27 MAR 2008	-	O	O	O			3.85 q
1	1538	BELCHENKO OIha Ukraine	UKR	24 JUL 2007	O	O	O	O			3.85 q
4	1364	BRZEZINSKA Katarzyna Poland	POL	27 DEC 2008	O	O	XO	XO			3.85 q PB
5	1201	BOUMPOULIDI Anastasia Greece	GRE	20 MAY 2008	-	-	-	XXO			3.85 q

FRI 19 JUL 2024
 Start Time

10:05

Qualification
Results

EUROPEAN U18 BEST	4.50 GUNNARSSON Lisa	SWE Pezenas (FRA)	28 MAY 2016
CHAMPIONSHIP BEST	4.26 LENI WILDGRUBE Freyja	GER Olimpiai Sportpark, Győr (HUN)	7 JUL 2018
EUROPEAN U18 LEAD	4.25 BOUMPOULIDI Anastasia	GRE Elliniko, Athina (GRE)	27 APR 2024

GROUP B Start Time: 10:05 End Time: 11:41

Rank	Bib	Name	Ctry Code	Date of Birth	3.40	3.60	3.75	3.85	3.95	4.05	Result
6	1171	HÄRKE Klara Germany	GER	14 MAY 2007	O	O	XO	XXO			3.85 q
7	1456	HÄUPTLI Melina Switzerland	SUI	1 JAN 2007	O	O	O	XXX			3.75 q
8	1232	GASTIABURU-FRANK Abigél Hungary	HUN	27 DEC 2008	O	XO	XO	XXX			3.75 q PB
9	1011	JOOSTEN Kyani Belgium	BEL	27 SEP 2007	-	O	XXX				3.60
9	1157	TURNER Isabella Great Britain & Northern Ireland	GBR	18 DEC 2007	O	O	XXX				3.60
11	1263	KAZNELSON KOGAN Lia Israel	ISR	19 NOV 2008	O	XO	XXX				3.60
12	1482	BOĽOŠOVÁ Liana Slovak Republic	SVK	8 FEB 2008	O	XXX					3.40
12	1512	HOLMÉN Ebba Sweden	SWE	3 FEB 2008	O	XXX					3.40
14	1284	GORGOSALICE Sofia Italy	ITA	4 APR 2008	XO	XXX					3.40

Qualification: Qualifying performance 4.05 (Q) or at least 12 best performers (q) advance to the Final

Weather conditions

 Start of the event:
 End of the event:

Temperature

 23°C
 26°C

Humidity

 69%
 62%

Conditions

 Few clouds
 Partly cloudy

Legend:

-	Pass	NM	No Mark	O	Clearance	PB	Personal Best
q	Qualified without standard	X	Failure				

FRI 19 JUL 2024
 Start Time

10:05

Qualification
Results Summary

EUROPEAN U18 BEST	4.50 GUNNARSSON Lisa	SWE Pezenas (FRA)	28 MAY 2016
CHAMPIONSHIP BEST	4.26 LENI WILDGRUBE Freyja	GER Olimpiai Sportpark, Győr (HUN)	7 JUL 2018
EUROPEAN U18 LEAD	4.25 BOUMPOULIDI Anastasia	GRE Elliniko, Athina (GRE)	27 APR 2024

Rank	Bib	Name	Ctry Code	Group	Position	Result
1	1360	NJERVE Embla Matilde	NOR	B	1	3.85 q
1	1044	KRUTOLOVÁ Nicole	CZE	A	1	3.85 q
1	1088	MOSER Allika Inkeri	EST	B	1	3.85 q
1	1538	BELCHENKO Olha	UKR	B	1	3.85 q
5	1074	MARTINEZ Noa	ESP	A	2	3.85 q
6	1520	POTT Beate	SWE	A	3	3.85 q
6	1364	BRZEZINSKA Katarzyna	POL	B	4	3.85 q PB
8	1391	TYSZKO Laura	POL	A	4	3.85 q
9	1201	BOUMPOULIDI Anastasia	GRE	B	5	3.85 q
10	1171	HÄRKE Klara	GER	B	6	3.85 q
11	1456	HÄUPTLI Melina	SUI	B	7	3.75 q
12	1460	LEDERMANN Amélie	SUI	A	5	3.75 q PB
12	1232	GASTIABURU-FRANK Abigél	HUN	B	8	3.75 q PB
12	1543	KUNYCHAK Sofiia	UKR	A	5	3.75 q PB
15	1315	TRASŪNE Nikola	LAT	A	7	3.75
16	1011	JOOSTEN Kyani	BEL	B	9	3.60
16	1276	DUCHI Ludovica	ITA	A	8	3.60
16	1157	TURNER Isabella	GBR	B	9	3.60
19	1263	KAZNELSON KOGAN Lia	ISR	B	11	3.60
19	1429	SADEK Katarina	SLO	A	9	3.60
21	1482	BOĽOŠOVÁ Liana	SVK	B	12	3.40
21	1512	HOLMÉN Ebba	SWE	B	12	3.40
21	1236	KOVÁCS Patrícia	HUN	A	10	3.40
24	1284	GORGOSALICE Sofia	ITA	B	14	3.40
24	1174	HIESINGER Anna	GER	A	11	3.40
	1218	TRANOU Georgia	GRE	A		NM
	1264	MANTEL Yarden	ISR	A		NM

Qualification: Qualifying performance 4.05 (Q) or at least 12 best performers (q) advance to the Final

Legend:	NM No Mark	PB Personal Best	q Qualified without standard
----------------	-------------------	-------------------------	-------------------------------------

SUN 21 JUL 2024
 Start Time

10:40

Final
Results

EUROPEAN U18 BEST	6.91 DRECHSLER Heike	GDR Jena (GDR)	9 AUG 1981
CHAMPIONSHIP BEST	6.39 HALLBERG HOSSAIN Ayla	SWE Givat Ram Stadium, Jerusalem (ISR)	7 JUL 2022
EUROPEAN U18 LEAD	6.38 RÓZSAHEGYI Bori	HUN Nyíregyháza (HUN)	17 FEB 2024

Start Time: 10:37 End Time: 11:47

Rank	Bib	Name	Ctry Code	Date of Birth	1	2	3	4	5	6	Result	Wind
1	1519	OLSSON Evelina Sweden	SWE	3 MAR 2008	6.18 -2.3	6.09 -0.1	6.35 +0.6	X -1.5	X -1.4	6.17 -0.1	6.35	PB +0.6
2	1322	FIODOROVAITÉ Joana Lithuania	LTU	21 OCT 2007	X -1.6	X +0.5	5.93 -0.5	6.23 -0.3	X +1.4	X +0.1	6.23	PB -0.3
3	1024	VELICHKOVA Radina Bulgaria	BUL	15 DEC 2007	4.26 -0.9	6.16 +0.5	5.76 -1.2	5.76 -1.3	6.15 -0.4	X +0.9	6.16	=SB +0.5
4	1242	RÓZSAHEGYI Bori Hungary	HUN	27 JUN 2007	6.01 -0.9	X -0.1	6.06 -1.0	5.87 -1.2	X -0.7	X -0.4	6.06	-1.0
5	1181	MICHELMANN Lynn Germany	GER	1 JAN 2008	5.67 -0.6	5.92 -0.6	X -0.1	5.98 +0.4	5.81 +2.0	X -0.5	5.98	+0.4
6	1061	ARNAS Luna Spain	ESP	26 APR 2008	X -1.0	5.62 -1.9	5.95 +0.1	4.42 -1.2	X -1.7	4.29 -0.2	5.95	+0.1
7	1481	BENDOVÁ Ema Slovak Republic	SVK	26 FEB 2007	5.84 -0.9	5.69 -1.1	5.82 -0.4	X -0.5	X +1.3	X +1.2	5.84	-0.9
8	1120	WALLIN Eila Finland	FIN	20 DEC 2008	5.74 +0.6	X -1.0	5.82 -0.6	5.49 +0.7	X +0.2	X +0.5	5.82	-0.6
9	1409	DOGAN Ana-Maria Romania	ROU	1 JAN 2008	5.76 -1.1	5.80 -1.2	X -1.3				5.80	-1.2
10	1016	OMANOVIĆ Emina Bosnia & Herzegovina	BIH	24 AUG 2007	5.73 -0.2	5.61 -1.6	X -1.6				5.73	-0.2
11	1337	ĐURANOVIĆ Anđela Montenegro	MNE	25 JAN 2008	5.69 -1.2	5.17 -0.9	4.23 -0.9				5.69	-1.2
	1126	DIARRA Djelika France	FRA	13 JUN 2007	X -0.3	X +0.3	X -1.0				NM	
	1301	APSĪTE Brenda Džiliana Latvia	LAT	23 SEP 2008	X -2.0	X -0.1	X -0.4				NM	

Starting order	1	2	3	4	5	6	7	8	9	10	11	12	13
Initial	1061	1016	1120	1242	1126	1024	1301	1519	1337	1481	1409	1181	1322
4th and 5th attempts	1120	1481	1181	1322	1061	1242	1024	1519					
Final	1120	1481	1061	1181	1242	1024	1322	1519					

Weather conditions

 Start of the event:
 End of the event:

Temperature

 22°C
 22°C

Humidity

 69%
 69%

Conditions

 Few clouds
 Few clouds

Legend:

=SB Equal Season Best NM No Mark PB Personal Best X Failure

SAT 20 JUL 2024
Start Time

9:05

Qualification

Results

EUROPEAN U18 BEST	6.91 DRECHSLER Heike	GDR Jena (GDR)	9 AUG 1981
CHAMPIONSHIP BEST	6.39 HALLBERG HOSSAIN Ayla	SWE Givat Ram Stadium, Jerusalem (ISR)	7 JUL 2022
EUROPEAN U18 LEAD	6.38 RÓZSAHEGYI Bori	HUN Nyíregyháza (HUN)	17 FEB 2024

GROUP A Start Time: 9:02 End Time: 9:54

Rank	Bib	Name	Ctry Code	Date of Birth	1	2	3	Result	Wind	
1	1242	RÓZSAHEGYI Bori Hungary	HUN	27 JUN 2007	X 5.60 6.06 +0.3 -0.5 -1.3			6.06	-1.3	q
2	1061	ARNAS Luna Spain	ESP	26 APR 2008	X 6.04 X +0.1 -0.5 +0.4			6.04	-0.5	q SB
3	1519	OLSSON Evelina Sweden	SWE	3 MAR 2008	X 6.01 5.53 -1.1 -0.5 -0.5			6.01	-0.5	q
4	1181	MICHELMANN Lynn Germany	GER	1 JAN 2008	5.99 5.33 4.44 +0.1 -0.1 -0.6			5.99	+0.1	q
5	1322	FIDOROVAITÉ Joana Lithuania	LTU	21 OCT 2007	5.97 X X +0.2 -0.4 -1.6			5.97	+0.2	q =PB
6	1120	WALLIN Ella Finland	FIN	20 DEC 2008	5.93 X X -0.7 -0.2 -0.5			5.93	-0.7	q PB
7	1016	OMANOVIĆ Emina Bosnia & Herzegovina	BIH	24 AUG 2007	X 5.76 5.83 -0.3 -0.7 -0.1			5.83	-0.1	q SB
8	1126	DIARRA Djelika France	FRA	13 JUN 2007	X X 5.80 -1.4 -0.6 -1.0			5.80	-1.0	q
8	1337	ĐURANOVIĆ Anđela Montenegro	MNE	25 JAN 2008	5.80 X X -0.8 -0.3 +0.3			5.80	-0.8	q
10	1498	ŠVAŇOVÁ Dominika Slovak Republic	SVK	23 JAN 2008	5.45 5.61 5.58 -1.3 -0.1 -0.7			5.61	-0.1	
11	1313	RETERE Anete Latvia	LAT	28 MAY 2007	5.58 X 5.39 -0.7 +0.2 -1.0			5.58	-0.7	
12	1551	SHEVCHENKO Anna Ukraine	UKR	11 OCT 2007	5.40 5.57 X -0.1 -0.7 -0.7			5.57	-0.7	
13	1385	RUDNIK Julia Poland	POL	12 JUL 2007	X X 5.50 +0.2 +0.2 -0.8			5.50	-0.8	
14	1220	ZAFEIRIDOU Maria Anna Greece	GRE	24 MAY 2007	X X 5.44 -0.4 +0.6 -0.6			5.44	-0.6	
14	1158	WOODS Ella Great Britain & Northern Ireland	GBR	17 JAN 2007	X X 5.44 -0.8 +0.2 -0.9			5.44	-0.9	
	1023	TSONCHEVA Karina Bulgaria	BUL	5 NOV 2008	X X X -0.5 -0.2 -0.9			NM		

Starting order	1	2	3	4	5	6	7	8	9	10	11	12	13	14
Starting order	1181	1322	1242	1016	1061	1551	1120	1220	1313	1498	1158	1519	1126	1023
Starting order	15	16												
	1337	1385												

SAT 20 JUL 2024
Start Time

9:05

Qualification

Results

EUROPEAN U18 BEST	6.91 DRECHSLER Heike	GDR Jena (GDR)	9 AUG 1981
CHAMPIONSHIP BEST	6.39 HALLBERG HOSSAIN Ayla	SWE Givat Ram Stadium, Jerusalem (ISR)	7 JUL 2022
EUROPEAN U18 LEAD	6.38 RÓZSAHEGYI Bori	HUN Nyíregyháza (HUN)	17 FEB 2024

GROUP B Start Time: 9:03 End Time: 9:54

Rank	Bib	Name	Ctry Code	Date of Birth	1	2	3	Result	Wind	
1	1481	BENDO VÁ Ema Slovak Republic	SVK	26 FEB 2007	5.84 -0.6	X -1.3	5.95 -0.4	5.95	-0.4	q PB
2	1409	DOGAN Ana-Maria Romania	ROU	1 JAN 2008	5.74 -0.3	5.91 -0.9	X -0.5	5.91	-0.9	q
3	1301	APSĪTE Brenda Džiliana Latvia	LAT	23 SEP 2008	X -0.6	5.82 -0.7	5.87 -0.7	5.87	-0.7	q
4	1024	VELICHKOVA Radina Bulgaria	BUL	15 DEC 2007	5.74 -1.1	5.86 +0.2	X -0.8	5.86	+0.2	q
5	1029	BUJAN Jana Croatia	CRO	2 NOV 2007	5.38 +0.1	5.78 -0.1	5.46 -0.2	5.78	-0.1	
6	1155	SNELL Daisy Great Britain & Northern Ireland	GBR	12 JUL 2007	X +0.1	5.75 +0.3	5.64 -0.9	5.75	+0.3	
7	1208	MITROPOULOU Evelyn Greece	GRE	4 FEB 2008	5.65 -1.1	5.67 -0.4	5.72 -1.2	5.72	-1.2	
8	1161	ANOCHILI Lena Germany	GER	1 JAN 2007	5.65 +0.2	X +0.3	5.67	5.67	+0.3	
9	1282	GELPI Alessandra Martina Italy	ITA	23 SEP 2008	X -0.8	5.45 +0.2	5.67 -1.1	5.67	-1.1	
10	1223	BOCZONÁDI Bora Hungary	HUN	13 MAY 2007	X -0.7	X -0.5	5.65 -1.2	5.65	-1.2	
11	1090	PÖLLUAAS Annika Estonia	EST	11 DEC 2007	X -0.7	5.63 -0.4	5.23 -0.2	5.63	-0.4	
12	1544	LAPA Valeriia Ukraine	UKR	12 OCT 2008	5.32 +0.1	X -0.7	5.41 -1.2	5.41	-1.2	
13	1001	JAVAKHYAN Sofia Armenia	ARM	1 JAN 2007	5.25 -0.6	X -0.7	5.37 -0.4	5.37	-0.4	
14	1367	KANICKA Lena Poland	POL	15 MAY 2007	X -0.3	5.08 -0.6	X -0.3	5.08	-0.6	
	1134	NIANG Soudatou France	FRA	12 DEC 2007	X -0.7	X 0.0	X -1.4	NM		
	1502	ALVELIN MALM Ella Sweden	SWE	31 MAY 2008				DNS		

Starting order	1	2	3	4	5	6	7	8	9	10	11	12	13	14
	1544	1161	1001	1029	1282	1223	1024	1134	1208	1301	1502	1090	1155	1367
Starting order	15	16												
	1409	1481												

SAT 20 JUL 2024
Start Time

9:05

Qualification

Results

EUROPEAN U18 BEST	6.91 DRECHSLER Heike	GDR Jena (GDR)	9 AUG 1981
CHAMPIONSHIP BEST	6.39 HALLBERG HOSSAIN Ayla	SWE Givat Ram Stadium, Jerusalem (ISR)	7 JUL 2022
EUROPEAN U18 LEAD	6.38 RÓZSAHEGYI Bori	HUN Nyíregyháza (HUN)	17 FEB 2024

Qualification: Qualifying performance 6.15 (Q) or at least 12 best performers (q) advance to the Final

Weather conditions

Start of the event:
End of the event:

Temperature

19°C
19°C

Humidity

77%
77%

Conditions

Partly cloudy
Partly cloudy

Legend:	=PB Equal Personal Best	DNS Did not Start	NM No Mark	PB Personal Best
q	Qualified without standard	SB Season Best	X Failure	

SAT 20 JUL 2024
 Start Time

9:05

Qualification
Results Summary

EUROPEAN U18 BEST	6.91 DRECHSLER Heike	GDR Jena (GDR)	9 AUG 1981
CHAMPIONSHIP BEST	6.39 HALLBERG HOSSAIN Ayla	SWE Givat Ram Stadium, Jerusalem (ISR)	7 JUL 2022
EUROPEAN U18 LEAD	6.38 RÓZSAHEGYI Bori	HUN Nyíregyháza (HUN)	17 FEB 2024

Rank	Bib	Name	Ctry Code	Group	Position	Wind	Result
1	1242	RÓZSAHEGYI Bori	HUN	A	1	-1.3	6.06 q
2	1061	ARNAS Luna	ESP	A	2	-0.5	6.04 q SB
3	1519	OLSSON Evelina	SWE	A	3	-0.5	6.01 q
4	1181	MICHELMANN Lynn	GER	A	4	+0.1	5.99 q
5	1322	FIDOROVAITÉ Joana	LTU	A	5	+0.2	5.97 q =PB
6	1481	BENDOVÁ Ema	SVK	B	1	-0.4	5.95 q PB
7	1120	WALLIN Ella	FIN	A	6	-0.7	5.93 q PB
8	1409	DOGAN Ana-Maria	ROU	B	2	-0.9	5.91 q
9	1301	APSĚTE Brenda Džiliana	LAT	B	3	-0.7	5.87 q
10	1024	VELICHKOVA Radina	BUL	B	4	+0.2	5.86 q
11	1016	OMANOVIĆ Emina	BIH	A	7	-0.1	5.83 q SB
12	1126	DIARRA Djelika	FRA	A	8	-1.0	5.80 q
12	1337	ĐURANOVIĆ Anđela	MNE	A	8	-0.8	5.80 q
14	1029	BUJAN Jana	CRO	B	5	-0.1	5.78
15	1155	SNELL Daisy	GBR	B	6	+0.3	5.75
16	1208	MITROPOULOU Evelyn	GRE	B	7	-1.2	5.72
17	1161	ANOCHILI Lena	GER	B	8	+0.3	5.67
18	1282	GELPI Alessandra Martina	ITA	B	9	-1.1	5.67
19	1223	BOCZONÁDI Bora	HUN	B	10	-1.2	5.65
20	1090	PÖLLUAAS Annika	EST	B	11	-0.4	5.63
21	1498	ŠVAŇOVÁ Dominika	SVK	A	10	-0.1	5.61
22	1313	RETERE Anete	LAT	A	11	-0.7	5.58
23	1551	SHEVCHENKO Anna	UKR	A	12	-0.7	5.57
24	1385	RUDNIK Julia	POL	A	13	-0.8	5.50
25	1220	ZAFEIRIDOU Maria Anna	GRE	A	14	-0.6	5.44
25	1158	WOODS Ella	GBR	A	14	-0.9	5.44
27	1544	LAPA Valeriia	UKR	B	12	-1.2	5.41
28	1001	JAVAKHYAN Sofia	ARM	B	13	-0.4	5.37
29	1367	KANICKA Lena	POL	B	14	-0.6	5.08
	1134	NIANG Soudatou	FRA	B			NM
	1023	TSONCHEVA Karina	BUL	A			NM
	1502	ALVELIN MALM Ella	SWE	B			DNS

Qualification: Qualifying performance 6.15 (Q) or at least 12 best performers (q) advance to the Final

Legend:	=PB Equal Personal Best	DNS Did not Start	NM No Mark	PB Personal Best
q	Qualified without standard	SB Season Best		

FRI 19 JUL 2024
 Start Time

19:05

Final
Results

EUROPEAN U18 BEST	14.18 NACHEVA Aleksandra	BUL	Ratinan Stadion, Tampere (FIN)	15 JUL 2018
CHAMPIONSHIP BEST	13.95 VICENTE María	ESP	Olimpiai Sportpark, Győr (HUN)	8 JUL 2018
EUROPEAN U18 LEAD	13.50 APSĪTE Brenda Džiliana	LAT	Jāņa Daliņa Stadium, Valmiera (LAT)	25 MAY 2024

Start Time: 19:19 End Time: 20:34

Rank	Bib	Name	Ctry Code	Date of Birth	1	2	3	4	5	6	Result	Wind
1	1301	APSĪTE Brenda Džiliana Latvia	LAT	23 SEP 2008	12.58 +0.4	13.03 +6.1	12.96 +1.7	13.11 +0.5	12.91 +0.2	13.18 +0.2	13.18	+0.2
2	1221	ZARAGKA Melina Greece	GRE	19 JAN 2007	X +2.8	13.10 +1.2	12.63 +1.0	X +0.7	X -0.6	12.99 +0.7	13.10	+1.2
3	1296	VALENTI Elisa Italy	ITA	4 JAN 2007	12.99 +0.7	12.97 +1.0	X +1.1	12.52 +0.3	12.88 +0.6	X +0.7	12.99	+0.7
4	1063	BARRIOS Maria Spain	ESP	29 APR 2007	12.72 +0.7	12.95 +1.0	X +0.9	12.39 +0.4	12.76 +0.6	12.73 +0.4	12.95	+1.0
5	1446	NISIĆ Marija Serbia	SRB	29 NOV 2007	12.91 +0.7	12.60 +1.1	X +1.1	12.86 +0.4	X -0.2	12.67 +0.7	12.91	PB +0.7
6	1415	VRINCEANU Daria Romania	ROU	1 JAN 2008	X +0.7	12.37 +0.7	12.60 +1.3	12.72 +1.2	11.29 +0.6	12.14 +0.9	12.72	+1.2
7	1502	ALVELIN MALM Ella Sweden	SWE	31 MAY 2008	12.60 +0.6	X +1.3	X +0.8	12.37 +1.4	r		12.60	+0.6
8	1529	BİRDEL Esmanur Türkiye	TUR	26 MAY 2008	12.20 +0.9	12.28 +0.7	12.59 +1.2	12.42 +0.8	X +0.3	12.54 +0.9	12.59	+1.2
9	1139	SY DE VAUCHER Amayelle France	FRA	26 MAR 2008	12.11 +0.8	12.58 +1.4	12.35 +1.1				12.58	+1.4
10	1124	CLAMY Tessa France	FRA	10 OCT 2008	12.29 +0.7	12.17 +0.6	12.46 +0.6				12.46	+0.6
11	1067	DE LEON Ana Estrella Spain	ESP	7 APR 2008	X +0.3	X +0.6	12.46 +1.0				12.46	+1.0
12	1426	PUČKO Taja Slovenia	SLO	1 JAN 2007	X +0.4	12.30 +1.0	X +1.0				12.30	+1.0

Starting order	1	2	3	4	5	6	7	8	9	10	11	12
Initial	1529	1063	1301	1296	1415	1124	1067	1221	1446	1139	1426	1502
4th and 5th attempts	1529	1502	1415	1446	1063	1296	1301	1221				
Final	1529	1502	1415	1446	1063	1296	1221	1301				

Weather conditions

 Start of the event:
 End of the event:

Temperature

 27°C
 26°C

Humidity

 52%
 57%

Conditions

 Few clouds
 Few clouds

Legend:
PB Personal Best **r** Retired **X** Failure

THU 18 JUL 2024
 Start Time

18:40

Qualification
Results

EUROPEAN U18 BEST	14.18 NACHEVA Aleksandra	BUL	Ratinan Stadion, Tampere (FIN)	15 JUL 2018
CHAMPIONSHIP BEST	13.95 VICENTE María	ESP	Olimpiai Sportpark, Győr (HUN)	8 JUL 2018
EUROPEAN U18 LEAD	13.50 APSĪTE Brenda Džiliana	LAT	Jāņa Daliņa Stadium, Valmiera (LAT)	25 MAY 2024

GROUP A Start Time: 18:35 End Time: 19:14

Rank	Bib	Name	Ctry Code	Date of Birth	1	2	3	Result	Wind		
1	1415	VRÎNCEANU Daria Romania	ROU	1 JAN 2008	13.08 +0.4			13.08 +0.4	Q	PB	
2	1301	APSĪTE Brenda Džiliana Latvia	LAT	23 SEP 2008	12.98 +1.1	X +0.5	12.89 +0.6	12.98 +1.1	q		
3	1124	CLAMY Tessa France	FRA	10 OCT 2008	12.06 +1.2	12.90 +1.1	12.64 +1.1	12.90 +1.1	q	PB	
4	1063	BARRIOS María Spain	ESP	29 APR 2007	12.72 +0.3	12.75 +1.2	12.87 -0.3	12.87 -0.3	q		
5	1502	ALVELIN MALM Ella Sweden	SWE	31 MAY 2008	X +0.4	12.67 +0.9	X 0.0	12.67 +0.9	q		
6	1529	BİRDEL Esmanur Türkiye	TUR	26 MAY 2008	12.15 +0.4	12.53 +0.8	X -0.2	12.53 +0.8	q		
7	1440	ĆUK Stela Serbia	SRB	31 JUL 2007	X +1.4	X +0.5	12.52 +0.3	12.52 +0.3			
8	1190	ROOS Berenike Germany	GER	11 APR 2007	12.23 +0.6	12.38 +0.6	12.10 +0.1	12.38 +0.6			
9	1207	MAMA Eleni Nektaria Greece	GRE	21 MAY 2007	X +1.6	X +1.2	12.15 +0.8	12.15 +0.8			
10	1092	RÜNDVA Marta Estonia	EST	17 APR 2007	12.06 +1.2	12.14 +0.7	11.51 +0.2	12.14 +0.7			
11	1371	KOZŁOWSKA Roksana Poland	POL	12 APR 2007	11.92 +1.3	11.62 +0.2	11.96 +0.5	11.96 +0.5			
12	1494	MAJTÁNOVÁ Zuzana Slovak Republic	SVK	14 JUN 2007	X +1.4	11.69 +0.3	11.88 +0.3	11.88 +0.3		PB	

Starting order	1	2	3	4	5	6	7	8	9	10	11	12
	1124	1207	1440	1494	1092	1301	1371	1529	1063	1190	1502	1415

GROUP B Start Time: 18:36 End Time: 19:14

Rank	Bib	Name	Ctry Code	Date of Birth	1	2	3	Result	Wind		
1	1067	DE LEON Ana Estrella Spain	ESP	7 APR 2008	X +0.7	13.17 +0.1		13.17 +0.1	Q	PB	
2	1296	VALENTI Elisa Italy	ITA	4 JAN 2007	12.69 +0.8	13.16 +1.1		13.16 +1.1	Q	PB	

THU 18 JUL 2024
Start Time

18:40

Qualification

Results

EUROPEAN U18 BEST	14.18	NACHEVA Aleksandra	BUL	Ratinan Stadion, Tampere (FIN)	15 JUL 2018
CHAMPIONSHIP BEST	13.95	VICENTE María	ESP	Olimpiai Sportpark, Győr (HUN)	8 JUL 2018
EUROPEAN U18 LEAD	13.50	APSĪTE Brenda Džiliana	LAT	Jāņa Daliņa Stadium, Valmiera (LAT)	25 MAY 2024

GROUP B Start Time: 18:36 End Time: 19:14

Rank	Bib	Name	Ctry Code	Date of Birth	1	2	3	Result	Wind	
3	1221	ZARAGKA Melina Greece	GRE	19 JAN 2007	12.69 +1.1	X +0.6	13.12 +0.2	13.12	+0.2	Q
4	1139	SY DE VAUCHER Amayelle France	FRA	26 MAR 2008	12.81 +1.1	X +0.6	X +0.1	12.81	+1.1	q PB
5	1426	PUČKO Taja Slovenia	SLO	1 JAN 2007	12.57 +1.1	12.38 +1.0	12.61 -0.1	12.61	-0.1	q PB
6	1446	NISIĆ Marija Serbia	SRB	29 NOV 2007	X +1.2	12.55 +0.7	12.57 +0.8	12.57	+0.8	q
7	1163	EDZARDS Lotta Germany	GER	5 JAN 2007	12.17 +1.0	11.94 +0.5	12.21 +0.6	12.21	+0.6	
8	1518	LUNDSTRÖM Stella Sweden	SWE	8 JAN 2007	X +0.6	12.16 -0.1	12.21 -0.3	12.21	-0.3	
9	1376	NOWAK Helena Poland	POL	9 OCT 2008	11.78 +0.4	11.91 +0.7	12.03 +0.3	12.03	+0.3	
10	1023	TSONCHEVA Karina Bulgaria	BUL	5 NOV 2008	X +0.3	11.87 +0.6	-	11.87	+0.6	
11	1001	JAVAKHYAN Sofia Armenia	ARM	1 JAN 2007	X +0.5	11.47 +0.8	11.46 +0.2	11.47	+0.8	
12	1359	MURAI-UBBY HR Norway	NOR	12 NOV 2007	X +0.8	X +0.8	11.47 +0.7	11.47	+0.7	

Starting order	1	2	3	4	5	6	7	8	9	10	11	12
	1163	1359	1426	1139	1446	1221	1023	1296	1001	1518	1067	1376

Qualification: Qualifying performance 13.00 (Q) or at least 12 best performers (q) advance to the Final

Weather conditions

Start of the event:
End of the event:

Temperature

27°C
27°C

Humidity

56%
56%

Conditions

Few clouds
Few clouds

Legend:

-	Pass	PB	Personal Best	Q	Qualified by standard	q	Qualified without standard
X	Failure						

THU 18 JUL 2024
 Start Time

18:40

Qualification
Results Summary

EUROPEAN U18 BEST	14.18 NACHEVA Aleksandra	BUL	Ratinan Stadion, Tampere (FIN)	15 JUL 2018
CHAMPIONSHIP BEST	13.95 VICENTE María	ESP	Olimpiai Sportpark, Győr (HUN)	8 JUL 2018
EUROPEAN U18 LEAD	13.50 APSĪTE Brenda Džiliana	LAT	Jāņa Daliņa Stadium, Valmiera (LAT)	25 MAY 2024

Rank	Bib	Name	Ctry Code	Group	Position	Wind	Result		
1	1067	DE LEON Ana Estrella	ESP	B	1	+0.1	13.17	Q	PB
2	1296	VALENTI Elisa	ITA	B	2	+1.1	13.16	Q	PB
3	1221	ZARAGKA Melina	GRE	B	3	+0.2	13.12	Q	
4	1415	VRINCEANU Daria	ROU	A	1	+0.4	13.08	Q	PB
5	1301	APSĪTE Brenda Džiliana	LAT	A	2	+1.1	12.98	q	
6	1124	CLAMY Tessa	FRA	A	3	+1.1	12.90	q	PB
7	1063	BARRIOS Maria	ESP	A	4	-0.3	12.87	q	
8	1139	SY DE VAUCHER Amayelle	FRA	B	4	+1.1	12.81	q	PB
9	1502	ALVELIN MALM Ella	SWE	A	5	+0.9	12.67	q	
10	1426	PUČKO Taja	SLO	B	5	-0.1	12.61	q	PB
11	1446	NISIĆ Marija	SRB	B	6	+0.8	12.57	q	
12	1529	BİRDEL Esmanur	TUR	A	6	+0.8	12.53	q	
13	1440	ĆUK Stela	SRB	A	7	+0.3	12.52		
14	1190	ROOS Berenike	GER	A	8	+0.6	12.38		
15	1163	EDZARDS Lotta	GER	B	7	+0.6	12.21		
16	1518	LUNDSTRÖM Stella	SWE	B	8	-0.3	12.21		
17	1207	MAMA Eleni Nektaria	GRE	A	9	+0.8	12.15		
18	1092	RŪNDVA Marta	EST	A	10	+0.7	12.14		
19	1376	NOWAK Helena	POL	B	9	+0.3	12.03		
20	1371	KOZŁOWSKA Roksana	POL	A	11	+0.5	11.96		
21	1494	MAJTÁNOVÁ Zuzana	SVK	A	12	+0.3	11.88		PB
22	1023	TSONCHEVA Karina	BUL	B	10	+0.6	11.87		
23	1001	JAVAKHYAN Sofia	ARM	B	11	+0.8	11.47		
24	1359	MURAI-UBBY Hannah Rebekah	NOR	B	12	+0.7	11.47		

Qualification: Qualifying performance 13.00 (Q) or at least 12 best performers (q) advance to the Final

Legend:	PB Personal Best	Q Qualified by standard	q Qualified without standard
----------------	-------------------------	--------------------------------	-------------------------------------

FRI 19 JUL 2024
 Start Time

18:30

Final
Results

EUROPEAN U18 BEST	20.52 DE BRUIN Corrie	NED Assen (NED)	13 JUN 1993
CHAMPIONSHIP BEST	18.50 EMILIANOV Alexandra	MDA New District Stadium, Tbilisi (GEO)	16 JUL 2016
EUROPEAN U18 LEAD	18.70 RAFAILIDOU Maria	GRE Pampeloponnisiako Stadium, Patra (GRE)	16 JUN 2024

Start Time: 18:30 End Time: 19:29

Rank	Bib	Name	Ctry Code	Date of Birth	1	2	3	4	5	6	Result
1	1212	RAFAILIDOU Maria Greece	GRE	29 JAN 2007	17.51	18.46	18.25	17.89	17.35	17.36	18.46
2	1550	SHEPEL Anhelina Ukraine	UKR	14 JUL 2008	X	16.15	16.17	16.21	16.69	17.09	17.09
3	1199	ANDREADI Anastasia Mihaela Greece	GRE	5 MAR 2008	X	X	16.70	15.76	15.87	X	16.70
4	1013	THIAM Nafy Belgium	BEL	19 SEP 2007	X	16.35	X	X	15.95	16.69	16.69
5	1191	SCHERF Emily Germany	GER	10 JAN 2007	15.91	16.33	16.45	16.33	X	15.72	16.45
6	1292	NALESSO Anita Italy	ITA	18 MAR 2007	15.97	15.16	15.25	15.20	15.60	X	15.97 PB
7	1172	HEBERLE Antonia Germany	GER	17 DEC 2008	15.40	X	15.63	15.02	15.36	X	15.63
8	1447	TRIFUNOVIĆ Aleksandra Serbia	SRB	9 FEB 2007	15.56	14.82	X	X	15.39	15.12	15.56 PB
9	1394	WYSOCZAŃSKA Iga Poland	POL	24 FEB 2007	15.41	15.33	14.24				15.41
10	1535	ÖZCAN Özlem Türkiye	TUR	25 SEP 2007	X	15.13	14.70				15.13
11	1513	JERGMAR Amilia Sweden	SWE	1 JAN 2007	14.79	X	14.30				14.79
12	1083	TANKEU DJEUDJI AN Spain	ESP	14 AUG 2007	X	13.92	14.64				14.64

Starting order	1	2	3	4	5	6	7	8	9	10	11	12
Initial	1550	1212	1513	1292	1172	1083	1199	1447	1535	1394	1013	1191
4th and 5th attempts	1447	1172	1292	1550	1013	1191	1199	1212				
Final	1447	1172	1292	1013	1191	1550	1199	1212				

Weather conditions

 Start of the event:
 End of the event:

Temperature

 27°C
 26°C

Humidity

 52%
 57%

Conditions

 Few clouds
 Few clouds

Legend:
PB Personal Best **X** Failure

THU 18 JUL 2024
Start Time

9:40

Qualification

Results

EUROPEAN U18 BEST	20.52	DE BRUIN Corrie	NED	Assen (NED)	13 JUN 1993
CHAMPIONSHIP BEST	18.50	EMILIANOV Alexandra	MDA	New District Stadium, Tbilisi (GEO)	16 JUL 2016
EUROPEAN U18 LEAD	18.70	RAFALIDOU Maria	GRE	Pampeloponnisiako Stadium, Patra (GRE)	16 JUN 2024

GROUP A Start Time: 9:51 End Time: 10:23

Rank	Bib	Name	Ctry Code	Date of Birth	1	2	3	Result
1	1550	SHEPEL Anhelina Ukraine	UKR	14 JUL 2008	17.26			17.26 Q
2	1083	TANKEU DJEUDJI AN Spain	ESP	14 AUG 2007	15.25	16.89		16.89 Q NU18B
3	1212	RAFALIDOU Maria Greece	GRE	29 JAN 2007	15.25	15.98	16.88	16.88 Q
4	1191	SCHERF Emily Germany	GER	10 JAN 2007	15.63	16.88		16.88 Q PB
5	1394	WYSOCZAŃSKA Iga Poland	POL	24 FEB 2007	15.83	13.62	X	15.83 q
6	1513	JERGMAR Amilia Sweden	SWE	1 JAN 2007	14.82	14.82	X	14.82 q
7	1411	FIRTALA Adina Ionela Romania	ROU	4 JAN 2007	13.73	14.67	13.81	14.67
8	1476	TEMENG Christa Switzerland	SUI	15 APR 2007	13.38	14.19	14.02	14.19
9	1269	BERNARDIS Elettra Italy	ITA	27 DEC 2007	13.29	13.92	14.18	14.18
10	1340	BIJLHOUWER Fenne Netherlands	NED	1 JAN 2007	13.93	13.63	13.67	13.93
11	1316	USTUPA Elīna Latvia	LAT	29 JAN 2007	12.64	13.23	12.38	13.23
12	1500	VASILCOVÁ Anna Slovak Republic	SVK	14 JAN 2008	11.75	12.71	X	12.71

Starting order	1	2	3	4	5	6	7	8	9	10	11	12
	1550	1340	1212	1500	1083	1191	1269	1316	1411	1513	1476	1394

GROUP B Start Time: 9:51 End Time: 11:06

Rank	Bib	Name	Ctry Code	Date of Birth	1	2	3	Result
1	1199	ANDREADI Anastasia Mihaela Greece	GRE	5 MAR 2008	17.37			17.37 Q
2	1535	ÖZCAN Özlem Türkiye	TUR	25 SEP 2007	14.83	15.80	16.12	16.12 q
3	1013	THIAM Nafy Belgium	BEL	19 SEP 2007	15.69	X	X	15.69 q
4	1172	HEBERLE Antonia Germany	GER	17 DEC 2008	15.27	14.61	X	15.27 q
5	1447	TRIFUNOVIĆ Aleksandra Serbia	SRB	9 FEB 2007	14.58	15.21	14.68	15.21 q
6	1292	NALESSO Anita Italy	ITA	18 MAR 2007	14.94	X	14.97	14.97 q
7	1522	RUNEMAR Elin Sweden	SWE	28 APR 2007	13.42	14.25	14.54	14.54
8	1344	DONKHOKSUNG Palita Netherlands	NED	1 JAN 2008	14.23	14.45	14.40	14.45
9	1072	LOPEZ Nerea Spain	ESP	23 MAR 2007	14.19	13.80		14.19
10	1363	BIELECKA Maja Poland	POL	20 DEC 2007	13.81	14.00	13.63	14.00

THU 18 JUL 2024
 Start Time

9:40

Qualification
Results

EUROPEAN U18 BEST	20.52 DE BRUIN Corrie	NED Assen (NED)	13 JUN 1993
CHAMPIONSHIP BEST	18.50 EMILIANOV Alexandra	MDA New District Stadium, Tbilisi (GEO)	16 JUL 2016
EUROPEAN U18 LEAD	18.70 RAFAILIDOU Maria	GRE Pampeloponnisiako Stadium, Patra (GRE)	16 JUN 2024

GROUP B Start Time: 9:51 End Time: 11:06

Rank	Bib	Name	Ctry Code	Date of Birth	1	2	3	Result
11	1015	BEŠLIJA Zerina Bosnia & Herzegovina	BIH	24 OCT 2008	13.75	X	12.84	13.75
12	1093	TIRI Kristella Estonia	EST	31 DEC 2007	13.33	13.48	13.51	13.51

Starting order	1	2	3	4	5	6	7	8	9	10	11	12
	1535	1292	1344	1172	1015	1093	1199	1522	1072	1447	1013	1363

Qualification: Qualifying performance 16.60 (Q) or at least 12 best performers (q) advance to the Final

Weather conditions

 Start of the event:
 End of the event:

Temperature

 21°C
 21°C

Humidity

 76%
 76%

Conditions

 Partly cloudy
 Partly cloudy

Legend:	National U18 Best	PB	Personal Best	Q	Qualified by standard	q	Qualified without standard
NU18B							
X	Failure						

THU 18 JUL 2024

Start Time

9:40

Qualification
Results Summary

EUROPEAN U18 BEST	20.52 DE BRUIN Corrie	NED Assen (NED)	13 JUN 1993
CHAMPIONSHIP BEST	18.50 EMILIANOV Alexandra	MDA New District Stadium, Tbilisi (GEO)	16 JUL 2016
EUROPEAN U18 LEAD	18.70 RAFAILIDOU Maria	GRE Pampeloponnisiako Stadium, Patra (GRE)	16 JUN 2024

Rank	Bib	Name	Ctry Code	Group	Position	Result	
1	1199	ANDREADI Anastasia Mihaela	GRE	B	1	17.37	Q
2	1550	SHEPEL Anhelina	UKR	A	1	17.26	Q
3	1083	TANKEU DJEUDJI Andrea Njimi	ESP	A	2	16.89	Q NU18B
4	1212	RAFAILIDOU Maria	GRE	A	3	16.88	Q
5	1191	SCHERF Emily	GER	A	4	16.88	Q PB
6	1535	ÖZCAN Özlem	TUR	B	2	16.12	q
7	1394	WYSOCZAŃSKA Iga	POL	A	5	15.83	q
8	1013	THIAM Nafy	BEL	B	3	15.69	q
9	1172	HEBERLE Antonia	GER	B	4	15.27	q
10	1447	TRIFUNOVIĆ Aleksandra	SRB	B	5	15.21	q
11	1292	NALESSO Anita	ITA	B	6	14.97	q
12	1513	JERGMAR Amilia	SWE	A	6	14.82	q
13	1411	FIRTALA Adina Ionela	ROU	A	7	14.67	
14	1522	RUNEMAR Elin	SWE	B	7	14.54	
15	1344	DONKHOKSUNG Palita	NED	B	8	14.45	
16	1476	TEMENG Christa	SUI	A	8	14.19	
17	1072	LOPEZ Nerea	ESP	B	9	14.19	
18	1269	BERNARDIS Elettra	ITA	A	9	14.18	
19	1363	BIELECKA Maja	POL	B	10	14.00	
20	1340	BIJLHOUWER Fenne	NED	A	10	13.93	
21	1015	BEŠLIJA Zerina	BIH	B	11	13.75	
22	1093	TIRI Kristella	EST	B	12	13.51	
23	1316	USTUPA Elīna	LAT	A	11	13.23	
24	1500	VASILCOVÁ Anna	SVK	A	12	12.71	

Qualification: Qualifying performance 16.60 (Q) or at least 12 best performers (q) advance to the Final

Legend:	NU18B National U18 Best	PB Personal Best	Q Qualified by standard	q Qualified without standard
----------------	--------------------------------	-------------------------	--------------------------------	-------------------------------------

SUN 21 JUL 2024
 Start Time

13:05

Final
Results

EUROPEAN U18 BEST	65.86 WYLUDDA Ilke	GDR Neubrandenburg (GDR)	1 AUG 1986
CHAMPIONSHIP BEST	58.09 EMILIANOV Alexandra	MDA New District Stadium, Tbilisi (GEO)	15 JUL 2016
EUROPEAN U18 LEAD	53.13 WEPIWE Nadjela	GER Banská Bystrica (SVK)	20 JUL 2024

Start Time: 13:00 End Time: 14:08

Rank	Bib	Name	Ctry Code	Date of Birth	1	2	3	4	5	6	Result
1	1196	WEPIWE Nadjela Germany	GER	8 JAN 2007	47.15	X	X	X	51.61	X	51.61
2	1083	TANKEU DJEUDJI AN Spain	ESP	14 AUG 2007	46.51	46.85	48.57	X	49.67	50.01	50.01
3	1028	BARBIĆ Vita Croatia	CRO	13 AUG 2007	X	36.93	49.50	47.51	45.41	48.15	49.50 PB
4	1160	ADESOKAN Favour Germany	GER	19 APR 2008	45.93	43.46	48.26	47.27	45.71	X	48.26 PB
5	1215	SAMOLADA Vasiliki Greece	GRE	19 MAY 2007	45.11	46.24	47.14	47.02	44.28	X	47.14
6	1234	KESERŰ Mirabella Emese Hungary	HUN	7 JAN 2008	44.70	38.83	46.75	45.47	44.55	X	46.75
7	1212	RAFAILIDOU Maria Greece	GRE	29 JAN 2007	45.74	44.53	38.23	46.73	43.94	X	46.73
8	1113	MUUKKA Iida Finland	FIN	20 JUN 2007	43.96	X	42.59	42.11	X	X	43.96
9	1515	KARLSSON Julia Sweden	SWE	24 NOV 2007	42.36	39.20	X				42.36
10	1340	BIJLHOUWER Fenne Netherlands	NED	1 JAN 2007	40.82	X	39.98				40.82
11	1036	ARISTOTELOUS Rafaella Cyprus	CYP	27 JUL 2007	40.78	40.14	X				40.78
12	1445	KRTINIĆ Danka Serbia	SRB	21 OCT 2007	39.38	X	X				39.38

Starting order	1	2	3	4	5	6	7	8	9	10	11	12
Initial	1234	1215	1113	1196	1083	1028	1445	1212	1340	1160	1515	1036
4th and 5th attempts	1113	1212	1234	1215	1196	1160	1083	1028				
Final	1113	1212	1234	1215	1160	1028	1083	1196				

Weather conditions

 Start of the event:
 End of the event:

Temperature

 24°C
 24°C

Humidity

 53%
 53%

Conditions

 Sunny
 Sunny

Legend:
PB Personal Best **X** Failure

SAT 20 JUL 2024
 Start Time

9:00

Qualification
Results

EUROPEAN U18 BEST	65.86 WYLUDDA Ilke	GDR Neubrandenburg (GDR)	1 AUG 1986
CHAMPIONSHIP BEST	58.09 EMILIANOV Alexandra	MDA New District Stadium, Tbilisi (GEO)	15 JUL 2016
EUROPEAN U18 LEAD	52.14 MAKHMUTOVA Alisa	RUS SGAFKST Arena, Smolensk (RUS)	29 JUN 2024

GROUP A Start Time: 8:56 End Time: 9:29

Rank	Bib	Name	Ctry Code	Date of Birth	1	2	3	Result
1	1083	TANKEU DJEUDJI AN Spain	ESP	14 AUG 2007	48.90			48.90 Q
2	1215	SAMOLADA Vasiliki Greece	GRE	19 MAY 2007	47.03 47.05 47.77			47.77 Q PB
3	1028	BARBIĆ Vita Croatia	CRO	13 AUG 2007	47.23	X	-	47.23 q
4	1160	ADESOKAN Favour Germany	GER	19 APR 2008	44.85 44.94		X	44.94 q
5	1234	KESERŰ Mirabella Emese Hungary	HUN	7 JAN 2008	44.46	X	X	44.46 q
6	1340	BIJLHOUWER Fenne Netherlands	NED	1 JAN 2007	43.31 41.83		X	43.31 q
7	1109	MÄKINEN Kiia Finland	FIN	9 DEC 2008	42.23	X	40.94	42.23
8	1362	BARTECZKO Maja Poland	POL	12 AUG 2008	38.96 42.00 40.94			42.00
9	1412	PADURE Lara Ioana Romania	ROU	1 JAN 2007	X	X	41.94	41.94
10	1297	VERONESE Emma Italy	ITA	1 JAN 2008	X	39.84 41.06		41.06
11	1479	WALTHER Tina Switzerland	SUI	8 JAN 2007	40.18 39.60 37.73			40.18
12	1495	OKOYEOCHA Ema Ijeoma Slovak Republic	SVK	12 OCT 2008	X	36.14 37.98		37.98

Starting order	1	2	3	4	5	6	7	8	9	10	11	12
	1479	1412	1495	1340	1109	1215	1297	1160	1083	1362	1028	1234

GROUP B Start Time: 10:08 End Time: 10:40

Rank	Bib	Name	Ctry Code	Date of Birth	1	2	3	Result
1	1196	WEPIWE Nadjela Germany	GER	8 JAN 2007	53.13			53.13 Q EU18L
2	1113	MUUKKA Iida Finland	FIN	20 JUN 2007	37.55 46.29 44.57			46.29 q
3	1036	ARISTOTELOUS Rafaella Cyprus	CYP	27 JUL 2007	43.33 42.46		X	43.33 q
4	1515	KARLSSON Julia Sweden	SWE	24 NOV 2007	X	X	43.20	43.20 q
5	1212	RAFALIDOU Maria Greece	GRE	29 JAN 2007	43.04	X	41.70	43.04 q
6	1445	KRTINIĆ Danka Serbia	SRB	21 OCT 2007	42.95	X	42.32	42.95 q
7	1097	VERST Katarina Estonia	EST	6 MAR 2007	42.25	X	41.87	42.25 PB
8	1229	FARKAS Emese Hungary	HUN	23 NOV 2008	X	X	40.51	40.51
9	1472	SIMÓN CARREÑO Mar Switzerland	SUI	1 MAR 2008	33.67 35.72 38.97			38.97
10	1033	VOJNOVIĆ Ivana Croatia	CRO	18 JUN 2007	38.80	X	X	38.80

SAT 20 JUL 2024
 Start Time

9:00

Qualification
Results

EUROPEAN U18 BEST	65.86 WYLUDDA Ilke	GDR Neubrandenburg (GDR)	1 AUG 1986
CHAMPIONSHIP BEST	58.09 EMILIANOV Alexandra	MDA New District Stadium, Tbilisi (GEO)	15 JUL 2016
EUROPEAN U18 LEAD	52.14 MAKHMUTOVA Alisa	RUS SGAFKST Arena, Smolensk (RUS)	29 JUN 2024

GROUP B Start Time: 10:08 End Time: 10:40

Rank	Bib	Name	Ctry Code	Date of Birth	1	2	3	Result
11	1394	WYSOCZAŃSKA Iga Poland	POL	24 FEB 2007	X	36.82	36.76	36.82
	1300	GEGA Nartila Kosovo	KOS	25 AUG 2008	X	X	X	NM

Starting order	1	2	3	4	5	6	7	8	9	10	11	12
	1394	1445	1229	1113	1196	1212	1515	1033	1036	1300	1472	1097

Qualification: Qualifying performance 47.50 (Q) or at least 12 best performers (q) advance to the Final

Weather conditions

 Start of the event:
 End of the event:

Temperature

 19°C
 23°C

Humidity

 77%
 64%

Conditions

 Partly cloudy
 Overcast

Legend:

-	Pass	EU18L	European U18 Lead	NM	No Mark	PB	Personal Best
Q	Qualified by standard	q	Qualified without standard	X	Failure		

SAT 20 JUL 2024
 Start Time

9:00

Qualification
Results Summary

EUROPEAN U18 BEST	65.86 WYLUDDA Ilke	GDR Neubrandenburg (GDR)	1 AUG 1986
CHAMPIONSHIP BEST	58.09 EMILIANOV Alexandra	MDA New District Stadium, Tbilisi (GEO)	15 JUL 2016
EUROPEAN U18 LEAD	52.14 MAKHMUTOVA Alisa	RUS SGAFKST Arena, Smolensk (RUS)	29 JUN 2024

Rank	Bib	Name	Ctry Code	Group	Position	Result	
1	1196	WEPIWE Nadjela	GER	B	1	53.13	Q EU18L
2	1083	TANKEU DJEUDJI Andrea Njimi	ESP	A	1	48.90	Q
3	1215	SAMOLADA Vasiliki	GRE	A	2	47.77	Q PB
4	1028	BARBIĆ Vita	CRO	A	3	47.23	q
5	1113	MUUKKA Iida	FIN	B	2	46.29	q
6	1160	ADESOKAN Favour	GER	A	4	44.94	q
7	1234	KESERŰ Mirabella Emese	HUN	A	5	44.46	q
8	1036	ARISTOTELOUS Rafaella	CYP	B	3	43.33	q
9	1340	BIJLHOUWER Fenne	NED	A	6	43.31	q
10	1515	KARLSSON Julia	SWE	B	4	43.20	q
11	1212	RAFALIDOU Maria	GRE	B	5	43.04	q
12	1445	KRTINIĆ Danka	SRB	B	6	42.95	q
13	1097	VERST Katarina	EST	B	7	42.25	PB
14	1109	MÄKINEN Kiia	FIN	A	7	42.23	
15	1362	BARTECZKO Maja	POL	A	8	42.00	
16	1412	PADURE Lara Ioana	ROU	A	9	41.94	
17	1297	VERONESE Emma	ITA	A	10	41.06	
18	1229	FARKAS Emese	HUN	B	8	40.51	
19	1479	WALTHER Tina	SUI	A	11	40.18	
20	1472	SIMÓN CARREÑO Mar	SUI	B	9	38.97	
21	1033	VOJNOVIĆ Ivana	CRO	B	10	38.80	
22	1495	OKOYEocha Ema Ijeoma	SVK	A	12	37.98	
23	1394	WYSOCZAŃSKA Iga	POL	B	11	36.82	
	1300	GEga Nartila	KOS	B		NM	

Qualification: Qualifying performance 47.50 (Q) or at least 12 best performers (q) advance to the Final

Legend:						
EU18L	European U18 Lead	NM	No Mark	PB	Personal Best	Q Qualified by standard
q	Qualified without standard					

FRI 19 JUL 2024
 Start Time

16:45

Final
Hammer Throw (3kg) Women
Results

EUROPEAN U18 BEST	76.04 GYURÁTZ Réka	HUN	Zalaegerszeg (HUN)	23 JUN 2013
CHAMPIONSHIP BEST	74.36 IVANENKO Valeriya	UKR	Olimpiai Sportpark, Győr (HUN)	5 JUL 2018
EUROPEAN U18 LEAD	72.66 HEGEMANN Clara	GER	Aire de lancer, Raedersheim (FRA)	2 JUN 2024

Start Time: 16:43 End Time: 17:59

Rank	Bib	Name	Ctry Code	Date of Birth	1	2	3	4	5	6	Result
1	1173	HEGEMANN Clara Germany	GER	11 JUL 2007	69.40	X	70.31	72.93	65.68	X	72.93 WU18L
2	1540	DZEROZHYNKA Polina Ukraine	UKR	23 SEP 2008	70.22	X	72.92	71.66	70.22	X	72.92 PB
3	1178	KIENAST Nova Germany	GER	24 JUL 2007	X	64.77	66.54	71.07	71.72	X	71.72
4	1103	KÄRHÄ Pinja Finland	FIN	20 MAR 2007	69.60	X	69.82	X	X	71.44	71.44
5	1066	CORBACHO Aixa Spain	ESP	18 MAR 2007	65.88	64.05	56.77	X	64.94	62.92	65.88 PB
6	1123	BONJEAN Candyce France	FRA	16 JUN 2007	63.65	63.05	65.41	X	63.94	X	65.41
7	1104	KÄRHÄ Venla Finland	FIN	20 MAR 2007	65.22	63.77	X	62.26	64.59	64.94	65.22 PB
8	1234	KESERŰ Mirabella Emese Hungary	HUN	7 JAN 2008	61.20	62.43	61.34	58.29	62.11	X	62.43
9	1231	FERTIG Fanni Hungary	HUN	24 APR 2007	61.70	61.30	59.76				61.70
10	1553	SKOCHENKO Ilona Ukraine	UKR	29 JUN 2008	X	60.67	60.12				60.67
11	1386	ŚMIGLEWSKA Zuzanna Poland	POL	28 SEP 2007	X	60.46	X				60.46
12	1436	AMIDŽIĆ Mina Serbia	SRB	21 NOV 2007	59.62	X	53.02				59.62

Starting order	1	2	3	4	5	6	7	8	9	10	11	12
Initial	1436	1066	1553	1234	1123	1173	1104	1386	1178	1231	1103	1540
4th and 5th attempts	1234	1104	1123	1066	1178	1103	1173	1540				
Final	1234	1104	1123	1066	1103	1178	1540	1173				

Weather conditions

 Start of the event:
 End of the event:

Temperature

 28°C
 28°C

Humidity

 48%
 49%

Conditions

 Few clouds
 Sunny

Legend:
PB Personal Best **WU18L** World U18 Lead **X** Failure

Results

EUROPEAN U18 BEST	76.04	GYURÁTZ Réka	HUN	Zalaegerszeg (HUN)	23 JUN 2013
CHAMPIONSHIP BEST	74.36	IVANENKO Valeriya	UKR	Olimpiai Sportpark, Győr (HUN)	5 JUL 2018
EUROPEAN U18 LEAD	72.66	HEGEMANN Clara	GER	Aire de lancer, Raedersheim (FRA)	2 JUN 2024

GROUP A Start Time: 10:53 End Time: 11:41

Rank	Bib	Name	Ctry Code	Date of Birth	1	2	3	Result
1	1173	HEGEMANN Clara Germany	GER	11 JUL 2007	69.51			69.51 Q
2	1540	DZEROZHYNKA Polina Ukraine	UKR	23 SEP 2008	68.16			68.16 Q
3	1104	KÄRHÄ Venla Finland	FIN	20 MAR 2007	62.29	X	62.23	62.29 q
4	1123	BONJEAN Candyce France	FRA	16 JUN 2007	61.78	60.77	62.13	62.13 q
5	1234	KESERŰ Mirabella Emese Hungary	HUN	7 JAN 2008	X	X	59.98	59.98 q
6	1436	AMIDŽIĆ Mina Serbia	SRB	21 NOV 2007	58.52	59.27	58.13	59.27 q
7	1250	GALLEN Caoimhe Ireland	IRL	31 JUL 2007	57.36	57.98	58.83	58.83
8	1298	ZANNA Celeste Italy	ITA	7 AUG 2007	55.53	X	58.77	58.77
9	1002	BUTTER Nina Austria	AUT	1 JAN 2007	58.51	57.36	58.25	58.51
10	1501	ALLARD Midea Sweden	SWE	3 FEB 2008	51.99	52.18	57.43	57.43
11	1262	SVERRISDÓTTIR Birna Jóna Iceland	ISL	6 MAY 2007	X	56.38	56.70	56.70
12	1211	PETEINARI Ioanna Greece	GRE	20 MAR 2008	56.39	54.56	54.06	56.39
13	1495	OKOYECHA Ema Ijeoma Slovak Republic	SVK	12 OCT 2008	X	54.83	55.80	55.80
14	1382	PRACHARCZYK Maria Poland	POL	23 JUL 2007	55.79	X	X	55.79
15	1336	SHOEMAKE Bianca Malta	MLT	2 FEB 2008	X	48.71	X	48.71

Starting order	1	2	3	4	5	6	7	8	9	10	11	12	13	14
	1298	1104	1436	1336	1211	1173	1123	1495	1262	1002	1382	1501	1234	1540
Starting order	15													
	1250													

GROUP B Start Time: 12:17 End Time: 13:04

Rank	Bib	Name	Ctry Code	Date of Birth	1	2	3	Result
1	1178	KIENAST Nova Germany	GER	24 JUL 2007	69.36			69.36 Q
2	1103	KÄRHÄ Pinja Finland	FIN	20 MAR 2007	X	68.63		68.63 Q
3	1066	CORBACHO Aixa Spain	ESP	18 MAR 2007	57.21	61.48	62.74	62.74 q
4	1231	FERTIG Fanni Hungary	HUN	24 APR 2007	58.08	56.85	61.86	61.86 q
5	1553	SKOCHENKO Ilona Ukraine	UKR	29 JUN 2008	57.63	59.74	59.92	59.92 q
6	1386	ŚMIGLEWSKA Zuzanna Poland	POL	28 SEP 2007	X	59.06	X	59.06 q

THU 18 JUL 2024
 Start Time

10:55

Qualification
Hammer Throw (3kg) Women
Results

EUROPEAN U18 BEST	76.04	GYURÁTZ Réka	HUN	Zalaegerszeg (HUN)	23 JUN 2013
CHAMPIONSHIP BEST	74.36	IVANENKO Valeriya	UKR	Olimpiai Sportpark, Győr (HUN)	5 JUL 2018
EUROPEAN U18 LEAD	72.66	HEGEMANN Clara	GER	Aire de lancer, Raedersheim (FRA)	2 JUN 2024

GROUP B Start Time: 12:17 End Time: 13:04

Rank	Bib	Name	Ctry Code	Date of Birth	1	2	3	Result
7	1202	CHERNOVA Alexandra Greece	GRE	4 MAY 2008	X	58.71	X	58.71
8	1418	KOVAČIČ Zala Slovenia	SLO	2 APR 2007	57.60	55.33	56.53	57.60
9	1283	GIARDINIERI Aurora Italy	ITA	26 SEP 2007	57.40	X	51.75	57.40
10	1534	KUŞOĞ Birsen Türkiye	TUR	27 OCT 2008	57.31	56.45	57.09	57.31
11	1096	VEBERSON Madleen Estonia	EST	28 AUG 2008	55.65	56.45	X	56.45
12	1516	LINDBERG Beatrice Sweden	SWE	24 AUG 2007	X	53.80	X	53.80
13	1055	ETTRUP LARSEN Sarah Denmark	DEN	15 MAR 2008	X	X	53.61	53.61
14	1332	SNÄLL Sofia Luxembourg	LUX	1 JAN 2007	50.48	X	X	50.48
	1009	BEERNAERT Manon Belgium	BEL	13 JAN 2007	X	X	X	NM

Starting order	1	2	3	4	5	6	7	8	9	10	11	12	13	14
	1202	1103	1231	1332	1096	1386	1178	1516	1009	1418	1553	1055	1534	1066
Starting order	15													
	1283													

Qualification: Qualifying performance 66.00 (Q) or at least 12 best performers (q) advance to the Final

Weather conditions

 Start of the event:
 End of the event:

Temperature

 21°C
 29°C

Humidity

 76%
 54%

Conditions

 Partly cloudy
 Sunny

Legend:
NM No Mark **Q** Qualified by standard **q** Qualified without standard **X** Failure

THU 18 JUL 2024
 Start Time

10:55

Qualification
Hammer Throw (3kg) Women
Results Summary

EUROPEAN U18 BEST	76.04 GYURÁTZ Réka	HUN Zalaegerszeg (HUN)	23 JUN 2013
CHAMPIONSHIP BEST	74.36 IVANENKO Valeriya	UKR Olimpiai Sportpark, Győr (HUN)	5 JUL 2018
EUROPEAN U18 LEAD	72.66 HEGEMANN Clara	GER Aire de lancer, Raedersheim (FRA)	2 JUN 2024

Rank	Bib	Name	Ctry Code	Group	Position	Result
1	1173	HEGEMANN Clara	GER	A	1	69.51 Q
2	1178	KIENAST Nova	GER	B	1	69.36 Q
3	1103	KÁRHÄ Pinja	FIN	B	2	68.63 Q
4	1540	DZEROZHYNKA Polina	UKR	A	2	68.16 Q
5	1066	CORBACHO Aixa	ESP	B	3	62.74 q
6	1104	KÁRHÄ Venla	FIN	A	3	62.29 q
7	1123	BONJEAN Candyce	FRA	A	4	62.13 q
8	1231	FERTIG Fanni	HUN	B	4	61.86 q
9	1234	KESERÜ Mirabella Emese	HUN	A	5	59.98 q
10	1553	SKOCHENKO Ilona	UKR	B	5	59.92 q
11	1436	AMIDŽIĆ Mina	SRB	A	6	59.27 q
12	1386	ŠMIGLEWSKA Zuzanna	POL	B	6	59.06 q
13	1250	GALLEN Caoimhe	IRL	A	7	58.83
14	1298	ZANNA Celeste	ITA	A	8	58.77
15	1202	CHERNOVA Alexandra	GRE	B	7	58.71
16	1002	BUTTER Nina	AUT	A	9	58.51
17	1418	KOVAČIĆ Zala	SLO	B	8	57.60
18	1501	ALLARD Midea	SWE	A	10	57.43
19	1283	GIARDINIERI Aurora	ITA	B	9	57.40
20	1534	KUŞOĞ Birsen	TUR	B	10	57.31
21	1262	SVERRISDÓTTIR Birna Jóna	ISL	A	11	56.70
22	1096	VEBERSON Madleen	EST	B	11	56.45
23	1211	PETEINARI Ioanna	GRE	A	12	56.39
24	1495	OKOYEOCHA Ema Ijeoma	SVK	A	13	55.80
25	1382	PRACHARCZYK Maria	POL	A	14	55.79
26	1516	LINDBERG Beatrice	SWE	B	12	53.80
27	1055	ETTRUP LARSEN Sarah	DEN	B	13	53.61
28	1332	SNÄLL Sofia	LUX	B	14	50.48
29	1336	SHOEMAKE Bianca	MLT	A	15	48.71
	1009	BEERNAERT Manon	BEL	B		NM

Qualification: Qualifying performance 66.00 (Q) or at least 12 best performers (q) advance to the Final

Legend:	No Mark	Q	Qualified by standard	q	Qualified without standard
----------------	---------	---	-----------------------	---	----------------------------

Results

EUROPEAN U18 BEST	70.10 VILAGOŠ Adriana	SRB Atletski Stadion, Kraljevo (SRB)	14 AUG 2021
CHAMPIONSHIP BEST	60.89 DUARTE MORAIS Arianne	NOR New District Stadium, Tbilisi (GEO)	17 JUL 2016
EUROPEAN U18 LEAD	57.81 BARBIĆ Vita	CRO Atletski stadion Poljane, Maribor (SLO)	6 JUL 2024

Start Time: 19:03 End Time: 20:10

Rank	Bib	Name	Ctry Code	Date of Birth	1	2	3	4	5	6	Result	
1	1028	BARBIĆ Vita Croatia	CRO	13 AUG 2007	55.64	60.72	58.14	56.62	57.75	61.07	61.07	CB
2	1175	IRLINGER Konstanze Germany	GER	8 MAR 2007	56.82	53.12	53.89	52.15	53.71	57.64	57.64	NU18B
3	1531	CIÇEK Rabiye Türkiye	TUR	12 APR 2007	51.29	49.02	50.14	54.52	48.51	52.41	54.52	PB
4	1517	LINDBERG Elin Sweden	SWE	2 AUG 2008	49.58	46.42	46.47	46.35	49.57	53.90	53.90	
5	1057	LEI HANSGAARD Viola Denmark	DEN	19 APR 2008	44.81	X	48.86	39.54	49.18	50.50	50.50	NU18B
6	1339	BAERVELDT Jolie Netherlands	NED	11 MAR 2007	45.63	46.22	47.84	49.77	X	48.65	49.77	
7	1081	SELLART Erika Spain	ESP	15 JUN 2007	44.65	47.21	48.33	49.48	X	48.42	49.48	
8	1419	KRIŽ Živa Slovenia	SLO	1 JAN 2008	46.69	47.84	42.47	45.63	X	X	47.84	
9	1070	IGLESIAS Lara Spain	ESP	18 NOV 2007	X	42.80	46.09				46.09	
10	1098	AARNIO Milla Finland	FIN	12 FEB 2008	44.33	X	45.27				45.27	
11	1185	NEUPAUEROVA Ema Germany	GER	8 OCT 2008	42.02	44.64	43.31				44.64	
12	1003	HALLER Leonie Zoe Austria	AUT	1 JAN 2007	43.05	43.83	42.11				43.83	

Starting order	1	2	3	4	5	6	7	8	9	10	11	12
Initial	1419	1070	1057	1098	1185	1003	1028	1081	1531	1175	1517	1339
4th and 5th attempts	1339	1419	1081	1057	1517	1531	1175	1028				
Final	1419	1057	1081	1517	1339	1531	1175	1028				

Weather conditions

 Start of the event:
 End of the event:

Temperature

 27°C
 25°C

Humidity

 53%
 63%

Conditions

 Sunny
 Few clouds

Legend:	CB Championship Best	NU18B National U18 Best	PB Personal Best	X Failure
----------------	-----------------------------	--------------------------------	-------------------------	------------------

Results

EUROPEAN U18 BEST	70.10	VILAGOŠ Adriana	SRB	Atletski Stadion, Kraljevo (SRB)	14 AUG 2021
CHAMPIONSHIP BEST	60.89	DUARTE MORAIS Arianne	NOR	New District Stadium, Tbilisi (GEO)	17 JUL 2016
EUROPEAN U18 LEAD	57.81	BARBIĆ Vita	CRO	Atletski stadion Poljane, Maribor (SLO)	6 JUL 2024

GROUP A Start Time: 11:40 End Time: 12:14

Rank	Bib	Name	Ctry Code	Date of Birth	1	2	3	Result		
1	1339	BAERVELDT Jolie Netherlands	NED	11 MAR 2007	45.55	54.67		54.67	Q	PB
2	1057	LEI HANSGAARD Viola Denmark	DEN	19 APR 2008	47.79	48.36	46.36	48.36		NU18B
3	1185	NEUPAUEROVA Ema Germany	GER	8 OCT 2008	44.49	47.63	42.58	47.63		
4	1098	AARNIO Milla Finland	FIN	12 FEB 2008	46.95	39.82	43.05	46.95		
5	1070	IGLESIAS Lara Spain	ESP	18 NOV 2007	41.01	41.49	46.84	46.84		
6	1422	MESEC Pia Slovenia	SLO	1 JAN 2008	42.66	46.33	46.35	46.35		
7	1437	BEDE Borbala Serbia	SRB	12 JUN 2007	45.81	X	39.96	45.81		
8	1514	JUNESTÅL Stina Sweden	SWE	20 MAY 2008	45.39	37.14	42.38	45.39		
9	1365	GIBAS Amelia Poland	POL	1 OCT 2008	41.08	45.34	44.12	45.34		
10	1306	KLAUMANE Elīza Latvia	LAT	15 APR 2008	40.40	44.95	40.73	44.95		
11	1274	CORTESI Elisa Italy	ITA	1 JAN 2007	40.01	42.90	39.52	42.90		

Starting order	1	2	3	4	5	6	7	8	9	10	11
	1339	1274	1437	1306	1070	1365	1098	1057	1422	1185	1514

Qualification: Qualifying performance 52.00 (Q) or at least 12 best performers (q) advance to the Final

Weather conditions

Start of the event:
End of the event:

Temperature

23°C
24°C

Humidity

64%
58%

Conditions

Overcast
Overcast

Legend:

NU18B National U18 Best PB Personal Best Q Qualified by standard X Failure

SAT 20 JUL 2024
 Start Time

11:45

Qualification
Results Summary

EUROPEAN U18 BEST	70.10 VILAGOŠ Adriana	SRB Atletski Stadion, Kraljevo (SRB)	14 AUG 2021
CHAMPIONSHIP BEST	60.89 DUARTE MORAIS Arianne	NOR New District Stadium, Tbilisi (GEO)	17 JUL 2016
EUROPEAN U18 LEAD	57.81 BARBIĆ Vita	CRO Atletski stadion Poljane, Maribor (SLO)	6 JUL 2024

Rank	Bib	Name	Ctry Code	Group	Position	Result
1	1028	BARBIĆ Vita	CRO	B	1	55.13 Q
2	1339	BAERVELDT Jolie	NED	A	1	54.67 Q PB
3	1175	IRLINGER Konstanze	GER	B	2	53.41 Q
4	1531	ÇIÇEK Rabiye	TUR	B	3	52.44 Q PB
5	1517	LINDBERG Elin	SWE	B	4	51.94 q
6	1419	KRIŽ Živa	SLO	B	5	49.03 q PB
7	1057	LEI HANSGAARD Viola	DEN	A	2	48.36 q NU18B
8	1185	NEUPAUEROVA Ema	GER	A	3	47.63 q
9	1081	SELLART Erika	ESP	B	6	47.50 q
10	1003	HALLER Leonie Zoe	AUT	B	7	47.21 q
11	1098	AARNIO Milla	FIN	A	4	46.95 q
12	1070	IGLESIAS Lara	ESP	A	5	46.84 q
13	1480	BALLOVÁ Daša	SVK	B	8	46.47 PB
14	1422	MESEC Pia	SLO	A	6	46.35
15	1258	SILKENA Enya	IRL	B	9	46.07
16	1437	BEDE Borbala	SRB	A	7	45.81
17	1514	JUNESTÅL Stina	SWE	A	8	45.39
18	1365	GIBAS Amelia	POL	A	9	45.34
19	1306	KLAUMANE Elīza	LAT	A	10	44.95
20	1118	VÄÄNÄNEN Jenni	FIN	B	10	44.17
21	1274	CORTESI Elisa	ITA	A	11	42.90
22	1381	PIECHOTA Antonina	POL	B	11	41.85
	1316	USTUPA Elīna	LAT	B		NM

Qualification: Qualifying performance 52.00 (Q) or at least 12 best performers (q) advance to the Final

Legend:						
NM	No Mark	NU18B	National U18 Best	PB	Personal Best	Q
q	Qualified without standard					Qualified by standard

THU 18 JUL 2024
 Start Time 9:00

100m Hurdles (76.2cm) Women
Results

EUROPEAN HEPTATHLON U18 BEST	6301 JÆGER Henriette	NOR	Melløs stadion, Moss (NOR)	13 SEP 2020
CHAMPIONSHIP BEST	6221 VICENTE María	ESP	Olimpiai Sportpark, Győr (HUN)	6 JUL 2018
EUROPEAN U18 LEAD	5948 VIRJONEN Enni	FIN	Ratinaan Stadion, Tampere (FIN)	19 MAY 2024
EUROPEAN HEPTATHLON U18 BEST	13.21 JÆGER Henriette	NOR	Melløs stadion, Moss (NOR)	12 SEP 2020
CHAMPIONSHIP BEST	13.25 VICENTE María	ESP	Olimpiai Sportpark, Győr (HUN)	5 JUL 2018

HEAT 1 Start Time: 9:00

Wind: +0.1 m/s

Rank	Bib	Name	Ctry Code	Date of Birth	Lane	Reaction Time	Result	Points	
1	1168	GRETZLER Lotte Germany	GER	1 JAN 2007	6	0.166	14.06	970	PB
2	1261	SÆVARSDÓTTIR Ísold Iceland	ISL	17 FEB 2007	5	0.210	14.22	947	NU18B
3	1102	KÄHTÄVÄ Livia Finland	FIN	17 JUN 2008	3	0.224	14.54	903	
4	1463	PFISTER Anna Switzerland	SUI	18 JUN 2007	7	0.259	14.60	895	
5	1045	KUBAJUROVÁ Tereza Czechia	CZE	5 FEB 2007	2	0.156	14.67	886	
6	1361	TVEIT AMUNDSEN Susanne Norway	NOR	23 JAN 2007	8	0.222	14.91	854	

HEAT 2 Start Time: 9:08

Wind: +0.2 m/s

Rank	Bib	Name	Ctry Code	Date of Birth	Lane	Reaction Time	Result	Points	
1	1095	UUSORG Mia Mireia Estonia	EST	21 NOV 2007	4	0.229	13.92	990	PB
2	1396	CANDÉ Natacha Portugal	POR	25 JAN 2007	5	0.160	13.94	987	PB
3	1076	MONROY Andrea Spain	ESP	18 MAY 2007	8	0.161	13.95	985	PB
4	1312	REITMANE Adriana Latvia	LAT	7 JUL 2007	7	0.267	14.09	966	PB
5	1459	KAISER Aline Switzerland	SUI	10 JAN 2007	2	0.206	14.18	953	PB
6	1521	RUNEBORG Wilda Sweden	SWE	6 MAR 2007	6	0.247	14.20	950	
7	1304	BUNDE Nikola Latvia	LAT	11 MAR 2007	3	0.280	14.52	906	

HEAT 3 Start Time: 9:16

Wind: -0.3 m/s

Rank	Bib	Name	Ctry Code	Date of Birth	Lane	Reaction Time	Result	Points	
1	1498	ŠVAŇOVÁ Dominika Slovak Republic	SVK	23 JAN 2008	2	0.202	14.06	970	
2	1345	JANSEN Ruby Netherlands	NED	1 JAN 2007	8	0.188	14.09	966	
3	1148	JOHN Ava Great Britain & Northern Ireland	GBR	2 JAN 2007	3	0.184	14.21	949	
4	1338	ACHIGWE Gift Netherlands	NED	1 JAN 2008	4	0.200	14.25	943	
5	1519	OLSSON Evelina Sweden	SWE	3 MAR 2008	5	0.191	14.26	942	
6	1392	WIESZTORT Laura Poland	POL	20 AUG 2008	6	0.185	14.27	941	
7	1293	PASTORE Isabella Italy	ITA	24 JUN 2008	7	0.241	14.42	920	

THU 18 JUL 2024
 Start Time

100m Hurdles (76.2cm) Women
Results

EUROPEAN HEPTATHLON U18 BEST	6301 JÆGER Henriette	NOR	Melløs stadion, Moss (NOR)	13 SEP 2020
CHAMPIONSHIP BEST	6221 VICENTE María	ESP	Olimpiai Sportpark, Győr (HUN)	6 JUL 2018
EUROPEAN U18 LEAD	5948 VIRJONEN Enni	FIN	Ratinal Stadion, Tampere (FIN)	19 MAY 2024
EUROPEAN HEPTATHLON U18 BEST	13.21 JÆGER Henriette	NOR	Melløs stadion, Moss (NOR)	12 SEP 2020
CHAMPIONSHIP BEST	13.25 VICENTE María	ESP	Olimpiai Sportpark, Győr (HUN)	5 JUL 2018

HEAT 4

Start Time: 9:24

Wind: -0.6 m/s

Rank	Bib	Name	Ctry Code	Date of Birth	Lane	Reaction Time	Result	Points	
1	1119	VIRJONEN Enni Finland	FIN	14 MAY 2007	5	0.231	13.12	1106	EHU18B
2	1143	BROWN Thea Great Britain & Northern Ireland	GBR	19 MAR 2007	4	0.187	13.18	1097	PB
3	1133	NDOUMA-MONA Zola France	FRA	24 MAY 2007	2	0.191	13.76	1013	PB
4	1192	SCHNEMILICH Maria Germany	GER	28 JAN 2007	6	0.195	13.80	1007	
5	1288	MANFREDINI Rita Italy	ITA	3 MAY 2008	3	0.190	13.82	1004	
6	1091	RITARI Marleen Estonia	EST	31 JAN 2007	7	0.158	13.91	991	
7	1068	FERNÁNDEZ Celia Spain	ESP	23 SEP 2008	8	0.170	14.19	952	

RERUN

Start Time: 13:20

Wind: -2.1 m/s

Rank	Bib	Name	Ctry Code	Date of Birth	Lane	Reaction Time	Result	Points	
1	1258	SILKENA Enya Ireland	IRL	7 OCT 2007	4	0.143	14.58	898	PB

Weather conditions at the beginning of the 1st heat

Temperature: 21°C Humidity: 76% Conditions: Partly cloudy

Legend:
EHU18B European Heptathlon U18 Best **NU18B** National U18 Best **PB** Personal Best

THU 18 JUL 2024
 Start Time

100m Hurdles (76.2cm) Women
Results Summary

EUROPEAN HEPTATHLON U18 BEST	6301 JÆGER Henriette	NOR	Melløs stadion, Moss (NOR)	13 SEP 2020
CHAMPIONSHIP BEST	6221 VICENTE María	ESP	Olimpiai Sportpark, Győr (HUN)	6 JUL 2018
EUROPEAN U18 LEAD	5948 VIRJONEN Enni	FIN	Ratinalan Stadion, Tampere (FIN)	19 MAY 2024
EUROPEAN HEPTATHLON U18 BEST	13.21 JÆGER Henriette	NOR	Melløs stadion, Moss (NOR)	12 SEP 2020
CHAMPIONSHIP BEST	13.25 VICENTE María	ESP	Olimpiai Sportpark, Győr (HUN)	5 JUL 2018

Rank	Bib	Name	Ctry Code	Heat	Lane	Position	Wind	Time	
1	1119	VIRJONEN Enni	FIN	4	5	1	-0.6	13.12	EHU18B
2	1143	BROWN Thea	GBR	4	4	2	-0.6	13.18	PB
3	1133	NDOUMA-MONA Zola	FRA	4	2	3	-0.6	13.76	PB
4	1192	SCHNEMILICH Maria	GER	4	6	4	-0.6	13.80	
5	1288	MANFREDINI Rita	ITA	4	3	5	-0.6	13.82	
6	1091	RITARI Marleen	EST	4	7	6	-0.6	13.91	
7	1095	UUSORG Mia Mireia	EST	2	4	1	+0.2	13.92	PB
8	1396	CANDÉ Natacha	POR	2	5	2	+0.2	13.94	PB
9	1076	MONROY Andrea	ESP	2	8	3	+0.2	13.95	PB
10	1168	GRETZLER Lotte	GER	1	6	1	+0.1	14.06 (.052)	PB
11	1498	ŠVAŇOVÁ Dominika	SVK	3	2	1	-0.3	14.06 (.059)	
12	1345	JANSEN Ruby	NED	3	8	2	-0.3	14.09 (.081)	
13	1312	REITMANE Adriana	LAT	2	7	4	+0.2	14.09 (.083)	PB
14	1459	KAISER Aline	SUI	2	2	5	+0.2	14.18	PB
15	1068	FERNÁNDEZ Celia	ESP	4	8	7	-0.6	14.19	
16	1521	RUNEBORG Wilda	SWE	2	6	6	+0.2	14.20	
17	1148	JOHN Ava	GBR	3	3	3	-0.3	14.21	
18	1261	SÆVARSDÓTTIR Ísold	ISL	1	5	2	+0.1	14.22	NU18B
19	1338	ACHIGWE Gift	NED	3	4	4	-0.3	14.25	
20	1519	OLSSON Evelina	SWE	3	5	5	-0.3	14.26	
21	1392	WIESZTORT Laura	POL	3	6	6	-0.3	14.27	
22	1293	PASTORE Isabella	ITA	3	7	7	-0.3	14.42	
23	1304	BUNDE Nikola	LAT	2	3	7	+0.2	14.52	
24	1102	KÄHTÄVÄ Livia	FIN	1	3	3	+0.1	14.54	
25	1463	PFISTER Anna	SUI	1	7	4	+0.1	14.60	
26	1045	KUBAJUROVÁ Tereza	CZE	1	2	5	+0.1	14.67	
27	1361	TVEIT AMUNDSEN Susanne	NOR	1	8	6	+0.1	14.91	
28	1258	SILKENA Enya	IRL	1	4	7	+0.1	17.51	

Legend: EHU18B European Heptathlon U18 Best NU18B National U18 Best PB Personal Best

Results
REVISED
18 JUL 12:50

EUROPEAN HEPTATHLON U18 BEST	6301 JÄGER Henriette	NOR	Melløs stadion, Moss (NOR)	13 SEP 2020
CHAMPIONSHIP BEST	6221 VICENTE María	ESP	Olimpiai Sportpark, Győr (HUN)	6 JUL 2018
EUROPEAN U18 LEAD	5948 VIRJONEN Enni	FIN	Ratinaan Stadion, Tampere (FIN)	19 MAY 2024
EUROPEAN HEPTATHLON U18 BEST	1.94 LAKE Morgan	GBR	Hayward Field, Eugene, OR (USA)	22 JUL 2014
CHAMPIONSHIP BEST	1.88 SHUKH Alina	UKR	New District Stadium, Tbilisi (GEO)	14 JUL 2016

GROUP A Start Time: 10:06 End Time: 11:34

Rank	Bib	Name	Ctry Code	Date of Birth	1.36	1.39	1.42	1.45	1.48	1.51	1.54	Result	Points (Tot. Pts)	
					1.57	1.60	1.63	1.66	1.69					
1	1095	UUSORG Mia Mireia Estonia	EST	21 NOV 2007	-	-	-	-	O	O	O	1.66	806	PB
					XO	O	XXO	XXO	XXX				(1796)	
2	1258	SILKENA Enya Ireland	IRL	7 OCT 2007	-	-	-	-	-	-	O	1.63	771	PB
					O	O	O	XXX					(771)	
3	1068	FERNÁNDEZ Celia Spain	ESP	23 SEP 2008	-	-	-	XO	O	O	O	1.63	771	PB
					XO	XO	O	XXX					(1723)	
4	1148	JOHN Ava Great Britain & Northern Ireland	GBR	2 JAN 2007	-	-	-	-	O	O	O	1.60	736	PB
					O	O	XXX						(1685)	
5	1312	REITMANE Adriana Latvia	LAT	7 JUL 2007	-	-	-	-	O	O	O	1.60	736	
					O	XO	XXX						(1702)	
6	1076	MONROY Andrea Spain	ESP	18 MAY 2007	-	-	-	-	-	O	O	1.60	736	SB
					O	XXO	XXX						(1721)	
7	1521	RUNEBORG Wilda Sweden	SWE	6 MAR 2007	-	-	-	-	O	O	O	1.60	736	
					XO	XXO	XXX						(1686)	
8	1345	JANSEN Ruby Netherlands	NED	1 JAN 2007	-	-	-	-	O	O	O	1.57	701	
					O	XXX							(1667)	
8	1168	GRETZLER Lotte Germany	GER	1 JAN 2007	-	-	-	-	O	O	O	1.57	701	
					O	XXX							(1671)	
8	1045	KUBAJUROVÁ Tereza Czechia	CZE	5 FEB 2007	-	-	-	-	O	O	O	1.57	701	
					O	XXX							(1587)	
11	1288	MANFREDINI Rita Italy	ITA	3 MAY 2008	-	O	O	O	O	O	XO	1.54	666	
					XXX								(1670)	
11	1498	ŠVAŇOVÁ Dominika Slovak Republic	SVK	23 JAN 2008	-	-	O	O	O	O	XO	1.54	666	
					XXX								(1636)	
13	1102	KÄHTÄVÄ Livia Finland	FIN	17 JUN 2008	-	-	-	-	O	O	XXX	1.51	632	
													(1535)	
14	1361	TVEIT AMUNDSEN Susanne Norway	NOR	23 JAN 2007	-	O	XO	O	XO	XXX		1.48	599	=PB
													(1453)	

GROUP B Start Time: 10:18 End Time: 11:56

Rank	Bib	Name	Ctry Code	Date of Birth	1.51	1.54	1.57	1.60	1.63	1.66	1.69	Result	Points (Tot. Pts)	
					1.72	1.75	1.78	1.81	1.84	1.87	1.90			
1	1143	BROWN Thea Great Britain & Northern Ireland	GBR	19 MAR 2007	-	-	-	-	-	-	O	1.87	1067	=WU18L
					XO	O	O	O	XXO	XO	XXX		(2164)	
2	1192	SCHNEMILICH Maria Germany	GER	28 JAN 2007	O	-	XO	O	XO	O	O	1.75	916	SB
					O	XXO	XXX						(1923)	
2	1396	CANDÉ Natacha Portugal	POR	25 JAN 2007	-	-	O	-	XO	O	O	1.75	916	
					XO	XXO	XXX						(1903)	

Corrections in Group B

ATHWHEPTATH-U18-----HJ----- C73N 1.1

Report Created THU 18 JUL 2024 12:50

Page 1/2

Results

REVISED
18 JUL 12:50

EUROPEAN HEPTATHLON U18 BEST	6301 JÄGER Henriette	NOR	Melløs stadion, Moss (NOR)	13 SEP 2020
CHAMPIONSHIP BEST	6221 VICENTE María	ESP	Olimpiai Sportpark, Győr (HUN)	6 JUL 2018
EUROPEAN U18 LEAD	5948 VIRJONEN Enni	FIN	Ratinalan Stadion, Tampere (FIN)	19 MAY 2024
EUROPEAN HEPTATHLON U18 BEST	1.94 LAKE Morgan	GBR	Hayward Field, Eugene, OR (USA)	22 JUL 2014
CHAMPIONSHIP BEST	1.88 SHUKH Alina	UKR	New District Stadium, Tbilisi (GEO)	14 JUL 2016

GROUP B Start Time: 10:18 End Time: 11:56

Rank	Bib	Name	Ctry Code	Date of Birth	1.51	1.54	1.57	1.60	1.63	1.66	1.69	Result	Points (Tot. Pts)
					1.72	1.75	1.78	1.81	1.84	1.87	1.90		
4	1091	RITARI Marleen Estonia	EST	31 JAN 2007	-	-	O	O	O	O	O	1.69	842 (1833)
5	1392	WIESZTORT Laura Poland	POL	20 AUG 2008	O	-	O	O	O	O	XO	1.69	842 (1783)
6	1304	BUNDE Nikola Latvia	LAT	11 MAR 2007	O	O	O	XO	O	XO	XXO	1.69	842 (1748)
7	1133	NDOUMA-MONA Zola France	FRA	24 MAY 2007	-	-	O	O	O	XXX		1.63	771 (1784)
7	1519	OLSSON Evelina Sweden	SWE	3 MAR 2008	-	-	O	-	O	XXX		1.63	771 (1713)
9	1261	SÆVARSDÓTTIR Ísold Iceland	ISL	17 FEB 2007	O	O	O	O	XO	XXX		1.63	771 (1718)
10	1338	ACHIGWE Gift Netherlands	NED	1 JAN 2008	-	XO	O	O	XXX			1.60	736 (1679)
11	1463	PFISTER Anna Switzerland	SUI	18 JUN 2007	O	O	O	XO	XXX			1.60	736 (1631)
12	1119	VIRJONEN Enni Finland	FIN	14 MAY 2007	-	XO	O	XXX				1.57	701 (1807)
13	1459	KAISER Aline Switzerland	SUI	10 JAN 2007	O	XXO	XO	XXX				1.57	701 (1654)
14	1293	PASTORE Isabella Italy	ITA	24 JUN 2008	XO	O	XXX					1.54	666 (1586)

Weather conditions

Start of the event:
End of the event:

Temperature

21°C
27°C

Humidity

76%
57%

Conditions

Partly cloudy
Sunny

Legend:

-	Pass	(Tot. Pts)	Total Points	=PB	Equal Personal Best	=WU18L	Equal World U18 Lead
O	Clearance	PB	Personal Best	SB	Season Best	X	Failure

Corrections in Group B

ATHWHEPTATH-U18-----HJ----- C73N 1.1

Report Created THU 18 JUL 2024 12:50

Page 2/2

THU 18 JUL 2024
 Start Time

 10:00 **High Jump Women**
Results Summary

EUROPEAN HEPTATHLON U18 BEST	6301 JÄGER Henriette	NOR	Melløs stadion, Moss (NOR)	13 SEP 2020
CHAMPIONSHIP BEST	6221 VICENTE María	ESP	Olimpiai Sportpark, Győr (HUN)	6 JUL 2018
EUROPEAN U18 LEAD	5948 VIRJONEN Enni	FIN	Ratinalan Stadion, Tampere (FIN)	19 MAY 2024
EUROPEAN HEPTATHLON U18 BEST	1.94 LAKE Morgan	GBR	Hayward Field, Eugene, OR (USA)	22 JUL 2014
CHAMPIONSHIP BEST	1.88 SHUKH Alina	UKR	New District Stadium, Tbilisi (GEO)	14 JUL 2016

Rank	Bib	Name	Ctry Code	Group	Position	Result	
1	1143	BROWN Thea	GBR	B	1	1.87	=WU18L
2	1192	SCHNEMILICH Maria	GER	B	2	1.75	SB
2	1396	CANDÉ Natacha	POR	B	2	1.75	
4	1091	RITARI Marleen	EST	B	4	1.69	
5	1392	WIESZTORT Laura	POL	B	5	1.69	
6	1304	BUNDE Nikola	LAT	B	6	1.69	
7	1095	UUSORG Mia Mireia	EST	A	1	1.66	PB
8	1133	NDOUMA-MONA Zola	FRA	B	7	1.63	
8	1519	OLSSON Evelina	SWE	B	7	1.63	
8	1258	SILKENA Enya	IRL	A	2	1.63	PB
11	1068	FERNÁNDEZ Celia	ESP	A	3	1.63	PB
12	1261	SÆVARSDÓTTIR Ísold	ISL	B	9	1.63	
13	1148	JOHN Ava	GBR	A	4	1.60	PB
14	1338	ACHIGWE Gift	NED	B	10	1.60	
15	1463	PFISTER Anna	SUI	B	11	1.60	
15	1312	REITMANE Adriana	LAT	A	5	1.60	
17	1076	MONROY Andrea	ESP	A	6	1.60	SB
18	1521	RUNEBORG Wilda	SWE	A	7	1.60	
19	1345	JANSEN Ruby	NED	A	8	1.57	
19	1168	GRETZLER Lotte	GER	A	8	1.57	
19	1045	KUBAJUROVÁ Tereza	CZE	A	8	1.57	
22	1119	VIRJONEN Enni	FIN	B	12	1.57	
23	1459	KAISER Aline	SUI	B	13	1.57	
24	1293	PASTORE Isabella	ITA	B	14	1.54	
25	1288	MANFREDINI Rita	ITA	A	11	1.54	
25	1498	ŠVAŇOVÁ Dominika	SVK	A	11	1.54	
27	1102	KÄHTÄVÄ Livia	FIN	A	13	1.51	
28	1361	TVEIT AMUNDSEN Susanne	NOR	A	14	1.48	=PB

Legend:
 =PB Equal Personal Best =WU18L Equal World U18 Lead PB Personal Best SB Season Best

THU 18 JUL 2024
 Start Time

 17:15 **Shot Put (3kg) Women**
Results

EUROPEAN HEPTATHLON U18 BEST	6301 JÄGER Henriette	NOR	Melløs stadion, Moss (NOR)	13 SEP 2020
CHAMPIONSHIP BEST	6221 VICENTE María	ESP	Olimpiai Sportpark, Győr (HUN)	6 JUL 2018
EUROPEAN U18 LEAD	5948 VIRJONEN Enni	FIN	Ratinan Stadion, Tampere (FIN)	19 MAY 2024
EUROPEAN HEPTATHLON U18 BEST	16.76 NTRAGKOMIROVA Anastasia	GRE	Patra (GRE)	10 AUG 2020
CHAMPIONSHIP BEST	15.06 LAGGER Sarah	AUT	New District Stadium, Tbilisi (GEO)	14 JUL 2016

GROUP A Start Time: 17:24 End Time: 18:16

Rank	Bib	Name	Ctry Code	Date of Birth	1	2	3	Result	Points (Tot. Pts)	
1	1261	SÆVARSDÓTTIR Ísold Iceland	ISL	17 FEB 2007	12.44	X	12.89	12.89	720	PB (2438)
2	1521	RUNEBORG Wilda Sweden	SWE	6 MAR 2007	12.47	11.74	12.23	12.47	692	PB (2378)
3	1102	KÄHTÄVÄ Livia Finland	FIN	17 JUN 2008	11.70	11.35	12.37	12.37	686	PB (2221)
4	1148	JOHN Ava Great Britain & Northern Ireland	GBR	2 JAN 2007	11.11	11.61	12.26	12.26	678	(2363)
5	1143	BROWN Thea Great Britain & Northern Ireland	GBR	19 MAR 2007	11.89	11.47	12.06	12.06	665	PB (2829)
6	1392	WIESZTORT Laura Poland	POL	20 AUG 2008	11.64	X	11.53	11.64	637	(2420)
7	1091	RITARI Marleen Estonia	EST	31 JAN 2007	10.11	10.36	11.36	11.36	619	PB (2452)
8	1068	FERNÁNDEZ Celia Spain	ESP	23 SEP 2008	10.88	11.20	11.24	11.24	611	(2334)
9	1345	JANSEN Ruby Netherlands	NED	1 JAN 2007	10.17	11.18	11.16	11.18	607	(2274)
10	1459	KAISER Aline Switzerland	SUI	10 JAN 2007	11.11	10.95	11.18	11.18	607	(2261)
11	1192	SCHNEMILICH Maria Germany	GER	28 JAN 2007	10.93	X	10.90	10.93	591	(2514)
12	1288	MANFREDINI Rita Italy	ITA	3 MAY 2008	8.78	10.76	9.91	10.76	579	(2249)
13	1498	ŠVAŇOVÁ Dominika Slovak Republic	SVK	23 JAN 2008	10.44	10.26	10.09	10.44	558	PB (2194)
14	1293	PASTORE Isabella Italy	ITA	24 JUN 2008	9.76	9.95	X	9.95	526	(2112)

Starting order	1	2	3	4	5	6	7	8	9	10	11	12	13	14
	1345	1068	1392	1091	1192	1521	1288	1459	1293	1498	1102	1148	1261	1143

GROUP B Start Time: 17:24 End Time: 18:12

Rank	Bib	Name	Ctry Code	Date of Birth	1	2	3	Result	Points (Tot. Pts)	
1	1133	NDOUMA-MONA Zola France	FRA	24 MAY 2007	12.84	15.48	16.43	16.43	957	CB (2741)
2	1119	VIRJONEN Enni Finland	FIN	14 MAY 2007	X	13.41	15.01	15.01	862	(2669)
3	1045	KUBAJUROVÁ Tereza Czechia	CZE	5 FEB 2007	13.79	13.33	13.30	13.79	780	(2367)
4	1304	BUNDE Nikola Latvia	LAT	11 MAR 2007	12.37	13.12	12.77	13.12	735	PB (2483)
5	1396	CANDÉ Natacha Portugal	POR	25 JAN 2007	13.11	12.86	13.03	13.11	735	(2638)
6	1312	REITMANE Adriana Latvia	LAT	7 JUL 2007	12.62	12.99	12.93	12.99	727	PB (2429)
7	1361	TVEIT AMUNDSEN Susanne Norway	NOR	23 JAN 2007	12.35	12.27	12.76	12.76	711	(2164)

THU 18 JUL 2024
 Start Time

 17:15 **Shot Put (3kg) Women**
Results

EUROPEAN HEPTATHLON U18 BEST	6301 JÆGER Henriette	NOR	Melløs stadion, Moss (NOR)	13 SEP 2020
CHAMPIONSHIP BEST	6221 VICENTE María	ESP	Olimpiai Sportpark, Győr (HUN)	6 JUL 2018
EUROPEAN U18 LEAD	5948 VIRJONEN Enni	FIN	Ratinal Stadion, Tampere (FIN)	19 MAY 2024
EUROPEAN HEPTATHLON U18 BEST	16.76 NTRAGKOMIROVA Anastasia	GRE	Patra (GRE)	10 AUG 2020
CHAMPIONSHIP BEST	15.06 LAGGER Sarah	AUT	New District Stadium, Tbilisi (GEO)	14 JUL 2016

GROUP B Start Time: 17:24 End Time: 18:12

Rank	Bib	Name	Ctry Code	Date of Birth	1	2	3	Result	Points (Tot. Pts)
8	1076	MONROY Andrea Spain	ESP	18 MAY 2007	12.52	12.74	12.42	12.74	710 (2431)
9	1168	GRETZLER Lotte Germany	GER	1 JAN 2007	X	12.47	12.71	12.71	708 (2379)
10	1519	OLSSON Evelina Sweden	SWE	3 MAR 2008	12.48	11.73	12.61	12.61	702 (2415)
11	1338	ACHIGWE Gift Netherlands	NED	1 JAN 2008	11.67	X	12.39	12.39	687 (2366)
12	1095	UUSORG Mia Mireia Estonia	EST	21 NOV 2007	12.36	12.07	X	12.36	685 (2481)
13	1463	PFISTER Anna Switzerland	SUI	18 JUN 2007	12.18	12.20	12.35	12.35	684 (2315)
14	1258	SILKENA Enya Ireland	IRL	7 OCT 2007	11.55	11.98	12.11	12.11	668 (2337)

Starting order	1	2	3	4	5	6	7	8	9	10	11	12	13	14
	1258	1133	1095	1119	1304	1338	1361	1168	1519	1076	1396	1312	1045	1463

Weather conditions

 Start of the event:
 End of the event:

Temperature

 29°C
 27°C

Humidity

 52%
 56%

Conditions

 Few clouds
 Few clouds

Legend:	(Tot. Pts)	Total Points	CB	Championship Best	PB	Personal Best	X	Failure
----------------	-------------------	--------------	-----------	-------------------	-----------	---------------	----------	---------

THU 18 JUL 2024

Start Time 17:15

Heptathlon U18 Women
Shot Put (3kg) Women
Results Summary

EUROPEAN HEPTATHLON U18 BEST	6301 JÄGER Henriette	NOR	Melløs stadion, Moss (NOR)	13 SEP 2020
CHAMPIONSHIP BEST	6221 VICENTE María	ESP	Olimpiai Sportpark, Győr (HUN)	6 JUL 2018
EUROPEAN U18 LEAD	5948 VIRJONEN Enni	FIN	Ratinal Stadion, Tampere (FIN)	19 MAY 2024
EUROPEAN HEPTATHLON U18 BEST	16.76 NTRAGKOMIROVA Anastasia	GRE	Patra (GRE)	10 AUG 2020
CHAMPIONSHIP BEST	15.06 LAGGER Sarah	AUT	New District Stadium, Tbilisi (GEO)	14 JUL 2016

Rank	Bib	Name	Ctry Code	Group	Position	Result	
1	1133	NDOUMA-MONA Zola	FRA	B	1	16.43	CB
2	1119	VIRJONEN Enni	FIN	B	2	15.01	
3	1045	KUBAJUROVÁ Tereza	CZE	B	3	13.79	
4	1304	BUNDE Nikola	LAT	B	4	13.12	PB
5	1396	CANDÉ Natacha	POR	B	5	13.11	
6	1312	REITMANE Adriana	LAT	B	6	12.99	PB
7	1261	SÆVARSDÓTTIR Ísold	ISL	A	1	12.89	PB
8	1361	TVEIT AMUNDSEN Susanne	NOR	B	7	12.76	
9	1076	MONROY Andrea	ESP	B	8	12.74	
10	1168	GRETZLER Lotte	GER	B	9	12.71	
11	1519	OLSSON Evelina	SWE	B	10	12.61	
12	1521	RUNEBORG Wilda	SWE	A	2	12.47	PB
13	1338	ACHIGWE Gift	NED	B	11	12.39	
14	1102	KÄHTÄVÄ Livia	FIN	A	3	12.37	PB
15	1095	UUSORG Mia Mireia	EST	B	12	12.36	
16	1463	PFISTER Anna	SUI	B	13	12.35	
17	1148	JOHN Ava	GBR	A	4	12.26	
18	1258	SILKENA Enya	IRL	B	14	12.11	
19	1143	BROWN Thea	GBR	A	5	12.06	PB
20	1392	WIESZTORT Laura	POL	A	6	11.64	
21	1091	RITARI Marleen	EST	A	7	11.36	PB
22	1068	FERNÁNDEZ Celia	ESP	A	8	11.24	
23	1345	JANSEN Ruby	NED	A	9	11.18	
24	1459	KAISER Aline	SUI	A	10	11.18	
25	1192	SCHNEMILICH Maria	GER	A	11	10.93	
26	1288	MANFREDINI Rita	ITA	A	12	10.76	
27	1498	ŠVAŇOVÁ Dominika	SVK	A	13	10.44	PB
28	1293	PASTORE Isabella	ITA	A	14	9.95	

Legend:	CB Championship Best	PB Personal Best
----------------	-----------------------------	-------------------------

THU 18 JUL 2024
 Start Time

19:30

200m Women
Results

EUROPEAN HEPTATHLON U18 BEST	6301 JÄGER Henriette	NOR	Melløs stadion, Moss (NOR)	13 SEP 2020
CHAMPIONSHIP BEST	6221 VICENTE María	ESP	Olimpiai Sportpark, Győr (HUN)	6 JUL 2018
EUROPEAN U18 LEAD	5948 VIRJONEN Enni	FIN	Ratinaan Stadion, Tampere (FIN)	19 MAY 2024
EUROPEAN HEPTATHLON U18 BEST	23.36 JÄGER Henriette	NOR	Melløs stadion, Moss (NOR)	12 SEP 2020
CHAMPIONSHIP BEST	23.78 VICENTE María	ESP	Olimpiai Sportpark, Győr (HUN)	5 JUL 2018

HEAT 1 Start Time: 19:30

Wind: +1.0 m/s

Rank	Bib	Name	Ctry Code	Date of Birth	Lane	Reaction Time	Result	Points	
1	1068	FERNÁNDEZ Celia Spain	ESP	23 SEP 2008	2	0.165	25.39	851	SB
2	1076	MONROY Andrea Spain	ESP	18 MAY 2007	4	0.175	25.48	843	PB
3	1258	SILKENA Enya Ireland	IRL	7 OCT 2007	3	0.192	25.50	841	PB
4	1102	KÄHTÄVÄ Livia Finland	FIN	17 JUN 2008	5	0.167	25.78	817	PB
5	1459	KAISER Aline Switzerland	SUI	10 JAN 2007	7	0.190	25.94	802	PB
6	1045	KUBAJUROVÁ Tereza Czechia	CZE	5 FEB 2007	6	0.201	26.10	788	
	1361	TVEIT AMUNDSEN Susanne Norway	NOR	23 JAN 2007	8	0.082	F1F2 DQ	0	TR39.8.3

HEAT 2 Start Time: 19:37

Wind: +0.8 m/s

Rank	Bib	Name	Ctry Code	Date of Birth	Lane	Reaction Time	Result	Points	
1	1133	NDOUMA-MONA Zola France	FRA	24 MAY 2007	7	0.218	25.20	869	SB
2	1168	GRETZLER Lotte Germany	GER	1 JAN 2007	6	0.149	25.30	859	PB
3	1091	RITARI Marleen Estonia	EST	31 JAN 2007	2	0.238	25.31	859	PB
4	1304	BUNDE Nikola Latvia	LAT	11 MAR 2007	8	0.149	25.47	844	PB
5	1463	PFISTER Anna Switzerland	SUI	18 JUN 2007	3	0.271	25.86	809	
6	1148	JOHN Ava Great Britain & Northern Ireland	GBR	2 JAN 2007	4	0.204	25.96	801	
7	1312	REITMANE Adriana Latvia	LAT	7 JUL 2007	5	0.234	29.21	539	

HEAT 3 Start Time: 19:44

Wind: +1.0 m/s

Rank	Bib	Name	Ctry Code	Date of Birth	Lane	Reaction Time	Result	Points	
1	1192	SCHNEMILICH Maria Germany	GER	28 JAN 2007	6	0.225	24.70	915	PB
2	1095	UUSORG Mia Mireia Estonia	EST	21 NOV 2007	4	0.190	24.94	892	PB
3	1338	ACHIGWE Gift Netherlands	NED	1 JAN 2008	5	0.183	25.21	868	PB
4	1293	PASTORE Isabella Italy	ITA	24 JUN 2008	8	0.261	25.43	848	
5	1261	SÆVARSDÓTTIR Ísöld Iceland	ISL	17 FEB 2007	2	0.200	25.49	842	
6	1396	CANDÉ Natacha Portugal	POR	25 JAN 2007	3	0.137	25.53	839	
7	1392	WIESZTORT Laura Poland	POL	20 AUG 2008	7	0.197	25.66	827	

THU 18 JUL 2024
 Start Time

19:30

200m Women
Results

EUROPEAN HEPTATHLON U18 BEST	6301 JÆGER Henriette	NOR	Melløs stadion, Moss (NOR)	13 SEP 2020
CHAMPIONSHIP BEST	6221 VICENTE María	ESP	Olimpiai Sportpark, Győr (HUN)	6 JUL 2018
EUROPEAN U18 LEAD	5948 VIRJONEN Enni	FIN	Ratinal Stadion, Tampere (FIN)	19 MAY 2024
EUROPEAN HEPTATHLON U18 BEST	23.36 JÆGER Henriette	NOR	Melløs stadion, Moss (NOR)	12 SEP 2020
CHAMPIONSHIP BEST	23.78 VICENTE María	ESP	Olimpiai Sportpark, Győr (HUN)	5 JUL 2018

HEAT 4

Start Time: 19:51

Wind: +1.2 m/s

Rank	Bib	Name	Ctry Code	Date of Birth	Lane	Reaction Time	Result	Points	
1	1519	OLSSON Evelina Sweden	SWE	3 MAR 2008	7	0.210	23.65	1015	CB
2	1119	VIRJONEN Enni Finland	FIN	14 MAY 2007	4	0.240	23.95	986	=PB
3	1143	BROWN Thea Great Britain & Northern Ireland	GBR	19 MAR 2007	5	0.169	24.14	967	
4	1345	JANSEN Ruby Netherlands	NED	1 JAN 2007	3	0.188	24.38	945	
5	1288	MANFREDINI Rita Italy	ITA	3 MAY 2008	8	0.211	24.78	907	
6	1521	RUNEBORG Wilda Sweden	SWE	6 MAR 2007	6	0.172	24.89	897	PB
7	1498	ŠVAŇOVÁ Dominika Slovak Republic	SVK	23 JAN 2008	2	0.228	25.63	830	

Weather conditions at the beginning of the 1st heat

Temperature: 27°C Humidity: 56% Conditions: Few clouds

Note:
 TR39.8.3 - False start (Combined Events)

Legend:							
=PB	Equal Personal Best	CB	Championship Best	DQ	Disqualified	Fn	False start
PB	Personal Best	SB	Season Best	TR	Technical Rule		

THU 18 JUL 2024
 Start Time

19:30

200m Women
Results Summary

EUROPEAN HEPTATHLON U18 BEST	6301 JÆGER Henriette	NOR	Melløs stadion, Moss (NOR)	13 SEP 2020
CHAMPIONSHIP BEST	6221 VICENTE María	ESP	Olimpiai Sportpark, Győr (HUN)	6 JUL 2018
EUROPEAN U18 LEAD	5948 VIRJONEN Enni	FIN	Ratinaan Stadion, Tampere (FIN)	19 MAY 2024
EUROPEAN HEPTATHLON U18 BEST	23.36 JÆGER Henriette	NOR	Melløs stadion, Moss (NOR)	12 SEP 2020
CHAMPIONSHIP BEST	23.78 VICENTE María	ESP	Olimpiai Sportpark, Győr (HUN)	5 JUL 2018

Rank	Bib	Name	Ctry Code	Heat	Lane	Position	Wind	Time	
1	1519	OLSSON Evelina	SWE	4	7	1	+1.2	23.65	CB
2	1119	VIRJONEN Enni	FIN	4	4	2	+1.2	23.95	=PB
3	1143	BROWN Thea	GBR	4	5	3	+1.2	24.14	
4	1345	JANSEN Ruby	NED	4	3	4	+1.2	24.38	
5	1192	SCHNEMILICH Maria	GER	3	6	1	+1.0	24.70	PB
6	1288	MANFREDINI Rita	ITA	4	8	5	+1.2	24.78	
7	1521	RUNEBORG Wilda	SWE	4	6	6	+1.2	24.89	PB
8	1095	UUSORG Mía Mireia	EST	3	4	2	+1.0	24.94	PB
9	1133	NDOUMA-MONA Zola	FRA	2	7	1	+0.8	25.20	SB
10	1338	ACHIGWE Gift	NED	3	5	3	+1.0	25.21	PB
11	1168	GRETZLER Lotte	GER	2	6	2	+0.8	25.30	PB
12	1091	RITARI Marleen	EST	2	2	3	+0.8	25.31	PB
13	1068	FERNÁNDEZ Celia	ESP	1	2	1	+1.0	25.39	SB
14	1293	PASTORE Isabella	ITA	3	8	4	+1.0	25.43	
15	1304	BUNDE Nikola	LAT	2	8	4	+0.8	25.47	PB
16	1076	MONROY Andrea	ESP	1	4	2	+1.0	25.48	PB
17	1261	SÆVARSDÓTTIR Ísold	ISL	3	2	5	+1.0	25.49	
18	1258	SILKENA Enya	IRL	1	3	3	+1.0	25.50	PB
19	1396	CANDÉ Natacha	POR	3	3	6	+1.0	25.53	
20	1498	ŠVAŇOVÁ Dominika	SVK	4	2	7	+1.2	25.63	
21	1392	WIESZTORT Laura	POL	3	7	7	+1.0	25.66	
22	1102	KÄHTÄVÄ Livia	FIN	1	5	4	+1.0	25.78	PB
23	1463	PFISTER Anna	SUI	2	3	5	+0.8	25.86	
24	1459	KAISER Aline	SUI	1	7	5	+1.0	25.94	PB
25	1148	JOHN Ava	GBR	2	4	6	+0.8	25.96	
26	1045	KUBAJUROVÁ Tereza	CZE	1	6	6	+1.0	26.10	
27	1312	REITMANE Adriana	LAT	2	5	7	+0.8	29.21	
	1361	TVEIT AMUNDSEN Susanne	NOR	1	8		F1F2	DQ	TR39.8.3

Note:
 TR39.8.3 - False start (Combined Events)

Legend:
 =PB Equal Personal Best CB Championship Best DQ Disqualified Fn False Start
 PB Personal Best SB Season Best TR Technical Rule

Results

EUROPEAN HEPTATHLON U18 BEST	6301 JÄGER Henriette	NOR	Melløs stadion, Moss (NOR)	13 SEP 2020
CHAMPIONSHIP BEST	6221 VICENTE María	ESP	Olimpiai Sportpark, Győr (HUN)	6 JUL 2018
EUROPEAN U18 LEAD	5948 VIRJONEN Enni	FIN	Ratinaan Stadion, Tampere (FIN)	19 MAY 2024
EUROPEAN HEPTATHLON U18 BEST	6.44 NTRAGKOMIROVA Anastasia	GRE	Thessaloniki (GRE)	24 APR 2019
CHAMPIONSHIP BEST	6.37 VICENTE María	ESP	Olimpiai Sportpark, Győr (HUN)	6 JUL 2018

GROUP A Start Time: 9:23 End Time: 10:24

Rank	Bib	Name	Ctry Code	Date of Birth	1	2	3	Result Wind	Points (Tot. Pts)	
1	1143	BROWN Thea Great Britain & Northern Ireland	GBR	19 MAR 2007	X +0.1	X -0.6	6.05 -0.8	6.05 -0.8	865 (4661)	
2	1119	VIRJONEN Enni Finland	FIN	14 MAY 2007	X -1.1	6.04 +0.5	X +0.5	6.04 -1.1	862 (4517)	SB
3	1192	SCHNEMILICH Maria Germany	GER	28 JAN 2007	5.90 -0.3	5.47 -0.9	5.64 +0.1	5.90 -0.3	819 (4248)	PB
4	1345	JANSEN Ruby Netherlands	NED	1 JAN 2007	5.38 +0.8	5.58 -1.1	5.86 +0.4	5.86 +0.4	807 (4026)	SB
5	1168	GRETZLER Lotte Germany	GER	1 JAN 2007	5.52 -0.7	X +0.1	5.84 +0.1	5.84 +0.1	801 (4039)	=PB
6	1095	UUSORG Mia Mireia Estonia	EST	21 NOV 2007	5.65 +0.1	X +0.5	5.81 -0.2	5.81 -0.2	792 (4165)	
7	1133	NDOUMA-MONA Zola France	FRA	24 MAY 2007	5.27 -1.2	5.80 -0.4	5.79 -0.7	5.80 -0.4	789 (4399)	
8	1288	MANFREDINI Rita Italy	ITA	3 MAY 2008	5.33 -0.9	X -0.2	5.79 +0.3	5.79 +0.3	786 (3942)	
9	1459	KAISER Aline Switzerland	SUI	10 JAN 2007	5.74 -1.1	5.78 +0.7	X +0.1	5.78 +0.7	783 (3846)	
10	1519	OLSSON Evelina Sweden	SWE	3 MAR 2008	X -1.0	X +0.4	5.75 +0.9	5.75 +0.9	774 (4204)	
11	1293	PASTORE Isabella Italy	ITA	24 JUN 2008	X -0.6	5.73 -0.4	5.59 -1.0	5.73 -0.4	768 (3728)	
12	1396	CANDÉ Natacha Portugal	POR	25 JAN 2007	5.58 +0.5	5.69 -1.2	X -1.4	5.69 -1.2	756 (4233)	
13	1498	ŠVAŇOVÁ Dominika Slovak Republic	SVK	23 JAN 2008	X +0.5	5.29 -1.2	5.22 -0.5	5.29 -1.2	640 (3664)	
14	1312	REITMANE Adriana Latvia	LAT	7 JUL 2007	X -0.5	5.22 -0.2	X +0.9	5.22 -0.2	620 (3588)	

Starting order	1	2	3	4	5	6	7	8	9	10	11	12	13	14
	1293	1168	1312	1519	1459	1288	1133	1498	1345	1192	1396	1143	1095	1119

GROUP B Start Time: 9:27 End Time: 10:17

Results

EUROPEAN HEPTATHLON U18 BEST	6301 JÄGER Henriette	NOR	Melløs stadion, Moss (NOR)	13 SEP 2020
CHAMPIONSHIP BEST	6221 VICENTE María	ESP	Olimpiai Sportpark, Győr (HUN)	6 JUL 2018
EUROPEAN U18 LEAD	5948 VIRJONEN Enni	FIN	Ratinaan Stadion, Tampere (FIN)	19 MAY 2024
EUROPEAN HEPTATHLON U18 BEST	6.44 NTRAGKOMIROVA Anastasia	GRE	Thessaloniki (GRE)	24 APR 2019
CHAMPIONSHIP BEST	6.37 VICENTE María	ESP	Olimpiai Sportpark, Győr (HUN)	6 JUL 2018

GROUP B Start Time: 9:27 End Time: 10:17

Rank	Bib	Name	Ctry Code	Date of Birth	1	2	3	Result Wind	Points (Tot. Pts)
1	1261	SÆVARSDÓTTIR Ísold Iceland	ISL	17 FEB 2007	5.27 -1.1	X +0.3	5.67 -0.9	5.67 -0.9	750 (4030)
2	1258	SILKENA Enya Ireland	IRL	7 OCT 2007	X +0.6	5.48 +0.4	5.56 -0.1	5.56 -0.1	717 (3895)
3	1102	KÄHTÄVÄ Livia Finland	FIN	17 JUN 2008	5.37 -0.8	5.52 -0.2	5.45 -1.0	5.52 -0.2	706 (3744) PB
4	1521	RUNEBORG Wilda Sweden	SWE	6 MAR 2007	X -0.1	5.34 +0.5	5.51 -0.8	5.51 -0.8	703 (3978)
5	1148	JOHN Ava Great Britain & Northern Ireland	GBR	2 JAN 2007	5.50 -0.2	X +0.9	5.44 +0.8	5.50 -0.2	700 (3864)
6	1068	FERNÁNDEZ Celia Spain	ESP	23 SEP 2008	5.50 -0.2	5.34 -0.8	X +0.2	5.50 -0.2	700 (3885)
7	1338	ACHIGWE Gift Netherlands	NED	1 JAN 2008	5.37 +0.3	5.36 -0.6	5.48 -0.5	5.48 -0.5	694 (3928)
8	1463	PFISTER Anna Switzerland	SUI	18 JUN 2007	X +0.7	5.04 0.0	5.26 +1.1	5.26 +1.1	631 (3755)
9	1392	WIESZTORT Laura Poland	POL	20 AUG 2008	5.03 -0.9	5.20 -0.4	5.24 -0.8	5.24 -0.8	626 (3873)
10	1045	KUBAJUROVÁ Tereza Czechia	CZE	5 FEB 2007	5.09 +1.0	X +0.4	5.21 +0.3	5.21 +0.3	617 (3772)
11	1076	MONROY Andrea Spain	ESP	18 MAY 2007	5.03 -1.2	X +0.2	5.12 -0.7	5.12 -0.7	592 (3866)
12	1091	RITARI Marleen Estonia	EST	31 JAN 2007	3.98 -0.7	X +0.2	X -0.8	3.98 -0.7	303 (3614)
	1304	BUNDE Nikola Latvia	LAT	11 MAR 2007	X -0.5	X -1.3	X +1.1	NM	0 (3327)
	1361	TVEIT AMUNDSEN Susanne Norway	NOR	23 JAN 2007				DNS	

Starting order	1	2	3	4	5	6	7	8	9	10	11	12	13	14
	1521	1361	1091	1102	1076	1392	1261	1258	1045	1148	1463	1068	1304	1338

Weather conditions

Start of the event:

End of the event:

Temperature

23°C

Humidity

69%

Conditions

Few clouds

Legend:

(Tot. Pts)	Total Points	=PB	Equal Personal Best	DNS	Did not Start	NM	No Mark
PB	Personal Best	SB	Season Best	X	Failure		

Results Summary

EUROPEAN HEPTATHLON U18 BEST	6301 JÄGER Henriette	NOR	Melløs stadion, Moss (NOR)	13 SEP 2020
CHAMPIONSHIP BEST	6221 VICENTE María	ESP	Olimpiai Sportpark, Győr (HUN)	6 JUL 2018
EUROPEAN U18 LEAD	5948 VIRJONEN Enni	FIN	Ratinalan Stadion, Tampere (FIN)	19 MAY 2024
EUROPEAN HEPTATHLON U18 BEST	6.44 NTRAGKOMIROVA Anastasia	GRE	Thessaloniki (GRE)	24 APR 2019
CHAMPIONSHIP BEST	6.37 VICENTE María	ESP	Olimpiai Sportpark, Győr (HUN)	6 JUL 2018

Rank	Bib	Name	Ctry Code	Group	Position	Wind	Result	
1	1143	BROWN Thea	GBR	A	1	-0.8	6.05	
2	1119	VIRJONEN Enni	FIN	A	2	-1.1	6.04	SB
3	1192	SCHNEMILICH Maria	GER	A	3	-0.3	5.90	PB
4	1345	JANSEN Ruby	NED	A	4	+0.4	5.86	SB
5	1168	GRETZLER Lotte	GER	A	5	+0.1	5.84	=PB
6	1095	UUSORG Mia Mireia	EST	A	6	-0.2	5.81	
7	1133	NDOUMA-MONA Zola	FRA	A	7	-0.4	5.80	
8	1288	MANFREDINI Rita	ITA	A	8	+0.3	5.79	
9	1459	KAISER Aline	SUI	A	9	+0.7	5.78	
10	1519	OLSSON Evelina	SWE	A	10	+0.9	5.75	
11	1293	PASTORE Isabella	ITA	A	11	-0.4	5.73	
12	1396	CANDÉ Natacha	POR	A	12	-1.2	5.69	
13	1261	SÆVARSDÓTTIR Ísold	ISL	B	1	-0.9	5.67	
14	1258	SILKENA Enya	IRL	B	2	-0.1	5.56	
15	1102	KÄHTÄVÄ Livia	FIN	B	3	-0.2	5.52	PB
16	1521	RUNEBORG Wilda	SWE	B	4	-0.8	5.51	
17	1148	JOHN Ava	GBR	B	5	-0.2	5.50	
18	1068	FERNÁNDEZ Celia	ESP	B	6	-0.2	5.50	
19	1338	ACHIGWE Gift	NED	B	7	-0.5	5.48	
20	1498	ŠVAŇOVÁ Dominika	SVK	A	13	-1.2	5.29	
21	1463	PFISTER Anna	SUI	B	8	+1.1	5.26	
22	1392	WIESZTORT Laura	POL	B	9	-0.8	5.24	
23	1312	REITMANE Adriana	LAT	A	14	-0.2	5.22	
24	1045	KUBAJUROVÁ Tereza	CZE	B	10	+0.3	5.21	
25	1076	MONROY Andrea	ESP	B	11	-0.7	5.12	
26	1091	RITARI Marleen	EST	B	12	-0.7	3.98	
	1304	BUNDE Nikola	LAT	B			NM	
	1361	TVEIT AMUNDSEN Susanne	NOR	B			DNS	

Legend:	=PB Equal Personal Best	DNS Did not Start	NM No Mark	PB Personal Best
SB Season Best				

Results
REVISED
19 JUL 13:55

EUROPEAN HEPTATHLON U18 BEST	6301 JÄGER Henriette	NOR	Melløs stadion, Moss (NOR)	13 SEP 2020
CHAMPIONSHIP BEST	6221 VICENTE María	ESP	Olimpiai Sportpark, Győr (HUN)	6 JUL 2018
EUROPEAN U18 LEAD	5948 VIRJONEN Enni	FIN	Ratinan Stadion, Tampere (FIN)	19 MAY 2024
EUROPEAN HEPTATHLON U18 BEST	60.66 TZENGKO Elina	GRE	Thessaloniki (GRE)	24 APR 2019
CHAMPIONSHIP BEST	50.04 SHUKH Alina	UKR	New District Stadium, Tbilisi (GEO)	15 JUL 2016

GROUP A Start Time: 11:45 End Time: 12:30

Rank	Bib	Name	Ctry Code	Date of Birth	1	2	3	Result	Points (Tot. Pts)	
1	1119	VIRJONEN Enni Finland	FIN	14 MAY 2007	40.97	42.47	51.59	51.59	891	CB
2	1521	RUNEBORG Wilda Sweden	SWE	6 MAR 2007	47.99	49.35	48.34	49.35	848	PB
3	1168	GRETZLER Lotte Germany	GER	1 JAN 2007	41.59	41.52	46.35	46.35	790	
4	1258	SILKENA Enya Ireland	IRL	7 OCT 2007	45.18	45.96	43.37	45.96	782	
5	1463	PFISTER Anna Switzerland	SUI	18 JUN 2007	44.95	34.93	40.37	44.95	763	
6	1261	SÆVARSDÓTTIR Ísold Iceland	ISL	17 FEB 2007	X	33.15	43.20	43.20	729	PB
7	1095	UUSORG Mia Mireia Estonia	EST	21 NOV 2007	33.08	36.96	38.49	38.49	638	
8	1288	MANFREDINI Rita Italy	ITA	3 MAY 2008	38.40	X	X	38.40	637	
9	1312	REITMANE Adriana Latvia	LAT	7 JUL 2007	37.72	37.28	37.08	37.72	624	
10	1304	BUNDE Nikola Latvia	LAT	11 MAR 2007	33.18	36.00	37.03	37.03	610	
11	1345	JANSEN Ruby Netherlands	NED	1 JAN 2007	32.60	35.68	X	35.68	585	
12	1396	CANDÉ Natacha Portugal	POR	25 JAN 2007	35.06	32.24	X	35.06	573	
13	1102	KÄHTÄVÄ Livia Finland	FIN	17 JUN 2008	X	X	34.67	34.67	565	
									(4309)	

Starting order	1	2	3	4	5	6	7	8	9	10	11	12	13
	1261	1304	1168	1102	1463	1258	1312	1288	1521	1095	1119	1396	1345

GROUP B Start Time: 13:06 End Time: 13:42

Rank	Bib	Name	Ctry Code	Date of Birth	1	2	3	Result	Points (Tot. Pts)	
1	1133	NDOUMA-MONA Zola France	FRA	24 MAY 2007	31.21	41.68	30.37	41.68	700	PB
2	1192	SCHNEMILICH Maria Germany	GER	28 JAN 2007	35.04	39.35	39.92	39.92	666	PB
3	1293	PASTORE Isabella Italy	ITA	24 JUN 2008	36.18	31.04	X	36.18	594	PB
4	1338	ACHIGWE Gift Netherlands	NED	1 JAN 2008	35.05	35.26	35.10	35.26	577	PB
5	1459	KAISER Aline Switzerland	SUI	10 JAN 2007	30.15	34.39	33.71	34.39	560	
6	1091	RITARI Marleen Estonia	EST	31 JAN 2007	32.09	33.84	32.88	33.84	550	PB
7	1519	OLSSON Evelina Sweden	SWE	3 MAR 2008	30.18	32.43	31.66	32.43	523	PB
8	1148	JOHN Ava Great Britain & Northern Ireland	GBR	2 JAN 2007	31.51	X	29.02	31.51	505	
									(4369)	

Updates in results Group B after Referee revision

ATHWHEPTATH-U18-----JT----- C73T 2.1

Report Created FRI 19 JUL 2024 13:55

Page 1/2

FRI 19 JUL 2024
 Start Time

Javelin Throw (500g) Women
Results
REVISED
 19 JUL 13:55

EUROPEAN HEPTATHLON U18 BEST	6301 JÆGER Henriette	NOR Melløs stadion, Moss (NOR)	13 SEP 2020
CHAMPIONSHIP BEST	6221 VICENTE María	ESP Olimpiai Sportpark, Győr (HUN)	6 JUL 2018
EUROPEAN U18 LEAD	5948 VIRJONEN Enni	FIN Ratinan Stadion, Tampere (FIN)	19 MAY 2024
EUROPEAN HEPTATHLON U18 BEST	60.66 TZENGKO Elina	GRE Thessaloniki (GRE)	24 APR 2019
CHAMPIONSHIP BEST	50.04 SHUKH Alina	UKR New District Stadium, Tbilisi (GEO)	15 JUL 2016

GROUP B Start Time: 13:06 End Time: 13:42

Rank	Bib	Name	Ctry Code	Date of Birth	1	2	3	Result	Points (Tot. Pts)
9	1498	ŠVAŇOVÁ Dominika Slovak Republic	SVK	23 JAN 2008	31.27	X	31.02	31.27	501 (4165)
10	1076	MONROY Andrea Spain	ESP	18 MAY 2007	31.08	29.95	X	31.08	497 (4363)
11	1143	BROWN Thea Great Britain & Northern Ireland	GBR	19 MAR 2007	27.41	X	X	27.41	428 (5089)
12	1068	FERNÁNDEZ Celia Spain	ESP	23 SEP 2008	24.32	X	X	24.32	370 (4255)
13	1392	WIESZTORT Laura Poland	POL	20 AUG 2008	X	X	17.10	17.10	235 (4108)
	1045	KUBAJUROVÁ Tereza Czechia	CZE	5 FEB 2007	X	X	X	NM	0 (3772)

Starting order	1	2	3	4	5	6	7	8	9	10	11	12	13	14
	1148	1076	1143	1338	1498	1293	1392	1192	1459	1068	1133	1045	1519	1091

Weather conditions

 Start of the event:
 End of the event:

Temperature

 26°C
 26°C

Humidity

 62%
 62%

Conditions

 Partly cloudy
 Partly cloudy









Legend:	(Tot. Pts)	CB	Championship Best	NM	No Mark	PB	Personal Best
X	Total Points						
	Failure						

Updates in results Group B after Referee revision

ATHWHEPTATH-U18-----JT----- C73T 2.1

Report Created FRI 19 JUL 2024 13:55

Page 2/2

PREMIUM PARTNER 	BROADCAST PARTNERS  	INSTITUTIONAL PARTNERS     
MOBILITY PARTNER 	PARTNERS  	OFFICIAL SUPPLIERS     

Results Summary
REVISED
 19 JUL 13:56

EUROPEAN HEPTATHLON U18 BEST	6301 JÄGER Henriette	NOR	Melløs stadion, Moss (NOR)	13 SEP 2020
CHAMPIONSHIP BEST	6221 VICENTE María	ESP	Olimpiai Sportpark, Győr (HUN)	6 JUL 2018
EUROPEAN U18 LEAD	5948 VIRJONEN Enni	FIN	Ratinaan Stadion, Tampere (FIN)	19 MAY 2024
EUROPEAN HEPTATHLON U18 BEST	60.66 TZENGKO Elina	GRE	Thessaloniki (GRE)	24 APR 2019
CHAMPIONSHIP BEST	50.04 SHUKH Alina	UKR	New District Stadium, Tbilisi (GEO)	15 JUL 2016

Rank	Bib	Name	Ctry Code	Group	Position	Result	
1	1119	VIRJONEN Enni	FIN	A	1	51.59	CB
2	1521	RUNEBORG Wilda	SWE	A	2	49.35	PB
3	1168	GRETZLER Lotte	GER	A	3	46.35	
4	1258	SILKENA Enya	IRL	A	4	45.96	
5	1463	PFISTER Anna	SUI	A	5	44.95	
6	1261	SÆVARSDÓTTIR Ísold	ISL	A	6	43.20	PB
7	1133	NDOUMA-MONA Zola	FRA	B	1	41.68	PB
8	1192	SCHNEMILICH Maria	GER	B	2	39.92	PB
9	1095	UUSORG Mia Mireia	EST	A	7	38.49	
10	1288	MANFREDINI Rita	ITA	A	8	38.40	
11	1312	REITMANE Adriana	LAT	A	9	37.72	
12	1304	BUNDE Nikola	LAT	A	10	37.03	
13	1293	PASTORE Isabella	ITA	B	3	36.18	PB
14	1345	JANSEN Ruby	NED	A	11	35.68	
15	1338	ACHIGWE Gift	NED	B	4	35.26	PB
16	1396	CANDÉ Natacha	POR	A	12	35.06	
17	1102	KÄHTÄVÄ Livia	FIN	A	13	34.67	
18	1459	KAISER Aline	SUI	B	5	34.39	
19	1091	RITARI Marleen	EST	B	6	33.84	PB
20	1519	OLSSON Evelina	SWE	B	7	32.43	PB
21	1148	JOHN Ava	GBR	B	8	31.51	
22	1498	ŠVAŇOVÁ Dominika	SVK	B	9	31.27	
23	1076	MONROY Andrea	ESP	B	10	31.08	
24	1143	BROWN Thea	GBR	B	11	27.41	
25	1068	FERNÁNDEZ Celia	ESP	B	12	24.32	
26	1392	WIESZTORT Laura	POL	B	13	17.10	
	1045	KUBAJUROVÁ Tereza	CZE	B		NM	












Legend:	CB Championship Best	NM No Mark	PB Personal Best
----------------	-----------------------------	-------------------	-------------------------

Updates in results Group B after Referee revision

ATHWHEPTATH-U18-----JT----- C74B 1.1

Report Created FRI 19 JUL 2024 13:56

Page 1/1

PREMIUM PARTNER 		BROADCAST PARTNERS  		INSTITUTIONAL PARTNERS    	
MOBILITY PARTNER 		PARTNERS  		OFFICIAL SUPPLIERS      	

FRI 19 JUL 2024
 Start Time

19:45

800m Women
Results

EUROPEAN HEPTATHLON U18 BEST	6301 JÆGER Henriette	NOR	Melløs stadion, Moss (NOR)	13 SEP 2020
CHAMPIONSHIP BEST	6221 VICENTE María	ESP	Olimpiai Sportpark, Győr (HUN)	6 JUL 2018
EUROPEAN U18 LEAD	5948 VIRJONEN Enni	FIN	Ratinan Stadion, Tampere (FIN)	19 MAY 2024
EUROPEAN HEPTATHLON U18 BEST	2:09.45 YAKUSHINA Sophia	RUS	Luzhniki North Arena, Moskva (RUS)	1 JUL 2023
CHAMPIONSHIP BEST	2:12.65 EMERSON Niamh	GBR	New District Stadium, Tbilisi (GEO)	15 JUL 2016

HEAT 1 Start Time: 19:45

Rank	Bib	Name	Ctry Code	Date of Birth	Lane	Result	Points
1	1068	FERNÁNDEZ Celia Spain	ESP	23 SEP 2008	7	2:19.30	833
2	1293	PASTORE Isabella Italy	ITA	24 JUN 2008	8	2:23.67	774
3	1091	RITARI Marleen Estonia	EST	31 JAN 2007	1	2:25.65	748
4	1392	WIESZTORT Laura Poland	POL	20 AUG 2008	5	2:27.68	722
5	1498	ŠVAŇOVÁ Dominika Slovak Republic	SVK	23 JAN 2008	6	2:33.75	647 PB
6	1312	REITMANE Adriana Latvia	LAT	7 JUL 2007	2	2:35.24	629
7	1304	BUNDE Nikola Latvia	LAT	11 MAR 2007	4	2:36.13	618
8	1102	KÄHTÄVÄ Livia Finland	FIN	17 JUN 2008	3	2:39.14	583
Intermediate Times:				400m	1:08.46	1312	REITMANE Adriana (LAT)

HEAT 2 Start Time: 19:53

Rank	Bib	Name	Ctry Code	Date of Birth	Lane	Result	Points
1	1148	JOHN Ava Great Britain & Northern Ireland	GBR	2 JAN 2007	1	2:16.78	868 PB
2	1463	PFISTER Anna Switzerland	SUI	18 JUN 2007	3	2:17.97	851 SB
3	1519	OLSSON Evelina Sweden	SWE	3 MAR 2008	5	2:26.78	734
4	1258	SILKENA Enya Ireland	IRL	7 OCT 2007	4	2:27.01	731 SB
5	1288	MANFREDINI Rita Italy	ITA	3 MAY 2008	6	2:28.17	716 PB
6	1459	KAISER Aline Switzerland	SUI	10 JAN 2007	7	2:28.28	715 PB
7	1076	MONROY Andrea Spain	ESP	18 MAY 2007	2	2:29.10	704
8	1345	JANSEN Ruby Netherlands	NED	1 JAN 2007	8	2:38.34	592
	1338	ACHIGWE Gift Netherlands	NED	1 JAN 2008	4	DNF	0
Intermediate Times:				400m	1:06.99	1148	JOHN Ava (GBR)

HEAT 3 Start Time: 20:01

Rank	Bib	Name	Ctry Code	Date of Birth	Lane	Result	Points
1	1261	SÆVARSDÓTTIR Ísold Iceland	ISL	17 FEB 2007	2	2:15.63	884
2	1192	SCHNEMILICH Maria Germany	GER	28 JAN 2007	6	2:20.39	818 SB
3	1396	CANDÉ Natacha Portugal	POR	25 JAN 2007	5	2:23.80	773 PB

FRI 19 JUL 2024
 Start Time

19:45

800m Women
Results

EUROPEAN HEPTATHLON U18 BEST	6301 JÆGER Henriette	NOR	Melløs stadion, Moss (NOR)	13 SEP 2020
CHAMPIONSHIP BEST	6221 VICENTE María	ESP	Olimpiai Sportpark, Győr (HUN)	6 JUL 2018
EUROPEAN U18 LEAD	5948 VIRJONEN Enni	FIN	Ratinan Stadion, Tampere (FIN)	19 MAY 2024
EUROPEAN HEPTATHLON U18 BEST	2:09.45 YAKUSHINA Sophia	RUS	Luzhniki North Arena, Moskva (RUS)	1 JUL 2023
CHAMPIONSHIP BEST	2:12.65 EMERSON Niamh	GBR	New District Stadium, Tbilisi (GEO)	15 JUL 2016

HEAT 3

Start Time: 20:01

Rank	Bib	Name	Ctry Code	Date of Birth	Lane	Result	Points
4	1095	UUSORG Mia Mireia Estonia	EST	21 NOV 2007	1	2:24.29	766
5	1168	GRETZLER Lotte Germany	GER	1 JAN 2007	8	2:25.73	747 SB
6	1119	VIRJONEN Enni Finland	FIN	14 MAY 2007	4	2:26.10	743
7	1143	BROWN Thea Great Britain & Northern Ireland	GBR	19 MAR 2007	3	2:27.99	718 PB
8	1521	RUNEBORG Wilda Sweden	SWE	6 MAR 2007	7	2:32.44	663
9	1133	NDOUMA-MONA Zola France	FRA	24 MAY 2007	4	2:34.97	632 SB
		Intermediate Times:	400m	1:04.31	1261	SÆVARSDÓTTIR Ísold (ISL)	

Weather conditions at the beginning of the 1st heat

Temperature: 26°C Humidity: 57% Conditions: Few clouds

Legend:	(Tot. Pts)	Total Points	DNF	Did not Finish	PB	Personal Best	SB	Season Best
----------------	------------	--------------	------------	----------------	-----------	---------------	-----------	-------------

Results Summary

EUROPEAN HEPTATHLON U18 BEST	6301 JÆGER Henriette	NOR	Melløs stadion, Moss (NOR)	13 SEP 2020
CHAMPIONSHIP BEST	6221 VICENTE María	ESP	Olimpiai Sportpark, Győr (HUN)	6 JUL 2018
EUROPEAN U18 LEAD	5948 VIRJONEN Enni	FIN	Ratinan Stadion, Tampere (FIN)	19 MAY 2024
EUROPEAN HEPTATHLON U18 BEST	2:09.45 YAKUSHINA Sophia	RUS	Luzhniki North Arena, Moskva (RUS)	1 JUL 2023
CHAMPIONSHIP BEST	2:12.65 EMERSON Niamh	GBR	New District Stadium, Tbilisi (GEO)	15 JUL 2016

Rank	Bib	Name	Ctry Code	Heat	Lane	Position	Time	
1	1261	SÆVARSDÓTTIR Ísold	ISL	3	2	1	2:15.63	
2	1148	JOHN Ava	GBR	2	1	1	2:16.78	PB
3	1463	PFISTER Anna	SUI	2	3	2	2:17.97	SB
4	1068	FERNÁNDEZ Celia	ESP	1	7	1	2:19.30	
5	1192	SCHNEMILICH Maria	GER	3	6	2	2:20.39	SB
6	1293	PASTORE Isabella	ITA	1	8	2	2:23.67	
7	1396	CANDÉ Natacha	POR	3	5	3	2:23.80	PB
8	1095	UUSORG Mia Mireia	EST	3	1	4	2:24.29	
9	1091	RITARI Marleen	EST	1	1	3	2:25.65	
10	1168	GRETZLER Lotte	GER	3	8	5	2:25.73	SB
11	1119	VIRJONEN Enni	FIN	3	4	6	2:26.10	
12	1519	OLSSON Evelina	SWE	2	5	3	2:26.78	
13	1258	SILKENA Enya	IRL	2	4	4	2:27.01	SB
14	1392	WIESZTORT Laura	POL	1	5	4	2:27.68	
15	1143	BROWN Thea	GBR	3	3	7	2:27.99	PB
16	1288	MANFREDINI Rita	ITA	2	6	5	2:28.17	PB
17	1459	KAISER Aline	SUI	2	7	6	2:28.28	PB
18	1076	MONROY Andrea	ESP	2	2	7	2:29.10	
19	1521	RUNEBORG Wilda	SWE	3	7	8	2:32.44	
20	1498	ŠVAŇOVÁ Dominika	SVK	1	6	5	2:33.75	PB
21	1133	NDOUMA-MONA Zola	FRA	3	4	9	2:34.97	SB
22	1312	REITMANE Adriana	LAT	1	2	6	2:35.24	
23	1304	BUNDE Nikola	LAT	1	4	7	2:36.13	
24	1345	JANSEN Ruby	NED	2	8	8	2:38.34	
25	1102	KÄHTÄVÄ Livia	FIN	1	3	8	2:39.14	
	1338	ACHIGWE Gift	NED	2	4		DNF	

Legend:	DNF Did not Finish	PB Personal Best	SB Season Best
----------------	---------------------------	-------------------------	-----------------------

FRI 19 JUL 2024
 Start Time

19:45

800m Heat 1/3
Race Analysis

EUROPEAN HEPTATHLON U18 BEST	6301 JÄGER Henriette	NOR	Melløs stadion, Moss (NOR)	13 SEP 2020
CHAMPIONSHIP BEST	6221 VICENTE María	ESP	Olimpiai Sportpark, Győr (HUN)	6 JUL 2018
EUROPEAN U18 LEAD	5948 VIRJONEN Enni	FIN	Ratinal Stadion, Tampere (FIN)	19 MAY 2024
EUROPEAN HEPTATHLON U18 BEST	2:09.45 YAKUSHINA Sophia	RUS	Luzhniki North Arena, Moskva (RUS)	1 JUL 2023
CHAMPIONSHIP BEST	2:12.65 EMERSON Niamh	GBR	New District Stadium, Tbilisi (GEO)	15 JUL 2016

Rank	Bib	Name	Ctry Code	Date of Birth	Result	Time Behind
					400m	800m
1	1068	FERNÁNDEZ Celia	ESP	23 SEP 2008	2:19.30	
					1:08.96 (7)	2:19.30 (1) 1:10.34
2	1293	PASTORE Isabella	ITA	24 JUN 2008	2:23.67	4.37
					1:10.14 (8)	2:23.67 (2) 1:13.53
3	1091	RITARI Marleen	EST	31 JAN 2007	2:25.65	6.36
					1:10.50 (6)	2:25.65 (3) 1:15.15
4	1392	WIESZTORT Laura	POL	20 AUG 2008	2:27.68	8.38
					1:09.75	2:27.68 (4) 1:17.93
5	1498	ŠVAŇOVÁ Dominika	SVK	23 JAN 2008	2:33.75	14.45
					1:12.17 (2)	2:33.75 (5) 1:21.58
6	1312	REITMANE Adriana	LAT	7 JUL 2007	2:35.24	15.95
					1:08.46 (1)	2:35.24 (6) 1:26.78
7	1304	BUNDE Nikola	LAT	11 MAR 2007	2:36.13	16.84
					1:13.28 (4)	2:36.13 (7) 1:22.85
8	1102	KÄHTÄVÄ Livia	FIN	17 JUN 2008	2:39.14	19.84
					1:15.56	2:39.14 (8) 1:23.58

Weather conditions

Temperature: 26°C

Humidity: 57%

Conditions: Few clouds

Legend:
PB Personal Best

FRI 19 JUL 2024
Start Time

19:53 **800m Heat 2/3**

Race Analysis

EUROPEAN HEPTATHLON U18 BEST	6301 JÆGER Henriette	NOR Melløs stadion, Moss (NOR)	13 SEP 2020
CHAMPIONSHIP BEST	6221 VICENTE María	ESP Olimpiai Sportpark, Győr (HUN)	6 JUL 2018
EUROPEAN U18 LEAD	5948 VIRJONEN Enni	FIN Ratinan Stadion, Tampere (FIN)	19 MAY 2024
EUROPEAN HEPTATHLON U18 BEST	2:09.45 YAKUSHINA Sophia	RUS Luzhniki North Arena, Moskva (RUS)	1 JUL 2023
CHAMPIONSHIP BEST	2:12.65 EMERSON Niamh	GBR New District Stadium, Tbilisi (GEO)	15 JUL 2016

Rank	Bib	Name	Ctry Code	Date of Birth	Result	Time Behind
					400m	800m
1	1148	JOHN Ava	GBR	2 JAN 2007	2:16.78	PB
					1:06.99 (1)	2:16.78 (1) 1:09.79
2	1463	PFISTER Anna	SUI	18 JUN 2007	2:17.97	1.19 SB
					1:07.45 (2)	2:17.97 (2) 1:10.52
3	1519	OLSSON Evelina	SWE	3 MAR 2008	2:26.78	10.00
					1:10.73 (3)	2:26.78 (3) 1:16.05
4	1258	SILKENA Enya	IRL	7 OCT 2007	2:27.01	10.23 SB
					1:15.48 (6)	2:27.01 (4) 1:11.53
5	1288	MANFREDINI Rita	ITA	3 MAY 2008	2:28.17	11.40 PB
					1:14.72 (5)	2:28.17 (5) 1:13.45
6	1459	KAISER Aline	SUI	10 JAN 2007	2:28.28	11.50 PB
					1:12.77 (6)	2:28.28 (6) 1:15.51
7	1076	MONROY Andrea	ESP	18 MAY 2007	2:29.10	12.33
					1:10.60 (3)	2:29.10 (7) 1:18.50
8	1345	JANSEN Ruby	NED	1 JAN 2007	2:38.34	21.57
					1:11.70 (4)	2:38.34 (8) 1:26.64
	1338	ACHIGWE Gift	NED	1 JAN 2008	DNF	
					1:15.56 (9)	

Weather conditions

Temperature: 26°C Humidity: 57% Conditions: Few clouds

Legend:	DNF Did not Finish	PB Personal Best	SB Season Best
----------------	---------------------------	-------------------------	-----------------------

Race Analysis

EUROPEAN HEPTATHLON U18 BEST	6301 JÆGER Henriette	NOR Melløs stadion, Moss (NOR)	13 SEP 2020
CHAMPIONSHIP BEST	6221 VICENTE María	ESP Olimpiai Sportpark, Győr (HUN)	6 JUL 2018
EUROPEAN U18 LEAD	5948 VIRJONEN Enni	FIN Ratinan Stadion, Tampere (FIN)	19 MAY 2024
EUROPEAN HEPTATHLON U18 BEST	2:09.45 YAKUSHINA Sophia	RUS Luzhniki North Arena, Moskva (RUS)	1 JUL 2023
CHAMPIONSHIP BEST	2:12.65 EMERSON Niamh	GBR New District Stadium, Tbilisi (GEO)	15 JUL 2016

Rank	Bib	Name	Ctry Code	Date of Birth	Result	Time Behind
------	-----	------	-----------	---------------	--------	-------------

400m	800m
------	------

1	1261	SÆVARSDÓTTIR Ísold	ISL	17 FEB 2007	2:15.63	
					1:04.31 (1)	2:15.63 (1)
						1:11.32
2	1192	SCHNEMILICH Maria	GER	28 JAN 2007	2:20.39	4.77
					1:12.72 (5)	2:20.39 (2)
						1:07.67
3	1396	CANDÉ Natacha	POR	25 JAN 2007	2:23.80	8.18
					1:12.99 (6)	2:23.80 (3)
						1:10.81
4	1095	UUSORG Mia Mireia	EST	21 NOV 2007	2:24.29	8.67
					1:12.45 (4)	2:24.29 (4)
						1:11.84
5	1168	GRETZLER Lotte	GER	1 JAN 2007	2:25.73	10.10
					1:14.01 (10)	2:25.73 (5)
						1:11.72
6	1119	VIRJONEN Enni	FIN	14 MAY 2007	2:26.10	10.47
					1:12.43	2:26.10 (6)
						1:13.67
7	1143	BROWN Thea	GBR	19 MAR 2007	2:27.99	12.36
					1:13.55 (7)	2:27.99 (7)
						1:14.44
8	1521	RUNEBORG Wilda	SWE	6 MAR 2007	2:32.44	16.81
					1:10.41 (2)	2:32.44 (8)
						1:22.03
9	1133	NDOUMA-MONA Zola	FRA	24 MAY 2007	2:34.97	19.35
					1:14.34 (8)	2:34.97 (9)
						1:20.63

Weather conditions

Temperature: 26°C Humidity: 57% Conditions: Few clouds

Legend:	PB Personal Best	SB Season Best
----------------	-------------------------	-----------------------

Results

EUROPEAN HEPTATHLON U18 BEST	6301 JÆGER Henriette	NOR	Melløs stadion, Moss (NOR)	13 SEP 2020
CHAMPIONSHIP BEST	6221 VICENTE María	ESP	Olimpiai Sportpark, Győr (HUN)	6 JUL 2018
EUROPEAN U18 LEAD	5948 VIRJONEN Enni	FIN	Ratinan Stadion, Tampere (FIN)	19 MAY 2024

Final

Rank	Bib Name	Ctry Code	100m H	HJ	SP	200m	LJ	JT	800m	Points	Points Behind Leader
1	1119 VIRJONEN Enni 14 MAY 2007 Finland	FIN	13.12 (-0.6) 1106(1)	1.57 701(22) 1807(5)	15.01 862(2) 2669(3)	23.95 986(2) 3655(2)	6.04 862(2) 4517(2)	51.59 891(1) 5408(1)	2:26.10	6151	WU18L
2	1143 BROWN Thea 19 MAR 2007 Great Britain & Northern Ireland	GBR	13.18 (-0.6) 1097(2)	1.87 1067(1) 2164(1)	12.06 665(19) 2829(1)	24.14 967(3) 3796(1)	6.05 865(1) 4661(1)	27.41 428(24) 5089(3)	2:27.99	5807	344 PB
3	1192 SCHNEMILICH Maria 28 JAN 2007 Germany	GER	13.80 (-0.6) 1007(4)	1.75 916(2) 1923(2)	10.93 591(25) 2514(5)	24.70 915(5) 3429(6)	5.90 819(3) 4248(4)	39.92 666(8) 4914(4)	2:20.39	5732	419 PB
4	1133 NDOUMA-MONA Zola 24 MAY 2007 France	FRA	13.76 (-0.6) 1013(3)	1.63 771(8) 1784(7)	16.43 957(1) 2741(2)	25.20 869(9) 3610(3)	5.80 789(7) 4399(3)	41.68 700(7) 5099(2)	2:34.97	5731	420 PB
5	1261 SÆVARSDÓTTIR Ísold 17 FEB 2007 Iceland	ISL	14.22 (+0.1) 947(18)	1.63 771(12) 1718(12)	12.89 720(7) 2438(9)	25.49 842(17) 3280(10)	5.67 750(13) 4030(9)	43.20 729(6) 4759(9)	2:15.63	5643	508 NU18B
6	1396 CANDÉ Natacha 25 JAN 2007 Portugal	POR	13.94 (+0.2) 987(8)	1.75 916(2) 1903(3)	13.11 735(5) 2638(4)	25.53 839(19) 3477(4)	5.69 756(12) 4233(5)	35.06 573(16) 4806(7)	2:23.80	5579	572 PB
7	1168 GRETZLER Lotte 1 JAN 2007 Germany	GER	14.06 (+0.1) 970(10)	1.57 701(19) 1671(18)	12.71 708(10) 2379(14)	25.30 859(11) 3238(14)	5.84 801(5) 4039(8)	46.35 790(3) 4829(5)	2:25.73	5576	575
8	1095 UUSORG Mia Mireia 21 NOV 2007 Estonia	EST	13.92 (+0.2) 990(7)	1.66 806(7) 1796(6)	12.36 685(15) 2481(7)	24.94 892(8) 3373(7)	5.81 792(6) 4165(7)	38.49 638(9) 4803(8)	2:24.29	5569	582 PB
9	1521 RUNEBORG Wilda 6 MAR 2007 Sweden	SWE	14.20 (+0.2) 950(16)	1.60 736(18) 1686(15)	12.47 692(12) 2378(15)	24.89 897(7) 3275(11)	5.51 703(16) 3978(11)	49.35 848(2) 4826(6)	2:32.44	5489	662
10	1519 OLSSON Evelina 3 MAR 2008 Sweden	SWE	14.26 (-0.3) 942(20)	1.63 771(8) 1713(13)	12.61 702(11) 2415(13)	23.65 1015(1) 3430(5)	5.75 774(10) 4204(6)	32.43 523(20) 4727(10)	2:26.78	5461	690

Results

EUROPEAN HEPTATHLON U18 BEST	6301 JÆGER Henriette	NOR	Melløs stadion, Moss (NOR)	13 SEP 2020
CHAMPIONSHIP BEST	6221 VICENTE María	ESP	Olimpiai Sportpark, Győr (HUN)	6 JUL 2018
EUROPEAN U18 LEAD	5948 VIRJONEN Enni	FIN	Ratinan Stadion, Tampere (FIN)	19 MAY 2024

Final

Rank	Bib Name	Ctry Code	100m H	HJ	SP	200m	LJ	JT	800m	Points	Behind Leader
11	1258 SILKENA Enya 7 OCT 2007 Ireland	IRL	14.58 (-2.1) 898(25)	1.63 771(8)	12.11 668(18)	25.50 841(18)	5.56 717(14)	45.96 782(4)	2:27.01 731(13)	5408	743 PB
12	1463 PFISTER Anna 18 JUN 2007 Switzerland	SUI	14.60 (+0.1) 895(26)	1.60 736(15)	12.35 684(16)	25.86 809(23)	5.26 631(21)	44.95 763(5)	2:17.97 851(3)	5369	782 PB
13	1288 MANFREDINI Rita 3 MAY 2008 Italy	ITA	13.82 (-0.6) 1004(5)	1.54 666(25)	10.76 579(26)	24.78 907(6)	5.79 786(8)	38.40 637(10)	2:28.17 716(16)	5295	856 PB
14	1148 JOHN Ava 2 JAN 2007 Great Britain & Northern Ireland	GBR	14.21 (-0.3) 949(17)	1.60 736(13)	12.26 678(17)	25.96 801(25)	5.50 700(17)	31.51 505(21)	2:16.78 868(2)	5237	914
15	1345 JANSEN Ruby 1 JAN 2007 Netherlands	NED	14.09 (-0.3) 966(12)	1.57 701(19)	11.18 607(23)	24.38 945(4)	5.86 807(4)	35.68 585(14)	2:38.34 592(24)	5203	948
16	1459 KAISER Aline 10 JAN 2007 Switzerland	SUI	14.18 (+0.2) 953(14)	1.57 701(23)	11.18 607(24)	25.94 802(24)	5.78 783(9)	34.39 560(18)	2:28.28 715(17)	5121	1030
17	1293 PASTORE Isabella 24 JUN 2008 Italy	ITA	14.42 (-0.3) 920(22)	1.54 666(24)	9.95 526(28)	25.43 848(14)	5.73 768(11)	36.18 594(13)	2:23.67 774(6)	5096	1055
18	1068 FERNÁNDEZ Celia 23 SEP 2008 Spain	ESP	14.19 (-0.6) 952(15)	1.63 771(11)	11.24 611(22)	25.39 851(13)	5.50 700(18)	24.32 370(25)	2:19.30 833(4)	5088	1063
19	1076 MONROY Andrea 18 MAY 2007 Spain	ESP	13.95 (+0.2) 985(9)	1.60 736(17)	12.74 710(9)	25.48 843(16)	5.12 592(25)	31.08 497(23)	2:29.10 704(18)	5067	1084
20	1091 RITARI Marleen 31 JAN 2007 Estonia	EST	13.91 (-0.6) 991(6)	1.69 842(4)	11.36 619(21)	25.31 859(12)	3.98 303(26)	33.84 550(19)	2:25.65 748(9)	4912	1239

Results

EUROPEAN HEPTATHLON U18 BEST	6301 JÄGER Henriette	NOR	Melløs stadion, Moss (NOR)	13 SEP 2020
CHAMPIONSHIP BEST	6221 VICENTE María	ESP	Olimpiai Sportpark, Győr (HUN)	6 JUL 2018
EUROPEAN U18 LEAD	5948 VIRJONEN Enni	FIN	Ratinan Stadion, Tampere (FIN)	19 MAY 2024

Final

Rank	Bib Name	Ctry Code	100m H	HJ	SP	200m	LJ	JT	800m	Points	Points Behind Leader
21	1102 KÄHTÄVÄ Livia 17 JUN 2008 Finland	FIN	14.54 (+0.1) 903(24)	1.51 632(27)	12.37 686(14)	25.78 (+1.0) 817(22)	5.52 (-0.2) 706(15)	34.67 565(17)	2:39.14 583(25)	4892	1259
22	1312 REITMANE Adriana 7 JUL 2007 Latvia	LAT	14.09 (+0.2) 966(13)	1.60 736(15)	12.99 727(6)	29.21 (+0.8) 539(27)	5.22 (-0.2) 620(23)	37.72 624(11)	2:35.24 629(22)	4841	1310
23	1392 WIESZTORT Laura 20 AUG 2008 Poland	POL	14.27 (-0.3) 941(21)	1.69 842(5)	11.64 637(20)	25.66 (+1.0) 827(21)	5.24 (-0.8) 626(22)	17.10 235(26)	2:27.68 722(14)	4830	1321
24	1498 ŠVAŇOVÁ Dominika 23 JAN 2008 Slovak Republic	SVK	14.06 (-0.3) 970(11)	1.54 666(25)	10.44 558(27)	25.63 (+1.2) 830(20)	5.29 (-1.2) 640(20)	31.27 501(22)	2:33.75 647(20)	4812	1339
25	1304 BUNDE Nikola 11 MAR 2007 Latvia	LAT	14.52 (+0.2) 906(23)	1.69 842(6)	13.12 735(4)	25.47 (+0.8) 844(15)	NM 610(12)	37.03 618(23)	2:36.13 618(23)	4555	1596
26	1338 ACHIGWE Gift 1 JAN 2008 Netherlands	NED	14.25 (-0.3) 943(19)	1.60 736(14)	12.39 687(13)	25.21 (+1.0) 868(10)	5.48 (-0.5) 694(19)	35.26 577(15)	DNF 4505(15)	4505	1646
	1045 KUBAJUROVÁ Tereza 5 FEB 2007 Czechia	CZE	14.67 (+0.1) 886(27)	1.57 701(19)	13.79 780(3)	26.10 (+1.0) 788(26)	5.21 (+0.3) 617(24)	NM 3772(27)	3772(27)	DNF	
	1361 TVEIT AMUNDSEN Susanne 23 JAN 2007 Norway	NOR	14.91 (+0.1) 854(28)	1.48 599(28)	12.76 711(8)	DQ 1453(28)	DNS 2164(27)			DNF	

Legend:	Did not Finish	DNS	Did not Start	DQ	Disqualified	H	Hurdles
DNF	High Jump	JT	Javelin Throw	LJ	Long Jump	NM	No Mark
HJ	National U18 Best	PB	Personal Best	SP	Shot Put	WU18L	World U18 Lead
NU18B							

Results
REVISED
20 JUL 10:06

EUROPEAN U18 BEST	20:28.05	KALMYKOVA Tatyana	RUS	Ostrava (CZE)	12 JUL 2007
CHAMPIONSHIP BEST	22:45.47	ZUBKOVA Hanna	BLR	Olimpiai Sportpark, Győr (HUN)	5 JUL 2018
EUROPEAN U18 LEAD	22:16.77	DI FABIO Serena	ITA	Stadio M.S. Cozzoli, Molfetta (ITA)	5 JUL 2024

Rank	Bib	Name	Ctry Code	Date of Birth	Result	Time Behind	
1	57	DI FABIO Serena Italy	ITA	23 NOV 2007	21:50.80		CB
2	63	POP Alessia Cristina Romania	ROU	30 JAN 2007	22:03.11	12.31	~ NU18B
3	66	KUSÁ Petra Slovak Republic	SVK	8 APR 2007	23:49.22	1:58.42	~ PB
4	52	TORRES Gina Spain	ESP	25 AUG 2007	24:04.35	2:13.55	~
5	64	EREMIĆ Dunja Serbia	SRB	22 JAN 2007	24:09.78	2:18.99	~~~ PB TR54.7.4
6	58	PALMONARI Beatrice Italy	ITA	13 MAR 2008	24:14.55	2:23.75	
7	69	TKACHUK Veronika Ukraine	UKR	3 AUG 2008	24:21.03	2:30.24	PB
8	67	ZÁMECNIKOVÁ Kristína Slovak Republic	SVK	27 SEP 2007	24:35.20	2:44.40	>~ PB
9	62	LUÍS Isabel Portugal	POR	9 MAY 2007	25:00.06	3:09.26	~ PB
10	68	GÜVEN Şerife Berra Türkiye	TUR	24 JAN 2008	25:04.52	3:13.72	PB
11	50	NUJIC Linda Croatia	CRO	25 AUG 2008	25:09.20	3:18.40	~>> SB TR54.7.3
12	60	ZEMBROWSKA Aleksandra Poland	POL	28 NOV 2007	25:12.24	3:21.44	PB
13	54	AIRAKSINEN Iiris Finland	FIN	12 JUL 2007	25:30.99	3:40.20	>>
14	59	DROZDOWSKA Aleksandra Poland	POL	4 AUG 2007	25:41.45	3:50.66	~
15	70	YUSHCHENKO Daryna Ukraine	UKR	21 MAR 2007	25:42.15	3:51.35	>~
16	56	O'CALLAGHAN Savanagh Ireland	IRL	2 MAR 2008	25:50.01	3:59.22	>>
17	61	ANGÉLICO Matilde Portugal	POR	8 JUL 2008	26:36.74	4:45.94	
18	55	CHATZITHEOLOGOU Chrysoula Greece	GRE	17 MAR 2007	26:40.95	4:50.15	
19	53	VEGA GONZALEZ Irene Spain	ESP	3 JAN 2007	27:04.69	5:13.89	>~~ TR54.7.4

Intermediate Times:

200m
600m
1000m
1400m
1800m
2200m
2600m
3000m
3400m
3800m
4200m
4600m

TR54.7.3 bib NUJIC (CRO) enter in Penalty Zone

ATHW5000MWA-----FNL-000100-- C73K 1.1

Report Created SAT 20 JUL 2024 10:06

Page 1/2

Results

REVISED
20 JUL 10:06

EUROPEAN U18 BEST	20:28.05	KALMYKOVA Tatyana	RUS Ostrava (CZE)	12 JUL 2007
CHAMPIONSHIP BEST	22:45.47	ZUBKOVA Hanna	BLR Olimpiai Sportpark, Győr (HUN)	5 JUL 2018
EUROPEAN U18 LEAD	22:16.77	DI FABIO Serena	ITA Stadio M.S. Cozzoli, Molfetta (ITA)	5 JUL 2024

Weather conditions

Start of the event:

End of the event:

Temperature

26°C

26°C

Humidity

57%

57%

Conditions

Few clouds

Few clouds

Note:

TR54.7.4 - Add the time required to spend in Penalty Zone when is no longer practicable to enter

Legend:
















~	Lost contact	>	Bent knee	CB	Championship Best	NU18B	National U18 Best
PB	Personal Best	SB	Season Best	TR	Technical Rule		

TR54.7.3 bib NUJIC (CRO) enter in Penalty Zone

ATHW5000MWA-----FNL-000100--_C73K 1.1

Report Created SAT 20 JUL 2024 10:06

Page 2/2

<p>PREMIUM PARTNER</p> 		<p>BROADCAST PARTNERS</p>  		<p>INSTITUTIONAL PARTNERS</p>      	
<p>MOBILITY PARTNER</p> 		<p>PARTNERS</p>   		<p>OFFICIAL SUPPLIERS</p>     	

FRI 19 JUL 2024
Start Time

19:10

Final

EUROPEAN U18 BEST	20:28.05	KALMYKOVA Tatyana	RUS	Ostrava (CZE)	12 JUL 2007
CHAMPIONSHIP BEST	22:45.47	ZUBKOVA Hanna	BLR	Olimpiai Sportpark, Győr (HUN)	5 JUL 2018
EUROPEAN U18 LEAD	22:16.77	DI FABIO Serena	ITA	Stadio M.S. Cozzoli, Molfetta (ITA)	5 JUL 2024

Rank	Bib	Name	Ctry Code	Date of Birth	Result	Time Behind							
	200m	600m	1000m	1400m	1800m	2200m	2600m	3000m	3400m	3800m	4200m	4600m	
1	57	DI FABIO Serena	ITA	23 NOV 2007	21:50.80	CB							
	52.45 (1)	2:40.33 (1)	4:26.84 (1)	6:12.18 (1)	7:57.70 (1)	9:41.49 (1)	11:25.85 (1)	13:10.01 (1)	14:54.34 (1)	16:39.31 (1)	18:24.48 (1)	20:08.58 (1)	1:42.22
		1:47.88	1:46.51	1:45.34	1:45.52	1:43.79	1:44.36	1:44.16	1:44.33	1:44.97	1:45.17	1:44.10	
2	63	POP Alessia Cristina	ROU	30 JAN 2007	22:03.11	12.31 ~ NU18B							
	52.78 (2)	2:40.65 (2)	4:27.07 (2)	6:12.50 (2)	7:57.95 (2)	9:42.06 (2)	11:28.51 (2)	13:15.49 (2)	15:02.54 (2)	16:48.71 (2)	18:36.21 (2)	20:21.99 (2)	1:41.12
		1:47.87	1:46.42	1:45.43	1:45.45	1:44.11	1:46.45	1:46.98	1:47.05	1:46.17	1:47.50	1:45.78	
3	66	KUSÁ Petra	SVK	8 APR 2007	23:49.22	1:58.42 ~ PB							
	57.60 (11)	2:54.84 (13)	4:48.34 (12)	6:44.81 (12)	8:43.29 (12)	10:37.37 (9)	12:33.15 (7)	14:28.77 (7)	16:23.05 (6)	18:18.60 (6)	20:13.89 (5)	22:01.01 (4)	1:48.21
		1:57.24	1:53.50	1:56.47	1:58.48	1:54.08	1:55.78	1:55.62	1:54.28	1:55.55	1:55.29	1:47.12	
4	52	TORRES Gina	ESP	25 AUG 2007	24:04.35	2:13.55 ~							
	53.77 (5)	2:43.66 (5)	4:35.49 (5)	6:26.36 (4)	8:22.11 (4)	10:19.99 (5)	12:18.47 (5)	14:18.88 (5)	16:17.33 (5)	18:16.21 (4)	20:13.52 (4)	22:10.34 (5)	1:54.01
		1:49.89	1:51.83	1:50.87	1:55.75	1:57.88	1:58.48	2:00.41	1:58.45	1:58.88	1:57.31	1:56.82	
5	64	EREMIĆ Dunja	SRB	22 JAN 2007	24:09.78	2:18.99 ~~~ PB							TR54.7.4
	53.14 (3)	2:41.19 (3)	4:28.68 (3)	6:21.28 (3)	8:16.82 (3)	10:13.28 (3)	12:10.12 (3)	14:07.02 (3)	16:05.20 (3)	18:04.78 (3)	20:01.94 (3)	21:58.88 (3)	2:10.90
		1:48.05	1:47.49	1:52.60	1:55.54	1:56.46	1:56.84	1:56.90	1:58.18	1:59.58	1:57.16	1:56.94	
6	58	PALMONARI Beatrice	ITA	13 MAR 2008	24:14.55	2:23.75							
	53.50 (4)	2:42.36 (4)	4:33.14 (4)	6:26.61 (5)	8:22.53 (5)	10:18.67 (4)	12:17.04 (4)	14:16.21 (4)	16:16.37 (4)	18:16.93 (5)	20:17.31 (6)	22:17.21 (6)	1:57.34
		1:48.86	1:50.78	1:53.47	1:55.92	1:56.14	1:58.37	1:59.17	2:00.16	2:00.56	2:00.38	1:59.90	
7	69	TKACHUK Veronika	UKR	3 AUG 2008	24:21.03	2:30.24 PB							
	55.73 (7)	2:49.89 (8)	4:43.09 (8)	6:38.68 (8)	8:37.32 (8)	10:34.91 (8)	12:34.13 (8)	14:32.80 (8)	16:32.15 (8)	18:31.46 (8)	20:31.40 (8)	22:31.01 (7)	1:50.02
		1:54.16	1:53.20	1:55.59	1:58.64	1:57.59	1:59.22	1:58.67	1:59.35	1:59.31	1:59.94	1:59.61	
8	67	ZÁMECNIKOVA Kristína	SVK	27 SEP 2007	24:35.20	2:44.40 >~ PB							
	56.15 (8)	2:49.45 (7)	4:42.90 (7)	6:37.06 (7)	8:33.28 (7)	10:30.07 (6)	12:26.88 (6)	14:23.66 (6)	16:26.81 (7)	18:28.71 (7)	20:29.87 (7)	22:34.67 (8)	2:00.53
		1:53.30	1:53.45	1:54.16	1:56.22	1:56.79	1:56.81	1:56.78	2:03.15	2:01.90	2:01.16	2:04.80	
9	62	LUÍS Isabel	POR	9 MAY 2007	25:00.06	3:09.26 ~ PB							
	58.16 (13)	2:52.56 (11)	4:47.95 (11)	6:44.44 (11)	8:43.08 (11)	10:44.05 (12)	12:45.95 (12)	14:48.11 (11)	16:50.51 (10)	18:50.67 (9)	20:54.04 (9)	22:56.60 (9)	2:03.46
		1:54.40	1:55.39	1:56.49	1:58.64	2:00.97	2:01.90	2:02.16	2:02.40	2:00.16	2:03.37	2:02.56	

FRI 19 JUL 2024
Start Time

19:10

Final

EUROPEAN U18 BEST	20:28.05	KALMYKOVA Tatyana	RUS Ostrava (CZE)	12 JUL 2007
CHAMPIONSHIP BEST	22:45.47	ZUBKOVA Hanna	BLR Olimpiai Sportpark, Győr (HUN)	5 JUL 2018
EUROPEAN U18 LEAD	22:16.77	DI FABIO Serena	ITA Stadio M.S. Cozzoli, Molfetta (ITA)	5 JUL 2024

Rank	Bib	Name	Ctry Code	Date of Birth	Result	Time Behind							
	200m	600m	1000m	1400m	1800m	2200m	2600m	3000m	3400m	3800m	4200m	4600m	
	10	68	GÜVEN Şerife Berra	TUR	24 JAN 2008	25:04.52	3:13.72	PB					
	58.27 (14)	2:52.03 (9)	4:47.40 (9)	6:43.77 (9)	8:42.41 (9)	0:43.62 (10)	2:45.58 (10)	4:47.56 (9)	6:52.35 (11)	9:02.46 (10)	21:13.32 (10)	23:13.44 (10)	1:51.08
		1:53.76	1:55.37	1:56.37	1:58.64	2:01.21	2:01.96	2:01.98	2:04.79	2:10.11	2:10.86	2:00.12	
	11	50	NUJIĆ Linda	CRO	25 AUG 2008	25:09.20	3:18.40	~>> SB TR54.7.3					
	57.08 (9)	2:52.42 (10)	4:47.76 (10)	6:44.16 (10)	8:42.80 (10)	0:43.90 (11)	2:45.77 (11)	4:47.94 (10)	6:50.14 (9)	9:18.51 (12)	21:17.02 (12)	23:15.45 (12)	1:53.75
		1:55.34	1:55.34	1:56.40	1:58.64	2:01.10	2:01.87	2:02.17	2:02.20	2:28.37	1:58.51	1:58.43	
	12	60	ZEMBROWSKA Aleksandra	POL	28 NOV 2007	25:12.24	3:21.44	PB					
	58.67 (15)	2:57.57 (15)	4:55.22 (15)	6:57.42 (15)	8:57.28 (14)	0:58.56 (13)	3:03.05 (13)	5:07.89 (12)	7:13.03 (12)	9:17.63 (11)	21:16.72 (11)	23:15.07 (11)	1:57.17
		1:58.90	1:57.65	2:02.20	1:59.86	2:01.28	2:04.49	2:04.84	2:05.14	2:04.60	1:59.09	1:58.35	
	13	54	AIRAKSINEN Iiris	FIN	12 JUL 2007	25:30.99	3:40.20	>>					
	1:00.68 (19)	3:06.09 (19)	5:10.79 (19)	7:15.67 (19)	9:18.34 (19)	1:18.44 (18)	3:17.73 (17)	5:17.35 (16)	7:18.20 (13)	9:20.99 (13)	21:25.55 (14)	23:30.03 (13)	2:00.96
		2:05.41	2:04.70	2:04.88	2:02.67	2:00.10	1:59.29	1:59.62	2:00.85	2:02.79	2:04.56	2:04.48	
	14	59	DROZDOWSKA Aleksandra	POL	4 AUG 2007	25:41.45	3:50.66	~					
	59.06 (16)	2:57.96 (16)	4:55.66 (16)	6:57.90 (16)	8:58.38 (16)	0:59.81 (15)	3:04.45 (14)	5:10.14 (14)	7:18.64 (15)	9:25.93 (14)	21:33.18 (15)	23:41.52 (14)	1:59.93
		1:58.90	1:57.70	2:02.24	2:00.48	2:01.43	2:04.64	2:05.69	2:08.50	2:07.29	2:07.25	2:08.34	
	15	70	YUSHCHENKO Daryna	UKR	21 MAR 2007	25:42.15	3:51.35	>~					
	57.08 (9)	2:54.73 (12)	4:54.72 (14)	6:56.83 (14)	8:57.69 (15)	1:00.18 (16)	3:05.94 (16)	5:14.27 (15)	7:20.56 (16)	9:28.48 (16)	21:36.06 (16)	23:45.10 (16)	1:57.05
		1:57.65	1:59.99	2:02.11	2:00.86	2:02.49	2:05.76	2:08.33	2:06.29	2:07.92	2:07.58	2:09.04	
	16	56	O'CALLAGHAN Savanagh	IRL	2 MAR 2008	25:50.01	3:59.22	>>					
	57.80 (12)	2:57.18 (14)	4:54.41 (13)	6:56.56 (13)	8:57.09 (13)	0:59.29 (14)	3:04.51 (15)	5:07.94 (13)	7:18.55 (14)	9:28.13 (15)	21:25.21 (13)	23:42.31 (15)	2:07.70
		1:59.38	1:57.23	2:02.15	2:00.53	2:02.20	2:05.22	2:03.43	2:10.61	2:09.58	1:57.08	2:17.10	
	17	61	ANGÉLICO Matilde	POR	8 JUL 2008	26:36.74	4:45.94						
	59.42 (18)	2:59.62 (18)	5:03.93 (18)	7:10.73 (18)	9:17.43 (18)	1:24.63 (19)	3:34.53 (19)	5:42.85 (19)	7:54.05 (18)	10:07.92 (18)	22:23.44 (18)	24:31.27 (17)	2:05.47
		2:00.20	2:04.31	2:06.80	2:06.70	2:07.20	2:09.90	2:08.32	2:11.20	2:13.87	2:15.52	2:07.83	
	18	55	CHATZITHEOLOGOU Chrysoula	GRE	17 MAR 2007	26:40.95	4:50.15						
	59.21 (17)	2:58.25 (17)	4:55.98 (17)	6:58.30 (17)	9:04.49 (17)	1:16.55 (17)	3:26.39 (18)	5:41.67 (18)	7:53.71 (17)	10:06.66 (17)	22:21.92 (17)	24:35.42 (18)	2:05.53
		1:59.04	1:57.73	2:02.32	2:06.19	2:12.06	2:09.84	2:15.28	2:12.04	2:12.95	2:15.26	2:13.50	

FRI 19 JUL 2024
Start Time

19:10

Final

EUROPEAN U18 BEST	20:28.05	KALMYKOVA Tatyana	RUS	Ostrava (CZE)	12 JUL 2007
CHAMPIONSHIP BEST	22:45.47	ZUBKOVA Hanna	BLR	Olimpiai Sportpark, Győr (HUN)	5 JUL 2018
EUROPEAN U18 LEAD	22:16.77	DI FABIO Serena	ITA	Stadio M.S. Cozzoli, Molfetta (ITA)	5 JUL 2024

Rank	Bib	Name	Ctry Code	Date of Birth	Result	Time Behind																		
	200m	600m	1000m	1400m	1800m	2200m	2600m	3000m	3400m	3800m	4200m	4600m												
	19	53	VEGA GONZALEZ Irene	ESP	3 JAN 2007	27:04.69	5:13.89	>~	TR54.7.4															
54.32	(6)	2:43.99	(6)	4:36.25	(6)	6:29.56	(6)	8:27.02	(6)	0:31.58	(7)	2:44.04	(9)	5:20.79	(17)	8:01.09	(19)	20:15.07	(19)	22:35.52	(19)	24:47.97	(19)	2:16.72
		1:49.67		1:52.26		1:53.31		1:57.46		2:04.56		2:12.46		2:36.75		2:40.30		2:13.98		2:20.45		2:12.45		

Weather conditions

Temperature: 26°C Humidity: 57% Conditions: Few clouds

Note:
TR54.7.4 - Add the time required to spend in Penalty Zone when is no longer practicable to enter

Legend:
~ Lost contact > Bent knee CB Championship Best NU18B National U18 Best
PB Personal Best SB Season Best TR Technical Rule

<p>PREMIUM PARTNER</p> 		<p>BROADCAST PARTNERS</p>  		<p>INSTITUTIONAL PARTNERS</p>      			
<p>MOBILITY PARTNER</p> 		<p>PARTNERS</p>   		<p>OFFICIAL SUPPLIERS</p>     			

SUN 21 JUL 2024

Start Time

20:05

Final
Results

EUROPEAN U18 BEST	2:06.13 ROMANIA U18	ROU Atletski stadion Poljane, Maribor (SLO)	29 JUL 2023
CHAMPIONSHIP BEST	2:07.18 GREAT BRITAIN & NI U18	GBR Givat Ram Stadium, Jerusalem (ISR)	7 JUL 2022
EUROPEAN U18 LEAD	2:08.49 POLAND	POL Banská Bystrica (SVK)	20 JUL 2024

Rank	Bib	Ctry Name	Lane	Reaction Time	Result	
1		ITA - ITALY	2	0.186	2:05.23	EU18B
	1270	CANOVI Viola				
	1271	CASTELLANI Margherita				
	1281	FRATTAROLI Laura				
	1295	VALENSIN Elisa				
2		POL - POLAND	6	0.164	2:05.54	NU18B
	1368	KASPRZAK Oliwia				
	1366	JEŻ Aleksandra				
	1389	TOMCZYK Zofia				
	1372	KUŚ Anastazja				
3		GBR - GREAT BRITAIN & N.I	7	0.177	2:05.90	NU18B
	1145	DESIR Nell				
	1143	BROWN Thea				
	1153	OMOTOSHO Shiloh				
	1144	DACOSTA Kara				
4		GER - GERMANY	4	0.153	2:07.28	NU18B
	1162	BÖCKER Anne				
	1184	NETTA Levke				
	1167	FISCHER Luna				
	1188	RICHTER Pauline				
5		SUI - SWITZERLAND	5	0.182	2:07.72	NU18B
	1465	RANKL Timea				
	1477	TONAZZI Milla				
	1453	FRANK Lisa				
	1457	HIRSBRUNNER Hanna				
6		UKR - UKRAINE	3	0.212	2:08.08	NU18B
	1552	SHVAB Yelyzaveta				
	1554	STEPANIUK Uliana	YC			
	1541	KOTIK Rufina				
	1547	OLEKSIUK Ivanna				
7		NOR - NORWAY	1	0.128	2:08.14	NU18B
	1353	ASDAL HANSEN Oda				
	1359	MURAI-UBBY Hannah Rebekah				
	1356	FAGERLAND Kaisa Sol				
	1358	LOPES PATEY Lilje				
8		HUN - HUNGARY	8	0.191	2:08.37	NU18B
	1224	BOLDOGH Boróka				
	1240	PFISZTERER Dorina				
	1239	PÁPAI Nerina				
	1243	SÁKOVICS Janka				

Weather conditions

Temperature: 25°C

Humidity: 63%

Conditions: Few clouds

Note:

Yellow Card received in this or another event

Legend:
EU18B European U18 Best **NU18B** National U18 Best **YC** Yellow Card

Medley Relay Women

Results

EUROPEAN U18 BEST	2:06.13 ROMANIA U18	ROU Atletski stadion Poljane, Maribor (SLO)	29 JUL 2023
CHAMPIONSHIP BEST	2:07.18 GREAT BRITAIN & NI U18	GBR Givat Ram Stadium, Jerusalem (ISR)	7 JUL 2022
EUROPEAN U18 LEAD	2:10.68 CZECH REPUBLIC U18	CZE Štadión PFK, Piešťany (SVK)	5 JUL 2024

Rank	Bib	Ctry Name	Lane	Reaction Time	Result		
1		GBR - GREAT BRITAIN & N.I	4	0.157	2:10.20	Q	WU20L
	1145	DESIR Nell					
	1142	BRINDLE Elsie					
	1148	JOHN Ava					
	1153	OMOTOSHO Shiloh					
2		ESP - SPAIN	2	0.203	2:11.22		SB
	1084	TEJERO Iratxe					
	1062	ARRAZOLA Elene					
	1079	PLATA Silvia					
	1080	RUIZ Ana Alba					
3		CZE - CZECHIA	3	0.160	2:11.28		SB
	1047	POŠTULKOVÁ Petra					
	1053	VAVŘINOVÁ Klára					
	1046	MARKOVÁ Tereza					
	1051	TICHÁ Tereza					
4		SLO - SLOVENIA	7	0.212	2:12.56		SB
	1423	OGRIZEK Urška					
	1420	MANTELJ Neja					
	1433	VEHOVAR Ema					
	1421	MARČELJA Manca					
5		POR - PORTUGAL	6	0.244	2:13.11		SB
	1395	ALMEIDA Tatiana					
	1404	SAMPAIO Madalena					
	1403	PINHO Miriam					
	1397	DELFINO Teresa					
		SVK - SLOVAK REPUBLIC	8	0.230	DQ		TR17.2.3
	1493	KOŠUTOVÁ Lucia					
	1499	SVATÍKOVÁ Tamara					
	1490	HRNČAROVÁ Romana					
	1483	BORTLÍKOVÁ Lucia					
		FRA - FRANCE	5	0.180	DQ		TR24.7
	1128	KINGUE Auxane					
	1127	GERBIER Lohane					
	1130	LAPORAL Shade					
	1136	PAWLOWICZ Lenny					

Qualification: First 1 in each heat (Q) and the next 5 fastest (q) advance to the Final

Weather conditions

Temperature: 23°C

Humidity: 64%

Conditions: Overcast

Note:

TR17.2.3 - Lane infringement

TR24.7 - Passing the baton outside the takeover zone (early / late takeover)

Legend:

DQ Disqualified **Q** Qualified by place **SB** Season Best **TR** Technical Rule
WU20L World U20 Lead

SAT 20 JUL 2024
Start Time

11:01 Round 1 Heat 2/3

Results

EUROPEAN U18 BEST	2:06.13 ROMANIA U18	ROU Atletski stadion Poljane, Maribor (SLO)	29 JUL 2023
CHAMPIONSHIP BEST	2:07.18 GREAT BRITAIN & NI U18	GBR Givat Ram Stadium, Jerusalem (ISR)	7 JUL 2022
EUROPEAN U18 LEAD	2:10.20 GREAT BRITAIN & N.I	GBR Banská Bystrica (SVK)	20 JUL 2024

Rank	Bib	Ctry Name	Lane	Reaction Time	Result		
1		SUI - SWITZERLAND	4	0.159	2:09.15	Q	WU20L
	1465	RANKL Timea					
	1452	BURI Xenia					
	1453	FRANK Lisa					
	1457	HIRSBRUNNER Hanna					
2		ITA - ITALY	3	0.161	2:09.33		SB
	1290	MASIERO Vittoria					
	1270	CANOVI Viola					
	1275	DAMBRUOSO Benedetta					
	1279	FIorentini Zoe					
3		NOR - NORWAY	6	0.156	2:09.80		SB
	1353	ASDAL HANSEN Oda					
	1359	MURAI-UBBY Hannah Rebekah					
	1356	FAGERLAND Kaisa Sol					
	1358	LOPES PATEY Lilje					
4		EST - ESTONIA	2	0.173	2:11.22		SB
	1087	MATSALU Pia Lauren					
	1089	OTT Miia					
	1095	UUSORG Mia Mireia					
	1085	ANDRE Hedi					
5		IRL - IRELAND	1	0.185	2:11.24		NU18B
	1256	O'SULLIVAN Elena					
	1247	DOHERTY Katie					
	1249	FRIEL Erin					
	1259	ZAKHARENKO Maria					
6		LUX - LUXEMBOURG	7	0.230	2:14.26		SB
	1328	HOFFMANN Zoe					
	1326	GAENG Camille					
	1327	GRANGER Uyana					
	1331	PURAYE Yaara					
	1024	BUL - BULGARIA VELICHKOVA Radina	8	0.213	DQ		TR17.2.3
	1018	DIMITROVA Raya					
	1021	MILANOVA Anna					
	1022	PETKOVA Kristina					
	1441	SRB - SERBIA GOLUBOVIC Teodora	5	0.168	DQ		TR24.7
	1439	BOTUNJAC Sara					
	1442	JEREMIC Njokolina					
	1443	JOVANOVIC Una					

Qualification: First 1 in each heat (Q) and the next 5 fastest (q) advance to the Final

Weather conditions

Temperature: 23°C

Humidity: 64%

Conditions: Overcast

Note:

TR17.2.3 - Lane infringement

TR24.7 - Passing the baton outside the takeover zone (early / late takeover)

Legend:

DQ Disqualified
TR Technical Rule
NU18B National U18 Best
WU20L World U20 Lead
Q Qualified by place
SB Season Best

SAT 20 JUL 2024
Start Time

11:12 Round 1 Heat 3/3

Results

EUROPEAN U18 BEST	2:06.13	ROMANIA U18	ROU Atletski stadion Poljane, Maribor (SLO)	29 JUL 2023
CHAMPIONSHIP BEST	2:07.18	GREAT BRITAIN & NI U18	GBR Givat Ram Stadium, Jerusalem (ISR)	7 JUL 2022
EUROPEAN U18 LEAD	2:09.15	SWITZERLAND	SUI Banská Bystrica (SVK)	20 JUL 2024

Rank	Bib	Ctry Name	Lane	Reaction Time	Result		
1		POL - POLAND	6	0.146	2:08.49	Q	WU20L
	1368	KASPRZAK Oliwia					
	1393	WOŹNIAK Maja					
	1366	JEŻ Aleksandra					
	1379	PAJĘCKA Lena					
2		GER - GERMANY	4	0.193	2:08.64	q	NU18B
	1162	BÖCKER Anne					
	1184	NETTA Levke					
	1192	SCHNEMILICH Maria					
	1193	SCHRÖDER Ida Carlotta					
3		UKR - UKRAINE	5	0.215	2:08.66	q	SB
	1552	SHVAB Yelyzaveta					
	1554	STEPANIUK Uliana					
	1541	KOTIK Rufina					
	1547	OLEKSIUK Ivanna					
4		HUN - HUNGARY	3	0.179	2:08.82	q	NU18B
	1224	BOLDOGH Boróka					
	1240	PFISZTERER Dorina					
	1239	PÁPAI Nerina					
	1243	SÁKOVICS Janka					
5		TUR - TÜRKIYE	7	0.206	2:12.03		NU18B
	1529	BİRDEL Esmanur					
	1537	TAŞDELEN Reyhan					
	1528	ALTUNBULAK İkim					
	1533	KADANALI Duru İklim					
6		CRO - CROATIA	2	0.192	2:12.72		SB
	1029	BUJAN Jana					
	1034	VRDOLJAK Nina					
	1032	SUŠAC Iva					
	1030	KAPAC Klara					
7		ROU - ROMANIA	8	0.320	2:13.51		SB
	1413	TĂUSAN Tatiana Emanuela					
	1415	VRINCEANU Daria					
	1406	CIOBANU Sara-Maria					
	1410	DUMITRESCU Mara Victoria					
8		FIN - FINLAND	1	0.172	2:13.55		SB
	1114	NISKALA Anni					
	1106	KOIVULUOMA Amelie					
	1117	TUOMINEN Hilla					
	1099	FILENIUS Silja					

Qualification: First 1 in each heat (Q) and the next 5 fastest (q) advance to the Final

Weather conditions

Temperature: 23°C

Humidity: 64%

Conditions: Overcast

Legend:						
NU18B	National U18 Best	Q	Qualified by place	q	Qualified by time	SB
WU20L	World U20 Lead					Season Best

SAT 20 JUL 2024
 Start Time

10:50

Round 1
Results Summary

EUROPEAN U18 BEST	2:06.13 ROMANIA U18	ROU	Atletski stadion Poljane, Maribor (SLO)	29 JUL 2023
CHAMPIONSHIP BEST	2:07.18 GREAT BRITAIN & NI U18	GBR	Givat Ram Stadium, Jerusalem (ISR)	7 JUL 2022
EUROPEAN U18 LEAD	2:10.68 CZECH REPUBLIC U18	CZE	Štadión PFK, Piešťany (SVK)	5 JUL 2024

Rank	Ctry	Ctry Code	Heat	Lane	Position	Time	
1	POLAND	POL	3	6	1	2:08.49	Q WU20L
2	GERMANY	GER	3	4	2	2:08.64	q NU18B
3	UKRAINE	UKR	3	5	3	2:08.66	q SB
4	HUNGARY	HUN	3	3	4	2:08.82	q NU18B
5	SWITZERLAND	SUI	2	4	1	2:09.15	Q WU20L
6	ITALY	ITA	2	3	2	2:09.33	q SB
7	NORWAY	NOR	2	6	3	2:09.80	q SB
8	GREAT BRITAIN & N.I	GBR	1	4	1	2:10.20	Q WU20L
9	SPAIN	ESP	1	2	2	2:11.22 (.211)	SB
10	ESTONIA	EST	2	2	4	2:11.22 (.218)	SB
11	IRELAND	IRL	2	1	5	2:11.24	NU18B
12	CZECHIA	CZE	1	3	3	2:11.28	SB
13	TÜRKIYE	TUR	3	7	5	2:12.03	NU18B
14	SLOVENIA	SLO	1	7	4	2:12.56	SB
15	CROATIA	CRO	3	2	6	2:12.72	SB
16	PORTUGAL	POR	1	6	5	2:13.11	SB
17	ROMANIA	ROU	3	8	7	2:13.51	SB
18	FINLAND	FIN	3	1	8	2:13.55	SB
19	LUXEMBOURG	LUX	2	7	6	2:14.26	SB
	BULGARIA	BUL	2	8		DQ	TR17.2.3
	SLOVAK REPUBLIC	SVK	1	8		DQ	TR17.2.3
	FRANCE	FRA	1	5		DQ	TR24.7
	SERBIA	SRB	2	5		DQ	TR24.7

Qualification: First 1 in each heat (Q) and the next 5 fastest (q) advance to the Final

Note:
 TR17.2.3 - Lane infringement
 TR24.7 - Passing the baton outside the takeover zone (early / late takeover)

Legend:
DQ Disqualified
SB Season Best
NU18B National U18 Best
TR Technical Rule
Q Qualified by place
WU20L World U20 Lead
q Qualified by time

Records Set

Record Type	Event	Phase	Date	Athlete / Team	Ctry Code	Wind	Result
=WU18B	400m Men		18 JUL	WILSON Quincy	USA		44.20
EU18B	400m Hurdles (84cm) Men	Final	21 JUL	RADA Michal	CZE		49.42
	100m Hurdles (76.2cm) Women	Round 1 5/5	18 JUL	FRLIČKOVÁ Laura	SVK	+2.0	12.86
	Medley Relay Women	Final	21 JUL	ITA - ITALY	ITA		2:05.23
EHU18B	100m Hurdles (76.2cm) Women Heptathlon	Combined 4/5	18 JUL	VIRJONEN Enni	FIN	-0.6	13.12
EDU18B	110m Hurdles (91.4cm) Men Decathlon	Combined 1/4	21 JUL	KONSO Tristan	EST	+0.7	13.52
CB	200m Men	Semi-Finals 1/3	20 JUL	NAPPI Diego	ITA	+1.1	21.01
		Final	20 JUL	NAPPI Diego	ITA	+0.7	20.81
	400m Men	Final	20 JUL	STRZELECKI Stanisław	POL		46.50
	3000m Men	Final	21 JUL	ČATOVIĆ Aldin	SRB		8:07.03
	400m Hurdles (84cm) Men	Final	21 JUL	RADA Michal	CZE		49.42
	Medley Relay Men	Final	21 JUL	POL - POLAND	POL		1:51.62
	200m Women	Final	20 JUL	VALENSIN Elisa	ITA	+1.0	23.09
	400m Women	Final	20 JUL	KUŚ Anastazja	POL		51.89
	800m Women	Final	21 JUL	HOLUBOVÁ Adéla	CZE		2:04.23
	1500m Women	Final	21 JUL	BELSHAW Lyla	GBR		4:13.01
	100m Hurdles (76.2cm) Women	Round 1 5/5	18 JUL	FRLIČKOVÁ Laura	SVK	+2.0	12.86
	400m Hurdles Women	Final	21 JUL	RADOVÁ Nina	CZE		58.00
	Javelin Throw (500g) Women	Final	21 JUL	BARBIĆ Vita	CRO		61.07
	5000m Race Walk Women	Final	19 JUL	DI FABIO Serena	ITA		21:50.80
	Medley Relay Women	Final	21 JUL	ITA - ITALY	ITA		2:05.23
	100m Hurdles (76.2cm) Women Heptathlon	Combined 4/5	18 JUL	VIRJONEN Enni	FIN	-0.6	13.12
	Shot Put (3kg) Women Heptathlon	Combined B	18 JUL	NDOUMA-MONA Zola	FRA		16.43
	200m Women Heptathlon	Combined 4/4	18 JUL	OLSSON Evelina	SWE	+1.2	23.65
	Javelin Throw (500g) Women Heptathlon	Combined A	19 JUL	VIRJONEN Enni	FIN		51.59
	110m Hurdles (91.4cm) Men Decathlon	Combined 1/4	21 JUL	KONSO Tristan	EST	+0.7	13.52
	Discus Throw (1.5kg) Men Decathlon	Combined A	21 JUL	DA SILVA Liam Belo	SWE		51.91
	Javelin Throw (700g) Men Decathlon	Combined B	21 JUL	STEFFEN Anton	GER		68.66
	1500m Men Decathlon	Combined 1/2	21 JUL	BERNÝ Tadeáš	CZE		4:25.65
		Combined 2/2	21 JUL	HRABAR Denis	POR		4:24.83
WL	Medley Relay Men	Final	21 JUL	POL - POLAND	POL		1:51.62
	Medley Relay Women	Final	21 JUL	ITA - ITALY	ITA		2:05.23
WU20L	Medley Relay Men	Final	21 JUL	POL - POLAND	POL		1:51.62
	Medley Relay Women	Round 1 1/3	20 JUL	GBR - GREAT BRITAIN & N.I	GBR		2:10.20
		Round 1 2/3	20 JUL	SUI - SWITZERLAND	SUI		2:09.15
		Round 1 3/3	20 JUL	POL - POLAND	POL		2:08.49
		Final	21 JUL	ITA - ITALY	ITA		2:05.23
WU18L	Discus Throw (1.5kg) Men	Final	19 JUL	RODZIAK Jakub	POL		64.21
	Decathlon U18 Men	Combined	21 JUL	KONSO Tristan	EST		7549
	Medley Relay Men	Final	21 JUL	POL - POLAND	POL		1:51.62
	100m Hurdles (76.2cm) Women Heptathlon	Combined 4/5	18 JUL	VIRJONEN Enni	FIN	-0.6	13.12

Records Set

Record Type	Event	Phase	Date	Athlete / Team	Ctry Code	Wind	Result
WU18L	100m Hurdles (76.2cm) Women	Round 1 5/5	18 JUL	FRLIČKOVÁ Laura	SVK	+2.0	12.86
	Hammer Throw (3kg) Women	Final	19 JUL	HEGEMANN Clara	GER		72.93
	Javelin Throw (500g) Women	Final	21 JUL	BARBIĆ Vita	CRO		61.07
	Heptathlon U18 Women	Combined	19 JUL	VIRJONEN Enni	FIN		6151
	5000m Race Walk Women	Final	19 JUL	DI FABIO Serena	ITA		21:50.80
	Medley Relay Women	Round 1 1/3	20 JUL	GBR - GREAT BRITAIN & N.I	GBR		2:10.20
		Round 1 2/3	20 JUL	SUI - SWITZERLAND	SUI		2:09.15
		Round 1 3/3	20 JUL	POL - POLAND	POL		2:08.49
		Final	21 JUL	ITA - ITALY	ITA		2:05.23
=WU18L	400m Men		18 JUL	WILSON Quincy	USA		44.20
	High Jump Women Heptathlon	Combined B	18 JUL	BROWN Thea	GBR		1.87
EL	Medley Relay Men	Final	21 JUL	POL - POLAND	POL		1:51.62
	Medley Relay Women	Final	21 JUL	ITA - ITALY	ITA		2:05.23
EU23L	Medley Relay Men	Final	21 JUL	POL - POLAND	POL		1:51.62
	Medley Relay Women	Round 1 3/3	20 JUL	POL - POLAND	POL		2:08.49
		Final	21 JUL	ITA - ITALY	ITA		2:05.23
EU20L	Medley Relay Men	Final	21 JUL	POL - POLAND	POL		1:51.62
	200m Women	Final	20 JUL	VALENSIN Elisa	ITA	+1.0	23.09
	Medley Relay Women	Round 1 1/3	20 JUL	GBR - GREAT BRITAIN & N.I	GBR		2:10.20
		Round 1 2/3	20 JUL	SUI - SWITZERLAND	SUI		2:09.15
		Round 1 3/3	20 JUL	POL - POLAND	POL		2:08.49
		Final	21 JUL	ITA - ITALY	ITA		2:05.23
EU18L	400m Men	Semi-Finals 3/3	19 JUL	KLEMENIC Milann	FRA		47.04
		Final	20 JUL	STRZELECKI Stanislaw	POL		46.50
	3000m Men	Final	21 JUL	ČATOVIĆ Aldin	SRB		8:07.03
	110m Hurdles (91.4cm) Men	Round 1 2/6	18 JUL	KONSO Tristan	EST	+1.9	13.34
		Round 1 4/6	18 JUL	DOMERGUE Lucas	FRA	+1.3	13.32
		Final	19 JUL	ESCALONA Kyan Daniel Duffy	ITA	+1.1	13.22
	400m Hurdles (84cm) Men	Semi-Finals 2/3	20 JUL	RADA Michal	CZE		50.97
		Final	21 JUL	RADA Michal	CZE		49.42
	Triple Jump Men	Final	21 JUL	IDINNA Emmanuel	FRA	-2.0	15.85
	Discus Throw (1.5kg) Men	Final	19 JUL	RODZIAK Jakub	POL		64.21
	Decathlon U18 Men	Combined	21 JUL	KONSO Tristan	EST		7549
	Medley Relay Men	Round 1 1/3	20 JUL	ITA - ITALY	ITA		1:53.91
		Final	21 JUL	POL - POLAND	POL		1:51.62
	100m Women	Round 1 3/5	18 JUL	OTT Miia	EST	+1.3	11.44
	200m Women	Final	20 JUL	VALENSIN Elisa	ITA	+1.0	23.09
	400m Women	Final	20 JUL	KUŠ Anastazja	POL		51.89
	100m Hurdles (76.2cm) Women Heptathlon	Combined 4/5	18 JUL	VIRJONEN Enni	FIN	-0.6	13.12
	100m Hurdles (76.2cm) Women	Round 1 5/5	18 JUL	FRLIČKOVÁ Laura	SVK	+2.0	12.86
	Discus Throw Women	Qualification B	20 JUL	WEPIWE Nadjela	GER		53.13
	Hammer Throw (3kg) Women	Final	19 JUL	HEGEMANN Clara	GER		72.93
	Javelin Throw (500g) Women	Final	21 JUL	BARBIĆ Vita	CRO		61.07
	Heptathlon U18 Women	Combined	19 JUL	VIRJONEN Enni	FIN		6151

Records Set

Record Type	Event	Phase	Date	Athlete / Team	Ctry Code	Wind	Result
EU18L	5000m Race Walk Women	Final	19 JUL	DI FABIO Serena	ITA		21:50.80
	Medley Relay Women	Round 1 1/3	20 JUL	GBR - GREAT BRITAIN & N.I	GBR		2:10.20
		Round 1 2/3	20 JUL	SUI - SWITZERLAND	SUI		2:09.15
		Round 1 3/3	20 JUL	POL - POLAND	POL		2:08.49
		Final	21 JUL	ITA - ITALY	ITA		2:05.23
=EU18L	110m Hurdles (91.4cm) Men	Round 1 3/6	18 JUL	ESCALONA Kyan Daniel Duffy	ITA	+0.8	13.34
	High Jump Women Heptathlon	Combined B	18 JUL	BROWN Thea	GBR		1.87
NU23R	100m Women	Round 1 3/5	18 JUL	OTT Miia	EST	+1.3	11.44
NU20R	100m Women	Round 1 3/5	18 JUL	OTT Miia	EST	+1.3	11.44
	200m Women	Final	20 JUL	VALENSIN Elisa	ITA	+1.0	23.09
	800m Women	Round 1 2/5	19 JUL	BUGEJA Mireya	MLT		2:12.33
NU18B	110m Hurdles (91.4cm) Men	Round 1 5/6	18 JUL	KASABOV Hristiyan	BUL	+1.2	13.40
	100m Women	Semi-Finals 1/3	18 JUL	VELICHKOVA Radina	BUL	+0.7	11.47
		Final	19 JUL	VELICHKOVA Radina	BUL	+0.9	11.46
	Medley Relay Men	Round 1 3/3	20 JUL	CRO - CROATIA	CRO		1:54.93
		Final	21 JUL	CRO - CROATIA	CRO		1:52.42
	Javelin Throw (500g) Women	Final	21 JUL	BARBIĆ Vita	CRO		61.07
		Qualification A	20 JUL	LEI HANSGAARD Viola	DEN		48.36
		Final	21 JUL	LEI HANSGAARD Viola	DEN		50.50
	Medley Relay Men	Final	21 JUL	ESP - SPAIN	ESP		1:53.41
	1500m Women	Final	21 JUL	GUTIERREZ Claudia	ESP		4:19.78
	Shot Put (3kg) Women	Qualification A	18 JUL	TANKEU DJEUDJI AN	ESP		16.89
	110m Hurdles (91.4cm) Men	Round 1 2/6	18 JUL	KONSO Tristan	EST	+1.9	13.34
	100m Women	Round 1 3/5	18 JUL	OTT Miia	EST	+1.3	11.44
	Medley Relay Men	Round 1 2/3	20 JUL	FIN - FINLAND	FIN		1:55.91
	100m Hurdles (76.2cm) Women Heptathlon	Combined 4/5	18 JUL	VIRJONEN Enni	FIN	-0.6	13.12
	Heptathlon U18 Women	Combined	19 JUL	VIRJONEN Enni	FIN		6151
	400m Women	Final	20 JUL	KWARTENG Victoria	FRA		53.30
	Medley Relay Men	Final	21 JUL	GBR - GREAT BRITAIN & N.I	GBR		1:52.38
	Medley Relay Women	Final	21 JUL	GBR - GREAT BRITAIN & N.I	GBR		2:05.90
=NU18B	200m Men	Round 1 1/7	19 JUL	GRIGORYAN Andro	GEO	+0.3	22.53
NU18B	Medley Relay Men	Round 1 2/3	20 JUL	GER - GERMANY	GER		1:54.41
		Final	21 JUL	GER - GERMANY	GER		1:51.82
	Hammer Throw (3kg) Women	Final	19 JUL	HEGEMANN Clara	GER		72.93
	Javelin Throw (500g) Women	Final	21 JUL	IRLINGER Konstanze	GER		57.64
	Medley Relay Women	Round 1 3/3	20 JUL	GER - GERMANY	GER		2:08.64
		Final	21 JUL	GER - GERMANY	GER		2:07.28
	2000m Steeplechase Women	Final	20 JUL	STAMATOPOULOU Ioanna	GRE		6:44.57
	Long Jump Men	Final	19 JUL	HAJDU Áron	HUN	+1.7	7.58
	1500m Women	Final	21 JUL	DERDÁK Sára	HUN		4:18.59
	Medley Relay Women	Round 1 3/3	20 JUL	HUN - HUNGARY	HUN		2:08.82
		Final	21 JUL	HUN - HUNGARY	HUN		2:08.37
	200m Men	Final	20 JUL	BURKE Joe	IRL	+0.7	21.31

Records Set

Record Type	Event	Phase	Date	Athlete / Team	Ctry Code	Wind	Result
NU18B	400m Men	Final	20 JUL	KELLY Conor	IRL		46.97
	Discus Throw (1.5kg) Men	Final	19 JUL	CRAMPTON Cian	IRL		60.55
	Decathlon U18 Men	Combined	21 JUL	O'CALLAGHAN Eoin	IRL		7023
	5000m Race Walk Men	Final	21 JUL	CLARKE Séamus	IRL		21:05.70
	Medley Relay Women	Round 1 2/3	20 JUL	IRL - IRELAND	IRL		2:11.24
	100m Hurdles (76.2cm) Women	Combined 1/5	18 JUL	SÆVARSDÓTTIR Ísold	ISL	+0.1	14.22
	Heptathlon U18 Women	Combined	19 JUL	SÆVARSDÓTTIR Ísold	ISL		5643
	2000m Steeplechase Women	Round 1 1/2	18 JUL	YACOBI Ofri	ISR		6:54.74
	110m Hurdles (91.4cm) Men	Round 1 3/6	18 JUL	ESCALONA Kyan Daniel Duffy	ITA	+0.8	13.34
		Final	19 JUL	ESCALONA Kyan Daniel Duffy	ITA	+1.1	13.22
	400m Hurdles (84cm) Men	Final	21 JUL	ARDIZZONE Tommaso	ITA		51.38
	Javelin Throw (700g) Men	Final	20 JUL	VILLA Pietro	ITA		76.04
	Medley Relay Men	Final	21 JUL	ITA - ITALY	ITA		1:52.02
	200m Women	Final	20 JUL	VALENSIN Elisa	ITA	+1.0	23.09
	5000m Race Walk Women	Final	19 JUL	DI FABIO Serena	ITA		21:50.80
	Medley Relay Women	Final	21 JUL	ITA - ITALY	ITA		2:05.23
	400m Men	Semi-Finals 2/3	19 JUL	LAMBA Emīls	LAT		47.54
	800m Women	Round 1 2/5	19 JUL	ZOBEL Sienna	LIE		2:17.42
	1500m Women	Round 1 1/2	18 JUL	KROMBACH Linda	LUX		4:24.79
	2000m Steeplechase Women	Round 1 2/2	18 JUL	LOPES Elena	LUX		6:56.64
	800m Women	Round 1 2/5	19 JUL	BUGEJA Mireya	MLT		2:12.33
	100m Men	Round 1 2/5	18 JUL	BOTTIN Teo	MON	+0.7	11.64
	Pole Vault Women	Final	21 JUL	NJERVE Embla Matilde	NOR		4.15
	Medley Relay Women	Final	21 JUL	NOR - NORWAY	NOR		2:08.14
	400m Men	Final	20 JUL	STRZELECKI Stanisław	POL		46.50
	400m Women	Final	20 JUL	KUŚ Anastazja	POL		51.89
	Medley Relay Women	Round 1 3/3	20 JUL	POL - POLAND	POL		2:08.49
		Final	21 JUL	POL - POLAND	POL		2:05.54
	Decathlon U18 Men	Combined	21 JUL	HRABAR Denis	POR		7268
	5000m Race Walk Women	Final	19 JUL	POP Alessia Cristina	ROU		22:03.11
	3000m Women	Final	20 JUL	RAJ Ema Pika	SLO		9:30.99
	110m Hurdles (91.4cm) Men	Round 1 1/6	18 JUL	ĐURIĆ Vukašin	SRB	+0.8	13.99
	400m Hurdles (84cm) Men	Semi-Finals 1/3	20 JUL	ILIĆ Nebojša	SRB		52.44
	Decathlon U18 Men	Combined	21 JUL	TOMIĆ Luka	SRB		6745
	Medley Relay Men	Round 1 1/3	20 JUL	SRB - SERBIA	SRB		1:57.27
	800m Women	Final	21 JUL	VUČKOVIĆ Tara	SRB		2:04.54
=NU18B	100m Hurdles (76.2cm) Women	Round 1 5/5	18 JUL	GOLUBOVIĆ Teodora	SRB	+2.0	13.62
NU18B	Medley Relay Women	Round 1 2/3	20 JUL	SUI - SWITZERLAND	SUI		2:09.15
		Final	21 JUL	SUI - SWITZERLAND	SUI		2:07.72
	100m Hurdles (76.2cm) Women	Round 1 5/5	18 JUL	FRLIČKOVÁ Laura	SVK	+2.0	12.86
	3000m Men	Final	21 JUL	LÖRSTAD Sebastian	SWE		8:11.71
	110m Hurdles (91.4cm) Men	Round 1 6/6	18 JUL	UYGUN Koray	TUR	+0.7	13.45
	Medley Relay Women	Round 1 3/3	20 JUL	TUR - TÜRKIYE	TUR		2:12.03
	2000m Steeplechase Women	Final	20 JUL	DUBENETS Daria	UKR		6:39.64
	Medley Relay Women	Final	21 JUL	UKR - UKRAINE	UKR		2:08.08

Records Set

Legend:							
=EU18L	Equal European U18 Lead	=NU18B	Equal National U18 Best	=WU18B	Equal World U18 Best	=WU18L	Equal World U18 Lead
CB	Championship Best	EDU18B	European Decathlon U18 Best	EHU18B	European Heptathlon U18 Best	EL	European Lead
EU18B	European U18 Best	EU18L	European U18 Lead	EU20L	European U20 Lead	EU23L	European U23 Lead
NU18B	National U18 Best	NU20R	National U20 Record	NU23R	National U23 Record	WL	World Lead
WU18L	World U18 Lead	WU20L	World U20 Lead				

PREMIUM PARTNER		BROADCAST PARTNERS			INSTITUTIONAL PARTNERS													
																		
MOBILITY PARTNER		PARTNERS			OFFICIAL SUPPLIERS													
																		

Medallists by Event As of 21 JUL 2024

AFTER 40 OF 40 EVENTS

Event Name	Date	Medal	Name	Ctry Code
100m Men	FRI 19 JUL	GOLD	KEMMINER Jakob	GER
		SILVER	MASTERS Joel	GBR
		BRONZE	AJAYI Joel	GBR
110m Hurdles (91.4cm) Men	FRI 19 JUL	GOLD	ESCALONA Kyan Daniel Duffy	ITA
		SILVER	DOMERGUE Lucas	FRA
		BRONZE	KASABOV Hristiyan	BUL
Long Jump Men	FRI 19 JUL	GOLD	MOURIE Remi	FRA
		SILVER	HAJDU Áron	HUN
		BRONZE	INZOLI Daniele Leonardo	ITA
Discus Throw (1.5kg) Men	FRI 19 JUL	GOLD	RODZIAK Jakub	POL
		SILVER	LYSTOPAD Yaroslav	UKR
		BRONZE	CRAMPTON Cian	IRL
100m Women	FRI 19 JUL	GOLD	VELICHKOVA Radina	BUL
		SILVER	LAPORAL Shade	FRA
		BRONZE	OTT Miia	EST
100m Hurdles (76.2cm) Women	FRI 19 JUL	GOLD	FRLIČKOVÁ Laura	SVK
		SILVER	ROJEK Zofia	POL
		BRONZE	KINGUE Auxane	FRA
Triple Jump Women	FRI 19 JUL	GOLD	APSĪTE Brenda Džiliana	LAT
		SILVER	ZARAGKA Melina	GRE
		BRONZE	VALENTI Elisa	ITA
Shot Put (3kg) Women	FRI 19 JUL	GOLD	RAFAILIDOU Maria	GRE
		SILVER	SHEPEL Anhelina	UKR
		BRONZE	ANDREADI Anastasia Mihaela	GRE
Hammer Throw (3kg) Women	FRI 19 JUL	GOLD	HEGEMANN Clara	GER
		SILVER	DZEROZHYNKA Polina	UKR
		BRONZE	KIENAST Nova	GER
Heptathlon U18 Women	FRI 19 JUL	GOLD	VIRJONEN Enni	FIN
		SILVER	BROWN Thea	GBR
		BRONZE	SCHNEMILICH Maria	GER
5000m Race Walk Women	FRI 19 JUL	GOLD	DI FABIO Serena	ITA
		SILVER	POP Alessia Cristina	ROU
		BRONZE	KUSÁ Petra	SVK
200m Men	SAT 20 JUL	GOLD	NAPPI Diego	ITA
		SILVER	BEVANDA Ivano	SWE
		BRONZE	BURKE Joe	IRL
400m Men	SAT 20 JUL	GOLD	STRZELECKI Stanisław	POL
		SILVER	KLEMENIC Milann	FRA
		BRONZE	KELLY Conor	IRL
1500m Men	SAT 20 JUL	GOLD	TOUL Filip	CZE
		SILVER	ČATOVIĆ Aldin	SRB
		BRONZE	ABRAHAM Alois	FRA
Pole Vault Men	SAT 20 JUL	GOLD	URBANCZYK Mathias	BEL
		SILVER	APRI Henri	EST
		SILVER	MIRKIN Nikita	ISR
Shot Put (5kg) Men	SAT 20 JUL	GOLD	CIOBANU Ștefan Alexandru	ROU
		SILVER	ELLGREN Ludvig	SWE
		BRONZE	FERINA Jan	CRO

Medallists by Event As of 21 JUL 2024

AFTER 40 OF 40 EVENTS

Event Name	Date	Medal	Name	Ctry Code
Hammer Throw (5kg) Men	SAT 20 JUL	GOLD	WILLIAMS Thomas	IRL
		SILVER	ANDREEV Dimo	BUL
		BRONZE	LLOPIS Magno	ESP
Javelin Throw (700g) Men	SAT 20 JUL	GOLD	VILLA Pietro	ITA
		SILVER	KRUKOWSKI Roch	POL
		BRONZE	SIMOINEN Teemu	FIN
200m Women	SAT 20 JUL	GOLD	VALENSIN Elisa	ITA
		SILVER	CASTELLANI Margherita	ITA
		BRONZE	RICHTER Pauline	GER
400m Women	SAT 20 JUL	GOLD	KUŠ Anastazja	POL
		SILVER	DACOSTA Kara	GBR
		BRONZE	VAN LEUR Madelief	NED
3000m Women	SAT 20 JUL	GOLD	PYE Katie	GBR
		SILVER	EHRLE Julia	GER
		BRONZE	FORREST Olivia	GBR
2000m Steeplechase Women	SAT 20 JUL	GOLD	BERNTSEN Astrid Cecilie	NOR
		SILVER	BERKOVÁ Ema	CZE
		BRONZE	SOTO Nadia	ESP
High Jump Women	SAT 20 JUL	GOLD	BÁTORI Lilianna	HUN
		SILVER	ALONSO Aitana	ESP
		BRONZE	OSSIE TCHIENGUE Yman	FRA
800m Men	SUN 21 JUL	GOLD	MCKENNA Matthew	GBR
		SILVER	CEBALLOS Aaron	ESP
		BRONZE	ZACZYK Łukasz	POL
3000m Men	SUN 21 JUL	GOLD	ČATOVIĆ Aldin	SRB
		SILVER	BORROMINI Vittore Simone	ITA
		BRONZE	LÖRSTAD Sebastian	SWE
2000m Steeplechase (84cm) Men	SUN 21 JUL	GOLD	EL ASRI Bakr	ESP
		SILVER	ČERVINKA Adam	CZE
		BRONZE	RÖDEL Jakob	GER
400m Hurdles (84cm) Men	SUN 21 JUL	GOLD	RADA Michal	CZE
		SILVER	VÁŇA Marek	CZE
		BRONZE	ARDIZZONE Tommaso	ITA
High Jump Men	SUN 21 JUL	GOLD	SVENSSON Svante	SWE
		SILVER	ANTCZAK Antoine	FRA
		BRONZE	ŠOLAJA Vuk	SRB
Triple Jump Men	SUN 21 JUL	GOLD	IDINNA Emmanuel	FRA
		SILVER	CROTTI Francesco Efeosa	ITA
		BRONZE	MAURER Benedikt	GER
Decathlon U18 Men	SUN 21 JUL	GOLD	KONSO Tristan	EST
		SILVER	DA SILVA Liam Belo	SWE
		BRONZE	TROCHAIN Kilian	FRA
5000m Race Walk Men	SUN 21 JUL	GOLD	COPPOLA Alessio	ITA
		SILVER	CLARKE Séamus	IRL
		BRONZE	VIDAL Nicolo'	ITA

Medallists by Event As of 21 JUL 2024

AFTER 40 OF 40 EVENTS

Event Name	Date	Medal	Name	Ctry Code
Medley Relay Men	SUN 21 JUL	GOLD	DYMIŃSKI Nikodem FOREMNY Jakub ADAMCZYK Bartłomiej STRZELECKI Stanisław WOJTASIK Aleksander FRĄCKOWIAK Oliwier	POL
		SILVER	KEMMINER Jakob SCHUSTER Louis DETTNER Jannis STADLER Milan TRÖSTER Ben WEIDENBACH Marc	GER
		BRONZE	CAPORUSSO Fabrizio INZOLI Daniele Leonardo CARFAGNA Tommaso SALEMI Daniele MAZZILLI Valerio	ITA
800m Women	SUN 21 JUL	GOLD	HOLUBOVÁ Adéla	CZE
		SILVER	KING Shaikira	GBR
		BRONZE	CERNJUL Carmen	SWE
1500m Women	SUN 21 JUL	GOLD	BELSHAW Lyla	GBR
		SILVER	MCGOWAN Isla	GBR
		BRONZE	BEKKEMOEN TORBIÖRNSS Wilma Anna	NOR
400m Hurdles Women	SUN 21 JUL	GOLD	RADOVÁ Nina	CZE
		SILVER	BARBARIĆ Eva	CRO
		BRONZE	POUZANCRE-HOYER Lalie	FRA
Pole Vault Women	SUN 21 JUL	GOLD	BOUMPOULIDI Anastasia	GRE
		SILVER	NJERVE Embla Matilde	NOR
		BRONZE	POTT Beate	SWE
Long Jump Women	SUN 21 JUL	GOLD	OLSSON Evelina	SWE
		SILVER	FIDOROVAITÉ Joana	LTU
		BRONZE	VELICHKOVA Radina	BUL
Discus Throw Women	SUN 21 JUL	GOLD	WEPIWE Nadjela	GER
		SILVER	TANKEU DJEUDJI Andrea Njimi	ESP
		BRONZE	BARBIĆ Vita	CRO
Javelin Throw (500g) Women	SUN 21 JUL	GOLD	BARBIĆ Vita	CRO
		SILVER	IRLINGER Konstanze	GER
		BRONZE	ÇIÇEK Rabiye	TUR

Medallists by Event As of 21 JUL 2024

AFTER 40 OF 40 EVENTS

Event Name	Date	Medal	Name	Ctry Code
Medley Relay Women	SUN 21 JUL	GOLD	CANOVI Viola CASTELLANI Margherita FRATTAROLI Laura VALENSIN Elisa MASIERO Vittoria DAMBRUOSO Benedetta FIORENTINI Zoe	ITA
		SILVER	KASPRZAK Oliwia JEŽ Aleksandra TOMCZYK Zofia KUŚ Anastazja WOŹNIAK Maja PAJEČKA Lena	POL
		BRONZE	DESIR Nell BROWN Thea OMOTOSHO Shiloh DACOSTA Kara BRINDLE Elsie JOHN Ava	GBR

Medal Standings As of 21 JUL 2024

AFTER 40 OF 40 EVENTS

Rank	Ctry	Men				Women				Total				Rank by Total
		G	S	B	Tot	G	S	B	Tot	G	S	B	Tot	
1	ITA - Italy	4	2	4	10	3	1	1	5	7	3	5	15	1
2	POL - Poland	3	1	1	5	1	2		3	4	3	1	8	=5
3	CZE - Czechia	2	2		4	2	1		3	4	3		7	7
4	GBR - Great Britain & Northern Ireland	1	1	1	3	2	4	2	8	3	5	3	11	=2
5	GER - Germany	1	1	2	4	2	2	3	7	3	3	5	11	=2
6	FRA - France	2	3	2	7		1	3	4	2	4	5	11	=2
7	SWE - Sweden	1	3	1	5	1		2	3	2	3	3	8	=5
8	GRE - Greece					2	1	1	4	2	1	1	4	=10
9	ESP - Spain	1	1	1	3		2	1	3	1	3	2	6	8
10	IRL - Ireland	1	1	3	5					1	1	3	5	9
11	BUL - Bulgaria		1	1	2	1		1	2	1	1	2	4	=10
11	CRO - Croatia			1	1	1	1	1	3	1	1	2	4	=10
13	EST - Estonia	1	1		2			1	1	1	1	1	3	=13
13	NOR - Norway					1	1	1	3	1	1	1	3	=13
13	SRB - Serbia	1	1	1	3					1	1	1	3	=13
16	HUN - Hungary		1		1	1			1	1	1		2	=17
16	ROU - Romania	1			1		1		1	1	1		2	=17
18	FIN - Finland			1	1	1			1	1		1	2	=17
18	SVK - Slovak Republic					1		1	2	1		1	2	=17
20	BEL - Belgium	1			1					1			1	=21
20	LAT - Latvia					1			1	1			1	=21
22	UKR - Ukraine		1		1		2		2		3		3	=13
23	ISR - Israel		1		1						1		1	=21
23	LTU - Lithuania						1		1		1		1	=21
25	NED - Netherlands							1	1			1	1	=21
25	TUR - Türkiye							1	1			1	1	=21
Total:		20	21	19	60	20	20	20	60	40	41	39	120	

Legend:	= Equal sign indicates that two or more countries share the same rank by total	B Bronze	G Gold	S Silver
Tot	Total			

Note:
Rank by Total is calculated by the total number of gold, silver and bronze medals.

Multi-Medallists

Rank	Name	Ctry Code	Event name	Medal	Total Number of Medals
1	STRZELECKI Stanislaw	POL	400m Men	GOLD	2
			Medley Relay Men	GOLD	
1	VALENSIN Elisa	ITA	200m Women	GOLD	2
			Medley Relay Women	GOLD	
3	CASTELLANI Margherita	ITA	Medley Relay Women	GOLD	2
			200m Women	SILVER	
3	ĆATOVIĆ Aldin	SRB	3000m Men	GOLD	2
			1500m Men	SILVER	
3	KEMMINER Jakob	GER	100m Men	GOLD	2
			Medley Relay Men	SILVER	
3	KUŚ Anastazja	POL	400m Women	GOLD	2
			Medley Relay Women	SILVER	
7	BARBIĆ Vita	CRO	Javelin Throw (500g) Women	GOLD	2
			Discus Throw Women	BRONZE	
7	VELICHKOVA Radina	BUL	100m Women	GOLD	2
			Long Jump Women	BRONZE	
9	BROWN Thea	GBR	Heptathlon U18 Women	SILVER	2
			Medley Relay Women	BRONZE	
9	DACOSTA Kara	GBR	400m Women	SILVER	2
			Medley Relay Women	BRONZE	
11	INZOLI Daniele Leonardo	ITA	Long Jump Men	BRONZE	2
			Medley Relay Men	BRONZE	

Placing Table
**REVISED
21 JUL 21:08**
AFTER 40 OF 40 EVENTS

Rank	Ctry	1st		2nd		3rd		4th		5th		6th		7th		8th		Total Points
		PI	Pts	PI	Pts	PI	Pts	PI	Pts	PI	Pts	PI	Pts	PI	Pts	PI	Pts	
1	ITA - Italy	7	56	3	21	5	30	3	15		0	5	15	2	4	4	4	145
2	GER - Germany	3	24	3	21	5	30	3	15	6	24	4	12	5	10	2	2	138
3	GBR - Great Britain & Northern Ireland	3	24	5	35	3	18	3	15	2	8	1	3	3	6	1	1	110
4	FRA - France	2	16	4	28	5	30	3	15	1	4	2	6	1	2	5	5	106
5	POL - Poland	4	32	3	21	1	6	2	10	4	16	3	9	2	4	1	1	99
6	ESP - Spain	1	8	3	21	2	12	3	15	3	12	4	12	1	2	2	2	84
7	SWE - Sweden	2	16	3	21	3	18	2	9.50	2	8		0	3	6		0	78.50
8	CZE - Czechia	4	32	3	21		0	2	10		0		0	1	2	1	1	66
9	IRL - Ireland	1	8	1	7	3	18	1	5	1	4	1	2	3	6	1	1	51
10	HUN - Hungary	1	8	1	7		0	3	14.50	2	8	2	6	1	2	3	2.50	48
11	GRE - Greece	2	16	1	7	1	6		0	3	12	1	3	1	2		0	46
12	UKR - Ukraine		0	3	21		0	2	10		0	2	6	2	4	2	1.50	42.50
13	FIN - Finland	1	8		0	1	6	2	10		0	3	9	3	6	2	2	41
14	SRB - Serbia	1	8	1	7	1	6	1	5	2	8		0	1	2	1	1	37
15	CRO - Croatia	1	8	1	7	2	12	1	5	1	4		0		0		0	36
16	BUL - Bulgaria	1	8	1	7	2	12		0	2	8		0		0		0	35
17	NOR - Norway	1	8	1	7	1	6		0	1	4	1	3	2	4	2	2	34
18	ROU - Romania	1	8	1	7		0	1	5	1	4	2	6	1	2	2	2	34
19	EST - Estonia	1	8	1	6.50	1	6		0	1	4		0	1	2	2	2	28.50
20	NED - Netherlands		0		0	1	6	1	5	2	8	2	6		0	1	1	26
21	SVK - Slovak Republic	1	8		0	1	6	1	5		0		0	1	2	2	2	23
22	SUI - Switzerland		0		0		0	1	5	2	8	2	6	1	2	1	1	22
23	BEL - Belgium	1	8		0		0	1	5		0	1	3	1	2		0	18
24	LAT - Latvia	1	8		0		0		0		0	3	7	1	2		0	17
25	TUR - Türkiye		0		0	1	6	1	5		0		0	2	4	1	1	16
26	SLO - Slovenia		0		0		0	2	10	1	4		0		0	2	2	16
27	POR - Portugal		0		0		0	1	5		0	2	6		0	1	1	12
28	MDA - Moldova		0		0		0	1	5		0	1	3		0		0	8
29	LTU - Lithuania		0	1	7		0		0		0		0		0		0	7
30	ISR - Israel		0	1	6.50		0		0		0		0		0		0	6.50
31	DEN - Denmark		0		0		0		0	1	4		0		0		0	4
31	ISL - Iceland		0		0		0		0	1	4		0		0		0	4















Legend: PI Place Pts Points

Updated some corrections in HJ women points

ATH-----C96 4.1

Report Created SUN 21 JUL 2024 21:08

Page 1/1

PREMIUM PARTNER 		BROADCAST PARTNERS  		INSTITUTIONAL PARTNERS      	
MOBILITY PARTNER 		PARTNERS   		OFFICIAL SUPPLIERS     	

Number of Entries by Member Federation

Ctry	Men	Women	Total Athletes
AND - Andorra		1	1
ARM - Armenia	1	1	2
AUT - Austria	8	6	14
AZE - Azerbaijan		1	1
BEL - Belgium	11	6	17
BIH - Bosnia & Herzegovina	2	2	4
BUL - Bulgaria	10	9	19
CRO - Croatia	8	11	19
CYP - Cyprus	9	3	12
CZE - Czechia	15	14	29
DEN - Denmark	8	4	12
ESP - Spain	35	28	63
EST - Estonia	8	13	21
FIN - Finland	21	23	44
FRA - France	22	20	42
GBR - Great Britain & Northern Ireland	21	18	39
GEO - Georgia	2	1	3
GER - Germany	42	34	76
GIB - Gibraltar	1		1
GRE - Greece	28	24	52
HUN - Hungary	26	23	49
IRL - Ireland	19	16	35
ISL - Iceland		3	3
ISR - Israel	8	4	12
ITA - Italy	36	33	69
KOS - Kosovo		2	2
LAT - Latvia	13	18	31
LIE - Liechtenstein	1	1	2
LTU - Lithuania	7	5	12
LUX - Luxembourg	4	8	12
MDA - Moldova	5	1	6
MKD - Republic of North Macedonia	2		2
MLT - Malta	2	3	5
MNE - Montenegro		1	1
MON - Monaco	1		1
NED - Netherlands	11	12	23
NOR - Norway	17	11	28
POL - Poland	35	34	69
POR - Portugal	18	12	30
ROU - Romania	16	12	28
SLO - Slovenia	19	20	39
SMR - San Marino	1		1
SRB - Serbia	9	15	24
SUI - Switzerland	25	26	51
SVK - Slovak Republic	17	24	41
SWE - Sweden	21	26	47
TUR - Türkiye	12	12	24
UKR - Ukraine	23	20	43
Total: 48	600	561	1161

Men

Ctry	100m	200m	400m	800m	1500m	3000m	2000m SC	110m H	400m H	HJ	PV	LJ	TJ	SP	DT	HT	JT	Decathlon	5000m Walk	Medley Relay	Total Entries	Total Athletes	
	Total	37	53	36	48	38	25	40	45	50	31	28	30	27	20	20	28	17	34	25			23
ARM - Armenia	-	-	-	-	-	-	-	-	-	-	-	-	1	-	-	-	-	-	-	-	-	1	1
AUT - Austria	-	1	1	1	-	-	-	1	2	1	-	1	-	1	1	-	-	-	-	1	-	11	8
BEL - Belgium	1	-	-	2	2	1	1	1	1	1	1	-	-	-	-	-	-	-	-	-	-	11	11
BIH - Bosnia & Herzegovina	-	-	-	-	-	-	-	-	-	-	-	-	-	2	-	-	-	-	-	-	-	2	2
BUL - Bulgaria	-	1	-	-	-	-	-	2	2	-	1	1	1	-	-	2	-	-	-	1	-	11	10
CRO - Croatia	1	3	2	1	-	-	-	-	1	-	-	-	-	1	-	-	-	-	-	1	-	10	8
CYP - Cyprus	2	2	-	1	-	-	-	2	-	1	-	-	1	-	-	1	-	-	-	-	-	10	9
CZE - Czechia	1	2	1	2	1	1	2	2	2	-	-	-	-	-	-	-	-	-	2	-	1	17	15
DEN - Denmark	1	1	2	1	2	1	-	-	-	-	-	-	-	-	-	-	-	2	-	1	-	11	8
ESP - Spain	2	3	2	3	2	1	3	2	3	-	-	2	3	1	-	3	-	2	3	1	-	36	35
EST - Estonia	1	1	-	-	-	-	-	2	-	1	2	1	-	-	1	-	-	2	-	-	-	11	8
FIN - Finland	1	2	1	2	1	1	-	2	1	1	2	1	-	2	-	3	2	1	1	1	-	25	21
FRA - France	-	-	2	2	2	2	1	2	2	1	2	1	2	-	-	-	-	2	1	1	-	23	22
GBR - Great Britain & Northern Ireland	2	2	-	3	2	3	2	1	-	1	-	-	-	1	1	1	1	-	-	1	-	21	21
GEO - Georgia	-	1	-	-	-	-	-	-	-	-	-	1	-	-	-	-	-	-	-	-	-	2	2
GER - Germany	2	2	2	2	1	3	3	2	3	3	2	1	2	2	1	3	2	3	2	1	-	42	42
GIB - Gibraltar	1	-	-	-	-	-	-	-	-	-	-	-	-	-	-	-	-	-	-	-	-	1	1
GRE - Greece	2	2	1	2	2	-	2	1	2	2	2	2	2	-	1	2	1	1	2	1	-	30	28
HUN - Hungary	1	1	1	3	1	1	2	2	3	-	2	2	-	-	1	3	2	1	-	1	-	27	26
IRL - Ireland	1	1	1	2	2	2	2	-	2	1	-	1	-	-	1	1	-	1	2	-	-	20	19
ISR - Israel	-	-	-	1	1	-	1	2	-	-	1	-	1	-	-	-	-	1	-	-	-	8	8
ITA - Italy	2	2	2	2	2	2	2	2	2	2	2	2	2	-	2	1	2	1	2	1	-	35	36
LAT - Latvia	-	1	1	1	-	-	2	1	2	1	-	-	1	-	1	-	-	2	-	1	-	14	13
LIE - Liechtenstein	-	-	-	-	-	-	-	-	-	-	-	-	-	-	-	-	1	-	-	-	-	1	1
LTU - Lithuania	1	2	-	1	-	-	-	-	1	-	1	-	1	-	-	-	-	-	1	-	-	8	7
LUX - Luxembourg	-	-	-	-	-	-	1	2	-	-	-	-	-	-	1	-	-	-	-	-	-	4	4

PREMIUM PARTNER 		BROADCAST PARTNERS  		INSTITUTIONAL PARTNERS     			
MOBILITY PARTNER 		PARTNERS  		OFFICIAL SUPPLIERS     			

Men

Ctry	100m	200m	400m	800m	1500m	3000m	2000m SC	110m H	400m H	HJ	PV	LJ	TJ	SP	DT	HT	JT	Decathlon	5000m Walk	Medley Relay	Total Entries	Total Athletes
MDA - Moldova	-	1	1	1	-	-	-	-	1	-	-	-	-	1	1	1	-	-	-	-	7	5
MKD - Republic of North Macedonia	1	-	-	-	-	-	-	-	-	1	-	1	-	-	-	-	-	-	-	-	3	2
MLT - Malta	-	1	-	-	1	-	-	-	-	-	-	-	-	-	-	-	-	-	-	-	2	2
MON - Monaco	1	-	-	-	-	-	-	-	-	-	-	-	-	-	-	-	-	-	-	-	1	1
NED - Netherlands	2	-	-	-	2	-	1	1	2	-	-	-	-	-	1	-	-	2	-	-	11	11
NOR - Norway	1	2	2	1	2	3	3	2	1	-	1	1	-	-	-	-	-	-	1	1	21	17
POL - Poland	2	2	2	2	2	-	2	1	2	2	2	2	2	2	2	2	2	2	2	1	36	35
POR - Portugal	-	2	1	2	2	-	2	-	2	2	-	1	-	-	-	-	-	2	2	1	19	18
ROU - Romania	1	2	1	2	1	-	-	1	-	2	-	1	2	2	-	2	1	-	-	-	18	16
SLO - Slovenia	-	2	2	1	1	-	2	2	2	-	1	2	2	-	-	1	1	-	-	1	20	19
SMR - San Marino	1	-	-	-	-	-	-	-	-	-	-	-	-	-	-	-	-	-	-	-	1	1
SRB - Serbia	-	-	1	-	1	1	-	1	2	2	-	1	-	-	-	-	-	1	-	1	11	9
SUI - Switzerland	2	3	1	2	2	-	3	2	2	-	2	2	-	-	1	-	-	3	-	1	26	25
SVK - Slovak Republic	1	3	2	2	1	-	-	2	3	1	-	1	1	-	-	-	-	1	3	1	22	17
SWE - Sweden	2	2	1	2	1	2	-	1	1	2	2	-	1	2	2	1	-	2	-	-	24	21
TUR - Türkiye	-	1	1	1	1	1	2	1	1	1	-	-	1	1	-	-	1	-	1	1	15	12
UKR - Ukraine	1	2	2	-	-	-	1	2	2	2	2	2	1	2	2	1	1	-	2	1	26	23

Legend:

DT	Discus Throw	H	Hurdles	HJ	High Jump	HT	Hammer Throw	JT	Javelin Throw
LJ	Long Jump	PV	Pole Vault	SC	Steeplechase	SP	Shot Put	TJ	Triple Jump

PREMIUM PARTNER		BROADCAST PARTNERS		INSTITUTIONAL PARTNERS					
									
MOBILITY PARTNER		PARTNERS		OFFICIAL SUPPLIERS					
									

Women

Ctry	100m	200m	400m	800m	1500m	3000m	2000m SC	100m H	400m H	HJ	PV	LJ	TJ	SP	DT	HT	JT	Heptathlon	5000m Walk	Medley Relay	Total Entries	Total Athletes	
	Total	38	49	34	39	28	19	36	38	48	27	29	35	24	24	27	30	24	28	21			25
AND - Andorra	-	-	-	-	-	-	-	-	1	-	-	-	-	-	-	-	-	-	-	-	-	1	1
ARM - Armenia	-	-	-	-	-	-	-	-	-	-	-	1	1	-	-	-	-	-	-	-	-	2	1
AUT - Austria	1	2	-	1	-	-	-	-	1	-	-	-	-	-	-	1	1	-	-	-	-	7	6
AZE - Azerbaijan	-	-	1	-	-	-	-	-	-	-	-	-	-	-	-	-	-	-	-	-	-	1	1
BEL - Belgium	1	1	-	-	-	-	1	-	-	1	1	-	-	1	-	1	-	-	-	-	-	7	6
BIH - Bosnia & Herzegovina	-	-	-	-	-	-	-	-	-	-	-	1	-	1	-	-	-	-	-	-	-	2	2
BUL - Bulgaria	2	2	1	-	-	-	1	1	-	2	-	2	1	-	-	-	-	-	-	1	-	13	9
CRO - Croatia	-	1	1	1	-	-	1	2	3	-	-	1	-	-	2	-	1	-	1	1	1	15	11
CYP - Cyprus	1	1	-	-	-	-	-	-	1	-	-	-	-	-	1	-	-	-	-	-	-	4	3
CZE - Czechia	-	2	-	1	-	-	1	2	2	2	1	-	-	-	-	-	-	1	-	1	-	13	14
DEN - Denmark	1	2	-	-	-	-	-	-	-	-	-	-	-	-	-	1	1	-	-	-	-	5	4
ESP - Spain	2	-	-	1	1	-	2	2	3	2	1	1	2	2	1	1	2	2	3	1	-	29	28
EST - Estonia	1	2	1	1	1	-	-	2	2	-	1	1	1	1	1	1	-	2	-	1	-	19	13
FIN - Finland	1	-	2	1	1	-	1	2	3	1	-	2	-	-	3	2	2	2	1	1	-	25	23
FRA - France	2	2	1	-	-	2	2	2	2	1	-	2	2	-	-	1	-	1	-	1	-	21	20
GBR - Great Britain & Northern Ireland	1	-	1	2	2	3	2	-	-	-	1	2	-	-	-	-	-	2	-	1	-	17	18
GEO - Georgia	-	-	-	-	-	-	-	-	1	-	-	-	-	-	-	-	-	-	-	-	-	1	1
GER - Germany	2	3	-	1	-	2	2	2	3	2	2	2	2	2	3	2	3	2	-	1	-	36	34
GRE - Greece	2	1	2	2	-	1	2	1	1	-	2	2	2	2	2	2	-	-	1	1	-	26	24
HUN - Hungary	1	2	2	1	1	1	1	-	3	1	2	3	-	-	2	2	-	-	-	1	-	23	23
IRL - Ireland	-	1	1	2	2	1	-	1	-	2	-	-	-	-	-	1	1	1	1	1	1	15	16
ISL - Iceland	-	-	1	-	-	-	-	-	-	-	-	-	-	-	-	1	-	1	-	-	-	3	3
ISR - Israel	-	-	-	-	-	-	1	-	1	-	2	-	-	-	-	-	-	-	-	-	-	4	4
ITA - Italy	1	2	2	2	2	1	2	2	2	1	2	2	1	2	1	2	1	2	2	1	-	33	33
KOS - Kosovo	-	-	1	-	-	-	-	-	-	-	-	-	-	-	1	-	-	-	-	-	-	2	2
LAT - Latvia	2	2	-	1	1	1	1	2	2	2	1	2	1	1	-	-	2	2	-	1	-	24	18

PREMIUM PARTNER 		BROADCAST PARTNERS  		INSTITUTIONAL PARTNERS      					
MOBILITY PARTNER 		PARTNERS   		OFFICIAL SUPPLIERS     					

Women

Ctry	100m	200m	400m	800m	1500m	3000m	2000m SC	100m H	400m H	HJ	PV	LJ	TJ	SP	DT	HT	JT	Heptathlon	5000m Walk	Medley Relay	Total Entries	Total Athletes
LIE - Liechtenstein	-	-	-	1	-	-	-	-	-	-	-	-	-	-	-	-	-	-	-	-	1	1
LTU - Lithuania	-	1	1	1	-	-	-	1	-	-	-	1	-	-	-	-	-	-	-	-	5	5
LUX - Luxembourg	1	-	-	1	1	-	1	1	2	-	-	-	-	-	1	-	-	-	-	1	9	8
MDA - Moldova	-	-	-	-	-	-	1	-	-	-	-	-	-	-	-	-	-	-	-	-	1	1
MLT - Malta	1	1	-	1	-	-	-	-	-	-	-	-	-	-	-	1	-	-	-	-	4	3
MNE - Montenegro	-	-	-	-	-	-	-	-	-	-	-	1	-	-	-	-	-	-	-	-	1	1
NED - Netherlands	-	1	1	1	2	1	1	-	1	1	-	-	-	2	1	-	1	2	-	-	15	12
NOR - Norway	-	1	1	2	2	3	1	1	-	-	1	-	1	-	-	-	-	1	-	1	15	11
POL - Poland	2	2	2	2	2	-	2	2	2	-	3	2	2	2	2	2	2	1	2	1	35	34
POR - Portugal	-	2	-	1	2	-	1	2	1	-	-	-	-	-	-	-	-	1	2	1	13	12
ROU - Romania	1	1	2	-	1	-	-	2	1	-	-	1	1	1	1	-	-	-	1	1	14	12
SLO - Slovenia	2	2	2	2	2	1	2	1	2	-	1	-	1	-	-	1	2	-	-	1	22	20
SRB - Serbia	2	2	1	2	-	-	-	1	-	2	-	-	2	1	1	1	1	-	1	1	18	15
SUI - Switzerland	2	3	1	3	2	-	1	2	1	2	3	-	-	1	3	-	-	2	-	1	27	26
SVK - Slovak Republic	2	2	2	2	-	-	2	2	2	1	1	2	1	1	1	1	1	1	3	1	28	24
SWE - Sweden	2	2	1	1	2	1	2	2	1	2	2	2	2	2	1	2	2	2	-	-	31	26
TUR - Türkiye	-	1	1	1	1	1	1	-	2	-	-	-	1	1	-	1	1	-	1	1	14	12
UKR - Ukraine	2	2	2	1	-	-	1	-	2	2	2	2	-	1	-	2	-	-	2	1	22	20

Legend:

DT	Discus Throw	H	Hurdles	HJ	High Jump	HT	Hammer Throw	JT	Javelin Throw
LJ	Long Jump	PV	Pole Vault	SC	Steeplechase	SP	Shot Put	TJ	Triple Jump

<p>PREMIUM PARTNER</p> 		<p>BROADCAST PARTNERS</p>  		<p>INSTITUTIONAL PARTNERS</p>      				
<p>MOBILITY PARTNER</p> 	<p>PARTNERS</p>  		<p>STEFE E</p> 		<p>OFFICIAL SUPPLIERS</p>     			

Entry List by Member Federation

Ctry	Bib	Name	Date of Birth	Height m/ft in	Event	Season Best	Personal Best	European Ranking
------	-----	------	---------------	----------------	-------	-------------	---------------	------------------

ARM - Armenia

100	HOVHANMISYAN	Manuk	1 JAN 2008		Triple Jump	14.73	14.73	
-----	--------------	-------	------------	--	-------------	-------	-------	--

Total Athletes:1
AUT - Austria

AUSTRIA					Medley Relay		1:56.64	
108	RUDORFER	Julius	5 FEB 2007					
102	BORNEMANN	Gabriel	1 JAN 2007					
101	BAXA	Max	1 JAN 2008					
103	BRIEL	Raphael	1 JAN 2007					
106	LOCSMANDY	Markus	24 JUL 2007					
101	BAXA	Max	1 JAN 2008		400m Hurdles (84cm)	53.17	53.17	
102	BORNEMANN	Gabriel	1 JAN 2007		200m	21.89	21.89	672
103	BRIEL	Raphael	1 JAN 2007		110m Hurdles (91.4cm)	14.25	14.25	
					Long Jump	6.95	6.95	
104	GAISBAUER	Stefan	1 JAN 2007		Shot Put (5kg)	17.32	17.32	
					Discus Throw (1.5kg)	60.72	60.72	
105	GAMSJÄGER	Andreas	1 JAN 2007		High Jump	2.04	2.04	303
106	LOCSMANDY	Markus	24 JUL 2007		400m	49.79	49.79	
107	MESI	Julian	1 JAN 2007		800m	1:54.07	1:54.07	
108	RUDORFER	Julius	5 FEB 2007		400m Hurdles (84cm)	52.89	52.89	

Total Athletes:8
BEL - Belgium

109	BARRA	Lucas	7 AUG 2007		800m	1:52.34	1:52.34	533
110	CORDONNIER	Lucas	22 MAY 2007		400m Hurdles (84cm)	52.89	52.89	
111	DRUEZ	Ilyes	18 MAR 2008		1500m	3:51.92	3:51.92	586
112	FRANZINI	Rafael	17 JUL 2008		110m Hurdles (91.4cm)	13.89	13.89	
113	JANSSENS	Arthur	15 APR 2007		2000m Steeplechase (84cm)	5:53.90	5:53.90	
114	MARCHANDISE	Pierre	22 SEP 2007		800m	1:50.53	1:50.53	448
115	NYS	Lorenzo	13 FEB 2007		High Jump	2.10	2.10	255
116	RENDERS	Willem	7 FEB 2007		3000m	8:22.09	8:22.09	
117	URBANCZYK	Mathias	9 NOV 2007		Pole Vault	5.01	5.01	233
118	VANDEZANDE	Rune	27 JUN 2007		100m	10.59	10.59	566
119	WACHTELAER	Tijl	20 MAR 2007		1500m	3:51.17	3:51.17	613

Total Athletes:11
BIH - Bosnia & Herzegovina

120	MAHMIĆ	Enhar	5 JUN 2008		Shot Put (5kg)	17.51	17.51	
121	TALIĆ	Almin	9 DEC 2008		Shot Put (5kg)	17.19	17.19	

Total Athletes:2
BUL - Bulgaria

BULGARIA					Medley Relay			
129	VALENTINOV	Tomas	28 AUG 2007					
128	TSVETANOV	Deyan	12 MAR 2008					
126	KASABOV	Hristiyan	22 NOV 2007					
131	ZDRAVKOV	Zdravko	9 AUG 2007					
125	GROZEV	Pavel	24 JAN 2007					

Entry List by Member Federation

Ctry	Bib	Name	Date of Birth	Height m/ft in	Event	Season Best	Personal Best	European Ranking
BUL - Bulgaria								
	122	ANDREEV Dimo	19 MAY 2007		Hammer Throw (5kg)	75.53	75.53	
	123	BARBOSA FIRMINO Zinga	8 JUL 2007		Triple Jump	15.39	15.39	138
	124	BARDAROV Aleksandar	18 MAR 2008		Hammer Throw (5kg)	68.11	68.11	
	125	GROZEV Pavel	24 JAN 2007		400m Hurdles (84cm)	54.73	54.73	
	126	KASABOV Hristiyan	22 NOV 2007		110m Hurdles (91.4cm)	13.53	13.53	
	127	KIROV Yordan	20 SEP 2007		Pole Vault	4.50	4.62	481
	128	TSVETANOV Deyan	12 MAR 2008		200m	22.94	22.36	
	129	VALENTINOV Tomas	28 AUG 2007		400m Hurdles (84cm)	54.73	54.73	
	130	YANKOV Teodor	15 MAR 2008		Long Jump	7.18	7.18	482
	131	ZDRAVKOV Zdravko	9 AUG 2007		110m Hurdles (91.4cm)	14.25	14.25	

Total Athletes:10
CRO - Croatia

CROATIA					Medley Relay		1:55.78	
	136	JEZERNIK Dominik	5 FEB 2007					
	133	BATISTIĆ Toma	6 MAY 2007					
	132	BARTOLINČIĆ Mihael	12 FEB 2007					
	138	PRELESNIK Mihael	21 FEB 2007					
	134	DIMIĆ Roko	23 APR 2007					
	137	PLIŠKO Noa	15 OCT 2007					
	132	BARTOLINČIĆ Mihael	12 FEB 2007		200m	21.81	21.81	574
	133	BATISTIĆ Toma	6 MAY 2007		100m	10.73	10.73	734
					200m	21.79	21.79	502
	134	DIMIĆ Roko	23 APR 2007		200m	21.55	21.55	558
	135	FERINA Jan	14 JAN 2007		Shot Put (5kg)	20.20	20.20	
	136	JEZERNIK Dominik	5 FEB 2007		400m	47.59	47.59	339
	137	PLIŠKO Noa	15 OCT 2007		400m	49.33	49.33	745
	138	PRELESNIK Mihael	21 FEB 2007		400m Hurdles (84cm)	54.63	54.63	
	139	VUKOBRATOVIĆ Luka	9 JUL 2007		800m	1:54.18	1:54.18	714

Total Athletes:8
CYP - Cyprus

	140	CHRISTODOULOU Xenios	19 SEP 2008		Triple Jump	14.14	14.14	
	141	CHRISTOFIDES Lambros	15 DEC 2008		100m	10.79	10.79	738
					200m	21.71	21.71	526
	142	GHAMRAWI Alexandros	4 JAN 2008		Hammer Throw (5kg)	72.19	72.19	
	143	LIASIS Kyprianos	1 JAN 2007		High Jump	2.03	2.03	242
	144	MICHAEL Konstantinos	11 MAR 2008		100m	10.73	10.73	704
	145	PAPANIKOLAOU Nikolas	1 JAN 2007		110m Hurdles (91.4cm)	14.33	14.33	
	146	PETASIS Evangelos	18 APR 2007		200m	21.73	21.73	594
	147	SWARAY S. Baba	1 JAN 2007		800m	1:54.39	1:54.39	895
	148	ZINONOS Charalampos	1 JAN 2007		110m Hurdles (91.4cm)	14.37	14.37	

Total Athletes:9

Entry List by Member Federation

Ctry	Bib	Name	Date of Birth	Height m/ft in	Event	Season Best	Personal Best	European Ranking
CZE - Czechia								
CZECHIA						Medley Relay	1:54.26	
	155	MAREŠ Lukáš	1 JAN 2007					
	163	VOJÁČEK Filip	1 JAN 2007					
	151	HORÁK Tomáš	1 JAN 2008					
	161	VÁŇA Marek	1 JAN 2007					
	159	ŠULC Adam	1 JAN 2007					
	162	VELECHOVSKÝ Adam	1 JAN 2007					
	149	BERNÝ Tadeáš	1 JAN 2007		Decathlon U18	6932	6932	
	150	ČERVINKA Adam	1 JAN 2007		2000m Steeplechase (84cm)	5:49.21	5:49.21	
	152	HÜBNER Richard	1 JAN 2007		800m	1:51.61	1:51.61	630
	153	KAČUR Dan	1 JAN 2007		2000m Steeplechase (84cm)	5:55.69	5:55.69	
	154	KOPTÍK Lukáš	1 JAN 2007		110m Hurdles (91.4cm)	13.86	13.86	
	155	MAREŠ Lukáš	1 JAN 2007		400m	47.84	47.84	376
	156	PEFFEK Matěj	1 JAN 2007		Decathlon U18	6894	6894	
	158	RADA Michal	25 MAY 2007		400m Hurdles (84cm)		53.81	
	159	ŠULC Adam	1 JAN 2007		200m	21.37	21.37	283
					110m Hurdles (91.4cm)	13.77	13.77	
	160	TOUL Filip	2 AUG 2007		1500m	3:40.98	3:40.98	193
					3000m	8:09.11	8:09.11	
	161	VÁŇA Marek	1 JAN 2007		400m Hurdles (84cm)		53.43	
	163	VOJÁČEK Filip	1 JAN 2007		100m	10.60	10.60	418
					200m	21.33	21.33	233
	164	VOLNÝ Tomáš	1 JAN 2007		800m	1:50.84	1:50.84	463
Total Athletes:15								

DEN - Denmark

DENMARK						Medley Relay	1:54.19	
	166	GØHRING Magnus Kyster	1 JAN 2007					
	168	KÆRHØG Samuel	30 OCT 2007					
	165	BANKE JØRGENSEN Christoffer	2 OCT 2007					
	169	ROSENDAL Toke	27 APR 2007					
	165	BANKE JØRGENSEN Christoffer	2 OCT 2007		400m	48.50	48.50	480
	166	GØHRING Magnus Kyster	1 JAN 2007		100m	10.88	10.88	
	167	GRAVGAARD NIELSEN Nicklas	22 JAN 2007		Decathlon U18	6569	6569	
	168	KÆRHØG Samuel	30 OCT 2007		200m	21.86	21.86	614
	169	ROSENDAL Toke	27 APR 2007		400m	48.58	48.58	
	170	SKYTTE CHRISTENSEN August	6 FEB 2007		Decathlon U18	6647	6647	
	171	SMED GRØNKJÆR Sebastian	7 JUN 2008		1500m	3:55.28	3:55.28	638
					3000m	8:28.44	8:28.44	
	172	THØGERSEN William	6 APR 2008		800m	1:54.31	1:54.31	
					1500m	3:56.17	3:56.17	687
Total Athletes:8								

ESP - Spain

SPAIN						Medley Relay	1:53.62	
	202	ROJO Pablo	9 JAN 2007					
	188	GARCIA Izan	9 JAN 2007					
	1	ANTON Eloi	27 SEP 2007		5000m Race Walk	21:39.12	21:39.12	
	173	CABANILLES Xavi	23 NOV 2008		3000m	8:42.10	8:27.36	
	174	CALLADO Sergio	12 DEC 2007		800m	1:50.56	1:50.56	491
	175	CEBALLOS Aaron	15 DEC 2007		800m	1:50.89	1:50.89	391
	176	CHUCKWENKA Samuel	6 JAN 2007		100m	10.54	10.54	320

Entry List by Member Federation

Ctry	Bib	Name	Date of Birth	Height m/ft in	Event	Season Best	Personal Best	European Ranking
ESP - Spain								
	176	CHUCKWENKA Samuel	6 JAN 2007		200m	22.03	21.92	
	177	CORCOLES Aaron	22 MAY 2007		Hammer Throw (5kg)	68.24	68.24	
	178	CRESPO Oscar	1 MAR 2007		400m	47.90	47.90	470
	179	CUNS Gonzalo	20 DEC 2007		Triple Jump	14.59	14.59	
	180	CURTO Oscar	24 NOV 2007		Triple Jump	14.93	14.93	339
	181	DOMINGO Alejandro	24 JUL 2007		2000m Steeplechase (84cm)	5:40.00	5:40.00	
	182	EL ASRI Bakr	28 JAN 2007		2000m Steeplechase (84cm)	5:43.34	5:41.30	
	183	ESPESO Diego	15 MAR 2008		400m Hurdles (84cm)	52.23	52.23	
	185	FERNANDEZ Hugo	22 JUN 2008		200m	21.61	21.61	361
	186	FERNANDEZ Iker	26 JUN 2007		1500m	3:51.78	3:51.78	562
	187	GARCIA Ivan	2 MAY 2007		Long Jump	7.29	7.29	
	190	GONZALEZ Alvaro	6 APR 2007		1500m	3:50.01	3:50.01	456
	191	GONZALEZ Jesus	8 JAN 2007		Decathlon U18	6894	6894	
	2	HIDALGO Cesar	11 FEB 2007		5000m Race Walk	21:31.32	21:31.32	
	192	IBAÑEZ Alex	18 AUG 2007		400m Hurdles (84cm)	53.52	53.49	
	193	LLOPIS Magno	20 JUN 2007		Hammer Throw (5kg)	67.16	67.16	
	194	LOPEZ Jan	30 OCT 2007		200m	21.57	21.57	400
	195	MELGAR Victor	28 MAR 2007		Shot Put (5kg)	16.90	16.90	
	196	MUÑOZ Alejandro	4 SEP 2007		800m	1:51.61	1:51.61	526
	197	NUÑEZ Alejandro	5 FEB 2007		400m	47.38	47.38	435
	198	OLMEDO Alvaro	16 MAY 2007		100m	10.57	10.57	572
	199	PEREZ Anthony Yunier	29 JUN 2008		110m Hurdles (91.4cm)	13.38	13.38	
					Long Jump	7.31	7.31	265
	200	PEREZ David	16 APR 2007		Triple Jump	14.59	14.59	346
	201	RODRIGUEZ Leo	21 OCT 2007		400m Hurdles (84cm)	52.80	52.80	
	203	SANCHEZ Alonso	20 MAR 2007		Hammer Throw (5kg)	69.80	69.80	
	204	SENENT Hugo	29 JAN 2007		Decathlon U18	6904	6904	
	205	STEFANOV Mario	24 APR 2007		110m Hurdles (91.4cm)	13.42	13.42	
	206	TORREGROSSA Marti	20 JUL 2007		2000m Steeplechase (84cm)	5:42.41	5:42.41	
	3	ZÁRATE Pablo	11 APR 2007		5000m Race Walk	21:24.81	21:24.81	

Total Athletes:35
EST - Estonia

	207	APRI Henri	22 MAR 2007		Pole Vault	5.16	5.16	268
	208	IIR Sten-Erik	15 SEP 2007		Discus Throw (1.5kg)	54.03	54.03	
	209	KONSO Tristan	4 DEC 2007		110m Hurdles (91.4cm)	13.65	13.59	
					Decathlon U18	7337	7337	
	210	PALMSAAR Kaspar	7 AUG 2007		110m Hurdles (91.4cm)	14.11	14.11	
					High Jump	2.00	2.00	326
	211	PETROGRADOV Dmitri	2 DEC 2007		100m	10.69	10.69	662
	212	PLAKK Martin	12 NOV 2007		Pole Vault	4.80	4.80	308
	213	PUIESTEE Ron Sebastian	28 APR 2007		Long Jump	7.11	7.11	385
					Decathlon U18	6883	6883	
	214	RAUD Ats	18 FEB 2007		200m	22.27	22.27	

Total Athletes:8

Entry List by Member Federation

Ctry	Bib	Name	Date of Birth	Height m/ft in	Event	Season Best	Personal Best	European Ranking
------	-----	------	---------------	----------------	-------	-------------	---------------	------------------

FIN - Finland

FINLAND			Medley Relay		1:56.82		
225	MÄKINIEMI	Aapo	4 FEB 2007				
215	AAKKO	Perttu	27 AUG 2007				
224	LEPPÄNEN	Nuutti	12 DEC 2008				
220	JUSSILA	Samuel	29 NOV 2007				
227	MÄKITALO	Tomi	26 MAY 2007				
221	KORVENPÄÄ	Justus	28 JAN 2008				
235	TARVONEN	Touko	12 DEC 2007				
231	NISULA	Axel	15 JUN 2007				
215	AAKKO	Perttu	27 AUG 2007	200m	22.07	22.07	
216	AHLFORS	Aleksi	9 APR 2007	1500m	3:55.92	3:55.92	
				3000m	8:24.71	8:24.71	
217	BROMAN	Alexander	20 OCT 2007	Shot Put (5kg)	17.42	17.42	
218	HAAKSLUOTO	Arttu	15 MAY 2007	Decathlon U18	6469	6469	
219	ISAACS	Alec	30 APR 2007	High Jump	2.01	2.01	325
220	JUSSILA	Samuel	29 NOV 2007	Long Jump	6.99	6.99	
221	KORVENPÄÄ	Justus	28 JAN 2008	800m	1:55.26	1:55.26	924
223	KUKKONEN	Onni	8 FEB 2007	Hammer Throw (5kg)	70.22	70.22	
224	LEPPÄNEN	Nuutti	12 DEC 2008	110m Hurdles (91.4cm)	14.04	14.04	
				400m Hurdles (84cm)	55.37	55.37	
225	MÄKINIEMI	Aapo	4 FEB 2007	400m	49.60	49.60	
226	MÄKIPELTO	Roope	20 JAN 2007	Javelin Throw (700g)	72.82	72.82	
227	MÄKITALO	Tomi	26 MAY 2007	100m	10.65	10.65	633
				200m	22.08	22.08	920
228	MONONEN	Lauri	9 JUL 2007	800m	1:54.76	1:54.76	1031
229	MUSTONEN	Topias	27 NOV 2007	Pole Vault	5.00	5.00	266
230	NÄRHI	Aapo	7 APR 2007	Pole Vault	4.65	4.65	485
232	PAKSUNIEMI	Valtteri	17 NOV 2007	Shot Put (5kg)	17.49	17.49	
				Hammer Throw (5kg)	66.47	66.47	
4	PELTONEN	Joel	18 JUN 2007	5000m Race Walk	23:16.71	23:16.71	
233	SARAMÄKI	Eetu	28 JUL 2007	Hammer Throw (5kg)	68.67	68.67	
234	SIMOINEN	Teemu	4 JAN 2007	Javelin Throw (700g)	73.99	73.99	
235	TARVONEN	Touko	12 DEC 2007	110m Hurdles (91.4cm)	14.33	14.33	

Total Athletes:21
FRA - France

FRANCE			Medley Relay		1:51.81		
251	KLEMENIC	Milann	6 SEP 2007				
236	ABRAHAM	Alois	25 JUL 2008	1500m	3:44.41	3:44.41	
237	ANTCZAK	Antoine	27 OCT 2007	High Jump	2.05	2.05	252
239	BECQUET-PERIGON	Celestin	7 JUN 2007	Pole Vault	4.92	4.92	319
240	BESNARD	Romain	14 MAY 2007	3000m	8:23.36	8:23.36	
241	BOUHOUCHE	Rayan	5 MAY 2007	400m	48.12	48.12	439
242	BRULBAULT	Mahmood	18 FEB 2007	110m Hurdles (91.4cm)	13.49	13.49	
243	BURGUE	Nolhan	14 JUL 2007	800m	1:50.67	1:50.67	310
244	COUTINHO	Maxence	18 AUG 2007	800m	1:50.56	1:50.56	470
245	CURCIO	James	26 JUN 2007	400m Hurdles (84cm)	53.13	53.13	
246	DOMERGUE	Lucas	13 AUG 2008	110m Hurdles (91.4cm)	13.37	13.37	
247	EDZOA	MVE Antoine	11 JUL 2007	Triple Jump	14.78	14.78	274
248	GELLENS	Alois	5 OCT 2007	Pole Vault	4.85	4.85	320
249	GUERIN	Ewen	5 SEP 2007	3000m	8:24.02	8:24.02	
250	IDINNA	Emmanuel	10 AUG 2007	Triple Jump	15.05	15.05	194
251	KLEMENIC	Milann	6 SEP 2007	400m	47.27	47.27	187
252	LANNURIEN	Mael-Bephassou	14 FEB 2008	Decathlon U18	7079	7079	

Entry List by Member Federation

Ctry	Bib	Name	Date of Birth	Height m/ft in	Event	Season Best	Personal Best	European Ranking
FRA - France								
	253	LIGIER Timeo	13 APR 2007		2000m Steeplechase (84cm)	5:52.54	5:52.54	
	254	MAUBERT Hugo	22 JAN 2007		400m Hurdles (84cm)	53.37	53.37	
	255	MOURIE Remi	23 APR 2008		Long Jump	7.44	7.44	219
	256	OUBASSOUR Jasim	9 APR 2007		1500m	3:51.45	3:51.45	
	5	RABREAU Clement	3 AUG 2007		5000m Race Walk	21:20.67	21:20.67	
	257	TROCHAIN Kilian	18 MAR 2008		Decathlon U18	7124	7124	
	Total Athletes:22							
GBR - Great Britain & Northern Ireland								
	GREAT BRITAIN & N.I				Medley Relay		1:53.75	
	258	AJAYI Joel	24 OCT 2007					
	274	ODEY-JORDAN Jake	22 DEC 2007					
	279	WRIGHT Toby						
	259	BRADLEY Harry						
	270	MASTERS Joel	15 SEP 2007					
	258	AJAYI Joel	24 OCT 2007		100m	10.56	10.56	340
	260	CAPES Lawson	26 SEP 2008		Shot Put (5kg)	17.87	17.87	
	261	CONWAY Liam	7 MAR 2007		3000m	8:14.71	8:14.71	
	262	CORRIN Regan	16 FEB 2007		High Jump	2.04	2.04	265
	263	DACK Alex	6 MAR 2007		3000m	8:16.43	8:16.43	
	265	GARRETT Owen			Discus Throw (1.5kg)	56.38	56.38	
	266	GRIME Evan	18 NOV 2008		1500m	3:47.72	3:47.72	466
	267	JONES Lewie	31 JAN 2007		Javelin Throw (700g)	66.92	66.92	
	268	LENNON Alex	28 APR 2008		1500m	3:48.17	3:48.17	486
	269	MACDONALD Oliver	15 JUL 2007		3000m	8:15.68	8:15.68	
	270	MASTERS Joel	15 SEP 2007		100m	10.40	10.40	237
	271	MCKENNA Matthew	16 JUN 2007		800m	1:48.81	1:48.81	377
	272	MILLARD Dillon	25 FEB 2007		2000m Steeplechase (84cm)	5:51.88	5:51.88	
	273	MUNGIN Joshua			800m	1:49.87	1:49.87	319
	274	ODEY-JORDAN Jake	22 DEC 2007		200m	20.55	20.55	53
	275	THOMAS Iwan	13 APR 2007		2000m Steeplechase (84cm)	5:49.17	5:49.17	
	276	TUGWELL Aron	17 APR 2007		200m	21.41	21.41	328
	277	TUTCHER Louis	26 APR 2007		Hammer Throw (5kg)	69.61	69.61	
	278	WATERWORTH Tom	21 JUL 2007		800m	1:48.94	1:48.94	279
	279	WRIGHT Toby			110m Hurdles (91.4cm)	13.48	13.48	
	Total Athletes:21							
GEO - Georgia								
	280	GRIGORYAN Andro	26 OCT 2007		200m	22.74	22.74	
	281	KAMARAUJI Giorgi	26 DEC 2007		Long Jump	6.34	6.34	
	Total Athletes:2							
GER - Germany								
	GERMANY				Medley Relay		1:54.88	
	321	WEIDENBACH Marc	20 FEB 2007					
	285	DETTNER Jannis	11 MAR 2007					
	282	ATWANI Liam	1 JAN 2007		400m Hurdles (84cm)	52.55	52.55	
	283	BAIER Max	1 JAN 2007		Hammer Throw (5kg)	71.43	71.43	
	284	BÖCHER Johannes	3 MAR 2007		High Jump	2.06	2.06	232
					Decathlon U18	6969	6969	

Entry List by Member Federation

Ctry	Bib	Name	Date of Birth	Height m/ft in	Event	Season Best	Personal Best	European Ranking
GER - Germany								
	286	DÖRING Arne	1 JAN 2007		110m Hurdles (91.4cm)	13.62	13.62	
	287	EMMRICH Max Louis	1 JAN 2008		Discus Throw (1.5kg)	55.93	55.93	
	288	FATYGA Michal	1 JAN 2007		400m	47.59	47.59	320
	289	GARTMANN Jannis	13 OCT 2007		400m Hurdles (84cm)	52.84	52.84	
	290	GRÖNINGER Andreas	1 JAN 2007		Shot Put (5kg)	18.78	18.78	
	291	GÜNTHER Paul	14 AUG 2007		Decathlon U18	7261	7261	
	292	GUTOWSKI Moritz	29 AUG 2007		2000m Steeplechase (84cm)	5:54.03	5:54.03	
	293	HELLWIG Theo	24 JUL 2007		High Jump	2.06	2.06	221
	294	HILDEBRAND Marc Leonard	18 APR 2008		110m Hurdles (91.4cm)	13.68	13.68	
	295	HOYER Piet	15 SEP 2007		800m	1:50.93	1:50.93	376
	296	HUMMEL Matti	1 JAN 2007		Hammer Throw (5kg)	69.28	69.28	
	297	KEMMINER Jakob	5 JAN 2007		100m	10.40	10.40	254
	298	KLONOWSKI Benjamin	4 AUG 2007		3000m	8:26.55	8:26.55	
	299	KLOSE Paul	1 JAN 2007		3000m	8:28.57	8:28.57	
	300	KRIBELBAUER Ben Silas	1 JAN 2007		Pole Vault	4.70	4.70	503
	301	KUNKEL Simon	7 JUL 2007		Shot Put (5kg)	18.57	18.57	
	302	MAURER Benedikt	19 MAR 2007		Triple Jump	14.89	14.89	213
	303	MERHEIM Jan Emanuel	1 JAN 2007		800m	1:52.40	1:52.40	684
	304	NAUCK Oskar	16 MAR 2007		Javelin Throw (700g)	73.56	73.56	
	305	RIEDNER Daniel	20 APR 2007		Pole Vault	4.70	4.70	417
	306	RÖDEL Jakob	25 JUL 2007		2000m Steeplechase (84cm)	5:50.95	5:50.95	
	6	ROHRSEN Lasse	25 AUG 2007		5000m Race Walk	23:44.31	23:44.31	
	307	ROMMEL André	3 JUL 2007		Hammer Throw (5kg)	69.86	69.86	
	308	SAVEUR Levin	11 SEP 2007		3000m	8:27.20	8:27.20	
	309	SCHMIDT-GOTHAN Keon	29 JAN 2007		High Jump	2.06	2.06	373
	7	SCHMIDT Matti	7 SEP 2007		5000m Race Walk	23:57.81	23:57.81	
	310	SCHÖNHERR Moritz	1 JAN 2007		Javelin Throw (700g)	70.69	70.69	
	311	SCHUCH Sebastian	20 FEB 2007		400m Hurdles (84cm)	52.49	52.49	
	312	SCHUSTER Louis	30 JUL 2007		200m	21.35	21.35	187
	313	STADLER Milan	1 JAN 2007		400m	48.22	48.22	617
	314	STEFFEN Anton	1 JAN 2007		Decathlon U18	7229	7229	
	316	STRAUB Aik	5 JUL 2007		1500m	3:54.34	3:54.34	
	317	STROH Philip	29 MAR 2007		200m	21.55	21.55	399
	318	TRÖSTER Ben	20 SEP 2007		100m	10.74	10.74	725
	319	TROTZKY Gian Luca	25 JAN 2007		Long Jump	7.16	7.16	483
	320	VOGGENREITER Marco	12 JUL 2007		2000m Steeplechase (84cm)	5:55.08	5:55.08	
	322	YAMAH Joel	18 FEB 2008		Triple Jump	14.56	14.56	301

Total Athletes:42
GIB - Gibraltar

323 ZIBLIM-BAENA Zacarias 31 OCT 2008 100m

Total Athletes:1

Entry List by Member Federation

Ctry	Bib	Name	Date of Birth	Height m/ft in	Event	Season Best	Personal Best	European Ranking
GRE - Greece								
GREECE						Medley Relay	1:54.56	
	333	KATSELIS Aristeidis	22 FEB 2007					
	336	KRIZEAS Panagiotis	18 JUL 2007					
	344	STAMATAKOS Konstantinos	8 AUG 2007					
	325	BERTOLIS Panagiotis	14 APR 2007					
	329	GEORGANTAS Filippou	5 JUN 2007					
	337	LAZAKIS Konstantinos	19 OCT 2007					
	340	PETLIS Evangelos	23 JUN 2007					
	345	TASKOUDIS Ioannis	30 JUN 2008					
	324	ALIVIZATOS Charalampos	24 JUN 2008		High Jump	2.07	2.07	396
	325	BERTOLIS Panagiotis	14 APR 2007		400m	48.98	48.98	763
	326	BILIANOS Nikolaos	19 SEP 2007		1500m	3:58.76	3:58.76	
	327	BITSAKOU Tachir	22 JUN 2007		400m Hurdles (84cm)	55.45	55.45	
	328	GENTEKOS Sotirios	9 AUG 2008		Hammer Throw (5kg)	71.28	71.28	
	329	GEORGANTAS Filippou	5 JUN 2007		100m	10.87	10.87	1034
	330	GKATSIOUDIS Grigorios	10 SEP 2007		Javelin Throw (700g)	65.20	65.20	
	331	GONTICAS Konstantinos	6 OCT 2007		1500m	3:55.78	3:55.78	
	332	KANOTZIAN Chrysovalantis	22 NOV 2007		Discus Throw (1.5kg)	53.69	53.69	
	333	KATSELIS Aristeidis	22 FEB 2007		800m	1:53.91	1:53.91	771
	334	KOSMOPOULOS Nikolaos	17 DEC 2007		Decathlon U18	6804	6804	
	335	KOULOURIS Arsenios	30 OCT 2007		Long Jump	7.26	7.26	268
					Triple Jump	15.03	15.03	205
	336	KRIZEAS Panagiotis	18 JUL 2007		200m	22.11	22.11	829
	337	LAZAKIS Konstantinos	19 OCT 2007		200m	22.13	22.13	924
	338	LITSARDOPOULOS Christoforos	8 NOV 2007		Pole Vault	4.65	4.65	530
	8	MARTOS Nikolaos	17 JUN 2008		5000m Race Walk	23:23.44	23:23.44	
	339	PAPADIMITRIOU Stavros	18 SEP 2008		Triple Jump	14.59	14.59	293
	340	PETLIS Evangelos	23 JUN 2007		400m Hurdles (84cm)	54.90	54.90	
	341	PIPINIS Angelos-Sarantis	3 APR 2007		2000m Steeplechase (84cm)	6:02.70	6:02.70	
	342	PRIFTIS Petros	29 MAY 2007		Pole Vault	4.70	4.70	458
	343	SALPAS Vasileios	24 AUG 2007		800m	1:52.94	1:52.94	586
	9	SALTIS Panagiotis	20 JUN 2008		5000m Race Walk	22:34.22	22:34.22	
	344	STAMATAKOS Konstantinos	8 AUG 2007		100m	10.82	10.82	1092
	345	TASKOUDIS Ioannis	30 JUN 2008		110m Hurdles (91.4cm)	14.10	14.10	
	346	TSORLIANOS Ioannis	24 JUL 2007		High Jump	2.02	2.02	310
	347	TZAMTZIS Apostolos	10 MAR 2007		Hammer Throw (5kg)	76.22	76.22	
	348	TZELEPIS Sarantis	1 JAN 2008		Long Jump	7.27	7.27	327
	349	VARDAS Emmanouil	26 NOV 2007		2000m Steeplechase (84cm)	5:58.09	5:58.09	

Total Athletes:28
HUN - Hungary

HUNGARY						Medley Relay	1:53.57	
	369	PUTSAY Bence	27 JUL 2007					
	367	NÁDAS Balázs	5 MAY 2008					
	361	KALICS Krisztián	9 JAN 2008					
	356	FERENCZ Ágoston	9 MAR 2008					
	370	SÁRAY Péter Csaba	17 APR 2007					
	359	HAJDU Áron	14 AUG 2007					
	350	BABICS Marcell	14 JUN 2007		800m	1:53.02	1:53.02	623
	351	BALOGH Nándor	9 JUN 2008		Pole Vault	4.70	4.70	380
	352	BEKE Dávid	1 MAY 2007		800m	1:53.71	1:53.71	625
	353	BEKE Zétény	7 NOV 2007		Hammer Throw (5kg)	70.81	70.81	
	355	FAZAKAS Soma	16 FEB 2007		400m Hurdles (84cm)	54.82	54.82	
	356	FERENCZ Ágoston	9 MAR 2008		400m Hurdles (84cm)	55.21	55.21	

Entry List by Member Federation

Ctry	Bib	Name	Date of Birth	Height m/ft in	Event	Season Best	Personal Best	European Ranking
HUN - Hungary								
	357	FÜLÖP László	30 JAN 2007		Hammer Throw (5kg)	66.03	66.03	
	358	FURDA Botond	27 SEP 2007		800m	1:55.37	1:55.37	1017
	359	HAJDU Áron	14 AUG 2007		Long Jump	7.44	7.44	222
	360	KALÁSZ Bertold	28 MAR 2007		3000m	8:23.97	8:23.97	
	361	KALICS Krisztián	9 JAN 2008		100m	10.86	10.86	1252
	362	KELEN Dávid Gábrriel	1 SEP 2007		Hammer Throw (5kg)	64.07	64.07	
	363	KIS Roland	6 FEB 2008		110m Hurdles (91.4cm)	14.29	14.29	
	364	KOVÁCS Lőrinc	16 JUN 2007		Discus Throw (1.5kg)	53.06	53.06	
	366	MOLNÁR Ádám	9 JAN 2007		Decathlon U18	6530	6530	
	367	NÁDAS Balázs	5 MAY 2008		200m	22.14	22.14	
	368	PETRÓ Ádám	27 JUL 2007		2000m Steeplechase (84cm)	5:56.88	5:56.88	
	369	PUTSAY Bence	27 JUL 2007		Long Jump	7.33	7.33	465
	370	SÁRAY Péter Csaba	17 APR 2007		400m	48.09	48.09	393
	371	SZABÓ Levente	7 NOV 2007		Javelin Throw (700g)	69.37	69.37	
	372	TOMBOR Kristóf	22 MAY 2007		Javelin Throw (700g)	65.00	65.00	
	373	TOMPA Benedek	10 MAR 2007		400m Hurdles (84cm)	54.45	54.45	
	374	VARGA Iván	4 NOV 2008		Pole Vault	5.00	5.00	211
	375	VÉGH Zsombor	22 JAN 2007		2000m Steeplechase (84cm)	6:00.33	6:00.33	
	376	VERES Patrik László	26 FEB 2008		1500m	3:58.54	3:58.54	
	377	ZEMEN Zalán	5 NOV 2007		110m Hurdles (91.4cm)	14.11	14.11	

Total Athletes:26
IRL - Ireland

	378	BURKE Joe	19 JAN 2008		200m	21.42	21.42	381
	10	CLARKE Séamus	27 FEB 2007		5000m Race Walk	21:09.9h	21:09.9h	
	379	CRAMPTON Cian	17 JAN 2007		Discus Throw (1.5kg)	57.96	59.32	
	380	DEWHIRST Ethan	4 APR 2007		400m Hurdles (84cm)	53.82	53.82	
	382	GLEESON Cillian	15 FEB 2007		3000m	8:20.84	8:20.84	
	383	HARRIS Noah	30 MAY 2007		3000m	8:16.50	8:16.50	
					2000m Steeplechase (84cm)			
	384	KELLY Conor	17 JUL 2007		400m	47.23	47.23	254
	385	KENT Michael	27 JUL 2007		Long Jump	7.11	7.11	424
	386	MCFADDEN Caolan	6 MAY 2007		1500m	3:52.19	3:52.19	
	387	MORE Bobby	25 SEP 2007		800m	1:53.30	1:53.30	687
	11	NEWELL Matthew	7 MAY 2008		5000m Race Walk	21:31.6h	21:31.6h	
	390	O' DONNELL Daire	19 MAR 2007		800m	1:53.85	1:53.85	627
	389	O'DONNELL Shea	2 AUG 2007		1500m	3:55.68	3:55.68	
	388	O'CALLAGHAN Eoin	23 MAY 2007		Decathlon U18	6640	6640	
	391	PENNEY Conor	4 SEP 2008		High Jump	2.09	2.09	161
	392	SYKES Ben	8 AUG 2008		100m	10.80	10.80	1123
	393	TOBIN Stuart	25 JAN 2007		400m Hurdles (84cm)	54.57	54.57	
	394	URSACHI Matei	19 APR 2007		2000m Steeplechase (84cm)	6:01.03	6:01.03	
	395	WILLIAMS Thomas	24 JAN 2008		Hammer Throw (5kg)	77.31	77.31	

Total Athletes:19
ISR - Israel

	396	ABIE Netzanet	1 JAN 2007		110m Hurdles (91.4cm)	13.95	13.95	
	397	AQWA Liam	11 JUL 2008		110m Hurdles (91.4cm)	14.22	14.22	
	398	BEILIN Itamar	3 OCT 2007		Triple Jump	14.10	14.10	
	399	EINBINDER Iddo	9 AUG 2007		Decathlon U18	6751	6751	
	400	HENZEL Arbel	22 JAN 2008		1500m	3:55.21	3:55.21	653
	401	LESTER Yeshaya	13 JUN 2007		2000m Steeplechase (84cm)	6:02.68	6:02.68	

Entry List by Member Federation

Ctry	Bib	Name	Date of Birth	Height m/ft in	Event	Season Best	Personal Best	European Ranking
ISR - Israel								
	402	MIRKIN Nikita	18 SEP 2007		Pole Vault	4.85	4.85	278
	403	SOLNIK Yair	27 MAR 2007		800m	1:54.33	1:54.33	
Total Athletes:8								
ITA - Italy								
		ITALY			Medley Relay		1:52.69	
	425	MAZZILLI Valerio	23 NOV 2007					
	410	CARFAGNA Tommaso	15 APR 2007					
	409	CAPORUSSO Fabrizio	8 FEB 2007					
	421	INZOLI Daniele Leonardo	12 AUG 2008					
	418	FUMAGALLI Riccardo	29 JUL 2007					
	426	MIGLINO Riccardo	8 JUN 2007					
	432	SALEMI Daniele	24 OCT 2007					
	429	NAPPI Diego	10 AUG 2007					
	404	AMBROSIO Riccardo	30 SEP 2007		2000m Steeplechase (84cm)	5:49.57	5:49.57	
	405	ARDIZZONE Tommaso	4 FEB 2007		400m Hurdles (84cm)	51.71	51.71	
	406	BARTOLINI Mattia	15 OCT 2008		Discus Throw (1.5kg)	56.72	56.72	
	407	BASSO Alberto	18 OCT 2007		High Jump	2.02	2.02	454
	408	BORROMINI Vittore Simone	18 AUG 2007		3000m	8:10.78	8:10.78	364
	409	CAPORUSSO Fabrizio	8 FEB 2007		200m	21.39	21.39	403
	411	CASONI Alessandro	2 SEP 2007		800m	1:49.46	1:49.46	508
	412	CAVAZZUTI Luca	5 MAR 2008		1500m	3:54.42	3:54.42	
	12	COPPOLA Alessio	25 JAN 2007		5000m Race Walk	20:54.01	20:54.01	
	413	COPPOLA Luca	2 APR 2007		2000m Steeplechase (84cm)	5:50.07	5:50.07	
	414	COPPOLA Marco	2 APR 2007		3000m	8:19.38	8:19.38	
	415	CROTTI Francesco Efeosa	16 MAR 2007		Triple Jump	15.17	15.17	155
	416	D'ANGELO Francesco	3 FEB 2007		Discus Throw (1.5kg)	56.08	56.08	
	417	ESCALONA Kyan Daniel Duffy	25 OCT 2007		110m Hurdles (91.4cm)	13.45	13.45	
	418	FUMAGALLI Riccardo	29 JUL 2007		400m	47.68	47.68	363
	419	FURLAN Fabio	22 MAY 2007		Triple Jump	14.61	14.61	
	420	GHEDINA Alberico	12 APR 2007		110m Hurdles (91.4cm)	13.71	13.71	
	421	INZOLI Daniele Leonardo	12 AUG 2008		Long Jump	7.90	7.90	84
	422	MAGAGNA Massimo	13 APR 2007		High Jump	2.08	2.08	233
	423	MANCINI Diego	3 APR 2008		400m Hurdles (84cm)	52.60	52.60	
	425	MAZZILLI Valerio	23 NOV 2007		100m	10.72	10.72	748
	427	MONDELLO Tommaso	29 JUL 2008		Hammer Throw (5kg)	64.59	64.59	
	428	MOSER Alessandro	7 SEP 2007		800m	1:51.66	1:51.66	494
	429	NAPPI Diego	10 AUG 2007		200m	20.79	20.79	167
	430	PALA Francis	8 OCT 2007		100m	10.66	10.66	561
	431	PERRELLA Alex	26 MAY 2007		Javelin Throw (700g)	64.57	64.57	
	432	SALEMI Daniele	24 OCT 2007		400m	48.04	48.04	425
	433	SCALON Leonardo	10 AUG 2007		Pole Vault	4.70	4.70	
	434	SERAFINI Riccardo	20 DEC 2007		1500m	3:54.06	3:54.06	
	435	SIRONI Federico	1 JAN 2007		Pole Vault	4.60	4.60	510
	436	SORCI Matteo	29 MAR 2008		Decathlon U18	6714	6714	
	437	SPRINGETH Maximilian	24 MAY 2007		Long Jump	7.31	7.31	
	13	VIDAL Nicolo'	3 MAY 2008		5000m Race Walk	21:16.65	21:16.65	
	438	VILLA Pietro	10 OCT 2007		Javelin Throw (700g)	69.41	69.41	
Total Athletes:36								

Entry List by Member Federation

Ctry	Bib	Name	Date of Birth	Height m/ft in	Event	Season Best	Personal Best	European Ranking
LAT - Latvia								
LATVIA			Medley Relay					
	441	KARLSBERGS Kārlis Jēkabs	13 MAR 2007					
	442	LAMBA Emīls	13 AUG 2007					
	448	SANDLERS-BOMIS Emīls	17 MAY 2007					
	449	STRELKOVŠ Eduards	21 FEB 2007					
	446	RENCIS Agris Rūdolfs	14 JUN 2007					
	444	MELDERIS Toms	3 MAR 2008					
	439	DZOSENS Ralfs	3 SEP 2007		2000m Steeplechase (84cm)	6:01.05	6:01.05	
	440	ĢIEDRIS Daniels	4 APR 2008		High Jump	2.01	2.01	264
	441	KARLSBERGS Kārlis Jēkabs	13 MAR 2007		Decathlon U18	6977	6977	
	442	LAMBA Emīls	13 AUG 2007		400m	47.65	47.65	251
	443	LEŠINSKIS Ernests	28 JUN 2008		Decathlon U18	6505	6505	
	444	MELDERIS Toms	3 MAR 2008		400m Hurdles (84cm)	54.91	54.91	
	445	REINFELDS Emīls Matīss	6 MAR 2007		2000m Steeplechase (84cm)	6:04.15	6:03.24	
	446	RENCIS Agris Rūdolfs	14 JUN 2007		200m	21.91	21.91	
	447	SAMAUSKIS Toms	28 MAY 2008		Discus Throw (1.5kg)	55.37	55.37	
	448	SANDLERS-BOMIS Emīls	17 MAY 2007		400m Hurdles (84cm)	55.51	55.51	
	449	STRELKOVŠ Eduards	21 FEB 2007		110m Hurdles (91.4cm)	14.43	14.43	
	450	TURKĪS Roberts	31 JUL 2007		Triple Jump	14.60	14.60	
	451	VANADZIŅŠ Rūdolfs	5 OCT 2007		800m	1:55.23	1:55.23	1028
Total Athletes:13								
LIE - Liechtenstein								
	452	SEGER Ben	1 JAN 2007		Javelin Throw (700g)	58.49	58.49	
Total Athletes:1								
LTU - Lithuania								
	453	ANINKEVIČIUS Tadas	8 JAN 2008		200m	22.10	22.10	859
	454	GARČINSKAS Matas	14 SEP 2007		400m Hurdles (84cm)	54.15	54.15	
	455	GUSTAS Kasperas	2 AUG 2007		Pole Vault	4.80	4.80	370
	456	KOLUPAILA Martynas	30 JUL 2008		100m	10.82	10.82	1024
					200m	22.15	22.15	798
	457	KUKŠTA Titas	29 JAN 2007		800m	1:56.22	1:56.22	1007
	14	KULIEŠA Libertas	14 APR 2008		5000m Race Walk	23:15.90	23:15.90	
	458	LAPINSKAS Karolis	13 DEC 2007		Triple Jump	14.11	14.11	351
Total Athletes:7								
LUX - Luxembourg								
	459	DELARUE Noa	1 JAN 2007		Discus Throw (1.5kg)	52.36	52.36	
	460	HELMINGER Shaheen	1 JAN 2007		110m Hurdles (91.4cm)	14.22	14.22	
	461	JOLY Till	1 JAN 2008		110m Hurdles (91.4cm)	14.34	14.34	
	462	PECHON Damien	1 JAN 2008		2000m Steeplechase (84cm)	6:11.89	6:11.89	
Total Athletes:4								
MDA - Moldova								
	463	CIOBANU Liviu	2 MAY 2007		400m Hurdles (84cm)	56.02	56.02	
	464	COZLOV Iliia	18 JUN 2007		Hammer Throw (5kg)	63.60	63.60	
	465	CUTCOVEȚCHI Denis	1 FEB 2007		Shot Put (5kg)	19.37	19.37	

Entry List by Member Federation

Ctry	Bib	Name	Date of Birth	Height m/ft in	Event	Season Best	Personal Best	European Ranking
MDA - Moldova								
	465	CUTCOVEȚCHI Denis	1 FEB 2007		Discus Throw (1.5kg)	60.78	60.78	
	466	GHEREG Stanislav	23 MAR 2007		800m	1:55.78	1:55.78	
	467	GRIGOROVSCHII Chirill	17 NOV 2007		200m	22.19	22.19	
					400m	49.31	49.31	692
	Total Athletes:5							
MKD - Republic of North Macedonia								
	468	ALEKSOVSKI Marko	22 JUN 2007		100m	10.95	10.95	
	469	AVIA Brajan	2 JUN 2007		High Jump	2.01	2.01	307
					Long Jump	6.94	6.94	507
	Total Athletes:2							
MLT - Malta								
	470	DEBATTISTA Michael	16 FEB 2007		1500m	3:57.57	3:57.57	
	471	GRECH Andrea	1 JAN 2008		200m	22.82	22.82	
	Total Athletes:2							
MON - Monaco								
	472	BOTTIN Teo	12 JUL 2007		100m		11.83	
	Total Athletes:1							
NED - Netherlands								
	473	DE VOS Quinten	1 JAN 2007		400m Hurdles (84cm)	52.97	52.97	
	474	ENGELS Ivar			2000m Steeplechase (84cm)	5:56.84	5:56.84	
	475	LAKER DEWINDT Raminge	1 JAN 2008		100m	10.54	10.54	987
	476	LUTGENDORFF Sytse			Decathlon U18	6873	6873	
	477	PET Noa	1 JAN 2007		400m Hurdles (84cm)	53.97	53.97	
	478	PETER Hidde	3 JAN 2008		Discus Throw (1.5kg)	56.99	56.99	
	479	PUTTER Jim	1 JAN 2007		110m Hurdles (91.4cm)	13.95	13.95	
	480	REWIJK Rink	1 JAN 2007		1500m	3:51.44	3:51.44	595
	481	SAMBO Zion	7 MAR 2008		100m	10.68	10.68	900
	482	SNOEK Mikai	1 JAN 2007		Decathlon U18	6892	6892	
	483	VAN KEULEN Sam			1500m	3:51.39	3:51.39	
	Total Athletes:11							
NOR - Norway								
	NORWAY				Medley Relay		1:53.36	
	484	ALTMANN OPUAMA Benjamin	27 AUG 2008					
	486	DAHNS Richard Parwon	10 MAR 2007					
	493	OMMUNDSEN JOHNSEN Anthony	4 FEB 2007					
	491	LE FJELD Markus	4 APR 2007					
	488	EKENE NORDLIE Christopher	7 JUN 2007					
	495	SØGÅRD LEHMANN Sondre	22 JUN 2007					
	496	SOLHEIM SOLLID Elias	9 FEB 2007					
	492	MÆLAND ROSHOLT Jonas	20 JUL 2007					
	484	ALTMANN OPUAMA Benjamin	27 AUG 2008		200m	21.44	21.44	469

Entry List by Member Federation

Ctry	Bib	Name	Date of Birth	Height m/ft in	Event	Season Best	Personal Best	European Ranking
NOR - Norway								
	485	BUNCIC Lukas	27 DEC 2007		3000m	8:21.95	8:21.95	
					2000m Steeplechase (84cm)	5:49.15	5:49.15	
	486	DAHNS Richard Parwon	10 MAR 2007		200m	21.79	21.79	
	487	EBBESTAD Siver Olavsbråten	2 AUG 2008		Pole Vault	4.63	4.63	420
	488	EKENE NORDLIE Christopher	7 JUN 2007		100m	10.69	10.69	635
	489	HAGEN Ulrik Jåvoll	1 JAN 2008		2000m Steeplechase (84cm)	5:58.36	5:58.36	
	490	JOHANSSON HAUGE Lars	12 JUN 2007		800m	1:52.76	1:52.76	571
	491	LE FJELD Markus	4 APR 2007		110m Hurdles (91.4cm)	14.29	14.29	
	492	MÆLAND ROSHOLT Jonas	20 JUL 2007		400m Hurdles (84cm)	54.22	54.22	
	493	OMMUNDSEN JOHNSEN Anthony	4 FEB 2007		110m Hurdles (91.4cm)	14.07	14.07	
					Long Jump	7.21	7.21	404
	494	ØYEN Magnus	26 APR 2007		1500m	3:45.21	3:45.21	350
					3000m	8:08.27	8:08.27	181
	15	RANDALL Kristoffer	19 MAR 2007		5000m Race Walk	22:56.68	22:56.68	
	495	SØGÅRD LEHMANN Sondre	22 JUN 2007		400m	49.13	49.13	
	496	SOLHEIM SOLLID Elias	9 FEB 2007		400m	49.42	49.42	
	497	SØRSTAD Haakon Kamlesh Heltzer	1 MAR 2008		2000m Steeplechase (84cm)	5:55.55	5:55.55	
	498	STORM REGBO GULBRANDSEN Philip	24 JUL 2007		3000m	8:23.82	8:23.82	
	499	SUNDE FØRDE Åsmund	11 JAN 2007		1500m	3:50.81	3:50.81	484

Total Athletes:17
POL - Poland

		POLAND			Medley Relay		1:50.46	
	508	FRAÇKOWIAK Oliwier	15 AUG 2007					
	500	ADAMCZYK Bartomiej	13 JUN 2007		400m	47.78	47.78	308
	501	ARMSTRONG Dominik	7 JAN 2007		Shot Put (5kg)	18.31	18.31	
	502	BOCZKOWSKI-LESIAK Michał	31 JUL 2007		High Jump	2.04	2.04	239
	503	CEGLAREK Bartosz	28 FEB 2008		Javelin Throw (700g)	67.56	67.56	
	504	DELEWSKI Jan	21 FEB 2007		Hammer Throw (5kg)	69.91	69.91	
	505	DYMIŃSKI Nikodem	25 FEB 2008		100m	10.76	10.76	1028
	506	FILIPEK Jakub	24 JAN 2008		2000m Steeplechase (84cm)	6:00.94	6:00.94	
	507	FOREMNY Jakub	24 JUL 2007		200m	21.66	21.66	
	509	GAJDUS Michał	10 JAN 2008		2000m Steeplechase (84cm)	6:00.64	6:00.64	
	510	GÓRALCZYK Kacper	28 MAR 2007		Decathlon U18	7138	7138	
	511	GROCHOWSKI Krzysztof	10 JAN 2007		Long Jump	7.75	7.75	98
	512	HAEHNE Damian	17 JUN 2007		110m Hurdles (91.4cm)	14.03	14.03	
	513	JAROSZ Antoni	14 FEB 2007		1500m	3:56.47	3:56.47	
	514	JAROSZEWICZ Wiktor	28 APR 2008		Pole Vault	4.66	4.66	
	16	JASIŃSKI Przemysław	31 OCT 2007		5000m Race Walk	21:40.45	21:40.45	
	515	KOSMACZ Filip	1 JUL 2007		400m Hurdles (84cm)	53.51	53.51	
	516	KRAKOWSKI Eryk	7 DEC 2008		100m	10.77	10.77	878
	517	KRUKOWSKI Roch	20 JUL 2007		Javelin Throw (700g)	80.60	81.60	
	518	KUŚMIEREK Damian	31 OCT 2007		Decathlon U18	6636	6636	
	17	MARGIEL Mateusz	21 OCT 2007		5000m Race Walk	21:32.27	21:32.27	
	519	MAZUR Jakub	22 JUN 2008		Long Jump	7.12	7.12	736
	520	MIKUŚKIEWICZ Emilian	4 APR 2007		Triple Jump	14.21	14.28	
	521	OLEJNIK Mikołaj	9 SEP 2007		1500m	3:56.72	3:56.48	
	522	PRACHARCZYK Jan	23 JUL 2007		Hammer Throw (5kg)	72.49	72.49	
	523	RODZIAK Jakub	30 APR 2007		Shot Put (5kg)	19.85	19.85	
					Discus Throw (1.5kg)	61.00	61.00	
	524	SIEKACZYŃSKI Maksymilian	15 JUL 2007		400m Hurdles (84cm)	53.36	53.36	
	525	StOWIKOWSKI Sebastian	1 NOV 2007		800m	1:52.76	1:52.76	
	526	STRZELECKI Stanisław	21 JAN 2007		400m	47.24	47.24	166
	527	WOJTASIK Aleksander	1 AUG 2007		200m	21.80	21.80	415

Entry List by Member Federation

Ctry	Bib	Name	Date of Birth	Height m/ft in	Event	Season Best	Personal Best	European Ranking
POL - Poland								
	528	WOŁOSZYN Piotr	14 JUL 2007		Pole Vault	4.90	4.90	280
	529	WZIĄTEK Szymon	26 MAR 2007		Triple Jump	15.02	15.02	201
	530	ZACZYK Łukasz	18 MAR 2007		800m	1:49.60	1:49.60	237
	531	ZAJĄC Szymon	21 AUG 2008		Discus Throw (1.5kg)	57.41	57.41	
	532	ZDRAJKOWSKI Dominik	11 MAR 2008		High Jump	2.04	2.04	279
Total Athletes:35								
POR - Portugal								
	PORTUGAL				Medley Relay		1:54.49	
	534	ALVES Márcio	1 JAN 2007					
	544	PEREIRA Afonso	1 JAN 2007					
	535	BANDEIRA Diogo	1 JAN 2007					
	547	SANTOS Gabriel	17 MAR 2007					
	533	AFONSO Pedro	10 JAN 2007					
	537	CONCEIÇÃO Afonso	1 JAN 2007					
	545	PEREIRA David	17 APR 2008					
	533	AFONSO Pedro	10 JAN 2007		200m	21.90	21.28	255
	534	ALVES Márcio	1 JAN 2007		400m Hurdles (84cm)	56.17	56.17	
	535	BANDEIRA Diogo	1 JAN 2007		High Jump	2.04	2.04	288
	536	CARROLO Eduardo	23 MAY 2007		High Jump	2.04	2.04	285
	537	CONCEIÇÃO Afonso	1 JAN 2007		400m	49.62	49.62	
	538	FALIEU-MANÉ Samuel	14 JUL 2007		Decathlon U18	6441	6441	
	539	GOMES Afonso	17 MAR 2008		1500m	3:57.60	3:57.60	689
	540	HRABAR Denis	21 JAN 2007		Decathlon U18	7125	7125	
	541	LEMONS Pedro	16 APR 2007		800m	1:53.84	1:53.84	795
	18	NÓBREGA Afonso	1 JAN 2008		5000m Race Walk	23:21.59	23:21.59	
	542	OLIVEIRA Afonso	4 OCT 2007		2000m Steeplechase (84cm)	6:02.40	6:02.40	
	543	OLIVEIRA Leonardo	4 MAY 2007		2000m Steeplechase (84cm)	6:05.16	6:05.16	
	544	PEREIRA Afonso	1 JAN 2007		400m Hurdles (84cm)	55.92	55.92	
	545	PEREIRA David	17 APR 2008		200m	22.29	22.29	
	546	PRATES Martim	4 FEB 2007		800m	1:54.65	1:54.65	
	547	SANTOS Gabriel	17 MAR 2007		Long Jump	7.01	7.01	820
	548	SILVA João	11 JUL 2007		1500m	3:57.26	3:57.26	
	19	SILVA Leandro	2 MAY 2007		5000m Race Walk	23:37.40	22:38.58	
Total Athletes:18								
ROU - Romania								
	549	BANICIOIU Jessus Armando	1 JAN 2008		200m	21.35	21.35	445
					110m Hurdles (91.4cm)	13.97	13.97	
	550	CALIN Andrei	1 JAN 2007		High Jump	2.01	2.01	300
	551	CALIN Mihai	1 JAN 2007		High Jump	2.05	2.05	202
	552	CIOBANU Ștefan Alexandru	31 JAN 2007		Shot Put (5kg)	20.45	20.45	
	553	CONDURARU Tiberiu Andrei	1 JAN 2007		Hammer Throw (5kg)	63.19	63.19	
	554	COZMA George	16 FEB 2007		800m	1:53.86	1:53.86	838
	555	FILIMON Raul Andrei	1 JAN 2008		Shot Put (5kg)	17.51	17.51	
	556	GLAVAN Alin Ionut Florentin	1 JAN 2007		800m	1:53.77	1:53.77	
	557	MILITARU Mihai Adrian	1 JAN 2007		100m	10.78	10.78	871
					200m	21.32	21.32	410
	558	MOGOS Ovidiu Constantin	1 JAN 2007		Hammer Throw (5kg)	66.84	66.84	
	559	MOISE Andrei-Alexandru	1 JAN 2008		400m	48.59	48.59	
	560	MOLDOVAN Matei	1 JAN 2008		1500m	3:55.71	3:55.71	
	561	POPESCU Narcis Andrei	1 JAN 2007		Javelin Throw (700g)	68.01	68.01	

Entry List by Member Federation

Ctry	Bib	Name	Date of Birth	Height m/ft in	Event	Season Best	Personal Best	European Ranking	
ROU - Romania									
	562	STAN Ștefan Alexandru	1 JAN 2007		Triple Jump	15.06	15.06	255	
	563	UNGUROAICA Eduard Florin	26 MAR 2007		Triple Jump	15.43	15.43	125	
	564	VACARESCU Leonard Gabri	1 JAN 2007		Long Jump	7.06	7.06	654	
Total Athletes:16									
SLO - Slovenia									
SLOVENIA							Medley Relay		1:54.49
	570	KRIŽAJ Demian	1 JAN 2008						
	578	RENER Lenart	14 SEP 2007						
	574	MIHEVC GRABNAR Urban	1 JAN 2007						
	565	BOŽIČ Žiga	1 JAN 2007						
	572	LAKOŠELJAC Benjamin	1 JAN 2007						
	577	NOVŠAK Jakob	1 JAN 2007						
	569	GIRANDON Matjaž	1 JAN 2008						
	565	BOŽIČ Žiga	1 JAN 2007		200m	21.72	21.72	396	
	566	BRINJEVEC Žiga	20 MAR 2007		1500m	3:52.75	3:52.75		
	567	DJAIP BARTOLJ Tjaž	15 OCT 2007		2000m Steeplechase (84cm)	5:59.02	5:59.02		
	568	DOVŠAK Gašper	1 JAN 2007		Triple Jump	14.47	14.47	336	
	569	GIRANDON Matjaž	1 JAN 2008		110m Hurdles (91.4cm)	14.01	14.01		
	570	KRIŽAJ Demian	1 JAN 2008		Long Jump	7.47	7.47	194	
	571	KRKALIČ Leandro	1 JAN 2008		Hammer Throw (5kg)	64.30	64.30		
	572	LAKOŠELJAC Benjamin	1 JAN 2007		800m	1:49.27	1:49.27	359	
	573	MIHALIČ Lenart	1 JAN 2008		2000m Steeplechase (84cm)	6:06.47	6:06.47		
	574	MIHEVC GRABNAR Urban	1 JAN 2007		200m	22.25	22.25		
	575	MODRIJANČIČ Matic	1 JAN 2008		Long Jump	7.13	7.13	471	
	576	NOGRAŠEK Luka	28 JUL 2007		Triple Jump	14.27	14.27	363	
	577	NOVŠAK Jakob	1 JAN 2007		400m	48.85	48.85	551	
	578	RENER Lenart	14 SEP 2007		400m	48.50	48.50	468	
	579	SAGMEISTER Gal	1 JAN 2007		400m Hurdles (84cm)	56.00	56.00		
	580	SAJOVIC Rok	1 JAN 2008		110m Hurdles (91.4cm)	14.37	14.37		
	581	TRŠELIČ BUBLE Matic	1 JAN 2007		Pole Vault	4.75	4.75	422	
	582	ZARNIK Luka	1 JAN 2008		Javelin Throw (700g)	64.66	64.66		
	583	ZILIANI Izak	1 JAN 2007		400m Hurdles (84cm)	55.48	55.48		
Total Athletes:19									
SMR - San Marino									
	584	FRANCINI Matias	18 JUL 2007		100m	11.07	11.07		
Total Athletes:1									
SRB - Serbia									
SERBIA							Medley Relay		1:58.58
	586	BEZKORVAJNIJ Aleks	7 NOV 2007						
	592	STANKOVIĆ Filip	28 MAY 2007						
	589	ILIĆ Nebojša	28 FEB 2007						
	588	ĐURIĆ Vukašin	23 SEP 2007						
	591	ŠOLAJA Vuk	4 AUG 2007						
	590	MITROVIĆ Pavle	10 MAY 2007						
	585	AJDINOVIĆ Amin	27 MAY 2007		High Jump	2.03	2.03	287	
	586	BEZKORVAJNIJ Aleks	7 NOV 2007		Long Jump	7.05	7.05	441	
	587	ČATOVIĆ Aldin	6 APR 2007		1500m	3:46.42	3:46.42	235	

Entry List by Member Federation

Ctry	Bib	Name	Date of Birth	Height m/ft in	Event	Season Best	Personal Best	European Ranking
SRB - Serbia								
	587	ČATOVIĆ Aldin	6 APR 2007		3000m	8:12.76	8:12.76	
	588	ĐURIĆ Vukašin	23 SEP 2007		110m Hurdles (91.4cm)	14.10	14.10	
	589	ILIĆ Nebojša	28 FEB 2007		400m Hurdles (84cm)	53.81	53.76	
	590	MITROVIĆ Pavle	10 MAY 2007		400m Hurdles (84cm)	56.00	56.00	
	591	ŠOLAJA Vuk	4 AUG 2007		High Jump	2.07	2.07	158
	592	STANKOVIĆ Filip	28 MAY 2007		400m	49.21	49.21	654
	593	TOMIĆ Luka	21 MAY 2007		Decathlon U18		6459	

Total Athletes:9
SUI - Switzerland

		SWITZERLAND			Medley Relay		1:53.56	
	598	EGHAGHA Akira	6 DEC 2007					
	599	EMERY Sébastien	6 FEB 2007					
	618	TÖNZ Alessandro	1 JAN 2007					
	600	GABIOUD Mathieu	1 JAN 2007					
	595	BEGUM Ashik	28 APR 2007					
	594	ANKER Mani	1 JAN 2007		Decathlon U18	6796	6796	
	595	BEGUM Ashik	28 APR 2007		100m	10.69	10.69	802
	596	BIRRI Francis	1 JAN 2007		Discus Throw (1.5kg)	53.15	53.15	
	597	BREUER Nils	1 JAN 2007		110m Hurdles (91.4cm)	13.84	13.84	
	598	EGHAGHA Akira	6 DEC 2007		200m	21.06	21.06	195
	599	EMERY Sébastien	6 FEB 2007		100m	10.78	10.78	903
	600	GABIOUD Mathieu	1 JAN 2007		200m	22.02	22.02	628
	601	GILLARD Tom	1 JAN 2008		400m Hurdles (84cm)	55.18	55.18	
	602	GROB Nils	1 JAN 2007		Decathlon U18	6893	6893	
	603	HASLER Noah	1 JAN 2008		Long Jump	7.19	7.19	307
	604	HUANCA Quispe Eric	1 JAN 2008		1500m	3:56.46	3:56.46	674
	605	KULL Ben	1 JAN 2007		800m	1:55.91	1:55.91	
	606	LAFRANCHI Leonardo	1 JAN 2007		200m	22.11	22.11	
	608	MARTINEZ-ALDAMA Basile	1 JAN 2008		Long Jump	7.11	7.11	439
	609	MEX Théo	1 JAN 2008		800m	1:54.11	1:54.11	
	610	NAUER Jules	1 JAN 2007		400m Hurdles (84cm)	55.69	55.69	
	611	OESCHGER Lars	1 JAN 2007		2000m Steeplechase (84cm)	5:53.91	5:53.91	
	612	OSTER Petter	1 JAN 2007		1500m	3:56.50	3:56.50	
	613	RYMANN Sven	1 JAN 2007		110m Hurdles (91.4cm)	13.74	13.74	
	614	SCHINDELEK Marc	1 JAN 2008		Pole Vault	4.60	4.60	
	615	STRICKER Alex	1 JAN 2008		2000m Steeplechase (84cm)	6:04.17	6:04.17	
	616	THÉOTIME Popea	1 JAN 2008		2000m Steeplechase (84cm)	5:54.74	5:54.74	
	617	THOMMEN Nevis	1 JAN 2007		Decathlon U18	6842	6842	
	618	TÖNZ Alessandro	1 JAN 2007		400m	49.79	49.79	
	620	ZINGG Ben	1 JAN 2007		Pole Vault	4.60	4.60	504

Total Athletes:25

Entry List by Member Federation

Ctry	Bib	Name	Date of Birth	Height m/ft in	Event	Season Best	Personal Best	European Ranking
SVK - Slovak Republic								
		SLOVAK REPUBLIC			Medley Relay		1:55.80	
	629	KREPOP Samuel	15 JAN 2007					
	627	KRAJČÍK Michal	7 AUG 2007					
	632	SAUER Filip	5 JAN 2007					
	623	DZIAN Matej	6 MAY 2007					
	634	VOLEK Teodor	27 JUN 2008					
	621	BOŠKOVIČ Adam	8 NOV 2007					
	628	KRCHŇAVÝ Miroslav	8 SEP 2008					
	626	JANURA Richard	1 JAN 2008					
	20	BÁTOVSKÝ Šimon	26 FEB 2008		5000m Race Walk	22:58.37	22:58.37	
	621	BOŠKOVIČ Adam	8 NOV 2007		400m Hurdles (84cm)	54.80	54.80	
	622	CSIKÓS Peter	19 JUL 2007		800m	1:54.36	1:54.36	730
	623	DZIAN Matej	6 MAY 2007		400m Hurdles (84cm)	54.61	54.61	
	624	HOUNDJO Alex	9 AUG 2008		Triple Jump	14.07	14.07	
	625	IVANČÍK Dominik	9 APR 2008		1500m	3:57.75	3:57.75	
	626	JANURA Richard	1 JAN 2008		200m	22.35	22.35	
	627	KRAJČÍK Michal	7 AUG 2007		800m	1:53.96	1:53.96	
	628	KRCHŇAVÝ Miroslav	8 SEP 2008		110m Hurdles (91.4cm)	13.99	13.99	
	629	KREPOP Samuel	15 JAN 2007		200m	22.40	22.40	
					400m	49.41	49.41	630
	630	KUČERA Peter	29 DEC 2007		High Jump	1.96	1.96	455
	21	MAŽGÚT Jakub	6 AUG 2007		5000m Race Walk	22:21.65	22:21.65	
	631	PATÓCS Jakub	3 JUL 2008		Long Jump	6.68	6.68	825
	22	ROSENBAUM Lukáš	25 JUL 2007		5000m Race Walk	21:40.57	21:40.57	
	632	SAUER Filip	5 JAN 2007		100m	10.99	10.99	1690
					200m	22.07	22.07	724
	633	STANISLAV Matej	4 JUL 2007		Decathlon U18	6035	6035	
	634	VOLEK Teodor	27 JUN 2008		400m	49.56	49.56	728
					110m Hurdles (91.4cm)	14.36	14.36	
					400m Hurdles (84cm)	55.15	55.15	

Total Athletes:17
SWE - Sweden

	635	ÅHMAN Jacob	29 MAY 2007		800m	1:52.67	1:52.67	614
	636	ARNELL Rasmus	31 OCT 2007		Decathlon U18	6941	6941	
	637	BÉLEC Christoffer	14 AUG 2007		Discus Throw (1.5kg)	55.32	55.32	
	638	BEVANDA Ivano	21 FEB 2007		200m	21.69	21.69	336
	639	DA SILVA Liam Belo	29 JUN 2007		Decathlon U18	7195	7195	
	640	ELLGREN Ludvig	23 OCT 2007		Shot Put (5kg)	18.10	18.10	
					Discus Throw (1.5kg)	63.42	63.42	
	641	GRAHN Wilmer	13 APR 2007		1500m	3:54.41	3:54.41	646
					3000m	8:24.13	8:24.13	
	642	KARLSSON Vilmer	11 JUN 2007		800m	1:54.24	1:54.24	
	643	KENNON Liam	23 NOV 2007		100m	10.89	10.89	
	644	LENNERMARK Jakob	15 JUL 2007		400m Hurdles (84cm)	54.27	54.27	
	645	LINDER Andreas	4 APR 2007		400m	49.15	49.15	674
	646	LINDSTRÖM Simon	10 JAN 2007		Pole Vault	4.76	4.76	374
	647	LÖRSTAD Sebastian	17 APR 2008		3000m	8:18.15	8:18.15	444
	648	NORSELL Jacob	5 MAY 2007		110m Hurdles (91.4cm)	14.07	14.07	
	649	PERSSON Bram	13 AUG 2007		200m	21.54	21.54	634
	650	RADOSAVLJEVIC KUSLJIC Nino	25 JAN 2008		100m	10.81	10.81	1300
	651	RAHM Elvin	16 JUN 2008		High Jump	2.02	2.02	298
	652	ROGÖ Axel	10 APR 2007		Pole Vault	5.25	5.25	97
	653	SVENSSON Malte	3 OCT 2007		Triple Jump	14.49	14.49	354

Entry List by Member Federation

Ctry	Bib	Name	Date of Birth	Height m/ft in	Event	Season Best	Personal Best	European Ranking
------	-----	------	---------------	----------------	-------	-------------	---------------	------------------

SWE - Sweden

	654	SVENSSON Svante	3 OCT 2007		High Jump	2.07	2.07	194
	655	WÄNGELIN Lowe	22 FEB 2007		Shot Put (5kg)	17.48	17.50	
					Hammer Throw (5kg)	67.21	67.21	

Total Athletes:21
TUR - Türkiye

TÜRKIYE			Medley Relay		1:53.84			
	657	BOSTAN Baturalp	6 SEP 2007					
	658	ÇOLAK Emre	2 NOV 2007					
	666	UYGUN Koray	3 JAN 2008					
	659	ENDAMLI Kerem	27 JUL 2007					
	665	ÖZMEZ Yiğit	23 APR 2008					
	656	AKYILDIZ Kerim	7 MAY 2007		Shot Put (5kg)	17.03	17.03	
	657	BOSTAN Baturalp	6 SEP 2007		200m	22.07	22.07	563
	658	ÇOLAK Emre	2 NOV 2007		Triple Jump	15.28	15.35	135
	659	ENDAMLI Kerem	27 JUL 2007		400m	49.64	49.64	802
					400m Hurdles (84cm)	53.56	53.56	
	660	KANLI Furkan	15 SEP 2007		3000m	8:27.60	8:27.60	
	661	KILIÇ Muhammed Enes	28 JAN 2007		High Jump	2.01	2.02	317
	662	KUNDAKÇI Musab	7 JAN 2007		2000m Steeplechase (84cm)	5:47.54	5:47.54	
	663	ODACI Mert Hanifi	16 JUN 2007		1500m	3:55.39	3:55.39	673
					2000m Steeplechase (84cm)	5:48.20	5:48.20	
	664	ÖZDEMİR Hasan	15 JAN 2007		Javelin Throw (700g)	63.45	63.45	
	665	ÖZMEZ Yiğit	23 APR 2008		800m	1:54.32	1:54.32	
	666	UYGUN Koray	3 JAN 2008		110m Hurdles (91.4cm)	13.70	13.70	
	23	YARAN Furkan	1 JAN 2007		5000m Race Walk	22:43.76	21:57.9h	

Total Athletes:12
UKR - Ukraine

UKRAINE			Medley Relay		1:54.18			
	670	EISMONT Artur	16 FEB 2007					
	680	MUDRYK Yurii	5 APR 2007					
	687	VOVCHENKO Volodymyr	24 OCT 2007					
	679	MARKEVYCH Daniil	10 FEB 2007					
	667	BALAKIN Vladyslav	6 FEB 2007		High Jump	2.01	2.01	410
	668	BATARCHUK Danylo	18 JUL 2007		Shot Put (5kg)	18.04	18.04	
					Discus Throw (1.5kg)	60.68	60.68	
	669	BILOKON Adam	11 SEP 2008		110m Hurdles (91.4cm)	14.16	14.16	
	670	EISMONT Artur	16 FEB 2007		400m	49.85	49.85	
	671	HAVRYLIUK Stanislav	4 JAN 2007		Triple Jump	15.57	15.57	143
	672	HOLUB Dmytro	5 JUN 2008		400m Hurdles (84cm)	54.28	54.28	
	673	KLISHCHEVSKYI Vadym	19 OCT 2007		Hammer Throw (5kg)	63.88	63.88	
	674	LAVRYK Maksym	27 MAR 2007		Shot Put (5kg)	17.97	17.97	
	675	LEVCHENKO Nikita	12 OCT 2008		Pole Vault	4.55	4.55	
	676	LIASKOVETS Oleksii	31 MAR 2007		High Jump	2.00	2.00	379
	677	LYSENKO Denys	4 JAN 2007		2000m Steeplechase (84cm)	6:00.50	6:00.50	
	678	LYSTOPAD Yaroslav	3 SEP 2007		Discus Throw (1.5kg)	61.79	61.79	
	679	MARKEVYCH Daniil	10 FEB 2007		200m	22.16	22.16	928
	680	MUDRYK Yurii	5 APR 2007		100m	10.86	10.86	1082
					200m	22.06	22.06	937
	681	OSADCHUK Rinat	14 DEC 2007		110m Hurdles (91.4cm)	14.42	14.42	
	682	PLOTNYKOV Maksym	6 MAR 2007		Long Jump	7.34	7.34	438

Entry List by Member Federation

Ctry	Bib	Name	Date of Birth	Height m/ft in	Event	Season Best	Personal Best	European Ranking
UKR - Ukraine								
	683	POSPOLITA Andrii	13 OCT 2008		Pole Vault	4.55	4.55	540
	684	REZANOV Vladyslav	4 DEC 2007		Long Jump	7.16	7.16	550
	685	SHMYHOL Serhii	1 AUG 2008		Javelin Throw (700g)	62.99	62.99	
	24	SHPONARSKYI Illia	3 FEB 2008		5000m Race Walk	23:15.87	23:15.87	
	686	SMIAN Anton	19 MAR 2007		400m Hurdles (84cm)	55.32	55.32	
	25	TSOMYK Roman	15 APR 2007		5000m Race Walk	22:45.57	22:45.57	
	687	VOVCHENKO Volodymyr	24 OCT 2007		400m	48.83	48.83	592
	Total Athletes:23							

Entry List by Member Federation

Ctry	Bib	Name	Date of Birth	Height m/ft in	Event	Season Best	Personal Best	European Ranking
AND - Andorra								
	1000	VIÑALS Alba	1 DEC 2007		400m Hurdles	1:00.47	1:00.47	222
Total Athletes:1								
ARM - Armenia								
	1001	JAVAKHYAN Sofia	1 JAN 2007		Long Jump	5.61	5.61	
					Triple Jump	11.86	11.86	
Total Athletes:1								
AUT - Austria								
	1002	BUTTER Nina	1 JAN 2007		Hammer Throw (3kg)	59.02	59.02	
	1003	HALLER Leonie Zoe	1 JAN 2007		Javelin Throw (500g)	47.71	47.75	
	1004	JÖRGL Nikola	1 JAN 2007		400m Hurdles	1:02.89	1:02.89	
	1005	SCHEDLER Pauline	30 JUN 2007		800m	2:12.61	2:12.61	703
	1006	STANDFEST Lenia	1 JAN 2007		100m	11.87	11.87	450
					200m	24.65	24.61	393
	1007	STÖHR Suri	1 JAN 2007		200m	24.45	24.45	332
Total Athletes:6								
AZE - Azerbaijan								
	1008	GULIYEVA Ilaha	6 APR 2007		400m	56.10	56.10	438
Total Athletes:1								
BEL - Belgium								
	1009	BEERNAERT Manon	13 JAN 2007		Hammer Throw (3kg)	62.23	63.25	
	1010	BYL Clémentine	19 SEP 2008		2000m Steeplechase	6:52.19	6:52.19	
	1011	JOOSTEN Kyani	27 SEP 2007		Pole Vault	4.10	4.10	138
	1012	PETROCI-CONINX Lauren	9 APR 2007		100m	11.71	11.71	408
					200m	24.11	23.98	248
	1013	THIAM Nafy	19 SEP 2007		Shot Put (3kg)	18.43	18.43	
	1014	VAN LAERE Svea	27 SEP 2007		High Jump	1.78	1.78	196
Total Athletes:6								
BIH - Bosnia & Herzegovina								
	1015	BEŠLIJA Zerina	24 OCT 2008		Shot Put (3kg)	14.61	14.61	
	1016	OMANOVIĆ Emina	24 AUG 2007		Long Jump	5.81	5.94	350
Total Athletes:2								
BUL - Bulgaria								
	BULGARIA				Medley Relay			
	1021	MILANOVA Anna	16 JUL 2007					
	1024	VELICHKOVA Radina	15 DEC 2007					
	1018	DIMITROVA Raya	4 JUN 2008					
	1022	PETKOVA Kristina	11 APR 2008					
	1017	DELIVERSKA Iva	20 NOV 2008		100m Hurdles (76.2cm)	13.46	13.46	

Entry List by Member Federation

Ctry	Bib	Name	Date of Birth	Height m/ft in	Event	Season Best	Personal Best	European Ranking
BUL - Bulgaria								
	1018	DIMITROVA Raya	4 JUN 2008		100m	11.85	11.85	526
					200m	25.15	25.13	
	1019	ENI Pamela	28 SEP 2007		2000m Steeplechase	6:58.63	6:58.63	
	1020	KOSTOVA Natali	8 DEC 2007		High Jump	1.78	1.78	139
	1021	MILANOVA Anna	16 JUL 2007		200m	25.01	25.01	706
	1022	PETKOVA Kristina	11 APR 2008		400m	54.64	54.64	
	1023	TSONCHEVA Karina	5 NOV 2008		Long Jump	5.98	5.98	347
					Triple Jump	12.74	12.74	200
	1024	VELICHKOVA Radina	15 DEC 2007		100m	11.48	11.48	165
					Long Jump	6.16	6.29	179
	1025	ZAHARIEVA Natali	1 FEB 2008		High Jump	1.74	1.74	288
	Total Athletes:9							
CRO - Croatia								
	CROATIA				Medley Relay		2:11.53	
	1029	BUJAN Jana	2 NOV 2007					
	1027	BARBARIĆ Eva	28 OCT 2008					
	1031	POLIĆ Tina	4 SEP 2007					
	1032	SUŠAC Iva	26 AUG 2007					
	1034	VRDOLJAK Nina	11 JUN 2008					
	1030	KAPAC Klara	31 MAR 2007					
	1026	BAN Elena	29 JAN 2008		800m	2:09.78	2:09.78	325
	1027	BARBARIĆ Eva	28 OCT 2008		100m Hurdles (76.2cm)	13.57	13.57	
					400m Hurdles	1:00.12	1:00.12	196
	1028	BARBIĆ Vita	13 AUG 2007		Discus Throw	48.34	48.34	179
					Javelin Throw (500g)	57.81	60.48	85
	1029	BUJAN Jana	2 NOV 2007		100m Hurdles (76.2cm)	14.02	14.02	
					Long Jump	5.99	5.99	250
	1030	KAPAC Klara	31 MAR 2007		400m	55.65	55.65	362
	50	NUJIĆ Linda	25 AUG 2008		5000m Race Walk			
	1031	POLIĆ Tina	4 SEP 2007		400m Hurdles	1:01.09	1:01.09	232
	1032	SUŠAC Iva	26 AUG 2007		400m Hurdles	1:01.37	1:01.37	303
	1033	VOJNOVIĆ Ivana	18 JUN 2007		Discus Throw	40.20	41.01	
	1034	VRDOLJAK Nina	11 JUN 2008		200m	24.71	24.71	654
	1035	ZUZZI Chiara	8 OCT 2008		2000m Steeplechase	7:07.48	7:07.48	
	Total Athletes:11							
CYP - Cyprus								
	1036	ARISTOTELOUS Rafaella	27 JUL 2007		Discus Throw	45.03	45.03	261
	1037	IHEAKA Chisom Grace	12 SEP 2008		400m Hurdles	1:01.15	1:01.15	258
	1038	PITTAKA Marliza	22 SEP 2007		100m	12.09	12.09	719
					200m	25.06	25.00	
	Total Athletes:3							

Entry List by Member Federation

Ctry	Bib	Name	Date of Birth	Height m/ft in	Event	Season Best	Personal Best	European Ranking
CZE - Czechia								
		CZECHIA			Medley Relay		2:07.16	
	1046	MARKOVÁ Tereza	2 JUN 2008					
	1049	ŠAFÁŘOVÁ Johanka	1 JAN 2007					
	1040	DANĚČKOVÁ Silvie	1 JAN 2007					
	1048	RADOVÁ Nina	25 MAY 2007					
	1051	TICHÁ Tereza	1 JAN 2007					
	1041	HOLUBOVÁ Adéla	17 SEP 2007					
	1039	BERKOVÁ Ema	1 JAN 2007		2000m Steeplechase	6:37.90	6:37.90	
	1040	DANĚČKOVÁ Silvie	1 JAN 2007		200m	24.08	24.08	230
	1041	HOLUBOVÁ Adéla	17 SEP 2007		800m	2:03.33	2:03.33	90
	1042	HRBÁČOVÁ Anna	1 JAN 2008		High Jump	1.84	1.84	109
	1044	KRUTILOVÁ Nicole	1 JAN 2007		Pole Vault	4.15	4.15	147
	1045	KUBAJUROVÁ Tereza	5 FEB 2007		Heptathlon U18	5382	5382	
	1047	POŠTULKOVÁ Petra	1 JAN 2007		100m Hurdles (76.2cm)	13.59	13.46	
	1048	RADOVÁ Nina	25 MAY 2007		400m Hurdles	58.02	58.02	
	1049	ŠAFÁŘOVÁ Johanka	1 JAN 2007		200m	23.67	23.67	77
	1050	SEBEROVÁ Aneta	1 JAN 2007		400m Hurdles	1:00.45	1:00.45	
	1052	TOMANOVÁ Stela	1 JAN 2007		High Jump	1.86	1.86	85
	1053	VAVŘINOVÁ Klára	1 JAN 2007		100m Hurdles (76.2cm)	13.39	13.39	
	Total Athletes:14							
DEN - Denmark								
	1054	CHRISTOPHERSEN Ronja	24 MAR 2007		200m	25.01	25.01	752
	1055	ETTRUP LARSEN Sarah	15 MAR 2008		Hammer Throw (3kg)	57.64	57.64	
	1056	JUUL LASSEN Laura	20 AUG 2008		100m	12.14	12.14	734
					200m	24.67	24.67	353
	1057	LEI HANSGAARD Viola	19 APR 2008		Javelin Throw (500g)	48.11	48.20	
	Total Athletes:4							
ESP - Spain								
		SPAIN			Medley Relay		2:08.53	
	1080	RUIZ Ana Alba	13 JUN 2007					
	1079	PLATA Silvia	18 DEC 2007					
	1058	AGUERRALDE Alaine	21 NOV 2007		400m Hurdles	1:01.51	1:01.51	331
	1059	ALDUAN María	28 AUG 2007		800m	2:10.70	2:08.92	467
	1060	ALONSO Aitana	4 OCT 2008		High Jump	1.80	1.80	
	1061	ARNAS Luna	26 APR 2008		Long Jump	6.02	6.18	
	1062	ARRAZOLA Elene	5 APR 2008		100m	11.88	11.88	481
	1063	BARRIOS María	29 APR 2007		Triple Jump	13.00	13.00	145
	1064	BEDNAREK Zuzanna	25 JUL 2007		High Jump	1.83	1.83	132
	1066	CORBACHO Aixa	18 MAR 2007		Hammer Throw (3kg)	63.04	63.04	
	1067	DE LEON Ana Estrella	7 APR 2008		Triple Jump	13.03	13.03	117
	1068	FERNÁNDEZ Celia	23 SEP 2008		Heptathlon U18	5302	5302	
	1069	GUTIERREZ Claudia	17 JUN 2007		1500m	4:24.28	4:24.28	233
	1070	IGLESIAS Lara	18 NOV 2007		Javelin Throw (500g)	52.46	52.46	
	1071	JIMENEZ Emma	7 MAR 2007		100m Hurdles (76.2cm)	13.77	13.77	
	1072	LOPEZ Nerea	23 MAR 2007		Shot Put (3kg)	15.45	15.45	
	1073	MADARIAGA Itsaso	24 JAN 2007		400m Hurdles	59.65	59.11	159
	1074	MARTINEZ Noa	27 FEB 2007		Pole Vault	4.01	4.01	211
	1075	MARTINEZ Sabela	24 AUG 2008		2000m Steeplechase	6:44.43	6:44.43	
	1076	MONROY Andrea	18 MAY 2007		Heptathlon U18	5338	5338	
	1077	NAVARRO Sara	12 FEB 2007		100m	11.79	11.79	487

Entry List by Member Federation

Ctry	Bib	Name	Date of Birth	Height m/ft in	Event	Season Best	Personal Best	European Ranking
ESP - Spain								
	51	PASTOR MARIN Nara	27 AUG 2007		5000m Race Walk	24:18.80	24:18.80	
	1079	PLATA Silvia	18 DEC 2007		400m Hurdles	1:01.53	1:01.53	
	1081	SELLART Erika	15 JUN 2007		Javelin Throw (500g)	49.72	49.72	
	1082	SOTO Nadia	28 DEC 2007		2000m Steeplechase	6:30.41	6:30.41	
	1083	TANKEU DJEUDJI Andrea Njimi	14 AUG 2007		Shot Put (3kg)	16.43	16.43	136
					Discus Throw	51.85	51.85	140
	1084	TEJERO Iratxe	17 MAY 2007		100m Hurdles (76.2cm)	13.79	13.79	
	52	TORRES Gina	25 AUG 2007		5000m Race Walk	23:57.28	23:57.28	
	53	VEGA GONZALEZ Irene	3 JAN 2007		5000m Race Walk	23:55.28	23:55.28	
Total Athletes:28								

EST - Estonia

ESTONIA					Medley Relay		2:09.06	
	1095	UUSORG Mia Mireia	21 NOV 2007					
	1091	RITARI Marleen	31 JAN 2007					
	1085	ANDRE Hedi	20 FEB 2007					
	1090	PÖLLUAAS Annika	11 DEC 2007					
	1088	MOSER Allika Inkeri	27 MAR 2008					
	1086	LOKOTAR Johanna	7 JAN 2007					
	1089	OTT Miia	19 APR 2007					
	1087	MATSALU Pia Lauren	18 DEC 2007					
	1085	ANDRE Hedi	20 FEB 2007		400m	56.37	56.37	505
					400m Hurdles	1:02.28	1:02.28	292
	1086	LOKOTAR Johanna	7 JAN 2007		200m	25.19	25.19	838
					100m Hurdles (76.2cm)	13.92	13.92	
	1087	MATSALU Pia Lauren	18 DEC 2007		100m Hurdles (76.2cm)	13.81	13.81	
	1088	MOSER Allika Inkeri	27 MAR 2008		400m Hurdles	1:03.25	1:03.25	
					Pole Vault	4.20	4.20	97
	1089	OTT Miia	19 APR 2007		100m	11.61	11.53	134
					200m	24.39	24.21	328
	1090	PÖLLUAAS Annika	11 DEC 2007		Long Jump	5.73	5.73	1115
	1091	RITARI Marleen	31 JAN 2007		Heptathlon U18	5202	5202	
	1092	RÜNDVA Marta	17 APR 2007		Triple Jump	12.36	12.36	222
	1093	TIRI Kristella	31 DEC 2007		Shot Put (3kg)	14.79	14.79	
	1094	TOOMENURM Naomi	20 FEB 2008		800m	2:12.31	2:12.31	449
					1500m	4:26.67	4:26.67	304
	1095	UUSORG Mia Mireia	21 NOV 2007		Heptathlon U18	5520	5520	
	1096	VEBERSON Madleen	28 AUG 2008		Hammer Throw (3kg)	57.57	57.57	
	1097	VERST Katarina	6 MAR 2007		Discus Throw	42.24	42.24	291
Total Athletes:13								

FIN - Finland

FINLAND					Medley Relay		2:09.32	
	1114	NISKALA Anni	4 NOV 2008					
	1101	JUNTUNEN Emma	16 MAY 2008					
	1099	FILENIUS Siija	9 MAY 2007					
	1120	WALLIN Ella	20 DEC 2008					
	1117	TUOMINEN Hilla	6 JUN 2008					
	1106	KOIVULUOMA Amelie	21 JUN 2007					
	1107	LAHTI Matilda	4 JUL 2007					
	1100	HIRVELÄ Linnea	25 JUN 2007					
	1098	AARNIO Milla	12 FEB 2008		Javelin Throw (500g)	47.15	47.15	

Entry List by Member Federation

Ctry	Bib	Name	Date of Birth	Height m/ft in	Event	Season Best	Personal Best	European Ranking
FIN - Finland								
	54	AIRAKSINEN Iiris	12 JUL 2007		5000m Race Walk	25:14.73	25:14.73	
	1099	FILENIUS Silja	9 MAY 2007		400m	56.28	56.28	552
	1100	HIRVELÄ Linnea	25 JUN 2007		100m Hurdles (76.2cm)	13.55	13.55	
	1101	JUNTUNEN Emma	16 MAY 2008		400m Hurdles	1:01.08	1:01.08	
	1102	KÄHTÄVÄ Livia	17 JUN 2008		Heptathlon U18	5001	5001	
	1103	KÄRHÄ Pinja	20 MAR 2007		Hammer Throw (3kg)	72.02	72.02	
	1104	KÄRHÄ Venla	20 MAR 2007		Hammer Throw (3kg)	65.04	65.04	
	1105	KASTARINEN Iida	12 JUN 2007		400m Hurdles	1:02.36	1:02.36	306
	1106	KOIVULUOMA Amelie	21 JUN 2007		100m	12.08	11.92	589
	1107	LAHTI Matilda	4 JUL 2007		400m Hurdles	1:02.32	1:02.32	342
	1108	LOMMI Leia	10 SEP 2007		Discus Throw	40.89	40.89	
	1109	MÄKINEN Kiia	9 DEC 2008		Discus Throw	43.57	43.57	308
	1110	MARKÉN Winnie	20 MAY 2007		800m	2:12.15	2:12.15	683
	1111	MERTSALO Klaara	27 NOV 2008		2000m Steeplechase	7:02.08	7:02.08	
	1112	MIKKOLA Eila	10 NOV 2007		High Jump	1.79	1.79	147
	1113	MUUKKA Iida	20 JUN 2007		Discus Throw	47.02	47.02	211
	1114	NISKALA Anni	4 NOV 2008		100m Hurdles (76.2cm)	13.66	13.66	
	1115	PELTOLA Inka	8 FEB 2007		1500m	4:29.15	4:29.15	388
	1117	TUOMINEN Hilla	6 JUN 2008		400m	56.90	56.90	
	1118	VÄÄNÄNEN Jenni	15 MAY 2007		Javelin Throw (500g)	50.43	50.43	
	1119	VIRJONEN Enni	14 MAY 2007		Long Jump	5.93	6.11	
					Heptathlon U18	5948	5948	
	1120	WALLIN Eila	20 DEC 2008		Long Jump	5.84	5.84	308

Total Athletes:23
FRA - France

		FRANCE			Medley Relay		2:08.48	
	1130	LAPORAL Shade	7 DEC 2007					
	1121	ALVERTE-SONG Ludivine	23 MAY 2007		200m	24.24	24.24	299
	1122	BASTIDE Valentine	11 APR 2007		2000m Steeplechase	6:41.06	6:41.06	
	1123	BONJEAN Candyce	16 JUN 2007		Hammer Throw (3kg)	66.09	66.09	
	1124	CLAMY Tessa	10 OCT 2008		Triple Jump	12.66	12.66	
	1125	DELAUNAY-FOGLINO Lili-Meije	16 OCT 2007		3000m	9:37.67	9:37.67	
	1126	DIARRA Djelika	13 JUN 2007		Long Jump	6.05	6.05	360
	1127	GERBIER Lohane	11 FEB 2007		100m	11.64	11.64	291
	1128	KINGUE Auxane	24 APR 2008		100m Hurdles (76.2cm)	13.52	13.52	
	1129	KWARTENG Victoria	22 MAR 2007		400m	54.31	54.31	290
	1130	LAPORAL Shade	7 DEC 2007		100m	11.70	11.70	287
	1131	LOPEZ Alicia	29 OCT 2007		400m Hurdles	59.12	59.12	
	1132	MARTIN Adéle	20 JUL 2007		2000m Steeplechase	6:45.17	6:45.17	
	1133	NDOUMA-MONA Zola	24 MAY 2007		Heptathlon U18	5535	5535	
	1134	NIANG Soudatou	12 DEC 2007		Long Jump	6.09	6.09	211
	1135	OSSIE TCHIENGUE Yman	13 DEC 2007		High Jump	1.80	1.80	140
	1136	PAWLOWICZ Lenny	15 AUG 2007		100m Hurdles (76.2cm)	13.61	13.61	
	1137	PORENTRU Laly	23 APR 2007		3000m	9:33.06	9:33.06	
	1138	POUZANCRE-HOYER Lalie	11 FEB 2007		400m Hurdles	59.84	59.84	
	1139	SY DE VAUCHER Amayelle	26 MAR 2008		Triple Jump	12.63	12.63	231
	1140	TASSIN Beatrice	3 MAY 2008		200m	24.16	24.16	352

Total Athletes:20

Entry List by Member Federation

Ctry	Bib	Name	Date of Birth	Height m/ft in	Event	Season Best	Personal Best	European Ranking
------	-----	------	---------------	-------------------	-------	----------------	------------------	---------------------

GBR - Great Britain & Northern Ireland

GREAT BRITAIN & N.I			Medley Relay		2:07.18		
1153	OMOTOSHO	Shiloh	28 DEC 2008				
1142	BRINDLE	Elsie					
1148	JOHN	Ava	2 JAN 2007				
1145	DESIR	Nell	7 MAR 2008				
1143	BROWN	Thea	19 MAR 2007				
1144	DACOSTA	Kara	1 JAN 2007				
1141	BELSHAW	Lyla	16 DEC 2007	1500m	4:13.71	4:13.71	88
1143	BROWN	Thea	19 MAR 2007	Heptathlon U18	5440	5440	
1144	DACOSTA	Kara	1 JAN 2007	400m	53.02	53.02	155
1145	DESIR	Nell	7 MAR 2008	100m	11.68	11.68	256
1146	FORREST	Olivia	19 DEC 2008	3000m	9:21.94	9:21.94	
1147	JAMES	Ava	22 JUL 2008	2000m Steeplechase	6:45.84	6:45.84	
1148	JOHN	Ava	2 JAN 2007	Heptathlon U18	5377	5377	
1149	JONES	Isobelle		3000m	9:34.36	9:29.90	
1150	KING	Shaikira	14 JUL 2008	800m	2:02.87	2:02.87	126
1151	LE FAY	Rae	1 JAN 2007	2000m Steeplechase	6:41.81	6:41.81	
1152	MCGOWAN	Isla		1500m	4:17.52	4:17.52	
1154	PYE	Katie	1 SEP 2007	3000m	9:23.12	9:19.54	
1155	SNELL	Daisy	12 JUL 2007	Long Jump	6.16	6.16	200
1156	TROW	Bethany	10 MAY 2008	800m	2:05.27	2:05.27	177
1157	TURNER	Isabella	18 DEC 2007	Pole Vault	3.90	3.90	217
1158	WOODS	Ella	17 JAN 2007	Long Jump	6.14	6.14	304

Total Athletes:18
GEO - Georgia

1159	SOKHADZE	Ana	16 MAY 2007	400m Hurdles	1:02.52	1:02.52	
------	----------	-----	-------------	--------------	---------	---------	--

Total Athletes:1
GER - Germany

GERMANY			Medley Relay		2:09.87		
1193	SCHRÖDER	Ida Carlotta	8 APR 2008				
1198	WÜBBEN	Mieke	17 FEB 2007				
1184	NETTA	Levke	20 JUL 2007				
1160	ADESOKAN	Favour	19 APR 2008	Discus Throw	47.59	47.59	210
1161	ANOCHILI	Lena	1 JAN 2007	100m	11.56	11.56	216
				Long Jump	6.16	6.16	263
1162	BÖCKER	Anne	15 JUN 2007	100m	11.75	11.75	429
1163	EDZARDS	Lotta	5 JAN 2007	Triple Jump	12.70	12.70	243
1164	EHRLE	Julia	12 AUG 2007	3000m	9:23.71	9:23.71	
1165	EVERS	Carolin	14 JAN 2008	High Jump	1.74	1.74	358
1166	FEIRLE	Rebekka	1 JAN 2007	400m Hurdles	1:00.12	1:00.12	236
1167	FISCHER	Luna	30 MAR 2007	200m	24.13	24.13	
1168	GRETZLER	Lotte	1 JAN 2007	Heptathlon U18	5598	5598	
1170	HANSELMANN	Leni	1 JAN 2007	2000m Steeplechase	6:42.48	6:42.48	
1171	HÄRKE	Klara	14 MAY 2007	Pole Vault	3.93	3.93	214
1172	HEBERLE	Antonia	17 DEC 2008	Shot Put (3kg)	15.92	15.92	
1173	HEGEMANN	Clara	11 JUL 2007	Hammer Throw (3kg)	72.66	72.66	126
1174	HIESINGER	Anna	1 JAN 2007	Pole Vault	4.20	4.20	121
1175	IRLINGER	Konstanze	8 MAR 2007	Javelin Throw (500g)	53.68	53.68	
1177	KALB	Eva	27 JAN 2008	High Jump	1.77	1.77	235
1178	KIENAST	Nova	24 JUL 2007	Hammer Throw (3kg)	72.17	72.17	

Entry List by Member Federation

Ctry	Bib	Name	Date of Birth	Height m/ft in	Event	Season Best	Personal Best	European Ranking
GER - Germany								
	1179	KLOTZ Aurora	21 NOV 2007		100m Hurdles (76.2cm)	13.54	13.54	
	1181	MICHELMANN Lynn	1 JAN 2008		Long Jump	6.00	6.00	354
	1182	MILLER Lera	20 MAR 2007		3000m	9:25.94	9:25.94	
					2000m Steeplechase	6:35.31	6:35.31	
	1183	NDASI Daryl	1 JAN 2008		100m Hurdles (76.2cm)	13.24	13.24	
	1184	NETTA Levke	20 JUL 2007		200m	24.31	24.31	329
	1185	NEUPAUEROVA Ema	8 OCT 2008		Javelin Throw (500g)	51.28	51.28	
	1186	PHILIPP Melina Sophie	1 JAN 2008		Javelin Throw (500g)	49.97	49.97	
	1187	PÖPPELMANN Lynn	1 JAN 2008		400m Hurdles	1:00.10	1:00.10	229
	1188	RICHTER Pauline	7 JUL 2007		200m	23.72	23.72	152
	1190	ROOS Berenike	11 APR 2007		Triple Jump	12.63	12.63	232
	1191	SCHERF Emily	10 JAN 2007		Shot Put (3kg)	16.68	16.68	125
	1192	SCHNEMILICH Maria	28 JAN 2007		Heptathlon U18	5401	5401	
	1193	SCHRÖDER Ida Carlotta	8 APR 2008		400m Hurdles	1:01.03	1:01.03	
	1195	TERHORST Paula	1 JUL 2007		800m	2:05.43	2:05.43	226
	1196	WEPIWE Nadjela	8 JAN 2007		Discus Throw	49.94	49.94	141
	1197	WILDNER Chiara	6 JAN 2008		Discus Throw	47.91	47.91	
Total Athletes:34								

GRE - Greece

		GREECE			Medley Relay		2:09.16	
	1206	LYTRA Miselina	24 JAN 2008					
	1210	PAPADERAKI Argyro	2 JAN 2007					
	1213	REMPELOU Kalliopi	25 SEP 2007					
	1203	FLOUTAKOU Nelly	26 NOV 2007					
	1217	SYMEONIDOU Sofia	3 JAN 2007					
	1204	FOUNTOULAKI Chrysi	30 OCT 2007					
	1209	ORFANIDI Styliani	27 JAN 2008					
	1214	ROUSSOU Ioulianna	11 MAY 2007					
	1199	ANDREADI Anastasia Mihaela	5 MAR 2008		Shot Put (3kg)	17.76	17.76	
	1200	BOUGA Veroniki	9 NOV 2007		2000m Steeplechase	6:54.50	6:54.50	
	1201	BOUMPOULIDI Anastasia	20 MAY 2008		Pole Vault	4.25	4.25	81
	55	CHATZITHEOLOGOU Chrysoula	17 MAR 2007		5000m Race Walk	25:57.28	25:57.28	
	1202	CHERNOVA Alexandra	4 MAY 2008		Hammer Throw (3kg)	60.85	60.85	
	1203	FLOUTAKOU Nelly	26 NOV 2007		800m	2:08.72	2:08.72	
	1204	FOUNTOULAKI Chrysi	30 OCT 2007		400m	54.68	54.68	416
	1205	GIANNOULIDOU Rafailia	4 JAN 2008		400m Hurdles	1:02.47	1:02.47	363
	1206	LYTRA Miselina	24 JAN 2008		100m	12.14	12.14	883
	1207	MAMA Eleni Nektaria	21 MAY 2007		Triple Jump	13.06	13.06	162
	1208	MITROPOULOU Evelyn	4 FEB 2008		Long Jump	6.08	6.08	359
	1209	ORFANIDI Styliani	27 JAN 2008		200m	24.97	24.91	640
	1210	PAPADERAKI Argyro	2 JAN 2007		100m	12.05	12.05	873
	1211	PETEINARI Ioanna	20 MAR 2008		Hammer Throw (3kg)	60.58	60.58	
	1212	RAFAILIDOU Maria	29 JAN 2007		Shot Put (3kg)	18.70	18.70	91
					Discus Throw	49.59	49.59	142
	1213	REMPELOU Kalliopi	25 SEP 2007		400m	55.20	55.20	452
	1214	ROUSSOU Ioulianna	11 MAY 2007		800m	2:06.67	2:06.67	198
	1215	SAMOLADA Vasiliki	19 MAY 2007		Discus Throw	46.31	46.31	233
	1216	STAMATOPOULOU Ioanna	28 NOV 2008		2000m Steeplechase	6:47.18	6:47.18	
	1217	SYMEONIDOU Sofia	3 JAN 2007		100m Hurdles (76.2cm)	13.78	13.78	
	1218	TRANOU Georgia	18 APR 2008		Pole Vault	3.86	3.86	230
	1219	VALACHA Myrto	11 SEP 2007		3000m	9:44.08	9:35.10	
	1220	ZAFEIRIDOU Maria Anna	24 MAY 2007		Long Jump	6.13	6.13	212
	1221	ZARAGKA Melina	19 JAN 2007		Triple Jump	13.17	13.17	108
Total Athletes:24								

Entry List by Member Federation

Ctry	Bib	Name	Date of Birth	Height m/ft in	Event	Season Best	Personal Best	European Ranking
HUN - Hungary								
HUNGARY					Medley Relay		2:09.22	
	1226	DARAI Laura Zita	21 FEB 2007					
	1240	PFISZTERER Dorina	19 APR 2008					
	1243	SÁKOVICS Janka	6 FEB 2007					
	1224	BOLDOGH Boróka	12 MAY 2007					
	1239	PÁPAI Nerina	2 APR 2008					
	1225	CSAHÓCZI Kamilla	29 JAN 2008					
	1235	KESZTHELYI Szonja	23 JUL 2008					
	1222	BÁTORI Lilianna	14 MAR 2007		High Jump	1.87	1.87	42
	1223	BOCZONÁDI Bora	13 MAY 2007		Long Jump	6.14	6.14	206
	1225	CSAHÓCZI Kamilla	29 JAN 2008		200m	25.16	25.16	887
	1226	DARAI Laura Zita	21 FEB 2007		200m	24.82	24.82	636
	1227	DERDÁK Sára	12 FEB 2008		1500m	4:21.89	4:21.89	173
	1228	DOLMÁNY Emma	23 MAR 2007		2000m Steeplechase	7:07.13	7:07.13	
	1229	FARKAS Emese	23 NOV 2008		Discus Throw	45.91	45.91	250
	1230	FELBER Kata Zselyke	22 FEB 2007		800m	2:14.18	2:14.18	627
	1231	FERTIG Fanni	24 APR 2007		Hammer Throw (3kg)	65.19	65.19	205
	1232	GASTIABURU-FRANK Abigél	27 DEC 2008		Pole Vault	3.70	3.70	299
	1233	HARGITTAI Zsófia	20 OCT 2008		400m Hurdles	1:03.27	1:03.27	
	1234	KESERŐ Mirabella Emese	7 JAN 2008		Discus Throw	49.34	49.34	206
					Hammer Throw (3kg)	62.86	62.86	
	1235	KESZTHELYI Szonja	23 JUL 2008		400m	56.13	56.13	501
	1236	KOVÁCS Patrícia	18 APR 2007		Pole Vault	3.65	3.65	
	1237	KOVÁCS Viktória	18 DEC 2007		400m Hurdles	1:03.23	1:02.62	356
	1238	MOLNÁR Viktória	4 NOV 2007		Long Jump	6.15	6.15	201
	1240	PFISZTERER Dorina	19 APR 2008		100m	11.90	11.85	492
	1241	PRUTKAY Kata	14 JUL 2008		400m Hurdles	1:00.72	1:00.72	
	1242	RÓZSAHEGYI Bori	27 JUN 2007		Long Jump	6.38	6.38	80
	1243	SÁKOVICS Janka	6 FEB 2007		400m	55.28	55.28	513
	1244	SZALAI Fanni	21 JAN 2008		3000m	9:34.65	9:31.86	
Total Athletes:23								

IRL - Ireland

IRELAND								
					Medley Relay		2:11.79	
	1259	ZAKHARENKO Maria	11 DEC 2007					
	1246	DALY Molly	26 MAR 2008					
	1256	O'SULLIVAN Elena	31 OCT 2007					
	1247	DOHERTY Katie	28 JUL 2007					
	1249	FRIEL Erin	15 FEB 2008					
	1245	BOLTON Emily	9 FEB 2008		1500m	4:24.31	4:24.31	296
	1246	DALY Molly	26 MAR 2008		200m	24.52	24.52	268
	1248	FITZGERALD Saoirse	1 APR 2007		800m	2:06.58	2:06.58	215
	1250	GALLEN Caoimhe	31 JUL 2007		Hammer Throw (3kg)	63.58	63.58	
	1251	GILL Clodagh	30 APR 2007		3000m	9:41.80	9:31.86	
	1252	LANGTON Pia	7 JUN 2007		800m	2:08.92	2:08.92	327
	1253	MANNION Orlaith	28 DEC 2007		100m Hurdles (76.2cm)	13.72	13.72	
	1254	O'CONNOR Tara	23 NOV 2007		High Jump	1.79	1.79	141
	56	O'CALLAGHAN Savanagh	2 MAR 2008		5000m Race Walk	25:08.04	25:08.04	
	1255	O'LEARY Jennifer	28 MAR 2007		1500m	4:24.30	4:24.30	336
	1257	QUINN Siun	23 MAR 2007		High Jump	1.76	1.76	236
	1258	SILKENA Enya	7 OCT 2007		Javelin Throw (500g)	51.88	51.88	261
					Heptathlon U18	5218	5218	
	1259	ZAKHARENKO Maria	11 DEC 2007		400m	55.15	55.15	342
Total Athletes:16								

Entry List by Member Federation

Ctry	Bib	Name	Date of Birth	Height m/ft in	Event	Season Best	Personal Best	European Ranking
ISL - Iceland								
	1260	HLESDOTTIR Eir	28 SEP 2007		400m	55.01	55.01	252
	1261	SÆVARSDÓTTIR Ísold	17 FEB 2007		Heptathlon U18	5583	5583	
	1262	SVERRISDÓTTIR Birna Jóna	6 MAY 2007		Hammer Throw (3kg)	58.00	58.00	
Total Athletes:3								
ISR - Israel								
	1263	KAZNELSON KOGAN Lia	19 NOV 2008		Pole Vault	3.65	3.65	
	1264	MANTEL Yarden	26 JAN 2007		Pole Vault	4.00	4.00	146
	1265	NATANEL Gal	14 AUG 2007		400m Hurdles	1:00.49	1:00.49	231
	1266	YACOBI Ofri	16 NOV 2008		2000m Steeplechase	6:58.27	6:58.27	
Total Athletes:4								
ITA - Italy								
	ITALY				Medley Relay		2:06.45	
	1285	IRBETTI Elena	16 JUL 2007					
	1271	CASTELLANI Margherita	11 NOV 2008					
	1279	FIORENTINI Zoe	2 FEB 2007					
	1287	MACCHI Giulia	17 DEC 2007					
	1275	DAMBRUOSO Benedetta	26 JUL 2008					
	1281	FRATTAROLI Laura	21 MAY 2008					
	1295	VALENSIN Elisa	1 JAN 2007					
	1270	CANOVI Viola	23 MAY 2008					
	1267	BARBAGALLO Sophie	19 MAY 2008		High Jump	1.75	1.75	264
	1268	BERNARDINI Asia	21 OCT 2007		2000m Steeplechase	6:58.44	6:58.44	
	1269	BERNARDIS Elettra	27 DEC 2007		Shot Put (3kg)	15.28	15.28	
	1270	CANOVI Viola	23 MAY 2008		100m	11.62	11.62	332
	1271	CASTELLANI Margherita	11 NOV 2008		200m	23.65	23.65	116
	1272	CIOCCOLONI Veronica	6 SEP 2007		100m Hurdles (76.2cm)	13.58	13.58	
	1273	COPIELLO Sofia	3 APR 2007		400m Hurdles	59.39	59.39	202
	1274	CORTESI Elisa	1 JAN 2007		Javelin Throw (500g)	48.86	48.86	
	57	DI FABIO Serena	23 NOV 2007		5000m Race Walk	22:16.77	22:16.77	
	1276	DUCHI Ludovica	14 MAY 2007		Pole Vault	3.91	3.91	224
	1277	FALLETI Benedetta	30 JAN 2007		400m Hurdles	1:00.91	1:00.91	290
	1278	FERRARI Licia	22 FEB 2007		3000m	9:43.85	9:43.85	
	1280	FRANZOLINI Giorgia	18 JUL 2007		2000m Steeplechase	6:56.19	6:56.19	
	1281	FRATTAROLI Laura	21 MAY 2008		400m	54.23	54.23	259
	1282	GELPI Alessandra Martina	23 SEP 2008		Long Jump	6.04	6.04	278
	1283	GIARDINIERI Aurora	26 SEP 2007		Hammer Throw (3kg)	60.90	60.90	
	1284	GORGOSALICE Sofia	4 APR 2008		Pole Vault	3.80	3.80	359
	1285	IRBETTI Elena	16 JUL 2007		800m	2:07.35	2:07.35	210
	1287	MACCHI Giulia	17 DEC 2007		400m	54.53	54.53	394
	1288	MANFREDINI Rita	3 MAY 2008		Heptathlon U18	5271	5271	
	1289	MARTINI Giorgia	10 OCT 2007		800m	2:09.04	2:09.04	310
	1290	MASIERO Vittoria	19 APR 2007		100m Hurdles (76.2cm)	13.51	13.51	
	1291	MORRONE Viola	7 MAR 2007		1500m	4:30.53	4:30.53	414
	1292	NALESSO Anita	18 MAR 2007		Shot Put (3kg)	15.69	15.69	
	58	PALMONARI Beatrice	13 MAR 2008		5000m Race Walk	23:44.37	23:44.37	
	1293	PASTORE Isabella	24 JUN 2008		Heptathlon U18	5108	5108	
	1294	SALONIA Viviana	16 JAN 2007		1500m	4:27.33	4:27.33	
	1295	VALENSIN Elisa	1 JAN 2007		200m	23.15	23.15	58
	1296	VALENTI Elisa	4 JAN 2007		Long Jump	6.04	6.04	346
					Triple Jump	13.05	13.05	208

Entry List by Member Federation

Ctry	Bib	Name	Date of Birth	Height m/ft in	Event	Season Best	Personal Best	European Ranking
ITA - Italy								
	1297	VERONESE Emma	1 JAN 2008		Discus Throw	44.47	44.47	242
	1298	ZANNA Celeste	7 AUG 2007		Hammer Throw (3kg)	60.21	60.21	
Total Athletes:33								
KOS - Kosovo								
	1299	FEJZA Medina	1 SEP 2008		400m			
	1300	GEGA Nartila	25 AUG 2008		Discus Throw	40.96	40.96	
Total Athletes:2								
LAT - Latvia								
	LATVIA				Medley Relay		2:17.95	
	1308	MAURIŅA Vendija	21 MAY 2007					
	1305	ČĪRULE Elizabete	23 AUG 2007					
	1307	KOZLOVA Ksenija	28 SEP 2007					
	1318	VIĢELE Skārlete Terēzija	11 MAR 2007					
	1314	RUTKA Rūta	21 APR 2008					
	1303	BUKA Beāte	8 AUG 2008					
	1301	APSĪTE Brenda Džiliana	23 SEP 2008		Long Jump	6.15	6.15	210
					Triple Jump	13.50	13.50	65
	1302	BĒRZIŅA Loreta	21 MAR 2007		High Jump	1.82	1.82	134
	1303	BUKA Beāte	8 AUG 2008		100m	12.00	12.00	704
					200m	24.55	24.55	279
	1304	BUNDE Nikola	11 MAR 2007		Heptathlon U18	5242	5242	
	1305	ČĪRULE Elizabete	23 AUG 2007		100m Hurdles (76.2cm)	14.71	14.02	
	1306	KLAUMANE Eliza	15 APR 2008		Javelin Throw (500g)	47.54	47.54	
	1307	KOZLOVA Ksenija	28 SEP 2007		400m Hurdles	1:01.96	1:01.96	265
	1308	MAURIŅA Vendija	21 MAY 2007		100m	12.01	12.01	588
					200m	24.77	24.67	425
	1309	OZOLA Laura	3 SEP 2007		2000m Steeplechase	7:04.66	7:04.66	243
	1310	PĒTERSONE Marta Luīze	30 DEC 2007		3000m	10:07.79	10:07.79	365
	1311	PETROVA Sofija	31 JAN 2007		High Jump	1.76	1.76	161
	1312	REITMANE Adriana	7 JUL 2007		Heptathlon U18	5526	5526	
	1313	RETERE Anete	28 MAY 2007		Long Jump	5.95	5.95	357
	1314	RUTKA Rūta	21 APR 2008		100m Hurdles (76.2cm)	14.10	14.10	
	1315	TRASŪNE Nikola	8 SEP 2008		Pole Vault	3.85	3.85	220
	1316	USTUPA Elīna	29 JAN 2007		Shot Put (3kg)	14.95	14.95	
					Javelin Throw (500g)	44.87	44.87	
	1317	VANADZIŅA Sibilla	5 OCT 2007		800m	2:14.20	2:14.20	
					1500m	4:36.14	4:31.61	345
	1318	VIĢELE Skārlete Terēzija	11 MAR 2007		400m Hurdles	1:03.42	1:03.42	
Total Athletes:18								
LIE - Liechtenstein								
	1319	ZOBEL Sienna	13 NOV 2007		800m	2:18.98	2:18.98	
Total Athletes:1								
LTU - Lithuania								
	1320	AUŠRAITĖ Eva	16 AUG 2007		400m	55.96	55.59	366

Entry List by Member Federation

Ctry	Bib	Name	Date of Birth	Height m/ft in	Event	Season Best	Personal Best	European Ranking
LTU - Lithuania								
	1321	BUBINAITĖ Viltė	14 JUN 2007		800m	2:14.37	2:13.47	495
	1322	FIODOROVAITĖ Joana	21 OCT 2007		Long Jump	5.97	5.97	426
	1323	GRIGAITYTĖ Kamilė	8 MAY 2007		100m Hurdles (76.2cm)	14.31	14.31	
	1324	JANKUNEC Gabija	7 JAN 2007		200m	25.05	25.05	969
	Total Athletes:5							
LUX - Luxembourg								
	LUXEMBOURG				Medley Relay			
	1326	GAENG Camille	1 JAN 2008					
	1327	GRANGER Uyana	1 JAN 2008					
	1325	CICCONE Julia	6 AUG 2007					
	1331	PURAYE Yaara	10 NOV 2007					
	1328	HOFFMANN Zoe	1 JAN 2008					
	1325	CICCONE Julia	6 AUG 2007		800m	2:10.73	2:10.73	428
	1326	GAENG Camille	1 JAN 2008		100m	12.07	12.07	859
	1327	GRANGER Uyana	1 JAN 2008		400m Hurdles	1:02.91	1:02.91	
	1328	HOFFMANN Zoe	1 JAN 2008		100m Hurdles (76.2cm)	14.41	14.41	
	1329	KROMBACH Linda	1 JAN 2007		1500m	4:27.19	4:27.19	
	1330	LOPES Elena	1 JAN 2008		2000m Steeplechase	7:15.51	7:13.29	
	1331	PURAYE Yaara	10 NOV 2007		400m Hurdles	1:01.99	1:01.99	250
	1332	SNÁLL Sofia	1 JAN 2007		Hammer Throw (3kg)	55.61	55.61	
	Total Athletes:8							
MDA - Moldova								
	1333	MOCAN Nicoleta	14 JUL 2008		2000m Steeplechase	6:57.34	6:57.34	
	Total Athletes:1							
MLT - Malta								
	1334	BUGEJA Mireya	26 APR 2007		800m	2:13.82	2:13.82	608
	1335	PARNIS COLEIRO Thea	29 APR 2008		100m	12.06	12.06	619
					200m	24.96	24.96	519
	1336	SHOEMAKE Bianca	2 FEB 2008		Hammer Throw (3kg)	56.70	56.70	
	Total Athletes:3							
MNE - Montenegro								
	1337	ĐURANOVIĆ Anđela	25 JAN 2008		Long Jump	5.89	5.89	598
	Total Athletes:1							
NED - Netherlands								
	1338	ACHIGWE Gift	1 JAN 2008		Heptathlon U18	5367	5367	
	1339	BAERVELDT Jolie	11 MAR 2007		Shot Put (3kg)	15.49	15.49	
					Javelin Throw (500g)	53.28	54.02	139
	1340	BIJLHOUWER Fenne	1 JAN 2007		Discus Throw	44.66	44.66	252
	1341	CHADWICK Pippa	1 JAN 2007		1500m	4:23.56	4:23.56	210
	1342	DE JONG Maud	1 JAN 2008		800m	2:05.69	2:05.69	150
	1343	DOKTER Julia	1 JAN 2007		High Jump	1.83	1.83	83

Entry List by Member Federation

Ctry	Bib	Name	Date of Birth	Height m/ft in	Event	Season Best	Personal Best	European Ranking
NED - Netherlands								
	1344	DONKHOKSUNG Palita	1 JAN 2008		Shot Put (3kg)	16.50	16.50	
	1345	JANSEN Ruby	1 JAN 2007		Heptathlon U18	5396	5396	
	1346	MULDERS Kaate	17 FEB 2008		1500m	4:25.04	4:25.04	259
					3000m	9:30.62	9:30.62	
	1347	TEN BRUGGENCATE Rosalie	1 JAN 2008		2000m Steeplechase	6:45.93	6:45.93	
	1349	VAN GILS Zoë	1 JAN 2008		400m Hurdles	59.80	59.80	180
	1350	VAN LEUR Madelief	19 APR 2007		200m	23.71	23.71	175
					400m	53.04	53.04	98
Total Athletes:12								
NOR - Norway								
	NORWAY				Medley Relay		2:09.28	
	1356	FAGERLAND Kaisa Sol	22 JUN 2008					
	1361	TVEIT AMUNDSEN Susanne	23 JAN 2007					
	1359	MURAI-UBBY Hannah Rebekah	12 NOV 2007					
	1358	LOPES PATEY Lilje	15 FEB 2007					
	1353	ASDAL HANSEN Oda	11 AUG 2007					
	1351	ABRAHAM TEFFERA Venus	4 JUL 2008		3000m	9:29.33	9:29.33	
	1352	ALME Tuva	15 AUG 2008		3000m	9:28.10	9:28.10	
	1353	ASDAL HANSEN Oda	11 AUG 2007		100m Hurdles (76.2cm)	13.90	13.90	
	1354	BEKKEMOEN TORBIÖRNSS Wilma Anna	31 MAY 2007		800m	2:07.39	2:07.39	
					1500m	4:11.43	4:11.43	103
					3000m	9:14.61	9:14.61	
	1355	BERNTSEN Astrid Cecilie	12 JUL 2007		800m	2:06.84	2:06.84	249
					2000m Steeplechase	6:46.69	6:46.69	
	1356	FAGERLAND Kaisa Sol	22 JUN 2008		200m	24.56	24.56	443
	1357	LÆGRAN Mathea	11 JUN 2007		1500m	4:26.71	4:26.71	
	1358	LOPES PATEY Lilje	15 FEB 2007		400m	54.43	54.43	234
	1359	MURAI-UBBY Hannah Rebekah	12 NOV 2007		Triple Jump	12.21	12.53	
	1360	NJERVE Embla Matilde	22 FEB 2007		Pole Vault	4.10	4.10	106
	1361	TVEIT AMUNDSEN Susanne	23 JAN 2007		Heptathlon U18	5132	5132	
Total Athletes:11								
POL - Poland								
	POLAND				Medley Relay		2:08.57	
	1379	PAJĘCKA Lena	25 OCT 2007					
	1362	BARTECZKO Maja	12 AUG 2008		Discus Throw	42.27	42.27	343
	1363	BIELECKA Maja	20 DEC 2007		Shot Put (3kg)	15.08	15.08	
	1364	BRZEZINSKA Katarzyna	27 DEC 2008		Pole Vault	3.80	3.80	241
	59	DROZDOWSKA Aleksandra	4 AUG 2007		5000m Race Walk	25:34.69	25:34.69	
	1365	GIBAS Amelia	1 OCT 2008		Javelin Throw (500g)	51.35	51.35	
	1366	JEŻ Aleksandra	3 AUG 2007		200m	24.20	24.20	
	1367	KANICKA Lena	15 MAY 2007		Long Jump	5.85	5.92	410
	1368	KASPRZAK Oliwia	19 SEP 2007		100m	11.64	11.64	201
	1369	KOWALCZUK Amelia	27 DEC 2007		400m Hurdles	1:01.26	1:01.26	
	1371	KOZŁOWSKA Roksana	12 APR 2007		Triple Jump	12.38	12.38	384
	1372	KUŚ Anastazja	11 MAY 2007		400m	52.26	52.26	85
	1373	MARSZEWSKA Maja	19 SEP 2008		1500m	4:29.50	4:29.50	
	1374	MICHALUK Vanessa	30 DEC 2008		100m Hurdles (76.2cm)	13.66	13.66	
	1375	MUCHA Michalina	3 SEP 2007		400m Hurdles	1:02.08	1:01.90	401
	1377	NOWAK-ŁĄŻEWSKA Dorota	18 DEC 2007		800m	2:10.85	2:06.56	551
	1376	NOWAK Helena	9 OCT 2008		Triple Jump	12.69	12.69	291

Entry List by Member Federation

Ctry	Bib	Name	Date of Birth	Height m/ft in	Event	Season Best	Personal Best	European Ranking
POL - Poland								
	1378	OLCHAWA Róża	4 OCT 2007		800m	2:09.32	2:09.32	
	1380	PESTKA Oksana	1 MAY 2008		1500m	4:27.93	4:27.93	
	1381	PIECHOTA Antonina	4 AUG 2008		Javelin Throw (500g)	48.36	48.36	
	1382	PRACHARCZYK Maria	23 JUL 2007		Hammer Throw (3kg)	63.40	63.40	
	1383	PULAWSKA Maria	21 AUG 2007		100m	11.98	11.98	724
	1384	ROJEK Zofia	3 FEB 2007		100m Hurdles (76.2cm)	13.25	13.25	
	1385	RUDNIK Julia	12 JUL 2007		Long Jump	5.80	5.80	451
	1386	ŚMIGLEWSKA Zuzanna	28 SEP 2007		Hammer Throw (3kg)	62.01	62.01	
	1387	SZYMAŃSKA Zuzanna	3 NOV 2008		2000m Steeplechase	6:52.25	6:52.25	
	1388	THAMM Michalina	18 APR 2007		2000m Steeplechase	6:47.98	6:47.98	
	1389	TOMCZYK Zofia	17 JUN 2008		400m	53.27	53.27	133
	1390	TORLIŃSKA Julia	22 JUL 2008		Pole Vault	3.80	3.81	264
	1391	TYSZKO Laura	14 DEC 2007		Pole Vault	3.90	3.90	179
	1392	WIESZTORT Laura	20 AUG 2008		Heptathlon U18	5323	5323	
	1393	WOŹNIAK Maja	25 OCT 2007		200m	24.51	24.08	310
	1394	WYSOCZAŃSKA Iga	24 FEB 2007		Shot Put (3kg)	16.01	16.01	
					Discus Throw	42.65	42.65	
	60	ZEMBROWSKA Aleksandra	28 NOV 2007		5000m Race Walk	25:20.03	25:20.03	

Total Athletes:34
POR - Portugal

PORTUGAL					Medley Relay		2:10.85	
	1404	SAMPAIO Madalena	20 MAR 2008					
	1402	OLIVEIRA Margarida	31 JUL 2008					
	1395	ALMEIDA Tatiana	12 JAN 2007					
	1397	DELFINO Teresa	16 JUL 2007					
	1403	PINHO Miriam	2 AUG 2007					
	1396	CANDÉ Natacha	25 JAN 2007					
	1401	NEVES Cristina	1 JAN 2007					
	1395	ALMEIDA Tatiana	12 JAN 2007		100m Hurdles (76.2cm)	13.82	13.82	
	61	ANGÉLICO Matilde	8 JUL 2008		5000m Race Walk	25:55.07	25:55.07	
	1396	CANDÉ Natacha	25 JAN 2007		Heptathlon U18	5550	5550	
	1397	DELFINO Teresa	16 JUL 2007		800m	2:12.59	2:12.59	585
	1398	JESUS Maria	2 JUN 2008		1500m	4:31.60	4:31.60	384
	1399	KHVAS Cátia	20 JAN 2007		2000m Steeplechase	7:01.45	7:01.45	
	62	LUÍS Isabel	9 MAY 2007		5000m Race Walk	25:33.59	25:33.59	
	1400	MOREIRA Mariana	21 MAR 2008		1500m	4:30.90	4:27.06	303
	1401	NEVES Cristina	1 JAN 2007		400m Hurdles	1:01.98	1:01.98	341
	1402	OLIVEIRA Margarida	31 JUL 2008		200m	24.87	24.87	612
	1403	PINHO Miriam	2 AUG 2007		200m	25.15	25.15	840
	1404	SAMPAIO Madalena	20 MAR 2008		100m Hurdles (76.2cm)	13.49	13.49	

Total Athletes:12
ROU - Romania

ROMANIA					Medley Relay		2:06.13	
	1414	UȚĂ Alexandra Ștefania	6 OCT 2007					
	1413	TĂUȘAN Tatiana Emanuela	1 JAN 2007					
	1415	VRÎNCEANU Daria	1 JAN 2008					
	1406	CIOBANU Sara-Maria	1 JAN 2007					
	1410	DUMITRESCU Mara Victoria	1 JAN 2007					
	1405	BARBU Safira Mara	1 JAN 2007		100m Hurdles (76.2cm)	14.24	14.24	
	1406	CIOBANU Sara-Maria	1 JAN 2007		400m	57.20	57.20	612

Entry List by Member Federation

Ctry	Bib	Name	Date of Birth	Height m/ft in	Event	Season Best	Personal Best	European Ranking
ROU - Romania								
	1407	CIUCULAN Diana-Maria	1 JAN 2008		100m Hurdles (76.2cm)	14.03	14.03	
	1408	CONSTANTIN Lenuta	16 NOV 2007		1500m	4:25.85	4:24.44	214
	1409	DOGAN Ana-Maria	1 JAN 2008		Long Jump	6.05	6.05	326
	1410	DUMITRESCU Mara Victoria	1 JAN 2007		400m	57.23	57.23	690
	1411	FIRTALA Adina Ionela	4 JAN 2007		Shot Put (3kg)	14.84	14.99	310
	1412	PADURE Lara Ioana	1 JAN 2007		Discus Throw	43.57	43.57	286
	63	POP Alessia Cristina	30 JAN 2007		5000m Race Walk	22:35.81	22:35.81	
	1413	TĂUȘAN Tatiana Emanuela	1 JAN 2007		100m	12.07	12.07	844
	1414	UȚĂ Alexandra Ștefania	6 OCT 2007		400m Hurdles	57.75	56.31	46
	1415	VRÎNCEANU Daria	1 JAN 2008		200m	24.95	24.79	805
					Triple Jump	12.64	12.64	206

Total Athletes:12
SLO - Slovenia

SLOVENIA					Medley Relay		2:10.64	
1427		RADIŠEK Nina	1 JAN 2007					
1421		MARČELJA Manca	1 JAN 2008					
1425		PODGORNIK Maša	1 JAN 2008					
1423		OGRIZEK Urška	27 JUL 2007					
1430		SEKNE Hana	5 APR 2007					
1424		POČIVAVŠEK Petra	1 JAN 2008					
1420		MANTELJ Neja	1 JAN 2008					
1433		VEHOVAR Ema	1 JAN 2007					
1416		BALAŽIČ Lara	1 JAN 2008		2000m Steeplechase	7:04.35	7:04.35	
1417		BILBAN Sara	6 APR 2007		2000m Steeplechase	7:05.56	7:05.56	
1418		KOVAČIČ Zala	2 APR 2007		Hammer Throw (3kg)	59.64	59.64	
1419		KRIŽ Živa	1 JAN 2008		Javelin Throw (500g)	47.53	47.53	
1420		MANTELJ Neja	1 JAN 2008		200m	24.94	24.94	606
1421		MARČELJA Manca	1 JAN 2008		400m	56.63	56.63	532
1422		MESEC Pia	1 JAN 2008		Javelin Throw (500g)	52.20	52.20	
1423		OGRIZEK Urška	27 JUL 2007		100m	11.94	11.94	428
1424		POČIVAVŠEK Petra	1 JAN 2008		400m Hurdles	1:01.67	1:01.67	317
1425		PODGORNIK Maša	1 JAN 2008		200m	25.19	25.19	620
1426		PUČKO Taja	1 JAN 2007		Triple Jump	12.31	12.31	270
1427		RADIŠEK Nina	1 JAN 2007		100m	12.07	12.07	772
1428		RAJ Ema Pika	18 OCT 2008		1500m	4:26.63	4:26.63	252
					3000m	9:43.97	9:43.97	
1429		SADEK Katarina	1 JAN 2007		Pole Vault	3.75	3.75	232
1430		SEKNE Hana	5 APR 2007		100m Hurdles (76.2cm)	13.45	13.45	
1431		ŠULC Amelie Njoki	1 JAN 2007		800m	2:10.65	2:10.65	529
1432		TURČIN Nina	1 JAN 2007		800m	2:11.58	2:11.58	509
1433		VEHOVAR Ema	1 JAN 2007		400m	56.92	56.92	548
1434		VERNEKER Ana Vita	3 SEP 2008		1500m	4:24.54	4:24.54	244
1435		VODUŠEK Sara	1 JAN 2007		400m Hurdles	1:01.49	1:01.49	283

Total Athletes:20

Entry List by Member Federation

Ctry	Bib	Name	Date of Birth	Height m/ft in	Event	Season Best	Personal Best	European Ranking
SRB - Serbia								
		SERBIA			Medley Relay		2:12.17	
	1439	BOTUNJAC Sara	25 JUL 2008					
	1448	VUČKOVIĆ Tara	25 FEB 2008					
	1441	GOLUBOVIĆ Teodora	3 APR 2007					
	1442	JEREMIĆ Nikolina	25 JUN 2008					
	1443	JOVANOVIĆ Una	29 FEB 2008					
	1449	ZORIĆ Lena	25 JUL 2008					
	1436	AMIDŽIĆ Mina	21 NOV 2007		Hammer Throw (3kg)	62.06	62.06	
	1437	BEDE Borbala	12 JUN 2007		Javelin Throw (500g)	49.98	49.98	
	1438	BEŽANOVIĆ Iva	24 JAN 2008		High Jump	1.77	1.77	175
	1439	BOTUNJAC Sara	25 JUL 2008		100m	12.15	12.15	1080
	1440	ČUK Stela	31 JUL 2007		Triple Jump	12.97	12.97	187
	64	EREMIĆ Dunja	22 JAN 2007		5000m Race Walk	25:37.84	25:37.84	
	1441	GOLUBOVIĆ Teodora	3 APR 2007		100m Hurdles (76.2cm)	13.75	13.75	
	1442	JEREMIĆ Nikolina	25 JUN 2008		100m	12.08	12.08	811
					200m	24.72	24.72	415
	1443	JOVANOVIĆ Una	29 FEB 2008		200m	24.86	24.86	576
					400m	56.69	56.69	506
	1444	KOVRILIJA Ana	1 AUG 2008		High Jump	1.76	1.76	199
	1445	KRTINIĆ Danka	21 OCT 2007		Discus Throw	43.66	43.66	301
	1446	NISIĆ Marija	29 NOV 2007		Triple Jump	12.85	12.85	229
	1447	TRIFUNOVIĆ Aleksandra	9 FEB 2007		Shot Put (3kg)	15.37	15.37	238
	1448	VUČKOVIĆ Tara	25 FEB 2008		800m	2:05.65	2:05.65	155
	1449	ZORIĆ Lena	25 JUL 2008		800m	2:10.41	2:10.41	797

Total Athletes:15
SUI - Switzerland

		SWITZERLAND			Medley Relay		2:10.32	
	1457	HIRSBRUNNER Hanna	1 JAN 2007					
	1470	SCHRANZ Jelena	1 JAN 2008					
	1477	TONAZZI Milla	1 JAN 2007					
	1465	RANKL Timea	1 JAN 2008					
	1453	FRANK Lisa	1 JAN 2007					
	1452	BURI Xenia	1 JAN 2008					
	1450	BISCHOFF Lena	1 JAN 2007		200m	24.78	24.78	609
	1451	BÜCHEL Seline	13 JUL 2007		800m	2:11.72	2:11.72	439
	1452	BURI Xenia	1 JAN 2008		100m	11.81	11.81	371
	1453	FRANK Lisa	1 JAN 2007		200m	24.40	24.40	298
	1454	GOUTTEFARDE Cassandra	1 JAN 2008		1500m	4:32.19	4:32.19	
	1455	GROSSMANN Lynn	26 JAN 2007		800m	2:11.09	2:11.09	427
	1456	HÄUPTLI Melina	1 JAN 2007		Pole Vault	3.81	3.81	235
	1457	HIRSBRUNNER Hanna	1 JAN 2007		400m Hurdles	1:01.52	1:01.52	
	1459	KAISER Aline	10 JAN 2007		Heptathlon U18	5219	5219	
	1460	LEDERMANN Amélie	1 JAN 2007		Pole Vault	3.66	3.66	313
	1461	LIEM Sereina	1 JAN 2008		100m Hurdles (76.2cm)	13.87	13.87	
	1462	LÜTHI Nadja	1 JAN 2007		High Jump	1.82	1.82	127
	1463	PFISTER Anna	18 JUN 2007		Heptathlon U18	5345	5345	
	1464	RAHM Amaja	1 JAN 2007		2000m Steeplechase	7:03.06	7:03.06	
	1465	RANKL Timea	1 JAN 2008		100m	11.82	11.82	367
	1466	RITLER NELE Sophia	7 NOV 2007		800m	2:12.01	2:12.01	554
	1467	ROSA Emma	1 JAN 2007		100m Hurdles (76.2cm)	13.94	13.94	
	1469	SCHMID Desirée	1 JAN 2007		Pole Vault	3.65	3.65	340
	1470	SCHRANZ Jelena	1 JAN 2008		400m	56.96	56.96	
	1472	SIMÓN CARREÑO Mar	1 MAR 2008		Discus Throw	43.14	43.14	311

Entry List by Member Federation

Ctry	Bib	Name	Date of Birth	Height m/ft in	Event	Season Best	Personal Best	European Ranking
------	-----	------	---------------	-------------------	-------	----------------	------------------	---------------------

SUI - Switzerland

	1473	STAUB Larissa	2 AUG 2007		Discus Throw	42.73	42.73	318
	1474	STUBER Nicole	1 JAN 2008		High Jump	1.74	1.74	258
	1476	TEMENG Christa	15 APR 2007		Shot Put (3kg)	15.13	15.13	
	1477	TONAZZI Milla	1 JAN 2007		200m	24.20	24.20	330
	1478	VON FLÜE Fiona	19 FEB 2008		1500m	4:24.58	4:18.17	148
	1479	WALTHER Tina	8 JAN 2007		Discus Throw	43.85	43.85	279

Total Athletes:26
SVK - Slovak Republic

		SLOVAK REPUBLIC			Medley Relay		2:11.77	
	1493	KOŠÚTOVÁ Lucia	20 NOV 2008					
	1490	HRNČÁROVÁ Romana	10 JUL 2007					
	1489	GYMERSKÁ Lenka	3 JUL 2007					
	1483	BORTLÍKOVÁ Lucia	9 MAY 2008					
	1486	FRLIČKOVÁ Laura	15 JAN 2007					
	1481	BENDOVÁ Ema	26 FEB 2007					
	1484	ČANECKÁ Nina	25 FEB 2008					
	1499	SVATÍKOVÁ Tamara	27 FEB 2007					
	1480	BALLOVÁ Daša	24 MAR 2008		Javelin Throw (500g)	45.08	45.08	
	1481	BENDOVÁ Ema	26 FEB 2007		Long Jump	5.94	5.94	299
	1482	BOLOŠOVÁ Liana	8 FEB 2008		Pole Vault	3.50	3.50	337
	1483	BORTLÍKOVÁ Lucia	9 MAY 2008		400m	56.90	56.90	667
	1484	ČANECKÁ Nina	25 FEB 2008		400m Hurdles	1:02.07	1:02.07	
	1485	ĎURIŠOVÁ Petra	3 JUL 2007		100m Hurdles (76.2cm)	13.96	13.96	
	1486	FRLIČKOVÁ Laura	15 JAN 2007		100m Hurdles (76.2cm)	13.14	13.14	
	1487	GÁLIKOVÁ Eliška Ella	16 JUL 2008		800m	2:12.49	2:12.49	576
	1488	GROSSOVÁ Michaela	2 JUL 2007		400m Hurdles	1:02.76	1:02.76	
	1489	GYMERSKÁ Lenka	3 JUL 2007		400m	54.66	54.66	232
	1490	HRNČÁROVÁ Romana	10 JUL 2007		100m	11.86	11.86	580
					200m	24.35	24.35	355
	1491	HUDECOVÁ Anna Viktória	25 APR 2007		High Jump	1.71	1.71	322
	1492	HVORKOVÁ Ela	20 JUL 2008		2000m Steeplechase	6:56.42	6:56.42	
	65	INDRIŠKOVÁ Timea	6 AUG 2008		5000m Race Walk	25:41.64	25:41.64	
	1493	KOŠÚTOVÁ Lucia	20 NOV 2008		100m	12.15	12.15	961
	66	KUSÁ Petra	8 APR 2007		5000m Race Walk	24:10.85	24:10.85	
	1494	MAJTÁNOVÁ Zuzana	14 JUN 2007		Triple Jump	11.71	11.71	477
	1495	OKOYEOCHA Ema Ijeoma	12 OCT 2008		Discus Throw	40.44	40.44	
					Hammer Throw (3kg)	56.11	56.11	
	1496	POPOVIČOVÁ Viviána	28 JAN 2008		2000m Steeplechase	6:59.39	6:59.39	
	1497	SLUIJPERS Kiara	15 MAY 2007		800m	2:13.26	2:13.26	629
	1498	ŠVAŇOVÁ Dominika	23 JAN 2008		Long Jump	5.88	5.88	529
					Heptathlon U18	4994	4994	
	1499	SVATÍKOVÁ Tamara	27 FEB 2007		200m	25.19	25.19	658
	1500	VASILCOVÁ Anna	14 JAN 2008		Shot Put (3kg)	13.83	13.83	
	67	ZÁMECNIKOVA Kristína	27 SEP 2007		5000m Race Walk		25:06.35	

Total Athletes:24
SWE - Sweden

	1501	ALLARD Midea	3 FEB 2008		Hammer Throw (3kg)	61.08	61.08	
	1502	ALVELIN MALM Ella	31 MAY 2008		Long Jump	6.10	6.10	234
					Triple Jump	13.04	13.04	149
	1503	BERNHARDSSON Jamilia	14 AUG 2008		200m	24.08	24.08	291

Entry List by Member Federation

Ctry	Bib	Name	Date of Birth	Height m/ft in	Event	Season Best	Personal Best	European Ranking
SWE - Sweden								
	1504	BJERSTRÖM Freja	24 JUL 2007		1500m	4:24.25	4:24.25	340
					3000m	9:39.61	9:39.61	
	1505	BJUVE Ebba-Stina	26 AUG 2007		1500m	4:28.02	4:28.02	373
	1506	BORG Matilda	21 JAN 2007		400m	56.32	55.43	430
	1507	CERNJUL Carmen	14 JUN 2007		800m	2:05.05	2:05.05	145
	1508	ECKERS Zelda	7 APR 2008		High Jump	1.78	1.78	284
	1509	ENGSTRÖM Filippa	14 FEB 2007		100m	11.77	11.77	335
	1510	ERKFELDT Lisa	1 MAY 2007		100m Hurdles (76.2cm)	13.72	13.72	340
	1511	FAKELIUS Astrid	13 MAR 2008		100m Hurdles (76.2cm)	13.85	13.85	
					400m Hurdles	1:01.63	1:01.63	246
	1512	HOLMÉN Ebba	3 FEB 2008		Pole Vault	3.70	3.70	323
	1513	JERGMAR Amilia	1 JAN 2007		Shot Put (3kg)	15.57	15.57	
	1514	JUNESTÅL Stina	20 MAY 2008		Javelin Throw (500g)	49.42	49.42	
	1515	KARLSSON Julia	24 NOV 2007		Discus Throw	45.58	45.58	281
	1516	LINDBERG Beatrice	24 AUG 2007		Hammer Throw (3kg)	60.90	60.90	
	1517	LINDBERG Elin	2 AUG 2008		Javelin Throw (500g)	55.35	55.35	
	1518	LUNDSTRÖM Stella	8 JAN 2007		Triple Jump	12.41	12.67	236
	1519	OLSSON Evelina	3 MAR 2008		Long Jump	6.19	6.19	265
					Heptathlon U18	5511	5511	
	1520	POTT Beate	5 OCT 2007		Pole Vault	4.14	4.14	137
	1521	RUNEBORG Wilda	6 MAR 2007		Heptathlon U18	5539	5539	
	1522	RUNEMAR Elin	28 APR 2007		Shot Put (3kg)	15.13	15.13	
	1523	SÖDERLUND LARSSON Majken	26 JUN 2007		2000m Steeplechase	6:46.10	6:36.01	
	1524	SZALKAI Fanny	8 OCT 2008		2000m Steeplechase	6:43.07	6:43.07	
	1525	VICTORÉN Svea	26 MAY 2007		High Jump	1.74	1.74	263
	1526	WENNOLF Ellinor	29 SEP 2008		100m	11.68	11.68	410
					200m	24.46	24.46	432

Total Athletes:26
TUR - Türkiye

		TÜRKIYE			Medley Relay		2:13.10	
	1529	BİRDEL Esmanur	26 MAY 2008					
	1533	KADANALI Duru İklim	28 SEP 2007					
	1536	ÖZKARA Zeynep	21 MAR 2008					
	1537	TAŞDELEN Reyhan	29 SEP 2007					
	1528	ALTUNBULAK İlkim	1 JAN 2007					
	1527	AKÇİÇEK Elif	13 SEP 2008		2000m Steeplechase	6:46.04	6:46.04	
	1528	ALTUNBULAK İlkim	1 JAN 2007		400m Hurdles	1:01.46	1:01.46	211
	1529	BİRDEL Esmanur	26 MAY 2008		Triple Jump	12.92	12.92	186
	1530	BOYRAZ Döndü Kübra	22 MAY 2007		3000m	9:42.89	9:42.89	
	1531	ÇİÇEK Rabiye	12 APR 2007		Javelin Throw (500g)	50.75	50.75	
	1532	DURMUŞ Esra	5 FEB 2007		1500m	4:25.20	4:25.20	245
	68	GÜVEN Şerife Berra	24 JAN 2008		5000m Race Walk	25:17.40	25:17.40	
	1533	KADANALI Duru İklim	28 SEP 2007		400m	56.95	56.95	615
					400m Hurdles	1:02.56	1:02.56	335
	1534	KUŞOĞ Birsen	27 OCT 2008		Hammer Throw (3kg)	60.12	60.12	
	1535	ÖZCAN Özlem	25 SEP 2007		Shot Put (3kg)	16.67	16.67	
	1536	ÖZKARA Zeynep	21 MAR 2008		800m	2:04.69	2:04.69	260
	1537	TAŞDELEN Reyhan	29 SEP 2007		200m	25.06	25.06	730

Total Athletes:12

Entry List by Member Federation

Ctry	Bib	Name	Date of Birth	Height m/ft in	Event	Season Best	Personal Best	European Ranking
UKR - Ukraine								
		UKRAINE			Medley Relay		2:08.33	
	1541	KOTIK Rufina	14 MAY 2008					
	1555	VOLOSHYN Nikoletta	30 JAN 2008					
	1547	OLEKSIUK Ivanna	7 JUL 2008					
	1554	STEPANIUK Uliana	2 OCT 2007					
	1552	SHVAB Yelyzaveta	16 JUN 2007					
	1538	BELCHENKO Olha	24 JUL 2007		Pole Vault	4.00	4.00	200
	1539	DUBENETS Daria	28 MAY 2007		2000m Steeplechase		7:03.09	
	1540	DZEROZHYNKA Polina	23 SEP 2008		Hammer Throw (3kg)	71.08	71.08	
	1541	KOTIK Rufina	14 MAY 2008		400m	55.33	55.33	396
	1542	KOZUB Anastasiia	18 JUL 2007		High Jump	1.74	1.74	306
	1543	KUNYCHAK Sofiia	14 OCT 2007		Pole Vault	3.70	3.70	283
	1544	LAPA Valeriia	12 OCT 2008		Long Jump	5.87	5.87	676
	1545	LIUBANSKA Oleksandra	12 JUL 2007		800m	2:11.89	2:11.89	499
	1546	LYMAN Vitalina	28 JAN 2008		High Jump	1.74	1.74	332
	1547	OLEKSIUK Ivanna	7 JUL 2008		400m	55.23	55.23	340
	1548	OLIADNICHUK Maryna	6 JUL 2007		400m Hurdles	1:02.42	1:02.42	353
	1549	SHAPOVALOVA Tetiana	25 JAN 2007		400m Hurdles	1:02.18	1:02.18	321
	1550	SHEPEL Anhelina	14 JUL 2008		Shot Put (3kg)	17.62	17.62	113
	1551	SHEVCHENKO Anna	11 OCT 2007		Long Jump	5.87	5.87	565
	1552	SHVAB Yelyzaveta	16 JUN 2007		100m	11.82	11.82	347
	1553	SKOCHENKO Ilona	29 JUN 2008		Hammer Throw (3kg)	62.05	62.05	
	1554	STEPANIUK Uliana	2 OCT 2007		100m	11.60	11.60	279
					200m	24.13	24.13	403
	69	TKACHUK Veronika	3 AUG 2008		5000m Race Walk	24:36.41	24:36.41	
	1555	VOLOSHYN Nikoletta	30 JAN 2008		200m	24.33	24.33	394
	70	YUSHCHENKO Daryna	21 MAR 2007		5000m Race Walk	25:13.73	25:13.73	
	Total Athletes:20							

Entry List by Event and Bib
REVISED
18 JUL 7:49

Bib	Name	Ctry Code	Date of Birth	Season Best	Personal Best	Qualifying Best	European Ranking
118	VANDEZANDE Rune	BEL	27 JUN 2007	10.59	10.59	10.59	566
133	BATISTIĆ Toma	CRO	6 MAY 2007	10.73	10.73	10.73	734
144	MICHAEL Konstantinos	CYP	11 MAR 2008	10.73	10.73	10.73	704
141	CHRISTOFIDES Lambros	CYP	15 DEC 2008	10.79	10.79	10.79	738
163	VOJÁČEK Filip	CZE	1 JAN 2007	10.60	10.60	10.60	418
166	GØHRING Magnus Kyster	DEN	1 JAN 2007	10.88	10.88	10.88	
176	CHUCKWENEKA Samuel	ESP	6 JAN 2007	10.54	10.54	10.54	320
198	OLMEDO Alvaro	ESP	16 MAY 2007	10.57	10.57	10.57	572
211	PETROGRADOV Dmitri	EST	2 DEC 2007	10.69	10.69	10.69	662
227	MÄKITALO Tomi	FIN	26 MAY 2007	10.65	10.65	10.65	633
270	MASTERS Joel	GBR	15 SEP 2007	10.40	10.40	10.40	237
258	AJAYI Joel	GBR	24 OCT 2007	10.56	10.56	10.56	340
297	KEMMINER Jakob	GER	5 JAN 2007	10.40	10.40	10.40	254
318	TRÖSTER Ben	GER	20 SEP 2007	10.74	10.74	10.74	725
323	ZIBLIM-BAENA Zacarias	GIB	31 OCT 2008				
344	STAMATAKOS Konstantinos	GRE	8 AUG 2007	10.82	10.82	10.82	1092
329	GEORGANTAS Filippos	GRE	5 JUN 2007	10.87	10.87	10.87	1034
361	KALICS Krisztián	HUN	9 JAN 2008	10.86	10.86	10.86	1252
392	SYKES Ben	IRL	8 AUG 2008	10.80	10.80	10.80	1123
430	PALA Francis	ITA	8 OCT 2007	10.66	10.66	10.66	561
425	MAZZILLI Valerio	ITA	23 NOV 2007	10.72	10.72	10.72	748
456	KOLUPAILA Martynas	LTU	30 JUL 2008	10.82	10.82	10.82	1024
468	ALEKSOVSKI Marko	MKD	22 JUN 2007	10.95	10.95	10.95	
472	BOTTIN Teo	MON	12 JUL 2007		11.83	11.83	
475	LAKER DEWINDT Raminge	NED	1 JAN 2008	10.54	10.54	10.54	987
481	SAMBO Zion	NED	7 MAR 2008	10.68	10.68	10.68	900
488	EKENE NORDLIE Christopher	NOR	7 JUN 2007	10.69	10.69	10.69	635
505	DYMIŃSKI Nikodem	POL	25 FEB 2008	10.76	10.76	10.76	1028
516	KRAKOWSKI Eryk	POL	7 DEC 2008	10.77	10.77	10.77	878
557	MILITARU Mihai Adrian	ROU	1 JAN 2007	10.78	10.78	10.78	871
584	FRANCINI Matias	SMR	18 JUL 2007	11.07	11.07	11.07	
595	BEGUM Ashik	SUI	28 APR 2007	10.69	10.69	10.69	802
599	EMERY Sébastien	SUI	6 FEB 2007	10.78	10.78	10.78	903
632	SAUER Filip	SVK	5 JAN 2007	10.99	10.99	10.99	1690
650	RADOSAVLJEVIC KUSLJIC Nino	SWE	25 JAN 2008	10.81	10.81	10.81	1300
643	KENNON Liam	SWE	23 NOV 2007	10.89	10.89	10.89	
680	MUDRYK Yurii	UKR	5 APR 2007	10.86	10.86	10.86	1082

Total number of entries: 37
Updates in CZE athletes for 400 Hurdles Men, bib 158 and 161 marks with hurdles 0.94

ATH----- C32C1 1.1

Report Created THU 18 JUL 2024 7:49

Page 1/48

PREMIUM PARTNER 		BROADCAST PARTNERS  		INSTITUTIONAL PARTNERS      			
MOBILITY PARTNER 		PARTNERS   		OFFICIAL SUPPLIERS    			

Entry List by Event and Bib
REVISED
18 JUL 7:49

Bib	Name	Ctry Code	Date of Birth	Season Best	Personal Best	Qualifying Best	European Ranking
102	BORNEMANN Gabriel	AUT	1 JAN 2007	21.89	21.89	21.89	672
128	TSVETANOV Deyan	BUL	12 MAR 2008	22.94	22.36	22.36	
134	DIMIĆ Roko	CRO	23 APR 2007	21.55	21.55	21.55	558
133	BATISTIĆ Toma	CRO	6 MAY 2007	21.79	21.79	21.79	502
132	BARTOLINČIĆ Mihael	CRO	12 FEB 2007	21.81	21.81	21.81	574
141	CHRISTOFIDES Lambros	CYP	15 DEC 2008	21.71	21.71	21.71	526
146	PETASIS Evangelos	CYP	18 APR 2007	21.73	21.73	21.73	594
163	VOJÁČEK Filip	CZE	1 JAN 2007	21.33	21.33	21.33	233
159	ŠULC Adam	CZE	1 JAN 2007	21.37	21.37	21.37	283
168	KÆRHØG Samuel	DEN	30 OCT 2007	21.86	21.86	21.97	614
194	LOPEZ Jan	ESP	30 OCT 2007	21.57	21.57	21.57	400
185	FERNANDEZ Hugo	ESP	22 JUN 2008	21.61	21.61	21.61	361
176	CHUCKWENEKA Samuel	ESP	6 JAN 2007	22.03	21.92	21.92	
214	RAUD Ats	EST	18 FEB 2007	22.27	22.27	22.32	
215	AAKKO Perttu	FIN	27 AUG 2007	22.07	22.07	22.07	
227	MÄKITALO Tomi	FIN	26 MAY 2007	22.08	22.08	22.08	920
274	ODEY-JORDAN Jake	GBR	22 DEC 2007	20.55	20.55	20.55	53
276	TUGWELL Aron	GBR	17 APR 2007	21.41	21.41	21.41	328
280	GRIGORYAN Andro	GEO	26 OCT 2007	22.74	22.74	22.74	
312	SCHUSTER Louis	GER	30 JUL 2007	21.35	21.35	21.35	187
317	STROH Philip	GER	29 MAR 2007	21.55	21.55	21.55	399
336	KRIZEAS Panagiotis	GRE	18 JUL 2007	22.11	22.11	22.11	829
337	LAZAKIS Konstantinos	GRE	19 OCT 2007	22.13	22.13	22.13	924
367	NÁDAS Balázs	HUN	5 MAY 2008	22.14	22.14	22.14	
378	BURKE Joe	IRL	19 JAN 2008	21.42	21.42	21.42	381
429	NAPPI Diego	ITA	10 AUG 2007	20.79	20.79	20.79	167
409	CAPORUSSO Fabrizio	ITA	8 FEB 2007	21.39	21.39	21.39	403
446	RENCIS Agris Rūdolfs	LAT	14 JUN 2007	21.91	21.91	22.39	
453	ANINKEVIČIUS Tadas	LTU	8 JAN 2008	22.10	22.10	22.19	859
456	KOLUPAILA Martynas	LTU	30 JUL 2008	22.15	22.15	22.15	798
467	GRIGOROVSCII Chirill	MDA	17 NOV 2007	22.19	22.19	22.19	
471	GRECH Andrea	MLT	1 JAN 2008	22.82	22.82	22.82	
484	ALTMANN OPUAMA Benjamin	NOR	27 AUG 2008	21.44	21.44	21.44	469
486	DAHNS Richard Parwon	NOR	10 MAR 2007	21.79	21.79	21.79	
507	FOREMNY Jakub	POL	24 JUL 2007	21.66	21.66	21.66	
527	WOJTASIK Aleksander	POL	1 AUG 2007	21.80	21.80	21.80	415
533	AFONSO Pedro	POR	10 JAN 2007	21.90	21.28	21.28	255
545	PEREIRA David	POR	17 APR 2008	22.29	22.29	22.29	
557	MILITARU Mihai Adrian	ROU	1 JAN 2007	21.32	21.32	21.32	410
549	BANICIOIU Jessus Armando	ROU	1 JAN 2008	21.35	21.35	21.35	445
565	BOŽIČ Žiga	SLO	1 JAN 2007	21.72	21.72	21.72	396
574	MIHEVC GRABNAR Urban	SLO	1 JAN 2007	22.25	22.25	22.25	
598	EGHAGHA Akira	SUI	6 DEC 2007	21.06	21.06	21.06	195
600	GABIOUD Mathieu	SUI	1 JAN 2007	22.02	22.02	22.02	628
606	LAFRANCHI Leonardo	SUI	1 JAN 2007	22.11	22.11	22.11	
632	SAUER Filip	SVK	5 JAN 2007	22.07	22.07	22.07	724
626	JANURA Richard	SVK	1 JAN 2008	22.35	22.35	22.35	
629	KREPOP Samuel	SVK	15 JAN 2007	22.40	22.40	22.40	
649	PERSSON Bram	SWE	13 AUG 2007	21.54	21.54	21.54	634

Updates in CZE athletes for 400 Hurdles Men, bib 158 and 161 marks with hurdles 0.94

ATH----- C32C1 1.1

Report Created THU 18 JUL 2024 7:49

Page 2/48

PREMIUM PARTNER 		BROADCAST PARTNERS  		INSTITUTIONAL PARTNERS      	
MOBILITY PARTNER 		PARTNERS   		OFFICIAL SUPPLIERS     	

Entry List by Event and Bib

REVISED
18 JUL 7:49

Bib	Name	Ctry Code	Date of Birth	Season Best	Personal Best	Qualifying Best	European Ranking
638	BEVANDA Ivano	SWE	21 FEB 2007	21.69	21.69	21.69	336
657	BOSTAN Baturalp	TUR	6 SEP 2007	22.07	22.07	22.07	563
680	MUDRYK Yurii	UKR	5 APR 2007	22.06	22.06	22.06	937
679	MARKEVYCH Daniil	UKR	10 FEB 2007	22.16	22.16	22.16	928

















Total number of entries: 53

Updates in CZE athletes for 400 Hurdles Men, bib 158 and 161 marks with hurdles 0.94

ATH----- C32C1 1.1

Report Created THU 18 JUL 2024 7:49

Page 3/48

PREMIUM PARTNER		BROADCAST PARTNERS			INSTITUTIONAL PARTNERS													
																		
MOBILITY PARTNER		PARTNERS			OFFICIAL SUPPLIERS													
																		

Entry List by Event and Bib
REVISED
18 JUL 7:49

Bib	Name	Ctry Code	Date of Birth	Season Best	Personal Best	Qualifying Best	European Ranking
106	LOCSMANDY Markus	AUT	24 JUL 2007	49.79	49.79	49.79	
136	JEZERNIK Dominik	CRO	5 FEB 2007	47.59	47.59	47.59	339
137	PLIŠKO Noa	CRO	15 OCT 2007	49.33	49.33	49.33	745
155	MAREŠ Lukáš	CZE	1 JAN 2007	47.84	47.84	47.84	376
165	BANKE JØRGENSEN Christoffer	DEN	2 OCT 2007	48.50	48.50	48.50	480
169	ROSENDAL Toke	DEN	27 APR 2007	48.58	48.58	48.58	
197	NUÑEZ Alejandro	ESP	5 FEB 2007	47.38	47.38	47.38	435
178	CRESPO Oscar	ESP	1 MAR 2007	47.90	47.90	47.90	470
225	MÄKINIEMI Aapo	FIN	4 FEB 2007	49.60	49.60	49.60	
251	KLEMENIC Milann	FRA	6 SEP 2007	47.27	47.27	47.27	187
241	BOUHOUCHE Rayan	FRA	5 MAY 2007	48.12	48.12	48.12	439
288	FATYGA Michal	GER	1 JAN 2007	47.59	47.59	47.59	320
313	STADLER Milan	GER	1 JAN 2007	48.22	48.22	48.22	617
325	BERTOLIS Panagiotis	GRE	14 APR 2007	48.98	48.98	48.98	763
370	SÁRAY Péter Csaba	HUN	17 APR 2007	48.09	48.09	48.09	393
384	KELLY Conor	IRL	17 JUL 2007	47.23	47.23	47.23	254
418	FUMAGALLI Riccardo	ITA	29 JUL 2007	47.68	47.68	47.68	363
432	SALEMI Daniele	ITA	24 OCT 2007	48.04	48.04	48.04	425
442	LAMBA Emīls	LAT	13 AUG 2007	47.65	47.65	47.65	251
467	GRIGOROVSCII Chirill	MDA	17 NOV 2007	49.31	49.31	49.31	692
495	SØGÅRD LEHMANN Sondre	NOR	22 JUN 2007	49.13	49.13	49.13	
496	SOLHEIM SOLLID Elias	NOR	9 FEB 2007	49.42	49.42	49.42	
526	STRZELECKI Stanisław	POL	21 JAN 2007	47.24	47.24	47.24	166
500	ADAMCZYK Bartłomiej	POL	13 JUN 2007	47.78	47.78	47.78	308
537	CONCEIÇÃO Afonso	POR	1 JAN 2007	49.62	49.62	49.62	
559	MOISE Andrei-Alexandru	ROU	1 JAN 2008	48.59	48.59	48.59	
578	RENER Lenart	SLO	14 SEP 2007	48.50	48.50	48.50	468
577	NOVŠAK Jakob	SLO	1 JAN 2007	48.85	48.85	48.85	551
592	STANKOVIĆ Filip	SRB	28 MAY 2007	49.21	49.21	49.21	654
618	TÖNZ Alessandro	SUI	1 JAN 2007	49.79	49.79	49.79	
629	KREPOP Samuel	SVK	15 JAN 2007	49.41	49.41	49.41	630
634	VOLEK Teodor	SVK	27 JUN 2008	49.56	49.56	49.56	728
645	LINDER Andreas	SWE	4 APR 2007	49.15	49.15	49.15	674
659	ENDAMLI Kerem	TUR	27 JUL 2007	49.64	49.64	49.64	802
687	VOVCHENKO Volodymyr	UKR	24 OCT 2007	48.83	48.83	48.83	592
670	EISMONT Artur	UKR	16 FEB 2007	49.85	49.85	49.85	

Total number of entries: 36
Updates in CZE athletes for 400 Hurdles Men, bib 158 and 161 marks with hurdles 0.94

ATH-----C32C1 1.1

Report Created THU 18 JUL 2024 7:49

Page 4/48

PREMIUM PARTNER 		BROADCAST PARTNERS  		INSTITUTIONAL PARTNERS      	
MOBILITY PARTNER 		PARTNERS   		OFFICIAL SUPPLIERS     	

Entry List by Event and Bib
REVISED
18 JUL 7:49

Bib	Name	Ctry Code	Date of Birth	Season Best	Personal Best	Qualifying Best	European Ranking
107	MESI Julian	AUT	1 JAN 2007	1:54.07	1:54.07	1:54.07	
114	MARCHANDISE Pierre	BEL	22 SEP 2007	1:50.53	1:50.53	1:50.53	448
109	BARRA Lucas	BEL	7 AUG 2007	1:52.34	1:52.34	1:52.34	533
139	VUKOBRATOVIĆ Luka	CRO	9 JUL 2007	1:54.18	1:54.18	1:54.18	714
147	SWARAY S. Baba	CYP	1 JAN 2007	1:54.39	1:54.39	1:54.39	895
164	VOLNÝ Tomáš	CZE	1 JAN 2007	1:50.84	1:50.84	1:50.84	463
152	HÜBNER Richard	CZE	1 JAN 2007	1:51.61	1:51.61	1:51.61	630
172	THØGERSEN William	DEN	6 APR 2008	1:54.31	1:54.31	1:54.31	
174	CALLADO Sergio	ESP	12 DEC 2007	1:50.56	1:50.56	1:50.56	491
175	CEBALLOS Aaron	ESP	15 DEC 2007	1:50.89	1:50.89	1:50.89	391
196	MUÑOZ Alejandro	ESP	4 SEP 2007	1:51.61	1:51.61	1:51.61	526
228	MONONEN Lauri	FIN	9 JUL 2007	1:54.76	1:54.76	1:54.76	1031
221	KORVENPÄÄ Justus	FIN	28 JAN 2008	1:55.26	1:55.26	1:55.26	924
244	COUTINHO Maxence	FRA	18 AUG 2007	1:50.56	1:50.56	1:50.56	470
243	BURGUE Nolhan	FRA	14 JUL 2007	1:50.67	1:50.67	1:50.67	310
271	MCKENNA Matthew	GBR	16 JUN 2007	1:48.81	1:48.81	1:48.81	377
278	WATERWORTH Tom	GBR	21 JUL 2007	1:48.94	1:48.94	1:48.94	279
273	MUNGIN Joshua	GBR		1:49.87	1:49.87	1:49.87	319
295	HOYER Piet	GER	15 SEP 2007	1:50.93	1:50.93	1:50.93	376
303	MERHEIM Jan Emanuel	GER	1 JAN 2007	1:52.40	1:52.40	1:52.40	684
343	SALPAS Vasileios	GRE	24 AUG 2007	1:52.94	1:52.94	1:52.94	586
333	KATSELIS Aristeidis	GRE	22 FEB 2007	1:53.91	1:53.91	1:53.91	771
350	BABICS Marcell	HUN	14 JUN 2007	1:53.02	1:53.02	1:53.02	623
352	BEKE Dávid	HUN	1 MAY 2007	1:53.71	1:53.71	1:53.71	625
358	FURDA Botond	HUN	27 SEP 2007	1:55.37	1:55.37	1:55.37	1017
387	MORE Bobby	IRL	25 SEP 2007	1:53.30	1:53.30	1:53.30	687
390	O' DONNELL Daire	IRL	19 MAR 2007	1:53.85	1:53.85	1:53.85	627
403	SOLNIK Yair	ISR	27 MAR 2007	1:54.33	1:54.33	1:54.33	
411	CASONI Alessandro	ITA	2 SEP 2007	1:49.46	1:49.46	1:49.46	508
428	MOSER Alessandro	ITA	7 SEP 2007	1:51.66	1:51.66	1:51.66	494
451	VANADZIŅŠ Rūdolfs	LAT	5 OCT 2007	1:55.23	1:55.23	1:55.23	1028
457	KUKŠTA Titas	LTU	29 JAN 2007	1:56.22	1:56.22	1:56.22	1007
466	GHEREG Stanislav	MDA	23 MAR 2007	1:55.78	1:55.78	1:55.78	
490	JOHANSSON HAUGE Lars	NOR	12 JUN 2007	1:52.76	1:52.76	1:52.76	571
530	ZACZYK Lukasz	POL	18 MAR 2007	1:49.60	1:49.60	1:49.60	237
525	SŁOWIKOWSKI Sebastian	POL	1 NOV 2007	1:52.76	1:52.76	1:52.76	
541	LEMOs Pedro	POR	16 APR 2007	1:53.84	1:53.84	1:53.84	795
546	PRATES Martim	POR	4 FEB 2007	1:54.65	1:54.65	1:54.65	
556	GLAVAN Alin Ionut Florentin	ROU	1 JAN 2007	1:53.77	1:53.77	1:53.77	
554	COZMA George	ROU	16 FEB 2007	1:53.86	1:53.86	1:53.86	838
572	LAKOŠELJAC Benjamin	SLO	1 JAN 2007	1:49.27	1:49.27	1:49.27	359
609	MEX Théo	SUI	1 JAN 2008	1:54.11	1:54.11	1:54.11	
605	KULL Ben	SUI	1 JAN 2007	1:55.91	1:55.91	1:55.91	
627	KRAJČÍK Michal	SVK	7 AUG 2007	1:53.96	1:53.96	1:53.96	
622	CSIKÓS Peter	SVK	19 JUL 2007	1:54.36	1:54.36	1:54.36	730
635	ÅHMAN Jacob	SWE	29 MAY 2007	1:52.67	1:52.67	1:52.67	614
642	KARLSSON Vilmer	SWE	11 JUN 2007	1:54.24	1:54.24	1:54.24	
665	ÖZMEZ Yiğit	TUR	23 APR 2008	1:54.32	1:54.32	1:54.32	






Total number of entries: 48

Updates in CZE athletes for 400 Hurdles Men, bib 158 and 161 marks with hurdles 0.94

ATH----- C32C1 1.1

Report Created THU 18 JUL 2024 7:49

Page 5/48

PREMIUM PARTNER 		BROADCAST PARTNERS  		INSTITUTIONAL PARTNERS      	
MOBILITY PARTNER 		PARTNERS   		OFFICIAL SUPPLIERS     	

Entry List by Event and Bib
REVISED
18 JUL 7:49

Bib	Name	Ctry Code	Date of Birth	Season Best	Personal Best	Qualifying Best	European Ranking
119	WACHTELAER Tijl	BEL	20 MAR 2007	3:51.17	3:51.17	3:51.17	613
111	DRUEZ Ilyes	BEL	18 MAR 2008	3:51.92	3:51.92	3:51.92	586
160	TOUL Filip	CZE	2 AUG 2007	3:40.98	3:40.98	3:40.98	193
171	SMED GRØNKJÆR Sebastian	DEN	7 JUN 2008	3:55.28	3:55.28	3:55.28	638
172	THØGERSEN William	DEN	6 APR 2008	3:56.17	3:56.17	3:56.17	687
190	GONZALEZ Alvaro	ESP	6 APR 2007	3:50.01	3:50.01	3:50.01	456
186	FERNANDEZ Iker	ESP	26 JUN 2007	3:51.78	3:51.78	3:51.78	562
216	AHLFORS Aleks	FIN	9 APR 2007	3:55.92	3:55.92	3:55.92	
236	ABRAHAM Alois	FRA	25 JUL 2008	3:44.41	3:44.41	3:44.41	
256	OUBASSOUR Jasim	FRA	9 APR 2007	3:51.45	3:51.45	3:51.45	
266	GRIME Evan	GBR	18 NOV 2008	3:47.72	3:47.72	3:47.72	466
268	LENNON Alex	GBR	28 APR 2008	3:48.17	3:48.17	3:48.17	486
316	STRAUB Aik	GER	5 JUL 2007	3:54.34	3:54.34	3:54.34	
331	GONTICAS Konstantinos	GRE	6 OCT 2007	3:55.78	3:55.78	3:55.78	
326	BILIANOS Nikolaos	GRE	19 SEP 2007	3:58.76	3:58.76	3:58.76	
376	VERES Patrik László	HUN	26 FEB 2008	3:58.54	3:58.54	3:58.54	
386	MCFADDEN Caolan	IRL	6 MAY 2007	3:52.19	3:52.19	3:52.19	
389	O'DONNELL Shea	IRL	2 AUG 2007	3:55.68	3:55.68	3:55.68	
400	HENZEL Arbel	ISR	22 JAN 2008	3:55.21	3:55.21	3:55.21	653
434	SERAFINI Riccardo	ITA	20 DEC 2007	3:54.06	3:54.06	3:54.06	
412	CAVAZZUTI Luca	ITA	5 MAR 2008	3:54.42	3:54.42	3:54.42	
470	DEBATTISTA Michael	MLT	16 FEB 2007	3:57.57	3:57.57	3:57.57	
483	VAN KEULEN Sam	NED		3:51.39	3:51.39	3:51.39	
480	REWIJK Rink	NED	1 JAN 2007	3:51.44	3:51.44	3:51.44	595
494	ØYEN Magnus	NOR	26 APR 2007	3:45.21	3:45.21	3:45.21	350
499	SUNDE FØRDE Åsmund	NOR	11 JAN 2007	3:50.81	3:50.81	3:50.81	484
513	JAROSZ Antoni	POL	14 FEB 2007	3:56.47	3:56.47	3:56.47	
521	OLEJNIK Mikołaj	POL	9 SEP 2007	3:56.72	3:56.48	3:56.48	
548	SILVA João	POR	11 JUL 2007	3:57.26	3:57.26	3:57.26	
539	GOMES Afonso	POR	17 MAR 2008	3:57.60	3:57.60	3:57.60	689
560	MOLDOVAN Matei	ROU	1 JAN 2008	3:55.71	3:55.71	3:55.71	
566	BRINJEVEC Žiga	SLO	20 MAR 2007	3:52.75	3:52.75	3:52.75	
587	ČATOVIĆ Aldin	SRB	6 APR 2007	3:46.42	3:46.42	3:46.42	235
604	HUANCA Quispe Eric	SUI	1 JAN 2008	3:56.46	3:56.46	3:56.46	674
612	OSTER Petter	SUI	1 JAN 2007	3:56.50	3:56.50	3:56.50	
625	IVANČÍK Dominik	SVK	9 APR 2008	3:57.75	3:57.75	3:57.75	
641	GRAHN Wilmer	SWE	13 APR 2007	3:54.41	3:54.41	3:54.41	646
663	ODACI Mert Hanifi	TUR	16 JUN 2007	3:55.39	3:55.39	3:55.39	673

Total number of entries: 38
Updates in CZE athletes for 400 Hurdles Men, bib 158 and 161 marks with hurdles 0.94

ATH----- C32C1 1.1

Report Created THU 18 JUL 2024 7:49

Page 6/48

PREMIUM PARTNER 		BROADCAST PARTNERS  		INSTITUTIONAL PARTNERS      	
MOBILITY PARTNER 		PARTNERS   		OFFICIAL SUPPLIERS     	

Entry List by Event and Bib

REVISED
18 JUL 7:49

Bib	Name	Ctry Code	Date of Birth	Season Best	Personal Best	Qualifying Best	European Ranking
116	RENDERS Willem	BEL	7 FEB 2007	8:22.09	8:22.09	8:22.09	
160	TOUL Filip	CZE	2 AUG 2007	8:09.11	8:09.11	8:09.11	
171	SMED GRØNKJÆR Sebastian	DEN	7 JUN 2008	8:28.44	8:28.44	8:28.44	
173	CABANILLES Xavi	ESP	23 NOV 2008	8:42.10	8:27.36	8:27.36	
216	AHLFORS Aleks	FIN	9 APR 2007	8:24.71	8:24.71	8:24.71	
240	BESNARD Romain	FRA	14 MAY 2007	8:23.36	8:23.36	8:23.36	
249	GUERIN Ewen	FRA	5 SEP 2007	8:24.02	8:24.02	8:24.02	
261	CONWAY Liam	GBR	7 MAR 2007	8:14.71	8:14.71	8:14.71	
269	MACDONALD Oliver	GBR	15 JUL 2007	8:15.68	8:15.68	8:15.68	
263	DACK Alex	GBR	6 MAR 2007	8:16.43	8:16.43	8:16.43	
298	KLONOWSKI Benjamin	GER	4 AUG 2007	8:26.55	8:26.55	8:26.55	
308	SAVEUR Levin	GER	11 SEP 2007	8:27.20	8:27.20	8:27.20	
299	KLOSE Paul	GER	1 JAN 2007	8:28.57	8:28.57	8:28.57	
360	KALÁSZ Bertold	HUN	28 MAR 2007	8:23.97	8:23.97	8:23.97	
383	HARRIS Noah	IRL	30 MAY 2007	8:16.50	8:16.50	8:16.50	
382	GLEESON Cillian	IRL	15 FEB 2007	8:20.84	8:20.84	8:20.84	
408	BORROMINI Vittore Simone	ITA	18 AUG 2007	8:10.78	8:10.78	8:10.78	364
414	COPPOLA Marco	ITA	2 APR 2007	8:19.38	8:19.38	8:19.38	
494	ØYEN Magnus	NOR	26 APR 2007	8:08.27	8:08.27	8:08.27	181
485	BUNCIC Lukas	NOR	27 DEC 2007	8:21.95	8:21.95	8:21.95	
498	STORM REGBO GULBRANDSEN Philip	NOR	24 JUL 2007	8:23.82	8:23.82	8:23.82	
587	ČATOVIĆ Aldin	SRB	6 APR 2007	8:12.76	8:12.76	8:12.76	
647	LÖRSTAD Sebastian	SWE	17 APR 2008	8:18.15	8:18.15	8:18.15	444
641	GRAHN Wilmer	SWE	13 APR 2007	8:24.13	8:24.13	8:24.13	
660	KANLI Furkan	TUR	15 SEP 2007	8:27.60	8:27.60	8:27.60	














Total number of entries: 25

Updates in CZE athletes for 400 Hurdles Men, bib 158 and 161 marks with hurdles 0.94

ATH-----C32C1 1.1

Report Created THU 18 JUL 2024 7:49

Page 7/48

<p>PREMIUM PARTNER</p> 		<p>BROADCAST PARTNERS</p>  		<p>INSTITUTIONAL PARTNERS</p>      	
<p>MOBILITY PARTNER</p> 		<p>PARTNERS</p>   		<p>OFFICIAL SUPPLIERS</p>     	

Entry List by Event and Bib
REVISED
18 JUL 7:49

Bib	Name	Ctry Code	Date of Birth	Season Best	Personal Best	Qualifying Best	European Ranking
113	JANSSENS Arthur	BEL	15 APR 2007	5:53.90	5:53.90	5:53.90	
150	ČERVINKA Adam	CZE	1 JAN 2007	5:49.21	5:49.21	5:49.21	
153	KAČUR Dan	CZE	1 JAN 2007	5:55.69	5:55.69	5:55.69	
181	DOMINGO Alejandro	ESP	24 JUL 2007	5:40.00	5:40.00	5:40.00	
206	TORREGROSSA Marti	ESP	20 JUL 2007	5:42.41	5:42.41	5:42.41	
182	EL ASRI Bakr	ESP	28 JAN 2007	5:43.34	5:41.30	5:41.30	
253	LIGIER Timeo	FRA	13 APR 2007	5:52.54	5:52.54	5:52.54	
275	THOMAS Iwan	GBR	13 APR 2007	5:49.17	5:49.17	5:49.17	
272	MILLARD Dillon	GBR	25 FEB 2007	5:51.88	5:51.88	5:51.88	
306	RÖDEL Jakob	GER	25 JUL 2007	5:50.95	5:50.95	5:50.95	
292	GUTOWSKI Moritz	GER	29 AUG 2007	5:54.03	5:54.03	5:54.03	
320	VOGGENREITER Marco	GER	12 JUL 2007	5:55.08	5:55.08	5:55.08	
349	VARDAS Emmanouil	GRE	26 NOV 2007	5:58.09	5:58.09	5:58.09	
341	PIPINIS Angelos-Sarantis	GRE	3 APR 2007	6:02.70	6:02.70	6:02.70	
368	PETRÓ Ádám	HUN	27 JUL 2007	5:56.88	5:56.88	5:56.88	
375	VÉGH Zsombor	HUN	22 JAN 2007	6:00.33	6:00.33	6:00.33	
394	URSACHI Matei	IRL	19 APR 2007	6:01.03	6:01.03	6:01.03	
383	HARRIS Noah	IRL	30 MAY 2007			5:49.89	
401	LESTER Yeshaya	ISR	13 JUN 2007	6:02.68	6:02.68	6:02.68	
404	AMBROSIO Riccardo	ITA	30 SEP 2007	5:49.57	5:49.57	5:49.57	
413	COPPOLA Luca	ITA	2 APR 2007	5:50.07	5:50.07	5:50.07	
439	DZOSENS Ralfs	LAT	3 SEP 2007	6:01.05	6:01.05	6:04.22	
445	REINFELDS Emīls Matiass	LAT	6 MAR 2007	6:04.15	6:03.24	6:03.24	
462	PECHON Damien	LUX	1 JAN 2008	6:11.89	6:11.89	6:11.89	
474	ENGELS Ivar	NED		5:56.84	5:56.84	5:56.84	
485	BUNCIC Lukas	NOR	27 DEC 2007	5:49.15	5:49.15	5:49.15	
497	SØRSTAD Haakon Kamlesh Heltzer	NOR	1 MAR 2008	5:55.55	5:55.55	5:55.55	
489	HAGEN Ulrik Jåvoll	NOR	1 JAN 2008	5:58.36	5:58.36	5:58.36	
509	GAJDUS Michał	POL	10 JAN 2008	6:00.64	6:00.64	5:57.69	
506	FILIPEK Jakub	POL	24 JAN 2008	6:00.94	6:00.94	6:00.94	
542	OLIVEIRA Afonso	POR	4 OCT 2007	6:02.40	6:02.40	6:02.40	
543	OLIVEIRA Leonardo	POR	4 MAY 2007	6:05.16	6:05.16	6:05.16	
567	DJAIP BARTOLJ Tjaž	SLO	15 OCT 2007	5:59.02	5:59.02	5:59.02	
573	MIHALIČ Lenart	SLO	1 JAN 2008	6:06.47	6:06.47	6:06.47	
611	OESCHGER Lars	SUI	1 JAN 2007	5:53.91	5:53.91	5:53.91	
616	THÉOTIME Popea	SUI	1 JAN 2008	5:54.74	5:54.74	5:54.74	
615	STRICKER Alex	SUI	1 JAN 2008	6:04.17	6:04.17	6:04.17	
662	KUNDAKÇI Musab	TUR	7 JAN 2007	5:47.54	5:47.54	5:47.54	
663	ODACI Mert Hanifi	TUR	16 JUN 2007	5:48.20	5:48.20	5:48.20	
677	LYSENKO Denys	UKR	4 JAN 2007	6:00.50	6:00.50	6:00.50	



Total number of entries: 40

Updates in CZE athletes for 400 Hurdles Men, bib 158 and 161 marks with hurdles 0.94

ATH----- C32C1 1.1

Report Created THU 18 JUL 2024 7:49

Page 8/48

PREMIUM PARTNER 		BROADCAST PARTNERS  		INSTITUTIONAL PARTNERS      	
MOBILITY PARTNER 		PARTNERS   		OFFICIAL SUPPLIERS     	

Entry List by Event and Bib
REVISED
18 JUL 7:49

Bib	Name	Ctry Code	Date of Birth	Season Best	Personal Best	Qualifying Best	European Ranking
103	BRIEL Raphael	AUT	1 JAN 2007	14.25	14.25	14.25	
112	FRANZINI Rafael	BEL	17 JUL 2008	13.89	13.89	13.89	
126	KASABOV Hristiyan	BUL	22 NOV 2007	13.53	13.53	13.53	
131	ZDRAVKOV Zdravko	BUL	9 AUG 2007	14.25	14.25	14.25	
145	PAPANIKOLAOU Nikolas	CYP	1 JAN 2007	14.33	14.33	14.33	
148	ZINONOS Charalampos	CYP	1 JAN 2007	14.37	14.37	14.37	
159	ŠULC Adam	CZE	1 JAN 2007	13.77	13.77	13.77	
154	KOPTÍK Lukáš	CZE	1 JAN 2007	13.86	13.86	13.86	
199	PEREZ Anthony Yunier	ESP	29 JUN 2008	13.38	13.38	13.38	
205	STEFANOV Mario	ESP	24 APR 2007	13.42	13.42	13.42	
209	KONSO Tristan	EST	4 DEC 2007	13.65	13.59	13.59	
210	PALMSAAR Kaspar	EST	7 AUG 2007	14.11	14.11	14.11	
224	LEPPÄNEN Nuutti	FIN	12 DEC 2008	14.04	14.04	14.04	
235	TARVONEN Touko	FIN	12 DEC 2007	14.33	14.33	14.33	
246	DOMERGUE Lucas	FRA	13 AUG 2008	13.37	13.37	13.37	
242	BRULBAULT Mahmood	FRA	18 FEB 2007	13.49	13.49	13.49	
279	WRIGHT Toby	GBR		13.48	13.48	13.48	
286	DÖRING Arne	GER	1 JAN 2007	13.62	13.62	13.62	
294	HILDEBRAND Marc Leonard	GER	18 APR 2008	13.68	13.68	13.68	
345	TASKOUDIS Ioannis	GRE	30 JUN 2008	14.10	14.10	14.10	
377	ZEMEN Zalán	HUN	5 NOV 2007	14.11	14.11	14.11	
363	KIS Roland	HUN	6 FEB 2008	14.29	14.29	14.29	
396	ABIE Netzanet	ISR	1 JAN 2007	13.95	13.95	13.95	
397	AQWA Liam	ISR	11 JUL 2008	14.22	14.22	14.22	
417	ESCALONA Kyan Daniel Duffy	ITA	25 OCT 2007	13.45	13.45	13.45	
420	GHEDINA Alberico	ITA	12 APR 2007	13.71	13.71	13.71	
449	STRELKOVŠ Eduards	LAT	21 FEB 2007	14.43	14.43	14.43	
460	HELMINGER Shaheen	LUX	1 JAN 2007	14.22	14.22	14.22	
461	JOLY Till	LUX	1 JAN 2008	14.34	14.34	14.34	
479	PUTTER Jim	NED	1 JAN 2007	13.95	13.95	13.95	
493	OMMUNDSEN JOHNSEN Anthony	NOR	4 FEB 2007	14.07	14.07	14.07	
491	LE FJELD Markus	NOR	4 APR 2007	14.29	14.29	14.29	
512	HAEHNE Damian	POL	17 JUN 2007	14.03	14.03	14.03	
549	BANICIOIU Jessus Armando	ROU	1 JAN 2008	13.97	13.97	13.97	
569	GIRANDON Matjaž	SLO	1 JAN 2008	14.01	14.01	14.01	
580	SAJOVIC Rok	SLO	1 JAN 2008	14.37	14.37	14.37	
588	ĐURIĆ Vukašin	SRB	23 SEP 2007	14.10	14.10	14.10	
613	RYMANN Sven	SUI	1 JAN 2007	13.74	13.74	13.74	
597	BREUER Niils	SUI	1 JAN 2007	13.84	13.84	13.84	
628	KRCHŇAVÝ Miroslav	SVK	8 SEP 2008	13.99	13.99	13.99	
634	VOLEK Teodor	SVK	27 JUN 2008	14.36	14.36	14.36	
648	NORSELL Jacob	SWE	5 MAY 2007	14.07	14.07	14.07	
666	UYGUN Koray	TUR	3 JAN 2008	13.70	13.70	13.70	
669	BILOKON Adam	UKR	11 SEP 2008	14.16	14.16	14.16	
681	OSADCHUK Rinat	UKR	14 DEC 2007	14.42	14.42	14.42	



Total number of entries: 45

Updates in CZE athletes for 400 Hurdles Men, bib 158 and 161 marks with hurdles 0.94

ATH-----C32C1 1.1

Report Created THU 18 JUL 2024 7:49

Page 9/48

PREMIUM PARTNER 		BROADCAST PARTNERS  		INSTITUTIONAL PARTNERS    		 	
MOBILITY PARTNER 		PARTNERS   		OFFICIAL SUPPLIERS     			

Entry List by Event and Bib
REVISED
18 JUL 7:49

Bib	Name	Ctry Code	Date of Birth	Season Best	Personal Best	Qualifying Best	European Ranking
108	RUDORFER Julius	AUT	5 FEB 2007	52.89	52.89	52.89	
101	BAXA Max	AUT	1 JAN 2008	53.17	53.17	53.17	
110	CORDONNIER Lucas	BEL	22 MAY 2007	52.89	52.89	52.89	
125	GROZEV Pavel	BUL	24 JAN 2007	54.73	54.73	54.73	
129	VALENTINOV Tomas	BUL	28 AUG 2007	54.73	54.73	54.73	
138	PRELESNIK Mihael	CRO	21 FEB 2007	54.63	54.63	54.63	
158	RADA Michal	CZE	25 MAY 2007	49.84	49.84	49.84	
161	VÁŇA Marek	CZE	1 JAN 2007	52.38	52.38	52.38	
183	ESPESO Diego	ESP	15 MAR 2008	52.23	52.23	52.23	
201	RODRIGUEZ Leo	ESP	21 OCT 2007	52.80	52.80	52.80	
192	IBAÑEZ Alex	ESP	18 AUG 2007	53.52	53.49	53.49	
224	LEPPÄNEN Nuutti	FIN	12 DEC 2008	55.37	55.37	55.37	
245	CURCIO James	FRA	26 JUN 2007	53.13	53.13	53.13	
254	MAUBERT Hugo	FRA	22 JAN 2007	53.37	53.37	53.37	
311	SCHUCH Sebastian	GER	20 FEB 2007	52.49	52.49	52.49	
282	ATWANI Liam	GER	1 JAN 2007	52.55	52.55	52.55	
289	GARTMANN Jannis	GER	13 OCT 2007	52.84	52.84	52.84	
340	PETLIS Evangelos	GRE	23 JUN 2007	54.90	54.90	54.90	
327	BITSAKOU Tachir	GRE	22 JUN 2007	55.45	55.45	55.45	
373	TOMPA Benedek	HUN	10 MAR 2007	54.45	54.45	54.45	
355	FAZAKAS Soma	HUN	16 FEB 2007	54.82	54.82	54.82	
356	FERENCZ Ágoston	HUN	9 MAR 2008	55.21	55.21	55.21	
380	DEWHIRST Ethan	IRL	4 APR 2007	53.82	53.82	53.82	
393	TOBIN Stuart	IRL	25 JAN 2007	54.57	54.57	54.57	
405	ARDIZZONE Tommaso	ITA	4 FEB 2007	51.71	51.71	51.71	
423	MANCINI Diego	ITA	3 APR 2008	52.60	52.60	52.60	
444	MELDERIS Toms	LAT	3 MAR 2008	54.91	54.91	54.91	
448	SANDLERS-BOMIS Emīls	LAT	17 MAY 2007	55.51	55.51	55.51	
454	GARČINSKAS Matas	LTU	14 SEP 2007	54.15	54.15	54.15	
463	CIOBANU Liviu	MDA	2 MAY 2007	56.02	56.02	56.02	
473	DE VOS Quinten	NED	1 JAN 2007	52.97	52.97	52.97	
477	PET Noa	NED	1 JAN 2007	53.97	53.97	53.97	
492	MÆLAND ROSHOLT Jonas	NOR	20 JUL 2007	54.22	54.22	54.22	
524	SIEKACZYŃSKI Maksymilian	POL	15 JUL 2007	53.36	53.36	53.36	
515	KOSMACZ Filip	POL	1 JUL 2007	53.51	53.51	53.51	
544	PEREIRA Afonso	POR	1 JAN 2007	55.92	55.92	55.92	
534	ALVES Márcio	POR	1 JAN 2007	56.17	56.17	56.17	
583	ZILIANI Izak	SLO	1 JAN 2007	55.48	55.48	55.48	
579	SAGMEISTER Gal	SLO	1 JAN 2007	56.00	56.00	56.00	
589	ILIĆ Nebojša	SRB	28 FEB 2007	53.81	53.76	53.76	
590	MITROVIĆ Pavle	SRB	10 MAY 2007	56.00	56.00	56.00	
601	GILLARD Tom	SUI	1 JAN 2008	55.18	55.18	55.18	
610	NAUER Jules	SUI	1 JAN 2007	55.69	55.69	55.69	
623	DZIAN Matej	SVK	6 MAY 2007	54.61	54.61	54.61	
621	BOŠKOVIČ Adam	SVK	8 NOV 2007	54.80	54.80	54.80	
634	VOLEK Teodor	SVK	27 JUN 2008	55.15	55.15	55.15	
644	LENNERMARK Jakob	SWE	15 JUL 2007	54.27	54.27	54.27	
659	ENDAMLI Kerem	TUR	27 JUL 2007	53.56	53.56	53.56	
672	HOLUB Dmytro	UKR	5 JUN 2008	54.28	54.28	54.28	

Updates in CZE athletes for 400 Hurdles Men, bib 158 and 161 marks with hurdles 0.94

ATH-----C32C1 1.1

Report Created THU 18 JUL 2024 7:49

Page 10/48

PREMIUM PARTNER 		BROADCAST PARTNERS  		INSTITUTIONAL PARTNERS      	
MOBILITY PARTNER 		PARTNERS   		OFFICIAL SUPPLIERS     	

Entry List by Event and Bib

REVISED
18 JUL 7:49

Bib	Name	Ctry Code	Date of Birth	Season Best	Personal Best	Qualifying Best	European Ranking
686	SMIIAN Anton	UKR	19 MAR 2007	55.32	55.32	55.32	














Total number of entries: 50

Updates in CZE athletes for 400 Hurdles Men, bib 158 and 161 marks with hurdles 0.94

ATH----- C32C1 1.1

Report Created THU 18 JUL 2024 7:49

Page 11/48

PREMIUM PARTNER		BROADCAST PARTNERS		INSTITUTIONAL PARTNERS						
										
MOBILITY PARTNER		PARTNERS		OFFICIAL SUPPLIERS						
										

Entry List by Event and Bib
REVISED
18 JUL 7:49








Bib	Name	Ctry Code	Date of Birth	Season Best	Personal Best	Qualifying Best	European Ranking
105	GAMSJÄGER Andreas	AUT	1 JAN 2007	2.04	2.04	2.04	303
115	NYS Lorenzo	BEL	13 FEB 2007	2.10	2.10	2.10	255
143	LIASIS Kyprianos	CYP	1 JAN 2007	2.03	2.03	2.03	242
210	PALMSAAR Kaspar	EST	7 AUG 2007	2.00	2.00	2.00	326
219	ISAACS Alec	FIN	30 APR 2007	2.01	2.01	2.01	325
237	ANTCZAK Antoine	FRA	27 OCT 2007	2.05	2.05	2.05	252
262	CORRIN Regan	GBR	16 FEB 2007	2.04	2.04	2.04	265
284	BÖCHER Johannes	GER	3 MAR 2007	2.06	2.06	2.06	232
293	HELLWIG Theo	GER	24 JUL 2007	2.06	2.06	2.06	221
309	SCHMIDT-GOTHAN Keon	GER	29 JAN 2007	2.06	2.06	2.06	373
324	ALIVIZATOS Charalampos	GRE	24 JUN 2008	2.07	2.07	2.07	396
346	TSORLIANOS Ioannis	GRE	24 JUL 2007	2.02	2.02	2.02	310
391	PENNEY Conor	IRL	4 SEP 2008	2.09	2.09	2.09	161
422	MAGAGNA Massimo	ITA	13 APR 2007	2.08	2.08	2.08	233
407	BASSO Alberto	ITA	18 OCT 2007	2.02	2.02	2.02	454
440	ĞIEDRIS Daniels	LAT	4 APR 2008	2.01	2.01	2.01	264
469	AVIA Brajan	MKD	2 JUN 2007	2.01	2.01	2.01	307
502	BOCZKOWSKI-LESIAK Michał	POL	31 JUL 2007	2.04	2.04	2.04	239
532	ZDRAJKOWSKI Dominik	POL	11 MAR 2008	2.04	2.04	2.04	279
535	BANDEIRA Diogo	POR	1 JAN 2007	2.04	2.04	2.04	288
536	CARROLO Eduardo	POR	23 MAY 2007	2.04	2.04	2.04	285
551	CALIN Mihai	ROU	1 JAN 2007	2.05	2.05	2.05	202
550	CALIN Andrei	ROU	1 JAN 2007	2.01	2.01	2.01	300
591	ŠOLAJA Vuk	SRB	4 AUG 2007	2.07	2.07	2.07	158
585	AJDINOVIĆ Amin	SRB	27 MAY 2007	2.03	2.03	2.03	287
630	KUČERA Peter	SVK	29 DEC 2007	1.96	1.96	1.96	455
654	SVENSSON Svante	SWE	3 OCT 2007	2.07	2.07	2.07	194
651	RAHM Elvin	SWE	16 JUN 2008	2.02	2.02	2.02	298
661	KILIÇ Muhammed Enes	TUR	28 JAN 2007	2.01	2.02	2.02	317
667	BALAKIN Vladyslav	UKR	6 FEB 2007	2.01	2.01	2.01	410
676	LIASKOVETS Oleksii	UKR	31 MAR 2007	2.00	2.00	2.00	379

Total number of entries: 31
Updates in CZE athletes for 400 Hurdles Men, bib 158 and 161 marks with hurdles 0.94

ATH----- C32C1 1.1

Report Created THU 18 JUL 2024 7:49

Page 12/48

PREMIUM PARTNER 		BROADCAST PARTNERS  		INSTITUTIONAL PARTNERS      	
MOBILITY PARTNER 		PARTNERS   		OFFICIAL SUPPLIERS     	

Entry List by Event and Bib
REVISED
18 JUL 7:49






Bib	Name	Ctry Code	Date of Birth	Season Best	Personal Best	Qualifying Best	European Ranking
117	URBANCZYK Mathias	BEL	9 NOV 2007	5.01	5.01	5.01	233
127	KIROV Yordan	BUL	20 SEP 2007	4.50	4.62	4.62	481
207	APRI Henri	EST	22 MAR 2007	5.16	5.16	4.95	268
212	PLAKK Martin	EST	12 NOV 2007	4.80	4.80	4.80	308
229	MUSTONEN Topias	FIN	27 NOV 2007	5.00	5.00	5.00	266
230	NÄRHI Aapo	FIN	7 APR 2007	4.65	4.65	4.65	485
239	BECQUET-PERIGON Celestin	FRA	7 JUN 2007	4.92	4.92	4.92	319
248	GELLENS Alois	FRA	5 OCT 2007	4.85	4.85	4.85	320
300	KRIBELBAUER Ben Silas	GER	1 JAN 2007	4.70	4.70	4.70	503
305	RIEDNER Daniel	GER	20 APR 2007	4.70	4.70	4.70	417
342	PRIFTIS Petros	GRE	29 MAY 2007	4.70	4.70	4.70	458
338	LITSARDOPOULOS Christoforos	GRE	8 NOV 2007	4.65	4.65	4.65	530
374	VARGA Iván	HUN	4 NOV 2008	5.00	5.00	5.00	211
351	BALOGH Nándor	HUN	9 JUN 2008	4.70	4.70	4.70	380
402	MIRKIN Nikita	ISR	18 SEP 2007	4.85	4.85	4.85	278
433	SCALON Leonardo	ITA	10 AUG 2007	4.70	4.70	4.70	
435	SIRONI Federico	ITA	1 JAN 2007	4.60	4.60	4.60	510
455	GUSTAS Kasparas	LTU	2 AUG 2007	4.80	4.80	4.80	370
487	EBBESTAD Siver Olavsbråten	NOR	2 AUG 2008	4.63	4.63	4.63	420
528	WOŁOSZYN Piotr	POL	14 JUL 2007	4.90	4.90	4.90	280
514	JAROSZEWICZ Wiktor	POL	28 APR 2008	4.66	4.66	4.66	
581	TRŠELIČ BUBLE Matic	SLO	1 JAN 2007	4.75	4.75	4.75	422
614	SCHINDELEK Marc	SUI	1 JAN 2008	4.60	4.60	4.60	
620	ZINGG Ben	SUI	1 JAN 2007	4.60	4.60	4.60	504
652	ROGÖ Axel	SWE	10 APR 2007	5.25	5.25	5.25	97
646	LINDSTRÖM Simon	SWE	10 JAN 2007	4.76	4.76	4.76	374
675	LEVCHENKO Nikita	UKR	12 OCT 2008	4.55	4.55	4.55	
683	POSPOLITA Andrii	UKR	13 OCT 2008	4.55	4.55	4.55	540

Total number of entries: 28
Updates in CZE athletes for 400 Hurdles Men, bib 158 and 161 marks with hurdles 0.94

ATH----- C32C1 1.1

Report Created THU 18 JUL 2024 7:49

Page 13/48

PREMIUM PARTNER 		BROADCAST PARTNERS  		INSTITUTIONAL PARTNERS      	
MOBILITY PARTNER 		PARTNERS   		OFFICIAL SUPPLIERS      	

Entry List by Event and Bib
REVISED
18 JUL 7:49




Bib	Name	Ctry Code	Date of Birth	Season Best	Personal Best	Qualifying Best	European Ranking
103	BRIEL Raphael	AUT	1 JAN 2007	6.95	6.95	6.95	
130	YANKOV Teodor	BUL	15 MAR 2008	7.18	7.18	7.18	482
199	PEREZ Anthony Yunier	ESP	29 JUN 2008	7.31	7.31	7.31	265
187	GARCIA Ivan	ESP	2 MAY 2007	7.29	7.29	7.29	
213	PUIESTEE Ron Sebastian	EST	28 APR 2007	7.11	7.11	7.09	385
220	JUSSILA Samuel	FIN	29 NOV 2007	6.99	6.99	6.99	
255	MOURIE Remi	FRA	23 APR 2008	7.44	7.44	7.44	219
281	KAMARAULI Giorgi	GEO	26 DEC 2007	6.34	6.34	6.34	
319	TROTZKY Gian Luca	GER	25 JAN 2007	7.16	7.16	7.16	483
348	TZELEPIS Sarantis	GRE	1 JAN 2008	7.27	7.27	7.27	327
335	KOULOOURIS Arsenios	GRE	30 OCT 2007	7.26	7.26	7.26	268
359	HAJDU Áron	HUN	14 AUG 2007	7.44	7.44	7.44	222
369	PUTSAY Bence	HUN	27 JUL 2007	7.33	7.33	7.33	465
385	KENT Michael	IRL	27 JUL 2007	7.11	7.11	7.11	424
421	INZOLI Daniele Leonardo	ITA	12 AUG 2008	7.90	7.90	7.90	84
437	SPRINGETH Maximilian	ITA	24 MAY 2007	7.31	7.31	7.31	
469	AVIA Brajan	MKD	2 JUN 2007	6.94	6.94	6.92	507
493	OMMUNDSEN JOHNSEN Anthony	NOR	4 FEB 2007	7.21	7.21	7.21	404
511	GROCHOWSKI Krzysztof	POL	10 JAN 2007	7.75	7.75	7.75	98
519	MAZUR Jakub	POL	22 JUN 2008	7.12	7.12	7.12	736
547	SANTOS Gabriel	POR	17 MAR 2007	7.01	7.01	7.01	820
564	VACARESCU Leonard Gabri	ROU	1 JAN 2007	7.06	7.06	7.06	654
570	KRIŽAJ Demian	SLO	1 JAN 2008	7.47	7.47	7.47	194
575	MODRIJANČIČ Matic	SLO	1 JAN 2008	7.13	7.13	7.13	471
586	BEZKORVAJNIJ Aleks	SRB	7 NOV 2007	7.05	7.05	7.05	441
603	HASLER Noah	SUI	1 JAN 2008	7.19	7.19	7.19	307
608	MARTINEZ-ALDAMA Basile	SUI	1 JAN 2008	7.11	7.11	7.11	439
631	PATÓCS Jakub	SVK	3 JUL 2008	6.68	6.68	6.68	825
682	PLOTNYKOV Maksym	UKR	6 MAR 2007	7.34	7.34	7.34	438
684	REZANOV Vladyslav	UKR	4 DEC 2007	7.16	7.16	7.16	550

Total number of entries: 30
Updates in CZE athletes for 400 Hurdles Men, bib 158 and 161 marks with hurdles 0.94

ATH----- C32C1 1.1

Report Created THU 18 JUL 2024 7:49

Page 14/48

PREMIUM PARTNER 		BROADCAST PARTNERS  		INSTITUTIONAL PARTNERS      	
MOBILITY PARTNER 		PARTNERS   		OFFICIAL SUPPLIERS     	

Entry List by Event and Bib
REVISED
18 JUL 7:49






Bib	Name	Ctry Code	Date of Birth	Season Best	Personal Best	Qualifying Best	European Ranking
100	HOVHANMISYAN Manuk	ARM	1 JAN 2008	14.73	14.73	14.61	
123	BARBOSA FIRMINO Zinga	BUL	8 JUL 2007	15.39	15.39	15.39	138
140	CHRISTODOULOU Xenios	CYP	19 SEP 2008	14.14	14.14	14.14	
180	CURTO Oscar	ESP	24 NOV 2007	14.93	14.93	14.93	339
179	CUNS Gonzalo	ESP	20 DEC 2007	14.59	14.59	14.59	
200	PEREZ David	ESP	16 APR 2007	14.59	14.59	14.59	346
250	IDINNA Emmanuel	FRA	10 AUG 2007	15.05	15.05	15.05	194
247	EDZOA MVE Antoine	FRA	11 JUL 2007	14.78	14.78	14.78	274
302	MAURER Benedikt	GER	19 MAR 2007	14.89	14.89	14.89	213
322	YAMAH Joel	GER	18 FEB 2008	14.56	14.56	14.56	301
335	KOULOOURIS Arsenios	GRE	30 OCT 2007	15.03	15.03	15.03	205
339	PAPADIMITRIOU Stavros	GRE	18 SEP 2008	14.59	14.59	14.59	293
398	BEILIN Itamar	ISR	3 OCT 2007	14.10	14.10	14.10	
415	CROTTI Francesco Efeosa	ITA	16 MAR 2007	15.17	15.17	15.17	155
419	FURLAN Fabio	ITA	22 MAY 2007	14.61	14.61	14.61	
450	TURKIS Roberts	LAT	31 JUL 2007	14.60	14.60	14.41	
458	LAPINSKAS Karolis	LTU	13 DEC 2007	14.11	14.11	14.11	351
529	WZIĄTEK Szymon	POL	26 MAR 2007	15.02	15.02	15.02	201
520	MIKUŠKIEWICZ Emilian	POL	4 APR 2007	14.21	14.28	14.28	
563	UNGUROAICA Eduard Florin	ROU	26 MAR 2007	15.43	15.43	15.43	125
562	STAN Ștefan Alexandru	ROU	1 JAN 2007	15.06	15.06	15.06	255
568	DOVŠAK Gašper	SLO	1 JAN 2007	14.47	14.47	14.47	336
576	NOGRAŠEK Luka	SLO	28 JUL 2007	14.27	14.27	14.27	363
624	HOUNDJO Alex	SVK	9 AUG 2008	14.07	14.07	14.07	
653	SVENSSON Malte	SWE	3 OCT 2007	14.49	14.49	14.49	354
658	ÇOLAK Emre	TUR	2 NOV 2007	15.28	15.35	15.35	135
671	HAVRYLIUK Stanislav	UKR	4 JAN 2007	15.57	15.57	15.57	143

Total number of entries: 27
Updates in CZE athletes for 400 Hurdles Men, bib 158 and 161 marks with hurdles 0.94

ATH----- C32C1 1.1

Report Created THU 18 JUL 2024 7:49

Page 15/48

PREMIUM PARTNER 		BROADCAST PARTNERS  		INSTITUTIONAL PARTNERS    		MOBILITY PARTNER 		PARTNERS  		OFFICIAL SUPPLIERS     	
--	--	--	--	--	--	---	--	--	--	---	--

Entry List by Event and Bib

REVISED
18 JUL 7:49

Bib	Name	Ctry Code	Date of Birth	Season Best	Personal Best	Qualifying Best	European Ranking
104	GAISBAUER Stefan	AUT	1 JAN 2007	17.32	17.32	17.32	
120	MAHMIĆ Enhar	BIH	5 JUN 2008	17.51	17.51	17.51	
121	TALIĆ Almin	BIH	9 DEC 2008	17.19	17.19	17.19	
135	FERINA Jan	CRO	14 JAN 2007	20.20	20.20	20.20	
195	MELGAR Victor	ESP	28 MAR 2007	16.90	16.90	16.90	
232	PAKSUNIEMI Valtteri	FIN	17 NOV 2007	17.49	17.49	17.49	
217	BROMAN Alexander	FIN	20 OCT 2007	17.42	17.42	17.42	
260	CAPES Lawson	GBR	26 SEP 2008	17.87	17.87	17.87	
290	GRÖNINGER Andreas	GER	1 JAN 2007	18.78	18.78	18.78	
301	KUNKEL Simon	GER	7 JUL 2007	18.57	18.57	18.57	
465	CUTCOVEȚCHI Denis	MDA	1 FEB 2007	19.37	19.37	19.37	
523	RODZIAK Jakub	POL	30 APR 2007	19.85	19.85	19.85	
501	ARMSTRONG Dominik	POL	7 JAN 2007	18.31	18.31	18.31	
552	CIOBANU Ștefan Alexandru	ROU	31 JAN 2007	20.45	20.45	20.45	
555	FILIMON Raul Andrei	ROU	1 JAN 2008	17.51	17.51	17.51	
640	ELLGREN Ludvig	SWE	23 OCT 2007	18.10	18.10	18.10	
655	WÄNGELIN Lowe	SWE	22 FEB 2007	17.48	17.50	17.50	
656	AKYILDIZ Kerim	TUR	7 MAY 2007	17.03	17.03	17.03	
668	BATARCHUK Danylo	UKR	18 JUL 2007	18.04	18.04	18.04	
674	LAVRYK Maksym	UKR	27 MAR 2007	17.97	17.97	17.97	

Total number of entries: 20

Updates in CZE athletes for 400 Hurdles Men, bib 158 and 161 marks with hurdles 0.94

ATH-----C32C1 1.1

Report Created THU 18 JUL 2024 7:49

Page 16/48

<p>PREMIUM PARTNER</p> 		<p>BROADCAST PARTNERS</p>  		<p>INSTITUTIONAL PARTNERS</p>      	
<p>MOBILITY PARTNER</p> 		<p>PARTNERS</p>   		<p>OFFICIAL SUPPLIERS</p>     	

Entry List by Event and Bib

REVISED
18 JUL 7:49

Bib	Name	Ctry Code	Date of Birth	Season Best	Personal Best	Qualifying Best	European Ranking
104	GAISBAUER Stefan	AUT	1 JAN 2007	60.72	60.72	60.72	
208	IIR Sten-Erik	EST	15 SEP 2007	54.03	54.03	54.03	
265	GARRETT Owen	GBR		56.38	56.38	56.38	
287	EMMRICH Max Louis	GER	1 JAN 2008	55.93	55.93	55.93	
332	KANOTZIAN Chrysovalantis	GRE	22 NOV 2007	53.69	53.69	53.69	
364	KOVÁCS Lőrinc	HUN	16 JUN 2007	53.06	53.06	53.06	
379	CRAMPTON Cian	IRL	17 JAN 2007	57.96	59.32	59.32	
406	BARTOLINI Mattia	ITA	15 OCT 2008	56.72	56.72	56.72	
416	D'ANGELO Francesco	ITA	3 FEB 2007	56.08	56.08	56.08	
447	SAMAUSKIS Toms	LAT	28 MAY 2008	55.37	55.37	55.37	
459	DELARUE Noa	LUX	1 JAN 2007	52.36	52.36	52.36	
465	CUTCOVEȚCHI Denis	MDA	1 FEB 2007	60.78	60.78	60.78	
478	PETER Hidde	NED	3 JAN 2008	56.99	56.99	56.99	
523	RODZIAK Jakub	POL	30 APR 2007	61.00	61.00	61.00	
531	ZAJĄC Szymon	POL	21 AUG 2008	57.41	57.41	57.41	
596	BIRRI Francis	SUI	1 JAN 2007	53.15	53.15	53.15	
640	ELLGREN Ludvig	SWE	23 OCT 2007	63.42	63.42	63.42	
637	BÉLEC Christoffer	SWE	14 AUG 2007	55.32	55.32	55.32	
678	LYSTOPAD Yaroslav	UKR	3 SEP 2007	61.79	61.79	61.79	
668	BATARCHUK Danylo	UKR	18 JUL 2007	60.68	60.68	60.68	




Total number of entries: 20

Updates in CZE athletes for 400 Hurdles Men, bib 158 and 161 marks with hurdles 0.94

ATH-----C32C1 1.1

Report Created THU 18 JUL 2024 7:49

Page 17/48

<p>PREMIUM PARTNER</p> 		<p>BROADCAST PARTNERS</p>  		<p>INSTITUTIONAL PARTNERS</p>      	
<p>MOBILITY PARTNER</p> 		<p>PARTNERS</p>   		<p>OFFICIAL SUPPLIERS</p>     	

Entry List by Event and Bib
REVISED
18 JUL 7:49








Bib	Name	Ctry Code	Date of Birth	Season Best	Personal Best	Qualifying Best	European Ranking
122	ANDREEV Dimo	BUL	19 MAY 2007	75.53	75.53	75.53	
124	BARDAROV Aleksandar	BUL	18 MAR 2008	68.11	68.11	68.11	
142	GHAMRAWI Alexandros	CYP	4 JAN 2008	72.19	72.19	72.19	
203	SANCHEZ Alonso	ESP	20 MAR 2007	69.80	69.80	69.80	
177	CORCOLES Aaron	ESP	22 MAY 2007	68.24	68.24	68.24	
193	LLOPIS Magno	ESP	20 JUN 2007	67.16	67.16	67.16	
223	KUKKONEN Onni	FIN	8 FEB 2007	70.22	70.22	70.22	
233	SARAMÄKI Eetu	FIN	28 JUL 2007	68.67	68.67	68.67	
232	PAKSUNIEMI Valtteri	FIN	17 NOV 2007	66.47	66.47	66.47	
277	TUTCHER Louis	GBR	26 APR 2007	69.61	69.61	69.61	
283	BAIER Max	GER	1 JAN 2007	71.43	71.43	71.43	
307	ROMMEL André	GER	3 JUL 2007	69.86	69.86	69.86	
296	HUMMEL Matti	GER	1 JAN 2007	69.28	69.28	69.28	
347	TZAMTZIS Apostolos	GRE	10 MAR 2007	76.22	76.22	76.22	
328	GENTEKOS Sotirios	GRE	9 AUG 2008	71.28	71.28	71.28	
353	BEKE Zétény	HUN	7 NOV 2007	70.81	70.81	70.81	
357	FÜLÖP László	HUN	30 JAN 2007	66.03	66.03	66.03	
362	KELEN Dávid Gábor	HUN	1 SEP 2007	64.07	64.07	64.07	
395	WILLIAMS Thomas	IRL	24 JAN 2008	77.31	77.31	77.31	
427	MONDELLO Tommaso	ITA	29 JUL 2008	64.59	64.59	64.59	
464	COZLOV Iliia	MDA	18 JUN 2007	63.60	63.60	63.60	
522	PRACHARCZYK Jan	POL	23 JUL 2007	72.49	72.49	72.49	
504	DELEWSKI Jan	POL	21 FEB 2007	69.91	69.91	69.91	
558	MOGOS Ovidiu Constantin	ROU	1 JAN 2007	66.84	66.84	66.84	
553	CONDURARU Tiberiu Andrei	ROU	1 JAN 2007	63.19	63.19	63.19	
571	KRKALIČ Leandro	SLO	1 JAN 2008	64.30	64.30	64.30	
655	WÄNGELIN Lowe	SWE	22 FEB 2007	67.21	67.21	67.21	
673	KLISHCHEVSKYI Vadym	UKR	19 OCT 2007	63.88	63.88	63.88	

Total number of entries: 28
Updates in CZE athletes for 400 Hurdles Men, bib 158 and 161 marks with hurdles 0.94

ATH----- C32C1 1.1

Report Created THU 18 JUL 2024 7:49

Page 18/48

PREMIUM PARTNER 		BROADCAST PARTNERS  		INSTITUTIONAL PARTNERS      	
MOBILITY PARTNER 		PARTNERS   		OFFICIAL SUPPLIERS     	

Entry List by Event and Bib

REVISED
18 JUL 7:49

Bib	Name	Ctry Code	Date of Birth	Season Best	Personal Best	Qualifying Best	European Ranking
234	SIMOINEN Teemu	FIN	4 JAN 2007	73.99	73.99	73.99	
226	MÄKIPELTO Roope	FIN	20 JAN 2007	72.82	72.82	72.82	
267	JONES Lewie	GBR	31 JAN 2007	66.92	66.92	66.92	
304	NAUCK Oskar	GER	16 MAR 2007	73.56	73.56	73.56	
310	SCHÖNHERR Moritz	GER	1 JAN 2007	70.69	70.69	70.69	
330	GKATSILOUDIS Grigorios	GRE	10 SEP 2007	65.20	65.20	65.20	
371	SZABÓ Levente	HUN	7 NOV 2007	69.37	69.37	69.37	
372	TOMBOR Kristóf	HUN	22 MAY 2007	65.00	65.00	65.00	
438	VILLA Pietro	ITA	10 OCT 2007	69.41	69.41	69.41	
431	PERRELLA Alex	ITA	26 MAY 2007	64.57	64.57	64.57	
452	SEGER Ben	LIE	1 JAN 2007	58.49	58.49	58.49	
517	KRUKOWSKI Roch	POL	20 JUL 2007	80.60	81.60	81.60	
503	CEGLAREK Bartosz	POL	28 FEB 2008	67.56	67.56	67.56	
561	POPESCU Narcis Andrei	ROU	1 JAN 2007	68.01	68.01	68.01	
582	ZARNIK Luka	SLO	1 JAN 2008	64.66	64.66	64.66	
664	ÖZDEMİR Hasan	TUR	15 JAN 2007	63.45	63.45	63.45	
685	SHMYHOL Serhii	UKR	1 AUG 2008	62.99	62.99	62.99	

Total number of entries: 17

Updates in CZE athletes for 400 Hurdles Men, bib 158 and 161 marks with hurdles 0.94

ATH-----C32C1 1.1

Report Created THU 18 JUL 2024 7:49

Page 19/48

<p>PREMIUM PARTNER</p> 		<p>BROADCAST PARTNERS</p>  		<p>INSTITUTIONAL PARTNERS</p>      	
<p>MOBILITY PARTNER</p> 		<p>PARTNERS</p>   		<p>OFFICIAL SUPPLIERS</p>     	

Entry List by Event and Bib
REVISED
18 JUL 7:49

Bib	Name	Ctry Code	Date of Birth	Season Best	Personal Best	Qualifying Best	European Ranking
149	BERNÝ Tadeáš	CZE	1 JAN 2007	6932	6932	6932	
156	PEFFEK Matěj	CZE	1 JAN 2007	6894	6894	6894	
170	SKYTTE CHRISTENSEN August	DEN	6 FEB 2007	6647	6647	6647	
167	GRAVGAARD NIELSEN Nicklas	DEN	22 JAN 2007	6569	6569	6569	
204	SEMENT Hugo	ESP	29 JAN 2007	6904	6904	6904	
191	GONZALEZ Jesus	ESP	8 JAN 2007	6894	6894	6894	
209	KONSO Tristan	EST	4 DEC 2007	7337	7337	7337	
213	PUIESTEE Ron Sebastian	EST	28 APR 2007	6883	6883	6883	
218	HAAKSLUOTO Arttu	FIN	15 MAY 2007	6469	6469	6469	
257	TROCHAIN Kilian	FRA	18 MAR 2008	7124	7124	7124	
252	LANNURIEN Mael-Bephassou	FRA	14 FEB 2008	7079	7079	7079	
291	GÜNTHER Paul	GER	14 AUG 2007	7261	7261	7261	
314	STEFFEN Anton	GER	1 JAN 2007	7229	7229	7229	
284	BÖCHER Johannes	GER	3 MAR 2007	6969	6969	6969	
334	KOSMOPOULOS Nikolaos	GRE	17 DEC 2007	6804	6804	6804	
366	MOLNÁR Ádám	HUN	9 JAN 2007	6530	6530	6530	
388	O'CALLAGHAN Eoin	IRL	23 MAY 2007	6640	6640	6640	
399	EINBINDER Iddo	ISR	9 AUG 2007	6751	6751	6751	
436	SORCI Matteo	ITA	29 MAR 2008	6714	6714	6714	
441	KARLSBERGS Kārlis Jēkabs	LAT	13 MAR 2007	6977	6977	6977	
443	LEŠINSKIS Ernests	LAT	28 JUN 2008	6505	6505	6505	
482	SNOEK Mikai	NED	1 JAN 2007	6892	6892	6892	
476	LUTGENDORFF Sytse	NED		6873	6873	6873	
510	GÓRALCZYK Kacper	POL	28 MAR 2007	7138	7138	7138	
518	KUŚMIEREK Damian	POL	31 OCT 2007	6636	6636	6636	
540	HRABAR Denis	POR	21 JAN 2007	7125	7125	7125	
538	FALIEU-MANÉ Samuel	POR	14 JUL 2007	6441	6441	6441	
593	TOMIĆ Luka	SRB	21 MAY 2007	6459	6459	6459	
602	GROB Nils	SUI	1 JAN 2007	6893	6893	6893	
617	THOMMEN Nevis	SUI	1 JAN 2007	6842	6842	6842	
594	ANKER Mani	SUI	1 JAN 2007	6796	6796	6796	
633	STANISLAV Matej	SVK	4 JUL 2007	6035	6035	6035	
639	DA SILVA Liam Belo	SWE	29 JUN 2007	7195	7195	7195	
636	ARNELL Rasmus	SWE	31 OCT 2007	6941	6941	6941	

Total number of entries: 34
Updates in CZE athletes for 400 Hurdles Men, bib 158 and 161 marks with hurdles 0.94

ATH-----C32C1 1.1

Report Created THU 18 JUL 2024 7:49

Page 20/48

PREMIUM PARTNER 		BROADCAST PARTNERS  		INSTITUTIONAL PARTNERS    		MOBILITY PARTNER 		PARTNERS  		OFFICIAL SUPPLIERS     	
--	--	--	--	--	--	---	--	--	--	---	--

Entry List by Event and Bib
REVISED
18 JUL 7:49

Bib	Name	Ctry Code	Date of Birth	Season Best	Personal Best	Qualifying Best	European Ranking
3	ZÁRATE Pablo	ESP	11 APR 2007	21:24.81	21:24.81	21:24.81	
2	HIDALGO Cesar	ESP	11 FEB 2007	21:31.32	21:31.32	21:31.32	
1	ANTON Eloi	ESP	27 SEP 2007	21:39.12	21:39.12	21:39.12	
4	PELTONEN Joel	FIN	18 JUN 2007	23:16.71	23:16.71	23:16.71	
5	RABREAU Clement	FRA	3 AUG 2007	21:20.67	21:20.67	21:20.67	
6	ROHRSEN Lasse	GER	25 AUG 2007	23:44.31	23:44.31	23:21.00	
7	SCHMIDT Matti	GER	7 SEP 2007	23:57.81	23:57.81	22:57.00	
9	SALTIS Panagiotis	GRE	20 JUN 2008	22:34.22	22:34.22	22:34.22	
8	MARTOS Nikolaos	GRE	17 JUN 2008	23:23.44	23:23.44	23:23.44	
10	CLARKE Séamus	IRL	27 FEB 2007	21:09.9h	21:09.9h	21:09.9h	
11	NEWELL Matthew	IRL	7 MAY 2008	21:31.6h	21:31.6h	21:31.6h	
12	COPPOLA Alessio	ITA	25 JAN 2007	20:54.01	20:54.01	20:54.01	
13	VIDAL Nicolo'	ITA	3 MAY 2008	21:16.65	21:16.65	21:16.65	
14	KULIEŠA Libertas	LTU	14 APR 2008	23:15.90	23:15.90	22:56.00	
15	RANDALL Kristoffer	NOR	19 MAR 2007	22:56.68	22:56.68	22:56.68	
17	MARGIEL Mateusz	POL	21 OCT 2007	21:32.27	21:32.27	21:32.27	
16	JASIŃSKI Przemysław	POL	31 OCT 2007	21:40.45	21:40.45	21:40.45	
18	NÓBREGA Afonso	POR	1 JAN 2008	23:21.59	23:21.59	23:21.59	
19	SILVA Leandro	POR	2 MAY 2007	23:37.40	22:38.58	23:26.00	
22	ROSENBAUM Lukáš	SVK	25 JUL 2007	21:40.57	21:40.57	21:40.57	
21	MAŽGÚT Jakub	SVK	6 AUG 2007	22:21.65	22:21.65	22:19.00	
20	BÁTOVSKÝ Šimon	SVK	26 FEB 2008	22:58.37	22:58.37	22:53.00	
23	YARAN Furkan	TUR	1 JAN 2007	22:43.76	21:57.9h	21:57.9h	
25	TSOMYK Roman	UKR	15 APR 2007	22:45.57	22:45.57	22:45.57	
24	SHPONARSKYI Illia	UKR	3 FEB 2008	23:15.87	23:15.87	23:15.87	

Total number of entries: 25
Updates in CZE athletes for 400 Hurdles Men, bib 158 and 161 marks with hurdles 0.94

ATH----- C32C1 1.1

Report Created THU 18 JUL 2024 7:49

Page 21/48

PREMIUM PARTNER 		BROADCAST PARTNERS  		INSTITUTIONAL PARTNERS      	
MOBILITY PARTNER 		PARTNERS   		OFFICIAL SUPPLIERS     	

Entry List by Event and Bib
REVISED
18 JUL 7:49

Bib	Name	Ctry Code	Date of Birth	Season Best	National Record	Qualifying Best	European Ranking
AUSTRIA		AUT			1:56.64		
108	RUDORFER Julius		5 FEB 2007				
102	BORNEMANN Gabriel		1 JAN 2007				
101	BAXA Max		1 JAN 2008				
103	BRIEL Raphael		1 JAN 2007				
106	LOCSMANDY Markus		24 JUL 2007				
BULGARIA		BUL					
129	VALENTINOV Tomas		28 AUG 2007				
128	TSVETANOV Deyan		12 MAR 2008				
126	KASABOV Hristiyan		22 NOV 2007				
131	ZDRAVKOV Zdravko		9 AUG 2007				
125	GROZEV Pavel		24 JAN 2007				
CROATIA		CRO			1:55.78		
136	JEZERNIK Dominik		5 FEB 2007				
133	BATISTIĆ Toma		6 MAY 2007				
132	BARTOLINČIĆ Mihael		12 FEB 2007				
138	PRELESNIK Mihael		21 FEB 2007				
134	DIMIĆ Roko		23 APR 2007				
137	PLIŠKO Noa		15 OCT 2007				
CZECHIA		CZE			1:54.26		
155	MAREŠ Lukáš		1 JAN 2007				
163	VOJÁČEK Filip		1 JAN 2007				
151	HORÁK Tomáš		1 JAN 2008				
161	VÁŇA Marek		1 JAN 2007				
159	ŠULC Adam		1 JAN 2007				
162	VELECHOVSKÝ Adam		1 JAN 2007				
DENMARK		DEN			1:54.19		
166	GØHRING Magnus Kyster		1 JAN 2007				
168	KÆRHØG Samuel		30 OCT 2007				
165	BANKE JØRGENSEN Christoffer		2 OCT 2007				
169	ROSENDAL Toke		27 APR 2007				
SPAIN		ESP			1:53.62		
202	ROJO Pablo		9 JAN 2007				
188	GARCIA Izan		9 JAN 2007				
FINLAND		FIN			1:56.82		
225	MÄKINIEMI Aapo		4 FEB 2007				
215	AAKKO Perttu		27 AUG 2007				
224	LEPPÄNEN Nuutti		12 DEC 2008				
220	JUSSILA Samuel		29 NOV 2007				
227	MÄKITALO Tomi		26 MAY 2007				
221	KORVENPÄÄ Justus		28 JAN 2008				
235	TARVONEN Touko		12 DEC 2007				
231	NISULA Axel		15 JUN 2007				
FRANCE		FRA			1:51.81		
251	KLEMENIC Milann		6 SEP 2007				

Updates in CZE athletes for 400 Hurdles Men, bib 158 and 161 marks with hurdles 0.94

ATH----- C32C1 1.1

Report Created THU 18 JUL 2024 7:49

Page 22/48

Entry List by Event and Bib
REVISED
18 JUL 7:49

Bib	Name	Ctry Code	Date of Birth	Season Best	National Record	Qualifying Best	European Ranking
GREAT BRITAIN & N.I		GBR			1:53.75		
258	AJAYI Joel		24 OCT 2007				
274	ODEY-JORDAN Jake		22 DEC 2007				
279	WRIGHT Toby						
259	BRADLEY Harry						
270	MASTERS Joel		15 SEP 2007				
GERMANY		GER			1:54.88		
321	WEIDENBACH Marc		20 FEB 2007				
285	DETTNER Jannis		11 MAR 2007				
GREECE		GRE			1:54.56		
333	KATSELIS Aristeidis		22 FEB 2007				
336	KRIZEAS Panagiotis		18 JUL 2007				
344	STAMATAKOS Konstantinos		8 AUG 2007				
325	BERTOLIS Panagiotis		14 APR 2007				
329	GEORGANTAS Filippou		5 JUN 2007				
337	LAZAKIS Konstantinos		19 OCT 2007				
340	PETLIS Evangelos		23 JUN 2007				
345	TASKOUDIS Ioannis		30 JUN 2008				
HUNGARY		HUN			1:53.57		
369	PUTSAY Bence		27 JUL 2007				
367	NÁDAS Balázs		5 MAY 2008				
361	KALICS Krisztián		9 JAN 2008				
356	FERENCZ Ágoston		9 MAR 2008				
370	SÁRAY Péter Csaba		17 APR 2007				
359	HAJDU Áron		14 AUG 2007				
ITALY		ITA			1:52.69		
425	MAZZILLI Valerio		23 NOV 2007				
410	CARFAGNA Tommaso		15 APR 2007				
409	CAPORUSSO Fabrizio		8 FEB 2007				
421	INZOLI Daniele Leonardo		12 AUG 2008				
418	FUMAGALLI Riccardo		29 JUL 2007				
426	MIGLINO Riccardo		8 JUN 2007				
432	SALEMI Daniele		24 OCT 2007				
429	NAPPI Diego		10 AUG 2007				
LATVIA		LAT					
441	KARLSBERGS Kārlis Jēkabs		13 MAR 2007				
442	LAMBA Emīls		13 AUG 2007				
448	SANDLERS-BOMIS Emīls		17 MAY 2007				
449	STRELKOVŠ Eduards		21 FEB 2007				
446	RENCIS Agris Rūdolfs		14 JUN 2007				
444	MELDERIS Toms		3 MAR 2008				

Updates in CZE athletes for 400 Hurdles Men, bib 158 and 161 marks with hurdles 0.94

ATH-----C32C1 1.1

Report Created THU 18 JUL 2024 7:49

Page 23/48

PREMIUM PARTNER 		BROADCAST PARTNERS  		INSTITUTIONAL PARTNERS      			
MOBILITY PARTNER 		PARTNERS   		OFFICIAL SUPPLIERS     			

Entry List by Event and Bib
REVISED
18 JUL 7:49

Bib	Name	Ctry Code	Date of Birth	Season Best	National Record	Qualifying Best	European Ranking
NORWAY		NOR			1:53.36		
484	ALTMANN OPUAMA Benjamin		27 AUG 2008				
486	DAHNS Richard Parwon		10 MAR 2007				
493	OMMUNDSEN JOHNSEN Anthony		4 FEB 2007				
491	LE FJELD Markus		4 APR 2007				
488	EKENE NORDLIE Christopher		7 JUN 2007				
495	SØGÅRD LEHMANN Sondre		22 JUN 2007				
496	SOLHEIM SOLLID Elias		9 FEB 2007				
492	MÆLAND ROSHOLT Jonas		20 JUL 2007				
POLAND		POL			1:50.46		
508	FRAÇKOWIAK Oliwier		15 AUG 2007				
PORTUGAL		POR			1:54.49		
534	ALVES Márcio		1 JAN 2007				
544	PEREIRA Afonso		1 JAN 2007				
535	BANDEIRA Diogo		1 JAN 2007				
547	SANTOS Gabriel		17 MAR 2007				
533	AFONSO Pedro		10 JAN 2007				
537	CONCEIÇÃO Afonso		1 JAN 2007				
545	PEREIRA David		17 APR 2008				
SLOVENIA		SLO			1:54.49		
570	KRIŽAJ Demian		1 JAN 2008				
578	RENER Lenart		14 SEP 2007				
574	MIHEVC GRABNAR Urban		1 JAN 2007				
565	BOŽIČ Žiga		1 JAN 2007				
572	LAKOŠELJAC Benjamin		1 JAN 2007				
577	NOVŠAK Jakob		1 JAN 2007				
569	GIRANDON Matjaž		1 JAN 2008				
SERBIA		SRB			1:58.58		
586	BEZKORVAJNJI Aleks		7 NOV 2007				
592	STANKOVIĆ Filip		28 MAY 2007				
589	ILIĆ Nebojša		28 FEB 2007				
588	ĐURIĆ Vukašin		23 SEP 2007				
591	ŠOLAJA Vuk		4 AUG 2007				
590	MITROVIĆ Pavle		10 MAY 2007				
SWITZERLAND		SUI			1:53.56		
598	EGHAGHA Akira		6 DEC 2007				
599	EMERY Sébastien		6 FEB 2007				
618	TÖNZ Alessandro		1 JAN 2007				
600	GABIOUD Mathieu		1 JAN 2007				
595	BEGUM Ashik		28 APR 2007				
SLOVAK REPUBLIC		SVK			1:55.80		
629	KREPOP Samuel		15 JAN 2007				
627	KRAJČÍK Michal		7 AUG 2007				
632	SAUER Filip		5 JAN 2007				
623	DZIAN Matej		6 MAY 2007				
634	VOLEK Teodor		27 JUN 2008				
621	BOŠKOVIČ Adam		8 NOV 2007				
628	KRCHŇAVÝ Miroslav		8 SEP 2008				
626	JANURA Richard		1 JAN 2008				

Updates in CZE athletes for 400 Hurdles Men, bib 158 and 161 marks with hurdles 0.94

ATH----- C32C1 1.1

Report Created THU 18 JUL 2024 7:49

Page 24/48

PREMIUM PARTNER 		BROADCAST PARTNERS  		INSTITUTIONAL PARTNERS     		MOBILITY PARTNER 		PARTNERS  		OFFICIAL SUPPLIERS     	
---	--	---	--	---	--	--	--	---	--	--	--

Entry List by Event and Bib

REVISED
18 JUL 7:49

Bib	Name	Ctry Code	Date of Birth	Season Best	National Record	Qualifying Best	European Ranking
TÜRKIYE		TUR			1:53.84		
657	BOSTAN Baturalp		6 SEP 2007				
658	ÇOLAK Emre		2 NOV 2007				
666	UYGUN Koray		3 JAN 2008				
659	ENDAMLI Kerem		27 JUL 2007				
665	ÖZMEZ Yiğit		23 APR 2008				
UKRAINE		UKR			1:54.18		
670	EISMONT Artur		16 FEB 2007				
680	MUDRYK Yurii		5 APR 2007				
687	VOVCHENKO Volodymyr		24 OCT 2007				
679	MARKEVYCH Daniil		10 FEB 2007				














Total number of entries: 23

Updates in CZE athletes for 400 Hurdles Men, bib 158 and 161 marks with hurdles 0.94

ATH-----C32C1 1.1

Report Created THU 18 JUL 2024 7:49

Page 25/48

PREMIUM PARTNER		BROADCAST PARTNERS		INSTITUTIONAL PARTNERS					
									
MOBILITY PARTNER		PARTNERS		OFFICIAL SUPPLIERS					
									

Entry List by Event and Bib
REVISED
18 JUL 7:49

Bib	Name	Ctry Code	Date of Birth	Season Best	Personal Best	Qualifying Best	European Ranking
1006	STANDFEST Lenia	AUT	1 JAN 2007	11.87	11.87	11.87	450
1012	PETROCI-CONINX Lauren	BEL	9 APR 2007	11.71	11.71	11.71	408
1024	VELICHKOVA Radina	BUL	15 DEC 2007	11.48	11.48	11.48	165
1018	DIMITROVA Raya	BUL	4 JUN 2008	11.85	11.85	11.85	526
1038	PITAKA Mariliza	CYP	22 SEP 2007	12.09	12.09	12.09	719
1056	JUUL LASSEN Laura	DEN	20 AUG 2008	12.14	12.14	12.14	734
1077	NAVARRO Sara	ESP	12 FEB 2007	11.79	11.79	11.79	487
1062	ARRAZOLA Elene	ESP	5 APR 2008	11.88	11.88	11.88	481
1089	OTT Miia	EST	19 APR 2007	11.61	11.53	11.53	134
1106	KOIVULUOMA Amelie	FIN	21 JUN 2007	12.08	11.92	11.92	589
1127	GERBIER Lohane	FRA	11 FEB 2007	11.64	11.64	11.64	291
1130	LAPORAL Shade	FRA	7 DEC 2007	11.70	11.70	11.70	287
1145	DESIR Nell	GBR	7 MAR 2008	11.68	11.68	11.68	256
1161	ANOCHILI Lena	GER	1 JAN 2007	11.56	11.56	11.56	216
1162	BÖCKER Anne	GER	15 JUN 2007	11.75	11.75	11.75	429
1210	PAPADERAKI Argyro	GRE	2 JAN 2007	12.05	12.05	12.05	873
1206	LYTRA Miselina	GRE	24 JAN 2008	12.14	12.14	12.14	883
1240	PFISZTERER Dorina	HUN	19 APR 2008	11.90	11.85	11.85	492
1270	CANOVI Viola	ITA	23 MAY 2008	11.62	11.62	11.62	332
1303	BUKA Beāte	LAT	8 AUG 2008	12.00	12.00	12.00	704
1308	MAURIŅA Vendija	LAT	21 MAY 2007	12.01	12.01	12.01	588
1326	GAENG Camille	LUX	1 JAN 2008	12.07	12.07	12.07	859
1335	PARNIS COLEIRO Thea	MLT	29 APR 2008	12.06	12.06	12.06	619
1368	KASPRZAK Oliwia	POL	19 SEP 2007	11.64	11.64	11.64	201
1383	PUŁAWSKA Maria	POL	21 AUG 2007	11.98	11.98	11.98	724
1413	TĂUȘAN Tatiana Emanuela	ROU	1 JAN 2007	12.07	12.07	12.07	844
1423	OGRIZEK Urška	SLO	27 JUL 2007	11.94	11.94	11.94	428
1427	RADIŠEK Nina	SLO	1 JAN 2007	12.07	12.07	12.07	772
1442	JEREMIĆ Nikolina	SRB	25 JUN 2008	12.08	12.08	12.08	811
1439	BOTUNJAC Sara	SRB	25 JUL 2008	12.15	12.15	12.15	1080
1452	BURI Xenia	SUI	1 JAN 2008	11.81	11.81	11.81	371
1465	RANKL Timea	SUI	1 JAN 2008	11.82	11.82	11.82	367
1490	HRNČÁROVÁ Romana	SVK	10 JUL 2007	11.86	11.86	11.86	580
1493	KOŠÚTOVÁ Lucia	SVK	20 NOV 2008	12.15	12.15	12.15	961
1526	WENNOLF Ellinor	SWE	29 SEP 2008	11.68	11.68	11.68	410
1509	ENGSTRÖM Filippa	SWE	14 FEB 2007	11.77	11.77	11.77	335
1554	STEPANIUK Uliana	UKR	2 OCT 2007	11.60	11.60	11.60	279
1552	SHVAB Yelyzaveta	UKR	16 JUN 2007	11.82	11.82	11.82	347

Total number of entries: 38
Updates in CZE athletes for 400 Hurdles Men, bib 158 and 161 marks with hurdles 0.94

ATH----- C32C1 1.1

Report Created THU 18 JUL 2024 7:49

Page 26/48

PREMIUM PARTNER 		BROADCAST PARTNERS  		INSTITUTIONAL PARTNERS      	
MOBILITY PARTNER 		PARTNERS   		OFFICIAL SUPPLIERS    	

Entry List by Event and Bib
REVISED
18 JUL 7:49

Bib	Name	Ctry Code	Date of Birth	Season Best	Personal Best	Qualifying Best	European Ranking
1007	STÖHR Suri	AUT	1 JAN 2007	24.45	24.45	24.45	332
1006	STANDFEST Lenia	AUT	1 JAN 2007	24.65	24.61	24.61	393
1012	PETROCI-CONINX Lauren	BEL	9 APR 2007	24.11	23.98	23.98	248
1021	MILANOVA Anna	BUL	16 JUL 2007	25.01	25.01	25.01	706
1018	DIMITROVA Raya	BUL	4 JUN 2008	25.15	25.13	25.15	
1034	VRDOLJAK Nina	CRO	11 JUN 2008	24.71	24.71	24.71	654
1038	PITTAKA Mariliza	CYP	22 SEP 2007	25.06	25.00	25.00	
1049	ŠAFÁŘOVÁ Johanka	CZE	1 JAN 2007	23.67	23.67	23.67	77
1040	DANĚČKOVÁ Silvie	CZE	1 JAN 2007	24.08	24.08	24.08	230
1056	JUUL LASSEN Laura	DEN	20 AUG 2008	24.67	24.67	24.67	353
1054	CHRISTOPHERSEN Ronja	DEN	24 MAR 2007	25.01	25.01	25.01	752
1089	OTT Miia	EST	19 APR 2007	24.39	24.21	24.21	328
1086	LOKOTAR Johanna	EST	7 JAN 2007	25.19	25.19	25.19	838
1140	TASSIN Beatrice	FRA	3 MAY 2008	24.16	24.16	24.16	352
1121	ALVERTE-SONG Ludivine	FRA	23 MAY 2007	24.24	24.24	24.24	299
1188	RICHTER Pauline	GER	7 JUL 2007	23.72	23.72	23.72	152
1167	FISCHER Luna	GER	30 MAR 2007	24.13	24.13	24.13	
1184	NETTA Levke	GER	20 JUL 2007	24.31	24.31	24.31	329
1209	ORFANIDI Styliani	GRE	27 JAN 2008	24.97	24.91	24.91	640
1226	DARAI Laura Zita	HUN	21 FEB 2007	24.82	24.82	24.82	636
1225	CSAHÓCZI Kamilla	HUN	29 JAN 2008	25.16	25.16	25.16	887
1246	DALY Molly	IRL	26 MAR 2008	24.52	24.52	24.52	268
1295	VALENSIN Elisa	ITA	1 JAN 2007	23.15	23.15	23.15	58
1271	CASTELLANI Margherita	ITA	11 NOV 2008	23.65	23.65	23.65	116
1303	BUKA Beāte	LAT	8 AUG 2008	24.55	24.55	24.55	279
1308	MAURIŅA Vendija	LAT	21 MAY 2007	24.77	24.67	24.67	425
1324	JANKUNEC Gabija	LTU	7 JAN 2007	25.05	25.05	25.05	969
1335	PARNIS COLEIRO Thea	MLT	29 APR 2008	24.96	24.96	24.96	519
1350	VAN LEUR Madelief	NED	19 APR 2007	23.71	23.71	23.71	175
1356	FAGERLAND Kaisa Sol	NOR	22 JUN 2008	24.56	24.56	24.56	443
1366	JEŹ Aleksandra	POL	3 AUG 2007	24.20	24.20	24.20	
1393	WOŹNIAK Maja	POL	25 OCT 2007	24.51	24.08	24.08	310
1402	OLIVEIRA Margarida	POR	31 JUL 2008	24.87	24.87	24.87	612
1403	PINHO Miriam	POR	2 AUG 2007	25.15	25.15	25.15	840
1415	VRÎNCEANU Daria	ROU	1 JAN 2008	24.95	24.79	24.79	805
1420	MANTELJ Neja	SLO	1 JAN 2008	24.94	24.94	25.19	606
1425	PODGORNIK Maša	SLO	1 JAN 2008	25.19	25.19	25.19	620
1442	JEREMIĆ Nikolina	SRB	25 JUN 2008	24.72	24.72	24.72	415
1443	JOVANOVIĆ Una	SRB	29 FEB 2008	24.86	24.86	24.86	576
1477	TONAZZI Milla	SUI	1 JAN 2007	24.20	24.20	24.20	330
1453	FRANK Lisa	SUI	1 JAN 2007	24.40	24.40	24.40	298
1450	BISCHOFF Lena	SUI	1 JAN 2007	24.78	24.78	24.78	609
1490	HRNČAROVÁ Romana	SVK	10 JUL 2007	24.35	24.35	24.35	355
1499	SVATÍKOVÁ Tamara	SVK	27 FEB 2007	25.19	25.19	25.19	658
1503	BERNHARDSSON Jamilia	SWE	14 AUG 2008	24.08	24.08	24.08	291
1526	WENNOLF Ellinor	SWE	29 SEP 2008	24.46	24.46	24.46	432
1537	TAŞDELEN Reyhan	TUR	29 SEP 2007	25.06	25.06	25.06	730
1554	STEPANIUK Uliana	UKR	2 OCT 2007	24.13	24.13	24.13	403
1555	VOLOSHYN Nikoletta	UKR	30 JAN 2008	24.33	24.33	24.33	394






Total number of entries: 49

Updates in CZE athletes for 400 Hurdles Men, bib 158 and 161 marks with hurdles 0.94

ATH-----C32C1 1.1

Report Created THU 18 JUL 2024 7:49

Page 27/48

PREMIUM PARTNER 		BROADCAST PARTNERS  		INSTITUTIONAL PARTNERS      	
MOBILITY PARTNER 		PARTNERS   		OFFICIAL SUPPLIERS     	

Entry List by Event and Bib
REVISED
18 JUL 7:49

Bib	Name	Ctry Code	Date of Birth	Season Best	Personal Best	Qualifying Best	European Ranking
1008	GULIYEVA Ilaha	AZE	6 APR 2007	56.10	56.10	56.10	438
1022	PETKOVA Kristina	BUL	11 APR 2008	54.64	54.64	54.64	
1030	KAPAC Klara	CRO	31 MAR 2007	55.65	55.65	55.65	362
1085	ANDRE Hedi	EST	20 FEB 2007	56.37	56.37	56.37	505
1099	FILENIUS Silja	FIN	9 MAY 2007	56.28	56.28	56.28	552
1117	TUOMINEN Hilla	FIN	6 JUN 2008	56.90	56.90	56.90	
1129	KWARTENG Victoria	FRA	22 MAR 2007	54.31	54.31	54.31	290
1144	DACOSTA Kara	GBR	1 JAN 2007	53.02	53.02	53.02	155
1204	FOUNTOULAKI Chrysi	GRE	30 OCT 2007	54.68	54.68	54.68	416
1213	REMPELOU Kalliopi	GRE	25 SEP 2007	55.20	55.20	55.20	452
1243	SÁKOVICS Janka	HUN	6 FEB 2007	55.28	55.28	55.28	513
1235	KESZTHELYI Szonja	HUN	23 JUL 2008	56.13	56.13	56.13	501
1259	ZAKHARENKO Maria	IRL	11 DEC 2007	55.15	55.15	55.15	342
1260	HLESDOTTIR Eir	ISL	28 SEP 2007	55.01	55.01	55.01	252
1281	FRATTAROLI Laura	ITA	21 MAY 2008	54.23	54.23	54.23	259
1287	MACCHI Giulia	ITA	17 DEC 2007	54.53	54.53	54.53	394
1299	FEJZA Medina	KOS	1 SEP 2008				
1320	AUŠRAITĖ Eva	LTU	16 AUG 2007	55.96	55.59	55.59	366
1350	VAN LEUR Madelief	NED	19 APR 2007	53.04	53.04	53.04	98
1358	LOPES PATEY Lilje	NOR	15 FEB 2007	54.43	54.43	54.43	234
1372	KUŚ Anastazja	POL	11 MAY 2007	52.26	52.26	52.26	85
1389	TOMCZYK Zofia	POL	17 JUN 2008	53.27	53.27	53.27	133
1406	CIOBANU Sara-Maria	ROU	1 JAN 2007	57.20	57.20	57.20	612
1410	DUMITRESCU Mara Victoria	ROU	1 JAN 2007	57.23	57.23	57.23	690
1421	MARČELJA Manca	SLO	1 JAN 2008	56.63	56.63	56.63	532
1433	VEHOVAR Ema	SLO	1 JAN 2007	56.92	56.92	56.92	548
1443	JOVANOVIĆ Una	SRB	29 FEB 2008	56.69	56.69	56.69	506
1470	SCHRANZ Jelena	SUI	1 JAN 2008	56.96	56.96	56.96	
1489	GYMERSKÁ Lenka	SVK	3 JUL 2007	54.66	54.66	54.66	232
1483	BORTLÍKOVÁ Lucia	SVK	9 MAY 2008	56.90	56.90	56.90	667
1506	BORG Matilda	SWE	21 JAN 2007	56.32	55.43	55.43	430
1533	KADANALI Duru Iklım	TUR	28 SEP 2007	56.95	56.95	56.95	615
1547	OLEKSIUK Ivanna	UKR	7 JUL 2008	55.23	55.23	55.23	340
1541	KOTIK Rufina	UKR	14 MAY 2008	55.33	55.33	55.33	396

Total number of entries: 34
Updates in CZE athletes for 400 Hurdles Men, bib 158 and 161 marks with hurdles 0.94

ATH----- C32C1 1.1

Report Created THU 18 JUL 2024 7:49

Page 28/48

PREMIUM PARTNER 		BROADCAST PARTNERS  		INSTITUTIONAL PARTNERS      	
MOBILITY PARTNER 		PARTNERS   		OFFICIAL SUPPLIERS     	

Entry List by Event and Bib
REVISED
18 JUL 7:49

Bib	Name	Ctry Code	Date of Birth	Season Best	Personal Best	Qualifying Best	European Ranking
1005	SCHEDLER Pauline	AUT	30 JUN 2007	2:12.61	2:12.61	2:12.61	703
1026	BAN Elena	CRO	29 JAN 2008	2:09.78	2:09.78	2:09.78	325
1041	HOLUBOVÁ Adéla	CZE	17 SEP 2007	2:03.33	2:03.33	2:03.33	90
1059	ALDUAN Maria	ESP	28 AUG 2007	2:10.70	2:08.92	2:08.92	467
1094	TOOMENURM Naomi	EST	20 FEB 2008	2:12.31	2:12.31	2:12.31	449
1110	MARKÉN Winnie	FIN	20 MAY 2008	2:12.15	2:12.15	2:12.15	683
1150	KING Shaikira	GBR	14 JUL 2008	2:02.87	2:02.87	2:02.87	126
1156	TROW Bethany	GBR	10 MAY 2008	2:05.27	2:05.27	2:05.27	177
1195	TERHORST Paula	GER	1 JUL 2007	2:05.43	2:05.43	2:05.43	226
1214	ROUSSOU Ioulianna	GRE	11 MAY 2007	2:06.67	2:06.67	2:06.67	198
1203	FLOUTAKOU Nelly	GRE	26 NOV 2007	2:08.72	2:08.72	2:08.72	
1230	FELBER Kata Zselyke	HUN	22 FEB 2007	2:14.18	2:14.18	2:14.18	627
1248	FITZGERALD Saoirse	IRL	1 APR 2007	2:06.58	2:06.58	2:06.58	215
1252	LANGTON Pia	IRL	7 JUN 2007	2:08.92	2:08.92	2:08.92	327
1285	IRBETTI Elena	ITA	16 JUL 2007	2:07.35	2:07.35	2:07.35	210
1289	MARTINI Giorgia	ITA	10 OCT 2007	2:09.04	2:09.04	2:09.04	310
1317	VANADZIŅA Sibilla	LAT	5 OCT 2007	2:14.20	2:14.20	2:14.20	
1319	ZOBEL Sienna	LIE	13 NOV 2007	2:18.98	2:18.98	2:18.98	
1321	BUBINAITĖ Viltė	LTU	14 JUN 2007	2:14.37	2:13.47	2:13.47	495
1325	CICCONE Julia	LUX	6 AUG 2007	2:10.73	2:10.73	2:10.73	428
1334	BUGEJA Mireya	MLT	26 APR 2007	2:13.82	2:13.82	2:13.82	608
1342	DE JONG Maud	NED	1 JAN 2008	2:05.69	2:05.69	2:05.69	150
1355	BERNTSEN Astrid Cecilie	NOR	12 JUL 2007	2:06.84	2:06.84	2:06.84	249
1354	BEKKEMOEN TORBIÖRNSS Wilma Anna	NOR	31 MAY 2007	2:07.39	2:07.39	2:07.39	
1378	OLCHAWA Róża	POL	4 OCT 2007	2:09.32	2:09.32	2:09.32	
1377	NOWAK-ŁĄŻEWSKA Dorota	POL	18 DEC 2007	2:10.85	2:06.56	2:06.56	551
1397	DELFINO Teresa	POR	16 JUL 2007	2:12.59	2:12.59	2:12.59	585
1431	ŠULC Amelie Njoki	SLO	1 JAN 2007	2:10.65	2:10.65	2:10.65	529
1432	TURČIN Nina	SLO	1 JAN 2007	2:11.58	2:11.58	2:11.58	509
1448	VUČKOVIĆ Tara	SRB	25 FEB 2008	2:05.65	2:05.65	2:05.65	155
1449	ZORIĆ Lena	SRB	25 JUL 2008	2:10.41	2:10.41	2:10.41	797
1455	GROSSMANN Lynn	SUI	26 JAN 2007	2:11.09	2:11.09	2:11.09	427
1451	BÜCHEL Seline	SUI	13 JUL 2007	2:11.72	2:11.72	2:11.72	439
1466	RITLER NELE Sophia	SUI	7 NOV 2007	2:12.01	2:12.01	2:12.01	554
1487	GÁLIKOVÁ Eliška Ella	SVK	16 JUL 2008	2:12.49	2:12.49	2:12.49	576
1497	SLUIJPERS Kiara	SVK	15 MAY 2007	2:13.26	2:13.26	2:13.26	629
1507	CERNJUL Carmen	SWE	14 JUN 2007	2:05.05	2:05.05	2:05.05	145
1536	ÖZKARA Zeynep	TUR	21 MAR 2008	2:04.69	2:04.69	2:04.69	260
1545	LIUBANSKA Olesandra	UKR	12 JUL 2007	2:11.89	2:11.89	2:11.89	499

Total number of entries: 39

Updates in CZE athletes for 400 Hurdles Men, bib 158 and 161 marks with hurdles 0.94

ATH----- C32C1 1.1

Report Created THU 18 JUL 2024 7:49

Page 29/48

PREMIUM PARTNER 		BROADCAST PARTNERS  		INSTITUTIONAL PARTNERS    		OFFICIAL SUPPLIERS        	
--	--	--	--	--	--	---	--

Entry List by Event and Bib
REVISED
18 JUL 7:49

Bib	Name	Ctry Code	Date of Birth	Season Best	Personal Best	Qualifying Best	European Ranking
1069	GUTIERREZ Claudia	ESP	17 JUN 2007	4:24.28	4:24.28	4:24.28	233
1094	TOOMENURM Naomi	EST	20 FEB 2008	4:26.67	4:26.67	4:26.67	304
1115	PELTOLA Inka	FIN	8 FEB 2007	4:29.15	4:29.15	4:29.15	388
1141	BELSHAW Lyla	GBR	16 DEC 2007	4:13.71	4:13.71	4:13.71	88
1152	MCGOWAN Isla	GBR		4:17.52	4:17.52	4:17.52	
1227	DERDÁK Sára	HUN	12 FEB 2008	4:21.89	4:21.89	4:21.89	173
1255	O'LEARY Jennifer	IRL	28 MAR 2007	4:24.30	4:24.30	4:24.30	336
1245	BOLTON Emily	IRL	9 FEB 2008	4:24.31	4:24.31	4:24.31	296
1294	SALONIA Viviana	ITA	16 JAN 2007	4:27.33	4:27.33	4:27.33	
1291	MORRONE Viola	ITA	7 MAR 2007	4:30.53	4:30.53	4:30.53	414
1317	VANADZIŃA Sibilla	LAT	5 OCT 2007	4:36.14	4:31.61	4:31.61	345
1329	KROMBACH Linda	LUX	1 JAN 2007	4:27.19	4:27.19	4:27.19	
1341	CHADWICK Pippa	NED	1 JAN 2007	4:23.56	4:23.56	4:23.56	210
1346	MULDERS Kaate	NED	17 FEB 2008	4:25.04	4:25.04	4:25.04	259
1354	BEKKEMOEN TORBIÖRNSS Wilma Anna	NOR	31 MAY 2007	4:11.43	4:11.43	4:11.43	103
1357	LÆGRAN Mathea	NOR	11 JUN 2007	4:26.71	4:26.71	4:26.71	
1380	PESTKA Oksana	POL	1 MAY 2008	4:27.93	4:27.93	4:27.93	
1373	MARSZEWSKA Maja	POL	19 SEP 2008	4:29.50	4:29.50	4:29.50	
1400	MOREIRA Mariana	POR	21 MAR 2008	4:30.90	4:27.06	4:27.06	303
1398	JESUS Maria	POR	2 JUN 2008	4:31.60	4:31.60	4:31.60	384
1408	CONSTANTIN Lenuta	ROU	16 NOV 2007	4:25.85	4:24.44	4:24.44	214
1434	VERNEKER Ana Vita	SLO	3 SEP 2008	4:24.54	4:24.54	4:24.54	244
1428	RAJ Ema Pika	SLO	18 OCT 2008	4:26.63	4:26.63	4:26.63	252
1478	VON FLÜE Fiona	SUI	19 FEB 2008	4:24.58	4:18.17	4:18.17	148
1454	GOUTTEFARDE Cassandra	SUI	1 JAN 2008	4:32.19	4:32.19	4:32.19	
1504	BJERSTRÖM Freja	SWE	24 JUL 2007	4:24.25	4:24.25	4:24.25	340
1505	BJUVE Ebba-Stina	SWE	26 AUG 2007	4:28.02	4:28.02	4:28.02	373
1532	DURMUŞ Esra	TUR	5 FEB 2007	4:25.20	4:25.20	4:25.20	245

Total number of entries: 28
Updates in CZE athletes for 400 Hurdles Men, bib 158 and 161 marks with hurdles 0.94

ATH----- C32C1 1.1

Report Created THU 18 JUL 2024 7:49

Page 30/48

PREMIUM PARTNER 		BROADCAST PARTNERS  		INSTITUTIONAL PARTNERS    		MOBILITY PARTNER 		PARTNERS  		OFFICIAL SUPPLIERS 	
--	--	--	--	--	--	--	--	--	--	--	--

Entry List by Event and Bib

REVISED
18 JUL 7:49

Bib	Name	Ctry Code	Date of Birth	Season Best	Personal Best	Qualifying Best	European Ranking
1137	PORENTRU Laly	FRA	23 APR 2007	9:33.06	9:33.06	9:33.06	
1125	DELAUNAY-FOGLINO Lili-Meije	FRA	16 OCT 2007	9:37.67	9:37.67	9:37.67	
1146	FORREST Olivia	GBR	19 DEC 2008	9:21.94	9:21.94	9:21.94	
1154	PYE Katie	GBR	1 SEP 2007	9:23.12	9:19.54	9:19.54	
1149	JONES Isobelle	GBR		9:34.36	9:29.90	9:29.90	
1164	EHRLE Julia	GER	12 AUG 2007	9:23.71	9:23.71	9:23.71	
1182	MILLER Lera	GER	20 MAR 2007	9:25.94	9:25.94	9:25.94	
1219	VALACHA Myrto	GRE	11 SEP 2007	9:44.08	9:35.10	9:35.10	
1244	SZALAI Fanni	HUN	21 JAN 2008	9:34.65	9:31.86	9:34.65	
1251	GILL Clodagh	IRL	30 APR 2007	9:41.80	9:31.86	9:31.86	
1278	FERRARI Licia	ITA	22 FEB 2007	9:43.85	9:43.85	9:43.85	
1310	PÉTERSONE Marta Luīze	LAT	30 DEC 2007	10:07.79	10:07.79	10:07.79	365
1346	MULDERS Kaate	NED	17 FEB 2008	9:30.62	9:30.62	9:30.62	
1354	BEKKEMOEN TORBIÖRNSS Wilma Anna	NOR	31 MAY 2007	9:14.61	9:14.61	9:14.61	
1352	ALME Tuva	NOR	15 AUG 2008	9:28.10	9:28.10	9:28.10	
1351	ABRAHAM TEFFERA Venus	NOR	4 JUL 2008	9:29.33	9:29.33	9:29.33	
1428	RAJ Ema Pika	SLO	18 OCT 2008	9:43.97	9:43.97	9:43.97	
1504	BJERSTRÖM Freja	SWE	24 JUL 2007	9:39.61	9:39.61	9:39.61	
1530	BOYRAZ Döndü Kübra	TUR	22 MAY 2007	9:42.89	9:42.89	9:42.89	


Total number of entries: 19

Updates in CZE athletes for 400 Hurdles Men, bib 158 and 161 marks with hurdles 0.94

ATH----- C32C1 1.1

Report Created THU 18 JUL 2024 7:49

Page 31/48

<p>PREMIUM PARTNER</p> 		<p>BROADCAST PARTNERS</p>  		<p>INSTITUTIONAL PARTNERS</p>      	
<p>MOBILITY PARTNER</p> 		<p>PARTNERS</p>   		<p>OFFICIAL SUPPLIERS</p>     	

Entry List by Event and Bib
REVISED
18 JUL 7:49

Bib	Name	Ctry Code	Date of Birth	Season Best	Personal Best	Qualifying Best	European Ranking
1010	BYL Clémentine	BEL	19 SEP 2008	6:52.19	6:52.19	6:52.19	
1019	ENI Pamela	BUL	28 SEP 2007	6:58.63	6:58.63	6:58.63	
1035	ZUZZI Chiara	CRO	8 OCT 2008	7:07.48	7:07.48	7:07.48	
1039	BERKOVÁ Ema	CZE	1 JAN 2007	6:37.90	6:37.90	6:37.90	
1082	SOTO Nadia	ESP	28 DEC 2007	6:30.41	6:30.41	6:30.41	
1075	MARTINEZ Sabela	ESP	24 AUG 2008	6:44.43	6:44.43	6:44.43	
1111	MERTSALO Klaara	FIN	27 NOV 2008	7:02.08	7:02.08	7:02.08	
1122	BASTIDE Valentine	FRA	11 APR 2007	6:41.06	6:41.06	6:41.06	
1132	MARTIN Adèle	FRA	20 JUL 2007	6:45.17	6:45.17	6:45.17	
1151	LE FAY Rae	GBR	1 JAN 2007	6:41.81	6:41.81	6:41.81	
1147	JAMES Ava	GBR	22 JUL 2008	6:45.84	6:45.84	6:45.84	
1182	MILLER Lera	GER	20 MAR 2007	6:35.31	6:35.31	6:35.31	
1170	HANSELMANN Leni	GER	1 JAN 2007	6:42.48	6:42.48	6:42.48	
1216	STAMATOPOULOU Ioanna	GRE	28 NOV 2008	6:47.18	6:47.18	6:47.18	
1200	BOUGA Veroniki	GRE	9 NOV 2007	6:54.50	6:54.50	6:54.50	
1228	DOLMÁNY Emma	HUN	23 MAR 2007	7:07.13	7:07.13	7:07.13	
1266	YACOBI Ofri	ISR	16 NOV 2008	6:58.27	6:58.27	6:58.27	
1280	FRANZOLINI Giorgia	ITA	18 JUL 2007	6:56.19	6:56.19	6:56.19	
1268	BERNARDINI Asia	ITA	21 OCT 2007	6:58.44	6:58.44	6:58.44	
1309	OZOLA Laura	LAT	3 SEP 2007	7:04.66	7:04.66	7:04.66	243
1330	LOPES Elena	LUX	1 JAN 2008	7:15.51	7:13.29	7:13.29	
1333	MOCAN Nicoleta	MDA	14 JUL 2008	6:57.34	6:57.34	6:57.34	
1347	TEN BRUGGENCATE Rosalie	NED	1 JAN 2008	6:45.93	6:45.93	6:45.93	
1355	BERNTSEN Astrid Cecilie	NOR	12 JUL 2007	6:46.69	6:46.69	6:46.69	
1388	THAMM Michalina	POL	18 APR 2007	6:47.98	6:47.98	6:47.98	
1387	SZYMAŃSKA Zuzanna	POL	3 NOV 2008	6:52.25	6:52.25	6:52.25	
1399	KHVAS Cátia	POR	20 JAN 2007	7:01.45	7:01.45	7:01.45	
1416	BALAŽIC Lara	SLO	1 JAN 2008	7:04.35	7:04.35	7:04.35	
1417	BILBAN Sara	SLO	6 APR 2007	7:05.56	7:05.56	7:05.56	
1464	RAHM Amaja	SUI	1 JAN 2007	7:03.06	7:03.06	7:03.06	
1492	HVORKOVÁ Ela	SVK	20 JUL 2008	6:56.42	6:56.42	6:56.42	
1496	POPOVIČOVÁ Vивиána	SVK	28 JAN 2008	6:59.39	6:59.39	6:59.39	
1524	SZALKAI Fanny	SWE	8 OCT 2008	6:43.07	6:43.07	6:43.07	
1523	SÖDERLUND LARSSON Majken	SWE	26 JUN 2007	6:46.10	6:36.01	6:36.01	
1527	AKÇIÇEK Elif	TUR	13 SEP 2008	6:46.04	6:46.04	6:46.04	
1539	DUBENETS Daria	UKR	28 MAY 2007		7:03.09	7:03.09	

Total number of entries: 36
Updates in CZE athletes for 400 Hurdles Men, bib 158 and 161 marks with hurdles 0.94

ATH----- C32C1 1.1

Report Created THU 18 JUL 2024 7:49

Page 32/48

PREMIUM PARTNER 		BROADCAST PARTNERS  		INSTITUTIONAL PARTNERS      	
MOBILITY PARTNER 		PARTNERS   		OFFICIAL SUPPLIERS     	

Entry List by Event and Bib
REVISED
18 JUL 7:49








Bib	Name	Ctry Code	Date of Birth	Season Best	Personal Best	Qualifying Best	European Ranking
1017	DELIVERSKA Iva	BUL	20 NOV 2008	13.46	13.46	13.46	
1027	BARBARIĆ Eva	CRO	28 OCT 2008	13.57	13.57	13.57	
1029	BUJAN Jana	CRO	2 NOV 2007	14.02	14.02	14.02	
1053	VAVŘINOVÁ Klára	CZE	1 JAN 2007	13.39	13.39	13.39	
1047	POŠTULKOVÁ Petra	CZE	1 JAN 2007	13.59	13.46	13.46	
1071	JIMENEZ Emma	ESP	7 MAR 2007	13.77	13.77	13.77	
1084	TEJERO Iratxe	ESP	17 MAY 2007	13.79	13.79	13.79	
1087	MATSALU Pia Lauren	EST	18 DEC 2007	13.81	13.81	13.81	
1086	LOKOTAR Johanna	EST	7 JAN 2007	13.92	13.92	13.92	
1100	HIRVELÄ Linnea	FIN	25 JUN 2007	13.55	13.55	13.55	
1114	NISKALA Anni	FIN	4 NOV 2008	13.66	13.66	13.66	
1128	KINGUE Auxane	FRA	24 APR 2008	13.52	13.52	13.52	
1136	PAWLOWICZ Lenny	FRA	15 AUG 2007	13.61	13.61	13.61	
1183	NDASI Daryl	GER	1 JAN 2008	13.24	13.24	13.24	
1179	KLOTZ Aurora	GER	21 NOV 2007	13.54	13.54	13.54	
1217	SYMEONIDOU Sofia	GRE	3 JAN 2007	13.78	13.78	13.78	
1253	MANNION Orlaith	IRL	28 DEC 2007	13.72	13.72	13.72	
1290	MASIERO Vittoria	ITA	19 APR 2007	13.51	13.51	13.51	
1272	CIOCCOLONI Veronica	ITA	6 SEP 2007	13.58	13.58	13.58	
1314	RUTKA Rūta	LAT	21 APR 2008	14.10	14.10	14.10	
1305	CÍRULE Elizabete	LAT	23 AUG 2007	14.71	14.02	14.02	
1323	GRIGAITYTĖ Kamilė	LTU	8 MAY 2007	14.31	14.31	14.31	
1328	HOFFMANN Zoe	LUX	1 JAN 2008	14.41	14.41	14.41	
1353	ASDAL HANSEN Oda	NOR	11 AUG 2007	13.90	13.90	13.90	
1384	ROJEK Zofia	POL	3 FEB 2007	13.25	13.25	13.25	
1374	MICHALUK Vanessa	POL	30 DEC 2008	13.66	13.66	13.66	
1404	SAMPAIO Madalena	POR	20 MAR 2008	13.49	13.49	13.49	
1395	ALMEIDA Tatiana	POR	12 JAN 2007	13.82	13.82	13.82	
1407	CIUCULAN Diana-Maria	ROU	1 JAN 2008	14.03	14.03	14.03	
1405	BARBU Safira Mara	ROU	1 JAN 2007	14.24	14.24	14.24	
1430	SEKNE Hana	SLO	5 APR 2007	13.45	13.45	13.45	
1441	GOLUBOVIĆ Teodora	SRB	3 APR 2007	13.75	13.75	13.75	
1461	LIEM Sereina	SUI	1 JAN 2008	13.87	13.87	13.87	
1467	ROSA Emma	SUI	1 JAN 2007	13.94	13.94	13.94	
1486	FRLIČKOVÁ Laura	SVK	15 JAN 2007	13.14	13.14	13.14	
1485	ĐURIŠOVÁ Petra	SVK	3 JUL 2007	13.96	13.96	13.96	
1510	ERKFELDT Lisa	SWE	1 MAY 2007	13.72	13.72	13.72	340
1511	FAKELIUS Astrid	SWE	13 MAR 2008	13.85	13.85	13.85	

Total number of entries: 38
Updates in CZE athletes for 400 Hurdles Men, bib 158 and 161 marks with hurdles 0.94

ATH----- C32C1 1.1

Report Created THU 18 JUL 2024 7:49

Page 33/48

PREMIUM PARTNER 		BROADCAST PARTNERS  		INSTITUTIONAL PARTNERS      	
MOBILITY PARTNER 		PARTNERS   		OFFICIAL SUPPLIERS     	

Entry List by Event and Bib
REVISED
18 JUL 7:49

Bib	Name	Ctry Code	Date of Birth	Season Best	Personal Best	Qualifying Best	European Ranking
1000	VIÑALS Alba	AND	1 DEC 2007	1:00.47	1:00.47	1:00.47	222
1004	JÖRGL Nikola	AUT	1 JAN 2007	1:02.89	1:02.89	1:02.89	
1027	BARBARIĆ Eva	CRO	28 OCT 2008	1:00.12	1:00.12	1:00.12	196
1031	POLIĆ Tina	CRO	4 SEP 2007	1:01.09	1:01.09	1:01.09	232
1032	SUŠAC Iva	CRO	26 AUG 2007	1:01.37	1:01.37	1:01.37	303
1037	IHEAKA Chisom Grace	CYP	12 SEP 2008	1:01.15	1:01.15	1:01.15	258
1048	RADOVÁ Nina	CZE	25 MAY 2007	58.02	58.02	58.02	
1050	SEBEROVÁ Aneta	CZE	1 JAN 2007	1:00.45	1:00.45	1:00.45	
1073	MADARIAGA Itsaso	ESP	24 JAN 2007	59.65	59.11	59.11	159
1058	AGUERRALDE Alaine	ESP	21 NOV 2007	1:01.51	1:01.51	1:01.51	331
1079	PLATA Silvia	ESP	18 DEC 2007	1:01.53	1:01.53	1:01.53	
1085	ANDRE Hedi	EST	20 FEB 2007	1:02.28	1:02.28	1:02.28	292
1088	MOSER Allika Inkeri	EST	27 MAR 2008	1:03.25	1:03.25	1:03.25	
1101	JUNTUNEN Emma	FIN	16 MAY 2008	1:01.08	1:01.08	1:01.08	
1107	LAHTI Matilda	FIN	4 JUL 2007	1:02.32	1:02.32	1:02.32	342
1105	KASTARINEN Iida	FIN	12 JUN 2007	1:02.36	1:02.36	1:02.36	306
1131	LOPEZ Alicia	FRA	29 OCT 2007	59.12	59.12	59.12	
1138	POUZANCRE-HOYER Lalie	FRA	11 FEB 2007	59.84	59.84	59.84	
1159	SOKHADZE Ana	GEO	16 MAY 2007	1:02.52	1:02.52	1:02.52	
1187	PÖPPELMANN Lynn	GER	1 JAN 2008	1:00.10	1:00.10	1:00.96	229
1166	FEIRLE Rebekka	GER	1 JAN 2007	1:00.12	1:00.12	1:00.12	236
1193	SCHRÖDER Ida Carlotta	GER	8 APR 2008	1:01.03	1:01.03	1:01.03	
1205	GIANNOULIDOU Rafailia	GRE	4 JAN 2008	1:02.47	1:02.47	1:02.47	363
1241	PRUTKAY Kata	HUN	14 JUL 2008	1:00.72	1:00.72	1:00.72	
1237	KOVÁCS Viktória	HUN	18 DEC 2007	1:03.23	1:02.62	1:02.62	356
1233	HARGITTAI Zsófia	HUN	20 OCT 2008	1:03.27	1:03.27	1:03.27	
1265	NATANEL Gal	ISR	14 AUG 2007	1:00.49	1:00.49	1:00.49	231
1273	COPIELLO Sofia	ITA	3 APR 2007	59.39	59.39	59.39	202
1277	FALLETI Benedetta	ITA	30 JAN 2007	1:00.91	1:00.91	1:00.91	290
1307	KOZLOVA Ksenija	LAT	28 SEP 2007	1:01.96	1:01.96	1:01.96	265
1318	VIĢELE Skārlete Terēzija	LAT	11 MAR 2007	1:03.42	1:03.42	1:03.42	
1331	PURAYE Yaara	LUX	10 NOV 2007	1:01.99	1:01.99	1:01.99	250
1327	GRANGER Uyana	LUX	1 JAN 2008	1:02.91	1:02.91	1:02.91	
1349	VAN GILS Zoë	NED	1 JAN 2008	59.80	59.80	59.80	180
1369	KOWALCZUK Amelia	POL	27 DEC 2007	1:01.26	1:01.26	1:01.26	
1375	MUCHA Michałina	POL	3 SEP 2007	1:02.08	1:01.90	1:01.90	401
1401	NEVES Cristina	POR	1 JAN 2007	1:01.98	1:01.98	1:01.98	341
1414	UȚĂ Alexandra Ștefania	ROU	6 OCT 2007	57.75	56.31	56.31	46
1435	VODUŠEK Sara	SLO	1 JAN 2007	1:01.49	1:01.49	1:01.49	283
1424	POČIVAVŠEK Petra	SLO	1 JAN 2008	1:01.67	1:01.67	1:01.67	317
1457	HIRSBRUNNER Hanna	SUI	1 JAN 2007	1:01.52	1:01.52	1:01.52	
1484	ČANECKÁ Nina	SVK	25 FEB 2008	1:02.07	1:02.07	1:02.07	
1488	GROSSOVÁ Michaela	SVK	2 JUL 2007	1:02.76	1:02.76	1:02.76	
1511	FAKELIUS Astrid	SWE	13 MAR 2008	1:01.63	1:01.63	1:01.63	246
1528	ALTUNBULAK İlkim	TUR	1 JAN 2007	1:01.46	1:01.46	1:01.46	211
1533	KADANALI Duru İklim	TUR	28 SEP 2007	1:02.56	1:02.56	1:02.56	335
1549	SHAPOVALOVA Tetiana	UKR	25 JAN 2007	1:02.18	1:02.18	1:02.18	321
1548	OLIADNICHUK Maryna	UKR	6 JUL 2007	1:02.42	1:02.42	1:02.42	353

Total number of entries: 48

Updates in CZE athletes for 400 Hurdles Men, bib 158 and 161 marks with hurdles 0.94

ATH----- C32C1 1.1

Report Created THU 18 JUL 2024 7:49

Page 34/48

Entry List by Event and Bib
REVISED
18 JUL 7:49

Bib	Name	Ctry Code	Date of Birth	Season Best	Personal Best	Qualifying Best	European Ranking
1014	VAN LAERE Svea	BEL	27 SEP 2007	1.78	1.78	1.78	196
1020	KOSTOVA Natali	BUL	8 DEC 2007	1.78	1.78	1.78	139
1025	ZAHARIEVA Natali	BUL	1 FEB 2008	1.74	1.74	1.74	288
1052	TOMANOVÁ Stela	CZE	1 JAN 2007	1.86	1.86	1.86	85
1042	HRBÁČOVÁ Anna	CZE	1 JAN 2008	1.84	1.84	1.84	109
1064	BEDNAREK Zuzanna	ESP	25 JUL 2007	1.83	1.83	1.83	132
1060	ALONSO Aitana	ESP	4 OCT 2008	1.80	1.80	1.80	
1112	MIKKOLA Ella	FIN	10 NOV 2007	1.79	1.79	1.79	147
1135	OSSIE TCHIENGUE Yman	FRA	13 DEC 2007	1.80	1.80	1.80	140
1177	KALB Eva	GER	27 JAN 2008	1.77	1.77	1.77	235
1165	EVERS Carolin	GER	14 JAN 2008	1.74	1.74	1.74	358
1222	BÁTORI Lilianna	HUN	14 MAR 2007	1.87	1.87	1.87	42
1254	O'CONNOR Tara	IRL	23 NOV 2007	1.79	1.79	1.79	141
1257	QUINN Siun	IRL	23 MAR 2007	1.76	1.76	1.76	236
1267	BARBAGALLO Sophie	ITA	19 MAY 2008	1.75	1.75	1.75	264
1302	BÉRZIŇA Loreta	LAT	21 MAR 2007	1.82	1.82	1.82	134
1311	PETROVA Sofija	LAT	31 JAN 2007	1.76	1.76	1.76	161
1343	DOKTER Julia	NED	1 JAN 2007	1.83	1.83	1.83	83
1438	BEŽANOVIĆ Iva	SRB	24 JAN 2008	1.77	1.77	1.77	175
1444	KOVRILIJA Ana	SRB	1 AUG 2008	1.76	1.76	1.76	199
1462	LÜTHI Nadja	SUI	1 JAN 2007	1.82	1.82	1.82	127
1474	STUBER Nicole	SUI	1 JAN 2008	1.74	1.74	1.74	258
1491	HUDECOVÁ Anna Viktória	SVK	25 APR 2007	1.71	1.71	1.71	322
1508	ECKERS Zelda	SWE	7 APR 2008	1.78	1.78	1.78	284
1525	VICTORÉN Svea	SWE	26 MAY 2008	1.74	1.74	1.74	263
1542	KOZUB Anastasiia	UKR	18 JUL 2007	1.74	1.74	1.74	306
1546	LYMAN Vitalina	UKR	28 JAN 2008	1.74	1.74	1.74	332

Total number of entries: 27
Updates in CZE athletes for 400 Hurdles Men, bib 158 and 161 marks with hurdles 0.94

ATH----- C32C1 1.1

Report Created THU 18 JUL 2024 7:49

Page 35/48

PREMIUM PARTNER 		BROADCAST PARTNERS  		INSTITUTIONAL PARTNERS      			
MOBILITY PARTNER 		PARTNERS   		OFFICIAL SUPPLIERS     			

Entry List by Event and Bib

REVISED
18 JUL 7:49

Bib	Name	Ctry Code	Date of Birth	Season Best	Personal Best	Qualifying Best	European Ranking
1011	JOOSTEN Kyani	BEL	27 SEP 2007	4.10	4.10	4.10	138
1044	KRUTILOVÁ Nicole	CZE	1 JAN 2007	4.15	4.15	4.15	147
1074	MARTINEZ Noa	ESP	27 FEB 2007	4.01	4.01	4.01	211
1088	MOSER Allika Inkeri	EST	27 MAR 2008	4.20	4.20	4.20	97
1157	TURNER Isabella	GBR	18 DEC 2007	3.90	3.90	3.90	217
1174	HIESINGER Anna	GER	1 JAN 2007	4.20	4.20	4.20	121
1171	HÄRKE Klara	GER	14 MAY 2007	3.93	3.93	3.93	214
1201	BOUMPOULIDI Anastasia	GRE	20 MAY 2008	4.25	4.25	4.25	81
1218	TRANOU Georgia	GRE	18 APR 2008	3.86	3.86	3.86	230
1232	GASTIABURU-FRANK Abigél	HUN	27 DEC 2008	3.70	3.70	3.70	299
1236	KOVÁCS Patrícia	HUN	18 APR 2007	3.65	3.65	3.65	
1264	MANTEL Yarden	ISR	26 JAN 2007	4.00	4.00	4.00	146
1263	KAZNELSON KOGAN Lia	ISR	19 NOV 2008	3.65	3.65	3.65	
1276	DUCHI Ludovica	ITA	14 MAY 2007	3.91	3.91	3.91	224
1284	GORGOSALICE Sofia	ITA	4 APR 2008	3.80	3.80	3.80	359
1315	TRASŪNE Nikola	LAT	8 SEP 2008	3.85	3.85	3.85	220
1360	NJERVE Embla Matilde	NOR	22 FEB 2007	4.10	4.10	4.10	106
1391	TYSZKO Laura	POL	14 DEC 2007	3.90	3.90	3.90	179
1364	BRZEZINSKA Katarzyna	POL	27 DEC 2008	3.80	3.80	3.80	241
1429	SADEK Katarina	SLO	1 JAN 2007	3.75	3.75	3.75	232
1456	HÄUPTLI Melina	SUI	1 JAN 2007	3.81	3.81	3.81	235
1460	LEDERMANN Amélie	SUI	1 JAN 2007	3.66	3.66	3.66	313
1469	SCHMID Desirée	SUI	1 JAN 2007	3.65	3.65	3.65	340
1482	BOĽOŠOVÁ Liana	SVK	8 FEB 2008	3.50	3.50	3.50	337
1520	POTT Beate	SWE	5 OCT 2007	4.14	4.14	4.14	137
1512	HOLMÉN Ebba	SWE	3 FEB 2008	3.70	3.70	3.70	323
1538	BELCHENKO Olha	UKR	24 JUL 2007	4.00	4.00	4.00	200
1543	KUNYCHAK Sofia	UKR	14 OCT 2007	3.70	3.70	3.70	283

Total number of entries: 28

Updates in CZE athletes for 400 Hurdles Men, bib 158 and 161 marks with hurdles 0.94

ATH-----C32C1 1.1

Report Created THU 18 JUL 2024 7:49

Page 36/48

<p>PREMIUM PARTNER</p> 		<p>BROADCAST PARTNERS</p>  		<p>INSTITUTIONAL PARTNERS</p>     	
<p>MOBILITY PARTNER</p> 		<p>PARTNERS</p>  		<p>OFFICIAL SUPPLIERS</p>      	

Entry List by Event and Bib
REVISED
18 JUL 7:49

Bib	Name	Ctry Code	Date of Birth	Season Best	Personal Best	Qualifying Best	European Ranking
1001	JAVAKHYAN Sofia	ARM	1 JAN 2007	5.61	5.61	5.32	
1016	OMANOVIĆ Emina	BIH	24 AUG 2007	5.81	5.94	5.86	350
1024	VELICHKOVA Radina	BUL	15 DEC 2007	6.16	6.29	6.29	179
1023	TSONCHEVA Karina	BUL	5 NOV 2008	5.98	5.98	5.98	347
1029	BUJAN Jana	CRO	2 NOV 2007	5.99	5.99	5.99	250
1061	ARNAS Luna	ESP	26 APR 2008	6.02	6.18	6.18	
1090	PÖLLUAAS Annika	EST	11 DEC 2007	5.73	5.73	5.73	1115
1119	VIRJONEN Enni	FIN	14 MAY 2007	5.93	6.11	6.11	
1120	WALLIN Eila	FIN	20 DEC 2008	5.84	5.84	5.84	308
1134	NIANG Soudatou	FRA	12 DEC 2007	6.09	6.09	6.09	211
1126	DIARRA Djelika	FRA	13 JUN 2007	6.05	6.05	6.05	360
1155	SNELL Daisy	GBR	12 JUL 2007	6.16	6.16	6.16	200
1158	WOODS Eila	GBR	17 JAN 2007	6.14	6.14	6.14	304
1161	ANOCHILI Lena	GER	1 JAN 2007	6.16	6.16	6.16	263
1181	MICHELMANN Lynn	GER	1 JAN 2008	6.00	6.00	6.00	354
1220	ZAFEIRIDOU Maria Anna	GRE	24 MAY 2007	6.13	6.13	6.13	212
1208	MITROPOULOU Evelyn	GRE	4 FEB 2008	6.08	6.08	6.08	359
1242	RÓZSAHEGYI Bori	HUN	27 JUN 2007	6.38	6.38	6.38	80
1238	MOLNÁR Viktória	HUN	4 NOV 2007	6.15	6.15	6.15	201
1223	BOCZONÁDI Bora	HUN	13 MAY 2007	6.14	6.14	6.14	206
1282	GELPI Alessandra Martina	ITA	23 SEP 2008	6.04	6.04	6.04	278
1296	VALENTI Elisa	ITA	4 JAN 2007	6.04	6.04	6.04	346
1301	APSĪTE Brenda Džiliana	LAT	23 SEP 2008	6.15	6.15	6.15	210
1313	RETERE Anete	LAT	28 MAY 2007	5.95	5.95	5.95	357
1322	FIODOROVAITĒ Joana	LTU	21 OCT 2007	5.97	5.97	5.97	426
1337	ĐURANOVIĆ Anđela	MNE	25 JAN 2008	5.89	5.89	5.89	598
1367	KANICKA Lena	POL	15 MAY 2007	5.85	5.92	5.92	410
1385	RUDNIK Julia	POL	12 JUL 2007	5.80	5.80	5.80	451
1409	DOGAN Ana-Maria	ROU	1 JAN 2008	6.05	6.05	6.05	326
1481	BENDOVÁ Ema	SVK	26 FEB 2007	5.94	5.94	5.94	299
1498	ŠVAŇOVÁ Dominika	SVK	23 JAN 2008	5.88	5.88	5.88	529
1519	OLSSON Evelina	SWE	3 MAR 2008	6.19	6.19	6.04	265
1502	ALVELIN MALM Eila	SWE	31 MAY 2008	6.10	6.10	6.10	234
1544	LAPA Valeriia	UKR	12 OCT 2008	5.87	5.87	5.87	676
1551	SHEVCHENKO Anna	UKR	11 OCT 2007	5.87	5.87	5.87	565

Total number of entries: 35
Updates in CZE athletes for 400 Hurdles Men, bib 158 and 161 marks with hurdles 0.94

ATH-----C32C1 1.1

Report Created THU 18 JUL 2024 7:49

Page 37/48

PREMIUM PARTNER 		BROADCAST PARTNERS  		INSTITUTIONAL PARTNERS      	
MOBILITY PARTNER 		PARTNERS   		OFFICIAL SUPPLIERS     	

Entry List by Event and Bib
REVISED
18 JUL 7:49

Bib	Name	Ctry Code	Date of Birth	Season Best	Personal Best	Qualifying Best	European Ranking
1001	JAVAKHYAN Sofia	ARM	1 JAN 2007	11.86	11.86	11.86	
1023	TSONCHEVA Karina	BUL	5 NOV 2008	12.74	12.74	12.74	200
1067	DE LEON Ana Estrella	ESP	7 APR 2008	13.03	13.03	13.03	117
1063	BARRIOS Maria	ESP	29 APR 2007	13.00	13.00	13.00	145
1092	RÜNDVA Marta	EST	17 APR 2007	12.36	12.36	12.36	222
1124	CLAMY Tessa	FRA	10 OCT 2008	12.66	12.66	12.66	
1139	SY DE VAUCHER Amayelle	FRA	26 MAR 2008	12.63	12.63	12.63	231
1163	EDZARDS Lotta	GER	5 JAN 2007	12.70	12.70	12.70	243
1190	ROOS Berenike	GER	11 APR 2007	12.63	12.63	12.63	232
1221	ZARAGKA Melina	GRE	19 JAN 2007	13.17	13.17	13.17	108
1207	MAMA Eleni Nektaria	GRE	21 MAY 2007	13.06	13.06	13.06	162
1296	VALENTI Elisa	ITA	4 JAN 2007	13.05	13.05	13.05	208
1301	APSĪTE Brenda Džiliana	LAT	23 SEP 2008	13.50	13.50	13.50	65
1359	MURAI-UBBY Hannah Rebekah	NOR	12 NOV 2007	12.21	12.53	12.53	
1376	NOWAK Helena	POL	9 OCT 2008	12.69	12.69	12.69	291
1371	KOZŁOWSKA Roksana	POL	12 APR 2007	12.38	12.38	12.38	384
1415	VRINCEANU Daria	ROU	1 JAN 2008	12.64	12.64	12.64	206
1426	PUČKO Taja	SLO	1 JAN 2007	12.31	12.31	12.31	270
1440	ČUK Stela	SRB	31 JUL 2007	12.97	12.97	12.97	187
1446	NISIĆ Marija	SRB	29 NOV 2007	12.85	12.85	12.85	229
1494	MAJTÁNOVÁ Zuzana	SVK	14 JUN 2007	11.71	11.71	11.71	477
1502	ALVELIN MALM Ella	SWE	31 MAY 2008	13.04	13.04	13.04	149
1518	LUNDSTRÖM Stella	SWE	8 JAN 2007	12.41	12.67	12.67	236
1529	BİRDEL Esmannur	TUR	26 MAY 2008	12.92	12.92	12.92	186

Total number of entries: 24
Updates in CZE athletes for 400 Hurdles Men, bib 158 and 161 marks with hurdles 0.94

ATH----- C32C1 1.1

Report Created THU 18 JUL 2024 7:49

Page 38/48

PREMIUM PARTNER 		BROADCAST PARTNERS  		INSTITUTIONAL PARTNERS      			
MOBILITY PARTNER 		PARTNERS   		OFFICIAL SUPPLIERS     			

Women:560,Athletes:1160,Countries:48
Entry List by Event and Bib
REVISED
18 JUL 7:49

Bib	Name	Ctry Code	Date of Birth	Season Best	Personal Best	Qualifying Best	European Ranking
1013	THIAM Nafy	BEL	19 SEP 2007	18.43	18.43	18.43	
1015	BEŠLIJA Zerina	BIH	24 OCT 2008	14.61	14.61	14.61	
1083	TANKEU DJEUDJI Andrea Njimi	ESP	14 AUG 2007	16.43	16.43	16.43	136
1072	LOPEZ Nerea	ESP	23 MAR 2007	15.45	15.45	15.45	
1093	TIRI Kristella	EST	31 DEC 2007	14.79	14.79	14.79	
1191	SCHERF Emily	GER	10 JAN 2007	16.68	16.68	16.68	125
1172	HEBERLE Antonia	GER	17 DEC 2008	15.92	15.92	15.92	
1212	RAFAILIDOU Maria	GRE	29 JAN 2007	18.70	18.70	18.70	91
1199	ANDREADI Anastasia Mihaela	GRE	5 MAR 2008	17.76	17.76	17.76	
1292	NALESSO Anita	ITA	18 MAR 2007	15.69	15.69	15.69	
1269	BERNARDIS Elettra	ITA	27 DEC 2007	15.28	15.28	15.28	
1316	USTUPA Elīna	LAT	29 JAN 2007	14.95	14.95	14.95	
1344	DONKHOKSUNG Palita	NED	1 JAN 2008	16.50	16.50	16.50	
1340	BIJLHOUWER Fenne	NED	1 JAN 2007	15.59	15.59	15.59	
1339	BAERVELDT Jolie	NED	11 MAR 2007	15.49	15.49	15.49	
1394	WYSOCZAŃSKA Iga	POL	24 FEB 2007	16.01	16.01	16.01	
1363	BIELECKA Maja	POL	20 DEC 2007	15.08	15.08	15.08	
1411	FIRTALA Adina Ionela	ROU	4 JAN 2007	14.84	14.99	14.99	310
1447	TRIFUNOVIĆ Aleksandra	SRB	9 FEB 2007	15.37	15.37	15.37	238
1476	TEMENG Christa	SUI	15 APR 2007	15.13	15.13	15.13	
1500	VASILCOVÁ Anna	SVK	14 JAN 2008	13.83	13.83	13.83	
1513	JERGMAR Amilia	SWE	1 JAN 2007	15.57	15.57	15.57	
1522	RUNEMAR Elin	SWE	28 APR 2007	15.13	15.13	15.13	
1535	ÖZCAN Özlem	TUR	25 SEP 2007	16.67	16.67	16.67	
1550	SHEPEL Anhelina	UKR	14 JUL 2008	17.62	17.62	17.62	113

Total number of entries: 25
Updates in CZE athletes for 400 Hurdles Men, bib 158 and 161 marks with hurdles 0.94

ATH----- C32C1 1.1

Report Created THU 18 JUL 2024 7:49

Page 39/48

PREMIUM PARTNER 		BROADCAST PARTNERS  		INSTITUTIONAL PARTNERS    		MOBILITY PARTNER 		PARTNERS  		OFFICIAL SUPPLIERS 	
--	--	--	--	--	--	--	--	--	--	--	--

Entry List by Event and Bib
REVISED
18 JUL 7:49








Bib	Name	Ctry Code	Date of Birth	Season Best	Personal Best	Qualifying Best	European Ranking
1028	BARBIĆ Vita	CRO	13 AUG 2007	48.34	48.34	48.34	179
1033	VOJNOVIĆ Ivana	CRO	18 JUN 2007	40.20	41.01	41.01	
1036	ARISTOTELOUS Rafaella	CYP	27 JUL 2007	45.03	45.03	45.03	261
1083	TANKEU DJEUDJI Andrea Njimi	ESP	14 AUG 2007	51.85	51.85	51.85	140
1097	VERST Katarina	EST	6 MAR 2007	42.24	42.24	42.24	291
1113	MUUKKA Iida	FIN	20 JUN 2007	47.02	47.02	47.02	211
1109	MÄKINEN Kiia	FIN	9 DEC 2008	43.57	43.57	43.57	308
1108	LOMMI Leia	FIN	10 SEP 2007	40.89	40.89	40.89	
1196	WEPIWE Nadjela	GER	8 JAN 2007	49.94	49.94	49.94	141
1197	WILDNER Chiara	GER	6 JAN 2008	47.91	47.91	47.91	
1160	ADESOKAN Favour	GER	19 APR 2008	47.59	47.59	47.59	210
1212	RAFAILIDOU Maria	GRE	29 JAN 2007	49.59	49.59	49.59	142
1215	SAMOLADA Vasiliki	GRE	19 MAY 2007	46.31	46.31	46.31	233
1234	KESERŰ Mirabella Emese	HUN	7 JAN 2008	49.34	49.34	49.34	206
1229	FARKAS Emese	HUN	23 NOV 2008	45.91	45.91	45.91	250
1297	VERONESE Emma	ITA	1 JAN 2008	44.47	44.47	44.47	242
1300	GE GA Nartila	KOS	25 AUG 2008	40.96	40.96	40.96	
1340	BIJLHOUWER Fenne	NED	1 JAN 2007	44.66	44.66	44.66	252
1394	WYSOCZAŃSKA Iga	POL	24 FEB 2007	42.65	42.65	42.65	
1362	BARTECZKO Maja	POL	12 AUG 2008	42.27	42.27	42.27	343
1412	PADURE Lara Ioana	ROU	1 JAN 2007	43.57	43.57	43.57	286
1445	KRTINIĆ Danka	SRB	21 OCT 2007	43.66	43.66	43.66	301
1479	WALTHER Tina	SUI	8 JAN 2007	43.85	43.85	43.85	279
1472	SIMÓN CARREÑO Mar	SUI	1 MAR 2008	43.14	43.14	43.14	311
1473	STAUB Larissa	SUI	2 AUG 2007	42.73	42.73	42.73	318
1495	OKOYEOCHA Ema Ijeoma	SVK	12 OCT 2008	40.44	40.44	40.44	
1515	KARLSSON Julia	SWE	24 NOV 2007	45.58	45.58	45.58	281

Total number of entries: 27
Updates in CZE athletes for 400 Hurdles Men, bib 158 and 161 marks with hurdles 0.94

ATH----- C32C1 1.1

Report Created THU 18 JUL 2024 7:49

Page 40/48

PREMIUM PARTNER 		BROADCAST PARTNERS  		INSTITUTIONAL PARTNERS      	
MOBILITY PARTNER 		PARTNERS   		OFFICIAL SUPPLIERS     	

Entry List by Event and Bib
REVISED
18 JUL 7:49






Bib	Name	Ctry Code	Date of Birth	Season Best	Personal Best	Qualifying Best	European Ranking
1002	BUTTER Nina	AUT	1 JAN 2007	59.02	59.02	59.02	
1009	BEERNAERT Manon	BEL	13 JAN 2007	62.23	63.25	63.25	
1055	ETTRUP LARSEN Sarah	DEN	15 MAR 2008	57.64	57.64	57.64	
1066	CORBACHO Aixa	ESP	18 MAR 2007	63.04	63.04	63.04	
1096	VEBERSON Madleen	EST	28 AUG 2008	57.57	57.57	57.57	
1103	KÄRHÄ Pinja	FIN	20 MAR 2007	72.02	72.02	72.02	
1104	KÄRHÄ Venla	FIN	20 MAR 2007	65.04	65.04	65.04	
1123	BONJEAN Candyce	FRA	16 JUN 2007	66.09	66.09	66.09	
1173	HEGEMANN Clara	GER	11 JUL 2007	72.66	72.66	72.66	126
1178	KIENAST Nova	GER	24 JUL 2007	72.17	72.17	72.17	
1202	CHERNOVA Alexandra	GRE	4 MAY 2008	60.85	60.85	60.85	
1211	PETEINARI Ioanna	GRE	20 MAR 2008	60.58	60.58	60.58	
1231	FERTIG Fanni	HUN	24 APR 2007	65.19	65.19	65.19	205
1234	KESERŰ Mirabella Emese	HUN	7 JAN 2008	62.86	62.86	62.86	
1250	GALLEN Caoimhe	IRL	31 JUL 2007	63.58	63.58	63.58	
1262	SVERRISDÓTTIR Birna Jóna	ISL	6 MAY 2007	58.00	58.00	58.00	
1283	GIARDINIERI Aurora	ITA	26 SEP 2007	60.90	60.90	60.90	
1298	ZANNA Celeste	ITA	7 AUG 2007	60.21	60.21	60.21	
1332	SNÄLL Sofia	LUX	1 JAN 2007	55.61	55.61	55.61	
1336	SHOEMAKE Bianca	MLT	2 FEB 2008	56.70	56.70	56.70	
1382	PRACHARCZYK Maria	POL	23 JUL 2007	63.40	63.40	63.40	
1386	ŚMIGLEWSKA Zuzanna	POL	28 SEP 2007	62.01	62.01	62.01	
1418	KOVAČIČ Zala	SLO	2 APR 2007	59.64	59.64	59.64	
1436	AMIDŽIĆ Mina	SRB	21 NOV 2007	62.06	62.06	62.06	
1495	OKOYEOCHA Ema Ijeoma	SVK	12 OCT 2008	56.11	56.11	56.11	
1501	ALLARD Midea	SWE	3 FEB 2008	61.08	61.08	61.08	
1516	LINDBERG Beatrice	SWE	24 AUG 2007	60.90	60.90	60.90	
1534	KUŞOĞ Birsen	TUR	27 OCT 2008	60.12	60.12	60.12	
1540	DZEROZHYNKA Polina	UKR	23 SEP 2008	71.08	71.08	71.08	
1553	SKOCHENKO Ilna	UKR	29 JUN 2008	62.05	62.05	62.05	

Total number of entries: 30
Updates in CZE athletes for 400 Hurdles Men, bib 158 and 161 marks with hurdles 0.94

ATH----- C32C1 1.1

Report Created THU 18 JUL 2024 7:49

Page 41/48

PREMIUM PARTNER 		BROADCAST PARTNERS  		INSTITUTIONAL PARTNERS      	
MOBILITY PARTNER 		PARTNERS   		OFFICIAL SUPPLIERS     	

Entry List by Event and Bib
REVISED
18 JUL 7:49

Bib	Name	Ctry Code	Date of Birth	Season Best	Personal Best	Qualifying Best	European Ranking
1003	HALLER Leonie Zoe	AUT	1 JAN 2007	47.71	47.75	47.71	
1028	BARBIĆ Vítá	CRO	13 AUG 2007	57.81	60.48	60.48	85
1057	LEI HANSGAARD Viola	DEN	19 APR 2008	48.11	48.20	48.20	
1070	IGLESIAS Lara	ESP	18 NOV 2007	52.46	52.46	52.46	
1081	SELLART Erika	ESP	15 JUN 2007	49.72	49.72	49.72	
1118	VÄÄNÄNEN Jenni	FIN	15 MAY 2007	50.43	50.43	50.43	
1098	AARNIO Milla	FIN	12 FEB 2008	47.15	47.15	47.15	
1175	IRLINGER Konstanze	GER	8 MAR 2007	53.68	53.68	53.68	
1185	NEUPAUEROVA Ema	GER	8 OCT 2008	51.28	51.28	51.28	
1186	PHILIPP Melina Sophie	GER	1 JAN 2008	49.97	49.97	49.97	
1258	SILKENA Enya	IRL	7 OCT 2007	51.88	51.88	51.88	261
1274	CORTESI Elisa	ITA	1 JAN 2007	48.86	48.86	48.86	
1306	KLAUMANE Elīza	LAT	15 APR 2008	47.54	47.54	47.54	
1316	USTUPA Elīna	LAT	29 JAN 2007	44.87	44.87	44.87	
1339	BAERVELDT Jolie	NED	11 MAR 2007	53.28	54.02	54.02	139
1365	GIBAS Amelia	POL	1 OCT 2008	51.35	51.35	51.35	
1381	PIECHOTA Antonina	POL	4 AUG 2008	48.36	48.36	48.36	
1422	MESEC Pia	SLO	1 JAN 2008	52.20	52.20	52.20	
1419	KRIŽ Živa	SLO	1 JAN 2008	47.53	47.53	47.53	
1437	BEDE Borbala	SRB	12 JUN 2007	49.98	49.98	49.98	
1480	BALLOVÁ Daša	SVK	24 MAR 2008	45.08	45.08	45.08	
1517	LINDBERG Elin	SWE	2 AUG 2008	55.35	55.35	51.60	
1514	JUNESTÅL Stina	SWE	20 MAY 2008	49.42	49.42	49.42	
1531	ÇIÇEK Rabiye	TUR	12 APR 2007	50.75	50.75	50.75	

Total number of entries: 24
Updates in CZE athletes for 400 Hurdles Men, bib 158 and 161 marks with hurdles 0.94

ATH----- C32C1 1.1

Report Created THU 18 JUL 2024 7:49

Page 42/48

PREMIUM PARTNER 		BROADCAST PARTNERS  		INSTITUTIONAL PARTNERS      			
MOBILITY PARTNER 		PARTNERS   		OFFICIAL SUPPLIERS     			

Entry List by Event and Bib
REVISED
18 JUL 7:49

Bib	Name	Ctry Code	Date of Birth	Season Best	Personal Best	Qualifying Best	European Ranking
1045	KUBAJUROVÁ Tereza	CZE	5 FEB 2007	5382	5382	5382	
1076	MONROY Andrea	ESP	18 MAY 2007	5338	5338	5338	
1068	FERNÁNDEZ Celia	ESP	23 SEP 2008	5302	5302	5302	
1095	UUSORG Mia Mireia	EST	21 NOV 2007	5520	5520	5520	
1091	RITARI Marleen	EST	31 JAN 2007	5202	5202	5202	
1119	VIRJONEN Enni	FIN	14 MAY 2007	5948	5948	5948	
1102	KÄHTÄVÄ Livia	FIN	17 JUN 2008	5001	5001	5001	
1133	NDOUMA-MONA Zola	FRA	24 MAY 2007	5535	5535	5535	
1143	BROWN Thea	GBR	19 MAR 2007	5440	5440	5440	
1148	JOHN Ava	GBR	2 JAN 2007	5377	5377	5377	
1168	GRETZLER Lotte	GER	1 JAN 2007	5598	5598	5598	
1192	SCHNEMILICH Maria	GER	28 JAN 2007	5401	5401	5401	
1258	SILKENA Enya	IRL	7 OCT 2007	5218	5218	5218	
1261	SÆVARSDÓTTIR Ísold	ISL	17 FEB 2007	5583	5583	5583	
1288	MANFREDINI Rita	ITA	3 MAY 2008	5271	5271	5271	
1293	PASTORE Isabella	ITA	24 JUN 2008	5108	5108	5108	
1312	REITMANE Adriana	LAT	7 JUL 2007	5526	5526	5526	
1304	BUNDE Nikola	LAT	11 MAR 2007	5242	5242	5242	
1345	JANSEN Ruby	NED	1 JAN 2007	5396	5396	5396	
1338	ACHIGWE Gift	NED	1 JAN 2008	5367	5367	5367	
1361	TVEIT AMUNDSEN Susanne	NOR	23 JAN 2007	5132	5132	5132	
1392	WIESZTORT Laura	POL	20 AUG 2008	5323	5323	5323	
1396	CANDÉ Natacha	POR	25 JAN 2007	5550	5550	5550	
1463	PFISTER Anna	SUI	18 JUN 2007	5345	5345	5345	
1459	KAISER Aline	SUI	10 JAN 2007	5219	5219	5219	
1498	ŠVAŇOVÁ Dominika	SVK	23 JAN 2008	4994	4994	4994	
1521	RUNEBORG Wilda	SWE	6 MAR 2007	5539	5539	5539	
1519	OLSSON Evelina	SWE	3 MAR 2008	5511	5511	5511	

Total number of entries: 28
Updates in CZE athletes for 400 Hurdles Men, bib 158 and 161 marks with hurdles 0.94

ATH-----C32C1 1.1

Report Created THU 18 JUL 2024 7:49

Page 43/48

PREMIUM PARTNER 		BROADCAST PARTNERS  		INSTITUTIONAL PARTNERS      	
MOBILITY PARTNER 		PARTNERS   		OFFICIAL SUPPLIERS     	

Entry List by Event and Bib

REVISED
18 JUL 7:49

Bib	Name	Ctry Code	Date of Birth	Season Best	Personal Best	Qualifying Best	European Ranking
50	NUJIĆ Linda	CRO	25 AUG 2008				
53	VEGA GONZALEZ Irene	ESP	3 JAN 2007	23:55.28	23:55.28	23:55.28	
52	TORRES Gina	ESP	25 AUG 2007	23:57.28	23:57.28	23:57.28	
51	PASTOR MARÍN Nara	ESP	27 AUG 2007	24:18.80	24:18.80	24:18.80	
54	AIRAKSINEN Iiris	FIN	12 JUL 2007	25:14.73	25:14.73	25:14.73	
55	CHATZITHEOLOGOU Chrysoula	GRE	17 MAR 2007	25:57.28	25:57.28	25:57.28	
56	O'CALLAGHAN Savanagh	IRL	2 MAR 2008	25:08.04	25:08.04	25:08.04	
57	DI FABIO Serena	ITA	23 NOV 2007	22:16.77	22:16.77	22:16.77	
58	PALMONARI Beatrice	ITA	13 MAR 2008	23:44.37	23:44.37	23:44.37	
60	ZEMBROWSKA Aleksandra	POL	28 NOV 2007	25:20.03	25:20.03	25:20.03	
59	DROZDOWSKA Aleksandra	POL	4 AUG 2007	25:34.69	25:34.69	25:34.69	
62	LUÍS Isabel	POR	9 MAY 2007	25:33.59	25:33.59	25:33.59	
61	ANGÉLICO Matilde	POR	8 JUL 2008	25:55.07	25:55.07	25:55.07	
63	POP Alessia Cristina	ROU	30 JAN 2007	22:35.81	22:35.81	22:32.00	
64	EREMIĆ Dunja	SRB	22 JAN 2007	25:37.84	25:37.84	23:52.00	
66	KUSÁ Petra	SVK	8 APR 2007	24:10.85	24:10.85	24:10.85	
65	INDRIŠKOVÁ Tímea	SVK	6 AUG 2008	25:41.64	25:41.64	25:23.00	
67	ZÁMECNIKOVA Kristína	SVK	27 SEP 2007		25:06.35	24:06.00	
68	GÜVEN Şerife Berra	TUR	24 JAN 2008	25:17.40	25:17.40	24:12.00	
69	TKACHUK Veronika	UKR	3 AUG 2008	24:36.41	24:36.41	23:57.00	
70	YUSHCHENKO Daryna	UKR	21 MAR 2007	25:13.73	25:13.73	25:13.73	



Total number of entries: 21

Updates in CZE athletes for 400 Hurdles Men, bib 158 and 161 marks with hurdles 0.94

ATH-----C32C1 1.1

Report Created THU 18 JUL 2024 7:49

Page 44/48

<p>PREMIUM PARTNER</p> 		<p>BROADCAST PARTNERS</p>  		<p>INSTITUTIONAL PARTNERS</p>      	
<p>MOBILITY PARTNER</p> 		<p>PARTNERS</p>   		<p>OFFICIAL SUPPLIERS</p>     	

Entry List by Event and Bib
REVISED
18 JUL 7:49

Bib	Name	Ctry Code	Date of Birth	Season Best	National Record	Qualifying Best	European Ranking
BULGARIA		BUL					
1021	MILANOVA Anna		16 JUL 2007				
1024	VELICHKOVA Radina		15 DEC 2007				
1018	DIMITROVA Raya		4 JUN 2008				
1022	PETKOVA Kristina		11 APR 2008				
CROATIA		CRO			2:11.53		
1029	BUJAN Jana		2 NOV 2007				
1027	BARBARIĆ Eva		28 OCT 2008				
1031	POLIĆ Tina		4 SEP 2007				
1032	SUŠAC Iva		26 AUG 2007				
1034	VRDOLJAK Nina		11 JUN 2008				
1030	KAPAC Klara		31 MAR 2007				
CZECHIA		CZE			2:07.16		
1046	MARKOVÁ Tereza		2 JUN 2008				
1049	ŠAFÁŘOVÁ Johanka		1 JAN 2007				
1040	DANĚČKOVÁ Silvie		1 JAN 2007				
1048	RADOVÁ Nina		25 MAY 2007				
1051	TICHÁ Tereza		1 JAN 2007				
1041	HOLUBOVÁ Adéla		17 SEP 2007				
SPAIN		ESP			2:08.53		
1080	RUIZ Ana Alba		13 JUN 2007				
1079	PLATA Silvia		18 DEC 2007				
ESTONIA		EST			2:09.06		
1095	UUSORG Mia Mireia		21 NOV 2007				
1091	RITARI Marleen		31 JAN 2007				
1085	ANDRE Hedi		20 FEB 2007				
1090	PÖLLUAAS Annika		11 DEC 2007				
1088	MOSER Allika Inkeri		27 MAR 2008				
1086	LOKOTAR Johanna		7 JAN 2007				
1089	OTT Miia		19 APR 2007				
1087	MATSALU Pia Lauren		18 DEC 2007				
FINLAND		FIN			2:09.32		
1114	NISKALA Anni		4 NOV 2008				
1101	JUNTUNEN Emma		16 MAY 2008				
1099	FILENIUS Silja		9 MAY 2007				
1120	WALLIN Ella		20 DEC 2008				
1117	TUOMINEN Hilla		6 JUN 2008				
1106	KOIVULUOMA Amelie		21 JUN 2007				
1107	LAHTI Matilda		4 JUL 2007				
1100	HIRVELÄ Linnea		25 JUN 2007				
FRANCE		FRA			2:08.48		
1130	LAPORAL Shade		7 DEC 2007				
GREAT BRITAIN & N.I		GBR			2:07.18		
1153	OMOTOSHO Shiloh		28 DEC 2008				
1142	BRINDLE Elsie						
1148	JOHN Ava		2 JAN 2007				
1145	DESIR Nell		7 MAR 2008				
1143	BROWN Thea		19 MAR 2007				
1144	DACOSTA Kara		1 JAN 2007				

Updates in CZE athletes for 400 Hurdles Men, bib 158 and 161 marks with hurdles 0.94

ATH----- C32C1 1.1

Report Created THU 18 JUL 2024 7:49

Page 45/48

PREMIUM PARTNER 		BROADCAST PARTNERS  		INSTITUTIONAL PARTNERS      	
MOBILITY PARTNER 		PARTNERS   		OFFICIAL SUPPLIERS     	

Women:560,Athletes:1160,Countries:48
Entry List by Event and Bib
REVISED
18 JUL 7:49

Bib	Name	Ctry Code	Date of Birth	Season Best	National Record	Qualifying Best	European Ranking
GERMANY		GER			2:09.87		
1193	SCHRÖDER Ida Carlotta		8 APR 2008				
1198	WÜBBEN Mieke		17 FEB 2007				
1184	NETTA Levke		20 JUL 2007				
GREECE		GRE			2:09.16		
1206	LYTRA Miselina		24 JAN 2008				
1210	PAPADERAKI Argyro		2 JAN 2007				
1213	REMPELOU Kalliopi		25 SEP 2007				
1203	FLOUTAKOU Nelly		26 NOV 2007				
1217	SYMEONIDOU Sofia		3 JAN 2007				
1204	FOUNTOULAKI Chrysi		30 OCT 2007				
1209	ORFANIDI Styliani		27 JAN 2008				
1214	ROUSSOU Ioulianna		11 MAY 2007				
HUNGARY		HUN			2:09.22		
1226	DARAI Laura Zita		21 FEB 2007				
1240	PFISZTERER Dorina		19 APR 2008				
1243	SÁKOVICS Janka		6 FEB 2007				
1224	BOLDOGH Boróka		12 MAY 2007				
1239	PÁPAI Nerina		2 APR 2008				
1225	CSAHÓCZI Kamilla		29 JAN 2008				
1235	KESZTHELYI Szonja		23 JUL 2008				
IRELAND		IRL			2:11.79		
1259	ZAKHARENKO Maria		11 DEC 2007				
1246	DALY Molly		26 MAR 2008				
1256	O'SULLIVAN Elena		31 OCT 2007				
1247	DOHERTY Katie		28 JUL 2007				
1249	FRIEL Erin		15 FEB 2008				
ITALY		ITA			2:06.45		
1285	IRBETTI Elena		16 JUL 2007				
1271	CASTELLANI Margherita		11 NOV 2008				
1279	FIorentini Zoe		2 FEB 2007				
1287	MACCHI Giulia		17 DEC 2007				
1275	DAMBRUOSO Benedetta		26 JUL 2008				
1281	FRATTAROLI Laura		21 MAY 2008				
1295	VALENSIN Elisa		1 JAN 2007				
1270	CANOVI Viola		23 MAY 2008				
LATVIA		LAT			2:17.95		
1308	MAURIŅA Vendija		21 MAY 2007				
1305	CĪRULE Elizabete		23 AUG 2007				
1307	KOZLOVA Ksenija		28 SEP 2007				
1318	VIĢELE Skārlete Terēzija		11 MAR 2007				
1314	RUTKA Rūta		21 APR 2008				
1303	BUKA Beāte		8 AUG 2008				
LUXEMBOURG		LUX					
1326	GAENG Camille		1 JAN 2008				
1327	GRANGER Uyana		1 JAN 2008				
1325	CICCONE Julia		6 AUG 2007				
1331	PURAYE Yaara		10 NOV 2007				
1328	HOFFMANN Zoe		1 JAN 2008				

Updates in CZE athletes for 400 Hurdles Men, bib 158 and 161 marks with hurdles 0.94

ATH----- C32C1 1.1

Report Created THU 18 JUL 2024 7:49

Page 46/48

PREMIUM PARTNER 		BROADCAST PARTNERS  		INSTITUTIONAL PARTNERS      	
MOBILITY PARTNER 		PARTNERS   		OFFICIAL SUPPLIERS     	

Women:560,Athletes:1160,Countries:48
Entry List by Event and Bib
REVISED
18 JUL 7:49

Bib	Name	Ctry Code	Date of Birth	Season Best	National Record	Qualifying Best	European Ranking
NORWAY		NOR			2:09.28		
1356	FAGERLAND Kaisa Sol		22 JUN 2008				
1361	TVEIT AMUNDSEN Susanne		23 JAN 2007				
1359	MURAI-UBBY Hannah Rebekah		12 NOV 2007				
1358	LOPES PATEY Lilje		15 FEB 2007				
1353	ASDAL HANSEN Oda		11 AUG 2007				
POLAND		POL			2:08.57		
1379	PAJEČKA Lena		25 OCT 2007				
PORTUGAL		POR			2:10.85		
1404	SAMPAIO Madalena		20 MAR 2008				
1402	OLIVEIRA Margarida		31 JUL 2008				
1395	ALMEIDA Tatiana		12 JAN 2007				
1397	DELFINO Teresa		16 JUL 2007				
1403	PINHO Miriam		2 AUG 2007				
1396	CANDÉ Natacha		25 JAN 2007				
1401	NEVES Cristina		1 JAN 2007				
ROMANIA		ROU			2:06.13		
1414	UȚĂ Alexandra Ștefania		6 OCT 2007				
1413	TĂUȘAN Tatiana Emanuela		1 JAN 2007				
1415	VRÎNCEANU Daria		1 JAN 2008				
1406	CIOBANU Sara-Maria		1 JAN 2007				
1410	DUMITRESCU Mara Victoria		1 JAN 2007				
SLOVENIA		SLO			2:10.64		
1427	RADIŠEK Nina		1 JAN 2007				
1421	MARČELJA Manca		1 JAN 2008				
1425	PODGORNIK Maša		1 JAN 2008				
1423	OGRIZEK Urška		27 JUL 2007				
1430	SEKNE Hana		5 APR 2007				
1424	POČIVAVŠEK Petra		1 JAN 2008				
1420	MANTE LJ Neja		1 JAN 2008				
1433	VEHOVAR Ema		1 JAN 2007				
SERBIA		SRB			2:12.17		
1439	BOTUNJAC Sara		25 JUL 2008				
1448	VUČKOVIĆ Tara		25 FEB 2008				
1441	GOLUBOVIĆ Teodora		3 APR 2007				
1442	JEREMIĆ Nikolina		25 JUN 2008				
1443	JOVANOVIĆ Una		29 FEB 2008				
1449	ZORIĆ Lena		25 JUL 2008				
SWITZERLAND		SUI			2:10.32		
1457	HIRSBRUNNER Hanna		1 JAN 2007				
1470	SCHRANZ Jelena		1 JAN 2008				
1477	TONAZZI Milla		1 JAN 2007				
1465	RANKL Timea		1 JAN 2008				
1453	FRANK Lisa		1 JAN 2007				
1452	BURI Xenia		1 JAN 2008				

Updates in CZE athletes for 400 Hurdles Men, bib 158 and 161 marks with hurdles 0.94

ATH----- C32C1 1.1

Report Created THU 18 JUL 2024 7:49

Page 47/48

PREMIUM PARTNER 		BROADCAST PARTNERS  		INSTITUTIONAL PARTNERS    		MOBILITY PARTNER 		PARTNERS  		OFFICIAL SUPPLIERS 	
---	--	---	--	---	--	---	--	---	--	---	--

Entry List by Event and Bib
REVISED
18 JUL 7:49

Bib	Name	Ctry Code	Date of Birth	Season Best	National Record	Qualifying Best	European Ranking
SLOVAK REPUBLIC		SVK			2:11.77		
1493	KOŠÚTOVÁ Lucia		20 NOV 2008				
1490	HRNČAROVÁ Romana		10 JUL 2007				
1489	GYMERSKÁ Lenka		3 JUL 2007				
1483	BORTLÍKOVÁ Lucia		9 MAY 2008				
1486	FRLIČKOVÁ Laura		15 JAN 2007				
1481	BENDOVÁ Ema		26 FEB 2007				
1484	ČANECKÁ Nina		25 FEB 2008				
1499	SVATÍKOVÁ Tamara		27 FEB 2007				
TÜRKIYE		TUR			2:13.10		
1529	BİRDEL Esmnur		26 MAY 2008				
1533	KADANALI Duru İklim		28 SEP 2007				
1536	ÖZKARA Zeynep		21 MAR 2008				
1537	TAŞDELEN Reyhan		29 SEP 2007				
1528	ALTUNBULAK İlkim		1 JAN 2007				
UKRAINE		UKR			2:08.33		
1541	KOTIK Ruffina		14 MAY 2008				
1555	VOLOSHYN Nikoletta		30 JAN 2008				
1547	OLEKSIUK Ivanna		7 JUL 2008				
1554	STEPANIUK Uliana		2 OCT 2007				
1552	SHVAB Yelyzaveta		16 JUN 2007				

Total number of entries: 25
Updates in CZE athletes for 400 Hurdles Men, bib 158 and 161 marks with hurdles 0.94

ATH-----C32C1 1.1

Report Created THU 18 JUL 2024 7:49

Page 48/48

PREMIUM PARTNER 		BROADCAST PARTNERS  		INSTITUTIONAL PARTNERS      					
MOBILITY PARTNER 		PARTNERS   		OFFICIAL SUPPLIERS     					

Official Communication

**100m Hurdles Heptathlon
Rerun**

Item: 1

Following a decision by the referee there will be a re-run for 1 athlete in the 100m hurdles. The athlete is Enya Silkena IRL (1258). This will happen at 13:20 - she will run in lane 4

Issued by: Technical delegates
Time: 12:24
Date: 18 JUL 2024

This decision affects:

RESULTS
SCHEDULE
OTHER

X
X

Official Communication

**Timetable change
800m Men, Semifinal 1**

Item: 2

On Day 3 pm Semifinal 1 of 800m Men is now scheduled at 18:02

Issued by: Technical Delegates

This decision affects:

RESULTS

Time: 15:50

SCHEDULE

Date: 19 JUL 2024

OTHER

X
X

Official Communication

**Redraw
Medley relay WOMEN**

Item: 3

There has been a redraw for the women's medley relay following the withdrawal of one team. There will now only be 3 heats. The qualification for both the men's and women's relays will be 1+5

Issued by: Technical delegtaes
Time: 16:05
Date: 19 JUL 2024

This decision affects:

RESULTS
SCHEDULE
OTHER

X
X

Official Communication

**Timetable change
Medal Ceremonies**

Item: 4

There are two changes to medal ceremonies tomorrow (Day 3AM) Discus Men will now be at 10:05. Shot put women will now be at 11:20

Issued by: Technical delegates
Time: 16:11
Date: 19 JUL 2024

This decision affects:

RESULTS
SCHEDULE
OTHER

X
X

PREMIUM PARTNER		BROADCAST PARTNERS			INSTITUTIONAL PARTNERS											
																
MOBILITY PARTNER		PARTNERS			OFFICIAL SUPPLIERS											
																

Official Communication

**Heptathlon
800m**

Item: 5

Revised start list for 800m Heptathlon following the withdrawal of one athlete

Issued by: Technical delegates

This decision affects:

RESULTS

Time: 18:42

SCHEDULE

Date: 19 JUL 2024

OTHER

X

Official Communication

**new startlist
800m M SF**

Item: 6

Athlete Jacob AHMAN, bib 635,(SWE) has been advanced to the semifinal by the video referee. Following a random draw he will run in heat 1, lane 7 doubling up with another athlete.

Issued by: Technical Delegates
Time: 20:36
Date: 19 JUL 2024

This decision affects:

RESULTS
SCHEDULE
OTHER

X
X

Official Communication

**Medal Ceremony timetable change
Discus Men Medal Ceremony**

Item: 7


After the Discus Men event last night the time of the Medal Ceremony had to be re-arranged to 11:25 this morning (instead of 10:05)

Issued by: Technical Delegates
Time: 8:12
Date: 20 JUL 2024

This decision affects:

RESULTS
SCHEDULE
OTHER

X
X

PREMIUM PARTNER		BROADCAST PARTNERS		INSTITUTIONAL PARTNERS						
										
MOBILITY PARTNER		PARTNERS		OFFICIAL SUPPLIERS						
										

Official Communication

Heat re-order
800m Women semi final

Item: 8

The heat order for the women's semi final has changed. Athletes previously in SF 2 will now in SF 3 with the same seeding and lane allocation. The athletes previously in SF3 will now run in SF2 again with the same seeding and lane allocation. Please see the revised start list for details. This is due to a clash of events for a competing athlete who has qualified for the final of the steeplechase

Issued by: Technical delegates

This decision affects:

RESULTS

Time: 12:23

SCHEDULE

Date: 20 JUL 2024

OTHER

X

Official Communication

**Medal ceremonies
Discus Women Medal Ceremony**

Item: 9

The Women's discus medal ceremony will now be held at 16:45. This is to avoid a clash with an athlete who is also competing in the Javelin

Issued by: Technical Delegates
Time: 15:23
Date: 21 JUL 2024

This decision affects:

RESULTS
SCHEDULE
OTHER

X
X

PREMIUM PARTNER



BROADCAST PARTNERS



MOBILITY PARTNER



PARTNERS



INSTITUTIONAL PARTNERS



OFFICIAL SUPPLIERS

