

2004-2005

ANNUAL REPORT

*Our aim is to reduce the harm caused by alcohol
irresponsible consumption of alcohol can cause the
danger of petrol, paint and other household products
of ER assistance in the home, including
1177 programs in the home, including
treatment of alcohol abuse.*



AER

Foundation Ltd



Our aim is to reduce the harms associated with irresponsible consumption of alcohol, and emphasise the danger of petrol, paint, glue and other licit substance misuse. AER assists both individuals and organisations, enhancing a variety of programs in the areas of education, prevention, treatment and rehabilitation.

CONTENTS



AER Values	page 2
Letter to Parliamentary Secretary	page 3
Board of Directors	page 5
Chairman's Report	page 6
Chief Executive Officer's Report	page 8
Highlights	page 11
Grants Awarded	page 12
Reflections and Visions	page 38
Financial Statements	page 43
Directors' Report	page 44
Directors' Declaration	page 47
Audit Report	page 50
Audited Financial Statements	page 53
Budget Analysis	page 102



AER VALUES

COLLABORATIVE APPROACH

The Alcohol Education and Rehabilitation Foundation (AER) will work with governments, organisations and local communities to identify responses to key issues that are supported by those who will be directly involved. Where appropriate, AER may join with others in funding or supporting such collaborative responses.

CAPACITY BUILDING AND COMMUNITY ENGAGEMENT

AER will actively seek ways to support greater community engagement and capacity building within local organisations as a way of increasing the effectiveness of current activities and promoting awareness and ownership of problems within local communities. This commitment to engagement may require innovative approaches to funding and grant processes.

TRANSPARENT AND ACCOUNTABLE

AER will be transparent in its decision making processes, and will be accountable for the outcomes achieved through such decision making processes.

CULTURAL RESPONSIVENESS

AER acknowledges that patterns of alcohol use and misuse are often associated with different cultural beliefs and behaviour. All funded AER initiatives will need to demonstrate awareness of cultural values and ensure cultural sensitivities are identified and appropriately addressed.

ACKNOWLEDGING THE IMPORTANT OF SOCIAL JUSTICE

Alcohol and licit substance misuse is more common amongst disadvantaged and marginalised groups in Australian Society. In some cases, addressing social disadvantage may be a core component in addressing the level of alcohol related harm. AER recognises that social equity factors will need to be acknowledged if AER supported initiatives are to be effective.

*associated with
and emphasise the
licit substance misuse.
isations, enhancing
ducation, prevention,
ation.*



"...I PERSONALLY WISH TO THANK AER FOR THE INCREDIBLE OPPORTUNITY... AND THE POSITIVE IMPACT ON ME PERSONALLY AND MY THERAPEUTIC SKILLS..."

MARCEL KOPER, EASTERN DRUG AND ALCOHOL SERVICE



The Hon Christopher Pyne MP
Parliamentary Secretary to the Minister for Health and Ageing
Parliament House
CANBERRA ACT 2600

Dear Parliamentary Secretary

On behalf of the Board of Directors of the Alcohol Education and Rehabilitation Foundation, I am pleased to present the annual report for the year ended 30 June 2005.

This report has been prepared in accordance with Part B of Schedule 2 to the Agreement regarding Commonwealth funding for the Foundation.

Yours sincerely

Emeritus Professor Ian W. Webster AO

Chair

Alcohol Education &
Rehabilitation Foundation Ltd

PO Box 19
Deakin West ACT 2600

Suite 6, Level 1
4 Phipps Close
Deakin Act 2600

Phone 02 6122 8600
Facsimile 02 6232 4400
Email aerf@aerf.com.au
www.aerf.com.au

ABN 91 096 854 385



*\$14 million has been invested in
Treatment and Rehabilitation.*


Ian Webster AO
Chair

Scott Wilson
Deputy Chair

Cheryl Bart
Audit Chairman
Public Fund Chairman

Ngiare Brown

Tim Costello, AO



David Crosbie

Peter d'Abbs

Anne Mosey

Bernadette Tobin

*associated with
insignificant
Danger
of E
a variety of programs in the areas of education, prevention,
treatment and rehabilitation.*

BOARD OF DIRECTORS

AER's Board of Directors are an ensemble of professionals from diverse backgrounds of health, corporate, social justice, ethics and business. Their combined knowledge, expertise and passion has enabled AER to become a leader in the area of alcohol and licit substance harm minimisation in the Australian community.



CHAIR'S REPORT

Communities in great need of funding are being reached by AER for alcohol and licit drug programmes. The Board has directed funds into buildings and refurbishments. These are areas in which other funders — notably governments — have fallen short. The environments of alcohol and drug services are so often shabby and run down, conveying messages of worthlessness to clients and front-line staff. One Director commented: “Our aim should be one which respects human dignity”. This indeed is our aim.

Thanks to our support, more agencies now work in decent and respectful environments, lifting their spirits and their pride in what they do, and showing clients that treating them is a valued task.

Board deliberations

The Board of Directors come from different backgrounds, as does the staff. Some come with knowledge and experience in public health, welfare and the drug and alcohol field, others from community and business backgrounds have learnt quickly about what needs to be done. They all bring refreshing and eclectic perspectives to AER's decisions.

The first grant was improved in February 2002 and now, at 30th June, 600 grants have been made, many of which will continue into the years ahead.

\$84.75 million (82% of the original fund) has now been committed:

- 21% to projects for Indigenous people;
- 41% to treatment and rehabilitation;
- 19.75% to public education; and
- 39.25% to prevention.

The reward for AER's Board is to see, in myriad communities, a new project here, a staff member or service more knowledgeable and better equipped there, a working partnership between government and a community organisation and between community organisations, good

evidence of a project's effectiveness — and young people enjoying art, music or sport in an alcohol free environment.

In the last two years, newspapers, local radio and television have highlighted alcohol and inhalant abuse far more than in the preceding five years. This follows on AER's announcements of successful projects from respective funding rounds. An intense focus on illicit drugs and the 'bad behaviour' of young people is being corrected by acknowledgement of the pervasive harmful effects of alcohol and legal substance abuse. Epidemiological and economic evidence shows us how alcohol does extensive medical, mental health and social harms as well as impose economic burdens to industry and the economy as a whole.

Agency management issues

In 2002 the ability of community-based organisations to describe the aims and activities of their projects was patchy. We aimed to change this for the better — for their benefit and so that we could evaluate overall performance. We would have wished to have done more of this work, but the requirements of managing and supporting the large number of funded projects has been more than we anticipated.

AER also aimed to improve the ability of community organisations to evaluate performance and assess outcomes. This will help AER to evaluate overall impact and to assess whether or not our funding decisions have been effective. Over the next twelve months AER will work towards making program models and evaluative material available through our website.

Grants

The small grants program (grants up to \$20,000) has assisted both groups and individuals. Many initiatives of individuals and communities have been supported and gaps in organisations' funding have been filled.

The Annual Report can only provide glimpses of the 600 funded projects and cannot do justice to the creativity and energy they represent. But I will try to provide the flavour of some of them.

- Take for example, the NYP Women's Council in the Pitjantjatjara Lands. AER funded the research and presentation of the legal case to the Inquiry into Petrol Sniffing Deaths by the South Australian Coroner. The media coverage aroused public interest and, the government has since committed substantial funds and resources to this area and this problem.

- In rural New South Wales there are community-based interventions to prevent the harms from alcohol. The interventions are being implemented and evaluated through the National Drug and Alcohol Research Centre, the University of New South Wales and the University of Newcastle. The world's research community has its eyes on this remarkable community project. Nowhere has such action-research been attempted with such rigour and careful planning.
- At the busy Emergency Department St Vincent's Hospital, the New South Wales Bureau of Crime Statistics and Research has researched the impact of alcohol-related injury on the hospital's work. The load is huge. The data is already informing police, government regulators, ambulance and health services and hospital staff about the need for more effective preventive measures in the inner city.
- Alcohol and other drug problems occur very often with mental disorders. The University of Newcastle is investigating treatment approaches to these complex disorders in rural communities. One method, of ground-breaking potential, is computer-based. It could turn out to be an outstandingly cost-effective and accessible form of treatment.
- What is the best value for money: prevention or treatment? A health economic study through the University of Queensland is analysing data about costs and trade-offs of policy choices in alcohol prevention and treatment at the population level.
- What is understood about young peoples' view of alcohol and its meaning in their lives? A participant-observer research study from Curtin University, Western Australia is investigating the way young adults think about alcohol and what determines their drinking patterns in recreational settings. Some critical clues about drinking in young people should come from this work and give a rational basis for prevention.

These are sketchy outlines of only some of our projects. Not included is the support of individuals to upgrade their skills and knowledge, or to organisations to develop their infrastructure and governance, management and accountability. Nor is the range of projects involving young people and communities in alcohol-free events, nor the alternatives to alcohol and drug use in young people together with the promotion of sensible use of alcohol.

Some lessons

We have had our disappointments. Two first-rate treatment programmes could fold in spite of our grants to them. There is a distinct possibility they will not receive recurrent funds from government. How can it be justified from any viewpoint for governments to expose such services to the vagaries of capricious and short-term competitive funding? These are essential services which must have consistent funding.

AER's strength

AER's Directors bring wide experience from the community, research and service provision and know the Australian community and its needs very well. They have worked in partnership with the staff in evaluating and determining funding priorities and managing AER's affairs and accountability.

The staff have worked closely with applicants, managed the assessment of submissions and the contracts which have followed. They have supported the Board, documented the achievements of the projects and accumulated the hard evidence of outcomes. I am not aware of any funding body which is as open, transparent and interactive as AER.

I appreciate the people who work in the field; we have helped many of you to do a better job. To those whose applications have not received funding, I thank them for what they do and hope they will get the support they need in the future.

All Directors, staff members, our reviewers and supporters have my deepest appreciation of their support and commitment. Our achievements to date have been exciting generating attitudinal, social, behavioural and policy change in the Australian Alcohol and Drug Sector.

AER's strength lies in its independence. We are not beholden to government or to the alcohol industry. The next twelve months will see AER become more proactive in the sector — build strength within our constituency, enhance workforce capacity and continue to work towards changing attitudes towards alcohol.



Emeritus Professor Ian W. Webster AO
Chair



CHIEF EXECUTIVE OFFICER'S REPORT

In February this year, AER was proud to be the major sponsor of a national conference called "Thinking Drinking: Achieving Cultural Change by 2020". Organised by the Australian Drug Foundation, the conference is the beginning of a necessary cultural change to Australians' attitudes to drink and its consequences.

Social research, commissioned by AER and undertaken by Quantum Market Research, produced some disturbing findings:

- 43% of respondents thought that getting drunk is an acceptable part of the Australian way of life;
- 33% of respondents thought that binge drinking is OK as long as you do not do it all the time;
- 36% of respondents thought that it doesn't matter how much alcohol you drink as long as you don't drive.

In relation to the links between alcohol and sport, research was also undertaken to support the national rollout of the Good Sports Accreditation Program which is run by the Australian Drug Foundation and funded by AER. This attitude and behaviour research also produced some disturbing findings:

For men aged 18-30 drinking at sporting clubs:

- 20% are consuming 10 or more drinks in a session;
- Over 75% drive home from their club and 30% have had too much to drink and drive;

and for women in the same age group:

- 40% are drinking at a level which will harm their long term health;
- 80% drive home from their club and 30% have had too much to drink and drive.

I mention these issues because alcohol is the most misused drug in our community. The consequences of that misuse cost us more in health and in social and economic terms than do all illicit drugs combined.

AER is at the forefront of raising awareness about alcohol-related harms and will continue to support programs and projects which seek to reduce those harms.

This year AER approved 242 grants valued at more than \$34 million. The details of these grants appear later in this report. This commitment ensured that AER exceeded the targets it set for expenditure to 30 June 2005 across all of its priority areas.

AER Directors and staff are confident that the work to date has made a significant contribution to enhancing the capacity of the alcohol and other drugs sector to provide services to those experiencing the effects of alcohol and licit substance misuse.

Our independent evaluators, the Australian Institute for Primary Care, are currently finalising a major evaluation of our work to date. Their report will be available by 30 September 2005. I take this opportunity to thank the many contributors — grantees and stakeholders — to that evaluation.

AER has adopted a new Business Plan for the next two years. The Business Plan predicates a significant strategic focus on working with the AOD community, particularly around capacity-building and sharing effective, evidence-based, approaches which work. Over the three and a half years in which AER has been in existence, we have funded a large number of programs and projects which have been very effective. We are currently engaged in developing many of them into models which are capable of being shared with the AOD sector.

The year also saw its share of comings and goings. Inaugural Directors, Professor Tim Stockwell and Mr Nick Gill, resigned, as did Margo Wright and Chris Clery from the staff team. All of these people made a significant contribution to our work. New staff members, Sally Thomas and Julianne Blanch, have ably filled the gaps and rebuilt a wonderful team. The other team members, Tracey Purdam, Jim O'Shea, Julie d'Arx, Jodie Lindsay and Janet Cossart, continue their professional and effective services to the ongoing success of AER.

Finally, I acknowledge the support and direction provided by Professor Ian Webster and the other Directors of AER. They have led AER through a period in which we have truly made a difference in the lives of many Australians affected by alcohol and licit substance misuse. Their strategic focus for the future will ensure that AER continues to make that difference.


Daryl P. Smeaton
Chief Executive Officer



\$6.9 million has been invested in Research.

*\$85 million has been strategically
invested in the Australian Community.*





HIGHLIGHTS

2004

JULY

Prime Minister commends AER for its efforts to raise awareness of alcohol and licit substance misuse.

SEPTEMBER

\$1 million survival training program aimed at helping young people combat drug and alcohol misuse launched in Katherine.

OCTOBER

Annual results reveal over 191 projects have benefited from AER funding.

DECEMBER

Research conducted to support the Good Sports Accreditation Program reveals that 45% of men and 40% of women are drinking at levels likely to cause long term harm.

2005

FEBRUARY

AER research reveals that 43% of respondents thought that getting drunk is an acceptable part of the Australian way of life.

AER gives 500th grant to minimise alcohol misuse harms in the Australian community.

MARCH

\$10 million invested in treatment and rehabilitation programs.

\$1.4 million prevention program launched in Kalgoorlie to trial, implement and evaluate an integrated range of community intervention strategies.

APRIL

\$900,000 given to an indigenous partnership in Mount Isa to combat rising alcohol and substance misuse in the region.

MAY

\$7 million given to organisations to divert Australian communities from alcohol related harm.



Our aim is to reduce the harm

"...I WOULD LIKE TO EXPRESS MY GRATITUDE FOR THE OPPORTUNITY OF BEING ABLE TO CONDUCT THE PROJECT. IT HAS GREATLY ENHANCED THE CAPACITY OF THE SERVICE... alcohol


JENYFER LOCKE, HILLSONG EMERGE

Danger of petrol, paint, glue and other

AER assists both individuals and on

GRANTS AWARDED

2004 – 2005



AER ACTIVELY SEEKS PROJECTS THAT WILL
CREATE LONG TERM ATTITUDINAL, SOCIAL,
BEHAVIOURAL AND POLICY CHANGES IN RELATION
TO ALCOHOL AND LICIT SUBSTANCE MISUSE.
IN THE LAST YEAR, THROUGH A SERIES OF FOCUSED
FUNDING ROUNDS AER HAS RECEIVED GRANT
APPLICATIONS THAT DEMONSTRATE INNOVATION,
CREATIVITY AND THE POTENTIAL TO SET
BENCHMARKS IN REDUCING ALCOHOL AND LICIT
SUBSTANCE RELATED HARM.

IN 2004–2005 AER FUNDED 242 PROJECTS,
WORTH \$34,087,215, THAT EXEMPLIFIED
THE EDUCATION AND REHABILITATION GOALS
SET BY AER. ALL VALUES DISPLAYED ARE
EXCLUSIVE OF GST UNLESS OTHERWISE SPECIFIED.



ACT

PREVENTION AND PUBLIC EDUCATION

Alcohol and Other Drugs Council of Australia received a grant of \$164,633 to investigate the extent of community knowledge and support for standard drink labelling and health messages on alcoholic beverage labels.

Australian Associated Brewers Inc received a GST inclusive grant of \$202,917 to develop web-based resources that will assist schools in conducting parent/caregiver information sessions on alcohol harm minimisation.

SMALL GRANTS

Alcohol and Drug Foundation ACT Inc received the following grants:

\$10,000 to investigate consumer perceptions of service provision and the feasibility of philanthropic campaigns in the Canberra market.

\$8,080 to enable four staff members to undertake specialist skills training at the Australian Therapeutic Communities Association Conference.

TREATMENT AND REHABILITATION

WIREDD received a grant of \$139,887 to expand their existing services and outreach program for women.



NSW

PREVENTION AND PUBLIC EDUCATION

Arts North West Inc received a grant of \$250,000 to implement an arts-based prevention and diversion model in seven Indigenous communities in New South Wales. Utilising mentoring, film, music, technology, visual arts and dance, issues relating to family and community misuse of alcohol will be explored.

Community Broadcasting Association of Australia received a grant of \$185,000 to develop a series of radio broadcasts for community radio stations across Australia. These broadcasts will inform parents of the health issues and dangers of alcohol and inhalant misuse.

Drug and Alcohol Multicultural Education Centre received a grant of \$249,903 to implement training and educational programs designed to reduce alcohol and licit substance harms within the African refugee communities in Australia.

Far West Area Health Service received a grant of \$350,000 to establish a remote alcohol resource and advocacy unit in the ATSIC Murdi Paaki region. This service will assist the local community develop and implement alcohol harm minimisation strategies.

Greater Western Area Health Service received a grant of \$27,928 to train health, education and welfare professionals in the "Positive Parenting Program" which will enable the provision of the program in the Greater Western region.

Manly Drug Education and Counselling Centre received the following grants:

\$168,520 to educate parents about the harms of alcohol and licit substance misuse using a peer education strategy.

\$172,175 to facilitate the alcohol and substance training of peer educators. Peer educators assist communities to develop and implement alcohol and substance harm minimisation strategies.

Newcastle City Council received a grant of \$250,000 to manage the problems associated with late night drinking, drink-driving and associated anti-social behaviour by providing transport alternatives for patrons moving around the city and to their homes.

New South Wales Government received a grant of \$2,575,500 to implement a series of strategic recommendations that emerged from the New South Wales Alcohol Summit. These projects will incorporate treatment, education, workforce and research components and work towards alleviating alcohol and licit substance related harm.

Tourism Training Australia received a grant of \$297,500 to develop a training package and appropriate supplementary resources to improve workplace safety and reduce alcohol and licit substance related harm.

Vibe Australia received a grant of \$250,000 to conduct the three on three basketball and hiphop challenge in rural and remote communities around Australia. This event promotes teamwork, community spirit and healthy lifestyles and demonstrates to participants that there are alternative forms of entertainment that don't involve alcohol or licit substances.

RESEARCH

New South Wales Bureau of Crime, Statistics and Research received a grant of \$70,000 to measure the extent to which the provision of Responsible Service of Alcohol initiatives by licensed premises staff to intoxicated patrons has changed between 2001 and 2005.

Sydney South West Area Health Service received a grant of \$210,358 to investigate the prevalence of alcohol-related injuries amongst patients in hospital Emergency Departments.

University of Sydney received the following grants:

\$394,689 to investigate the efficacy of an integrated treatment for co-morbid anxiety or depressive disorders of alcohol dependent clientele.

\$193,888 to deliver a randomised mail control trial to assist people to reduce their alcohol consumption and manage depression and anxiety effectively.

\$350,000 to develop a standardised instrument to measure outcomes for individuals in treatment for alcohol misuse.

\$48,472 to undertake research into the factors which contribute to the related emergence of mental health and licit substance misuse problems in Australian youth.

Ted Noffs Foundation received a grant of \$26,439 to evaluate treatment outcomes for young people presenting with alcohol as a primary or secondary substance of concern in residential treatment.



ible
anger of
ograms
hance

a variety of programs in the areas of education,
prevention, treatment and rehabilitation

SCHOLARSHIP AND WORKFORCE DEVELOPMENT

Anglican Counselling Service received a grant of \$15,616 to undertake a training course in effective governance and management practices.

Family Drug Support received a grant of \$18,000 to enhance their organisational capacity by improving their quality management control program.

Odyssey House McGrath Foundation received a grant of \$29,000 to enable two staff members to undertake a Diploma of Management in Human Resource Development at the Australian College of Applied Technology.

South Western Sydney Area Health Service received a grant of \$99,910 to develop, implement and evaluate a CD-ROM resource that supports the routine use of Clinical Institute Withdrawal Assessment for Alcohol Revised in the general hospital setting.

We Help Ourselves received a grant of \$75,000 to develop and implement a quality improvement program across their organisation.

Weigelli Aboriginal Corporation received a grant of \$75,000 to employ a staff member to assist in corporate governance activities.

University of Sydney received a grant of \$100,000 to develop and provide a modular program offering a range of nationally-accredited qualifications in the prevention and treatment of substance misuse for Aboriginal and Torres Strait Islander health professionals.

Youth Solutions received a grant of \$75,000 to help meet accreditation requirements for non-government organisations, identify gaps in service delivery and build capacity for the service.

SMALL GRANTS

Alliance of New South Wales Divisions received a grant of \$18,500 to review the clinical resources contained in the CD-ROM developed under the New South Wales General Practitioner Drug and Alcohol Support Project. This grant also enables the dissemination of copies of the review to health professionals and service providers.

Aroonba Aboriginal Corporation received a grant of \$3,793 to enable a representative to attend the 2004 *5th International Healing Our Spirit Conference* in Cairns.

MODELS OF SUCCESS

Queensland Police Service:

Joint Ambulance & Police Volatile Substance Misuse Training Project

Volatile substance misuse has been reported as a growing problem in Queensland communities. The practice of volatile substance misuse, although primarily associated with "petrol sniffing" has moved beyond this to incorporate a wide range of substances used by diverse groups of people, particularly youth.

A survey of police officers around Queensland found that over 80% of officers surveyed had received no information or training to deal with people intoxicated with volatile substances and that the majority of officers dealing with such incidents were junior officers.


A joint project between the Queensland Police Service (QPS) and Queensland Ambulance Service (QAS) aims to address this issue by training frontline officers to respond more effectively to volatile substance misuse incidents. This training project is part of the Queensland Volatile Substance Misuse Immediate Response Protocol and represents a state-wide response to volatile substance misuse and the harmful effects associated with this practice.

Training provided will enable officers to:

- Identify what volatile substance misuse is;
- Understand the causes and consequences of volatile substance misuse;
- Recognise the Queensland Police Service/Queensland Ambulance Service volatile substance misuse protocol and how it can assist officers in responding to volatile substance misuse incidents; and
- Identify local referral options and other resources for officers to provide to people concerned about volatile substance misuse.

To date training workshops have been held in Mt Isa, Brisbane/Logan, Townsville and Cairns. On completion, 97% of participants felt their knowledge of volatile substance misuse and associated issues had been improved by the training. Further workshops are planned for Ipswich, Gympie, Rockhampton, Thursday Island and Weipa.

The training package developed through this project represents a model for other states and territories. Plans are already underway to implement this training initiative in the Northern Territory through the Northern Territory Police Fire and Emergency Services.



*AER has given \$30 million
to Indigenous programs.*



"...THROUGH THE SUPPORT OF AER WE HAVE BEEN ABLE TO MAKE SOME MAGNIFICENT PHYSICAL IMPROVEMENTS TO THE RESIDENTIAL FACILITY WHICH HAS HAD A TREMENDOUSLY POSITIVE IMPACT IN ALL AREAS OF CLIENT CARE AND PROGRAM DEVELOPMENT".

CHARLIE BLATCH, GOLD COAST ALCOHOLICS RECOVERY PROJECT

Australian Professional Society on Alcohol and Other Drugs

received a grant of \$8,000 to enable representatives to attend the 2004 *Australian Professional Society on Alcohol and Other Drugs* Conference.

Calvary Health Care Riverina Ltd received a grant of \$7,740 to produce a video package to promote public awareness of the consequences of substance misuse.

Citycare Newcastle Inc received a grant of \$20,000 to upgrade furniture in their treatment facility to provide a more positive, healthy environment for clientele.

Drug and Alcohol Nurses of Australasia Inc received the following grants:

\$20,000 in sponsorship for the Alcohol, Tobacco and Other Drugs Nursing Conference *"Moving Forward, Looking Back"*.

\$17,800 to redevelop and update the Drug and Alcohol Nurses of Australasia Inc website.

Griffith Skills Training Centre received a grant of \$2,880 to enable youth to interact with drug and alcohol workers in an arts-based setting that encourages individual creativity.

Historic Houses Trust of New South Wales received a grant of \$19,180 to hold an exhibition that explores the social history of alcohol and drug use in Australia — highlighting some of the major drug-related events, current crazes or epidemics that have impacted on Australian society.

Hornsby Shire Council received a grant of \$20,000 to identify and target the issues relating to young women and alcohol use in the Hornsby Local Government area.

International Society for Biomedical Research on

Alcoholism received a grant of \$20,000 to sponsor the *15th Biennial Congress* of the International Society for Biomedical Research on Alcoholism.

Jewish House Crisis Centre received a grant of \$19,500 to refurbish their office premises, creating a safer environment for clientele and staff.

Lyndon Community received a grant of \$300,000 to assist with the employment of qualified nursing and other staff and the day to day operations of the Lyndon Withdrawal Unit.

Moree Family Support Inc received a grant of \$4,323 to enable a representative to attend the 2004, *5th International Healing Our Spirit Conference* in Cairns.

Queanbeyan West Public School received a grant of \$18,440 to provide an early intervention program for primary school children. This program aims to help resolve life issues that are linked with an increased risk of alcohol or substance misuse in later life.

RADD Australia Ltd received a grant of \$18,000 to fund television advertising to enhance the "don't drink and drive" message.

Sydney West Area Health Service received a grant of \$3,741 to assist in the prevention of alcohol misuse amongst minors by undertaking promotional campaigns in liquor outlets and ensuring the enforcement of current legislation about the supply, use and possession of alcohol by minors.

Tamworth Youth Care received a grant of \$19,980 to enable the Red Cross to provide the *"Save-A-Mate"* alcohol and drug education and awareness training.



"...I WILL ALWAYS BE APPRECIATIVE OF THIS GRANT. IT IS IMPORTANT THAT PEOPLE IN THE AOD FIELD HAVE OPPORTUNITIES FOR PROFESSIONAL DEVELOPMENT".

JULIA TRESIDER, PHD STUDENT

University of Sydney received a grant of \$14,430 to increase awareness of substance and alcohol misuse issues and reduce the harmful effects of misuse amongst campus students.

Wirringa Baiya Aboriginal Women's Legal Centre Inc received a grant of \$17,339 to conduct a campaign designed to target drink spiking and unsafe drinking practices in the Aboriginal community.

Wollongong Local Area Command received a grant of \$20,000 to assist in reducing the level of alcohol related violence, malicious damage and fear of crime in and around licensed premises, through the implementation of media and awareness raising strategies.

TREATMENT AND REHABILITATION

Guthrie House Co-Operative Ltd received a grant of \$176,000 to undertake capital improvements to facilities, enabling an expansion of the service provision and new resources for all residents.

Kamira Farm Incorporated received a grant of \$27,500 to provide capital improvements to facilities, creating a safer and family friendly atmosphere for families in residential treatment for alcohol and substance issues.

Odyssey House McGrath Foundation received a grant of \$70,000 to conduct an aftercare program that will provide support and guidance to clients after they leave residential rehabilitation.

Olong Aboriginal Corporation Inc received a grant of \$36,575 to undertake capital works improvements at their residential treatment facility.

Society of St Vincent de Paul received a grant of \$49,266 to refurbish the accommodation facility at Freeman House, creating a more comfortable environment for residents.

The Buttery Incorporated received a grant of \$271,966 to refurbish their accommodation buildings to improve the amenity and functionality of the campus for residents and staff.

The Construction Industry Drug and Alcohol Foundation received a grant of \$168,581 to undertake capital works at Foundation House to meet both occupational health and safety and quality improvement council standards.

We Help Ourselves received a grant of \$275,000 to refurbish their treatment and rehabilitation service and relocate three residential services to their Callan Park Estate.

Western Sydney Division of General Practice received a grant of \$246,215 to train fifty General Practitioners in ambulatory alcohol detoxification and alcohol abstinence maintenance.

Western Sydney Area Health Service received a grant of \$275,000 to provide proactive, alcohol detoxification and treatment services in an outreach model to community based, supported accommodation facilities operated by Parramatta Mission.



...has been filled with... emphasise the danger of petrol, paint, glue and other licit substance misuse.

MODELS OF SUCCESS

New South Wales Attorney General's Department: Estimating the Cost of Alcohol-related Injuries Presenting to St Vincent's Emergency Department

Alcohol research has previously demonstrated the links between alcohol consumption and injury, however, few studies have been conducted in Australia and none have been conducted in New South Wales. Research to date has also focused on hospitalisation data only which does not take into account non-admission cases.

A study funded by AER was undertaken by the New South Wales Bureau of Crime Statistics and Research to examine the occurrence of alcohol-associated presentations at an inner city Emergency Department and to quantify their economic cost. Two four-week audits were conducted in September 2004 and February 2005 at St Vincent's Emergency Department to collect data on the proportion of alcohol-related injury presentations.

This study provided valuable information relating to the number of, and effect of alcohol-related injuries on St Vincent's Hospital. Outcomes included:

- Of the 4,878 presentations to the Emergency Department during the audit periods, 1,345 (27.6%) were identified as alcohol-related: of these people most sought treatment for injuries resulting from falls, cuts and from being hit by something;
- 191 people presented with injuries from interpersonal violence: almost 2/3rds reported drinking alcohol in the six hours preceding the incident, and 75% reported drinking at licensed premises;
- Cost to the Emergency Department in 2004/2005 was estimated at between \$680,000 and \$1,400,000 depending on the criterion used for classifying injuries as alcohol related;
- The total cost to St Vincent's Hospital increased to an estimated \$3,200,000 once hospitalisation costs were added;
- St Vincent's staff spent over 5,500 hours each year treating alcohol-related and intoxication cases.

The study has demonstrated the significant impact alcohol has on incidences of injury and violence. Figures in this study are conservative, due to the audit phase not coinciding with any holiday periods or major events. Alcohol-related injuries are potentially preventable — this research highlights the economic burden to the healthcare budget of alcohol-related injuries, demonstrating that resources which could be used in the treatment of other illness and conditions are being diverted.



PREVENTION AND PUBLIC EDUCATION

AFL Central Australia received a grant of \$150,000 to implement a responsible alcohol strategy that includes safe transport to and from events, school visits and responsible consumption promotion.

Central Australian Aboriginal Media Association received a grant of \$250,000 to work in partnership with community councils to train "at risk" youth to produce radio and video programs addressing alcohol and substance misuse.

Council for Aboriginal Alcohol Program Services Inc received a grant of \$38,515 to provide a short course "Introduction to Prevention and Treatment of Substance Misuse" to students.

Djabulukgu Association received a grant of \$328,254 to achieve behavioural and attitudinal change through a "social norms" approach.

Gunyangara Men's Group received a grant of \$342,000 to implement a multi-tiered diversion and rehabilitation program for Indigenous adults and youth.

YMCA Katherine received a grant of \$975,000 to develop strategies and programs for a whole of community approach to the problems of alcohol and licit substance misuse.

SMALL GRANTS

Alice Springs Youth Accommodation Support Services received a grant of \$19,830 to provide bridge funding for a six month period while long term recurrent funding is negotiated with alternative sources.

Central Land Council received a grant of \$18,000 to sponsor an alcohol-free 30th Anniversary event which included the trial implementation by the Northern Territory Licensing Commission of a three-day ban on port, fortified wine and four litre casks.

Djilpin Arts Aboriginal Corporation received a grant of \$20,000 to hold "Walking with Spirits", an alcohol and substance free event that celebrates Indigenous culture, performing arts and ideologies.

Mutitjulu Community Inc received a grant of \$20,000 to provide recreational and training activities for the youth of Mutitjulu. These activities will assist in alleviating boredom which leads to harmful behaviours in relation to alcohol and substance misuse.

Ngaanyatjarra Pitjantjatjara Yankunytjatjara Women's Council Aboriginal Corporation received a grant of \$18,910 to enable legal preparation for the Coronial Inquest into the death of six people who resided on the Anangu Pitjantjatjara lands.

Sports Challenge Australia received a grant of \$20,000 to extend their healthy behaviours program to the remote community of Ngukurr, NT.

Nyirranggulung Mardruk Ngadberre Regional Council received a grant of \$20,000 to conduct an "alcohol-free" family and cultural event which showcases contemporary Indigenous performances as well as traditional, visual and performing arts.

Tangentyere Council Central Australian Youth Link-Up Service received a grant of \$20,000 to enable six representatives to attend and present at the *International Forum on Youth Solvent Addiction* in Canmore, Canada in March 2005.

Walungurru Community Council Aboriginal Corporation received a grant of \$20,000 to provide recreational and training activities for the youth of Walungurru. These activities will assist in alleviating boredom which leads to harmful behaviours in relation to alcohol and substance misuse.

Yuelamu Community Inc received a grant of \$20,000 to establish a women's night patrol to support women and children in crisis.

TREATMENT AND REHABILITATION

Council for Aboriginal Alcohol Program Services received a grant of \$211,124 to refurbish the Healthy Families Initiative Centre and units at their treatment and rehabilitation centre.

Forster Foundation for Drug Rehabilitation Inc received a grant of \$275,000 to construct a families unit at their drug and alcohol treatment centre that will be capable of accommodating up to four families.

Ilpurla Aboriginal Corporation received a grant of \$275,000 to employ a caseworker to provide administrative assistance in relation to governance, reporting, data collection and case work for clients.

Tangentyere Council received a grant of \$275,000 to upgrade facilities at their treatment and rehabilitation centre at Ipolera outstation.

MODELS OF SUCCESS

Whitelion: Mentoring and Employment Program

Many young people within the Juvenile Justice system have been victims of serious assault, abuse, neglect, disadvantage and have considerable experience with alcohol and other substance misuse. Low levels of social connectedness have been found to be a significant contributing factor in youth alcohol and drug use and antisocial behaviour.

To address this problem Whitelion has implemented mentoring and employment programs which seek to provide "at risk" youth with positive role models, increasing their connection with the community and in order to break the cycle of incarceration and drug use. The mentoring program uses volunteer mentors, carefully chosen and trained to assist youth in integrating into the community. The employment program provides youth with job placements and the opportunity to gain work experience and a real wage through Whitelion's corporate partners.

These programs aim to reduce alcohol and other drug misuse and related criminal activity through:

- reducing the gap between young offenders and their communities through positive relationships;
- increasing understanding and support in 'successful and influential' sectors of the community through partnerships which require time and resource commitment to 'at risk' young people; and
- increasing the problem solving and life skills of young offenders, improving their self esteem and sense of self worth and their ability to take responsibility for their own actions.

Whitelion has worked hard to build partnerships with the business sector including KFC who remains their key employer and corporate supporter. This integration of corporate, community and frontline professionals has created a sustainable model of service delivery for diverting youth from the destructive cycle of alcohol and drug use and antisocial behaviour.

A preliminary evaluation of the project conducted by Charles Sturt University has recognised the level of support from volunteer mentors and corporate partners and found that Whitelion's programs did appear to affect participant's lives for the better. "Early results suggest that such an approach may help break down barriers between 'at risk' young people and mainstream society by offering a meeting point between the two".

This project will continue to evolve through the expansion of the mentoring and employment programs to include staff training, online education programs and links with pre-employment service.



PREVENTION AND PUBLIC EDUCATION

Drug Arm Australasia received a grant of \$120,000 to work in partnership with families, community members and adolescents to develop harm minimisation strategies that can be used at youth parties and celebrations.

James Cook University received a grant of \$51,000 to undertake an evaluation of a “whole of community” project that includes four key service provider agencies working in partnership to alleviate problems associated with alcohol and substance misuse.

KASH Aboriginal Corporation received a grant of \$881,260 to work in partnership with four key agencies (KASH Aboriginal Corporation, Jimalya Topsy Harry, Arthur Peterson and Kalkadoon Night Patrol) to develop, implement and coordinate case management practices and resources that are currently lacking in the Mount Isa region.

National Indigenous Radio Service Ltd received a grant of \$84,350 to develop alcohol and inhalant harm minimisation messages, targeting parents and adolescents. Using Indigenous role models, the radio messages will be disseminated over a twelve month period.

South Burnett CTC Youth Services received a grant of \$356,700 to provide diversionary activities and education on the dangers and risks associated with alcohol, inhalants and other licit substance misuse to youth.

RESEARCH

Queensland Department of Premier and Cabinet received a grant of \$188,632 to investigate the effectiveness of the “Meeting Challenges, Making Choices” strategies in reducing the alcohol related harm and improving the health of Indigenous Australians in Queensland.

University of Queensland received the following grants:

\$58,432 to examine the relationship between a range of family-related influences and alcohol / drink driving behaviour in young adults.

\$227,038 to provide a comprehensive analysis of the comparative cost-effectiveness of interventions to reduce the burden of harm associated with alcohol misuse. Specific focus will be placed on Indigenous and youth groups.



“...SOME KIDS WOULD NEVER HAVE SEEN THE SEA IF IT WASN'T FOR THE PROGRAM. YOU SHOULD SEE THE LOOK IN THEIR EYES WHEN THEY COME BACK. THESE EXPERIENCES ENCOURAGE THE KIDS TO THINK THEY CAN DO ANYTHING THEY WANT”.

MAARI MA HEALTH ABORIGINAL CORPORATION PROGRAM CO-ORDINATOR

*Over 570 organisations and individuals
have benefited from AER funding.*



MODELS OF SUCCESS

Royal Life Saving Society (WA Branch):

Alcohol and Water Safety Project

Statistical evidence shows that alcohol is a significant contributor to aquatic accidents, particularly amongst emerging adults. The 2003 Western Australia Drowning Report from the Royal Life Saving Society found that:

- 20% of all WA drownings occurred where the victim was under the influence of alcohol;
- alcohol and other drug use contributed to 43% of WA drownings in the 15-29 age group. Nationally 1 in 3 drownings in this age group involve alcohol;
- in 29% of WA drownings among those aged 30-59, alcohol was a contributing factor;
- the contributory role of alcohol was most prevalent among rock-fishing related drownings in WA. 50% of these incidents involved alcohol; and
- alcohol is also a contributing factor in up to 80% of all spinal injuries that occur around the water.

In response to this, AER provided funding to the Royal Life Saving Society, Western Australia Branch, for a public awareness campaign focusing on the dangers of combining alcohol consumption with aquatic activities. The primary target group for the campaign is 15 to 29 year olds within Western Australia, with the objective being to reduce the number of youths injured or drowned while under the influence of alcohol. The launch of the campaign in 2004 coincided with the annual school leavers celebrations on Rottnest Island.

Educational information relating to alcohol consumption, presented as part of the Bronze Medallion course, has been well received. Instructors noted that "Alcohol is a current issue with young adults, and so the inclusion of an alcohol and water safety component in the course is really relevant."

As a result of feedback from this project, the Royal Life Saving Society Australia has added a specific section to their nationally-produced training manual "Swimming and Lifesaving". Entitled "Be Aware – Don't Drink and Drown", this section presents the role alcohol plays in water-related accidents and offers practical strategies for ensuring safety.

SCHOLARSHIP AND WORKFORCE DEVELOPMENT

Apunipima Cape York Health Council received a grant of \$68,543 to enable staff to attend a three day workshop to learn organisational governance and operational procedures.

Fresh Hope Association received a grant of \$16,400 to employ a consultant to assist in the development of organisational policies and procedures.

SMALL GRANTS

Alcohol and Drug Foundation Queensland received a grant of \$10,000 to provide scholarships to not-for-profit organisations to enable the attendance of representatives at the "Australian Winter School 2004".

Ethnic Broadcasting Association of Queensland Ltd received a grant of \$19,000 to develop a series of broadcasts to raise awareness of and reduce alcohol-related harm. The broadcasts will be translated into four languages to reach a broad ethnic audience.

Girringun Aboriginal Corporation received a grant of \$20,000 to provide Indigenous boys and men "at risk" of substance misuse the opportunity to attend a series of cultural camps run by Girringun Men's Group members.

Gold Coast Drug Council Inc received a grant of \$15,000 to assist in the organisation and delivery of the *Australian Therapeutic Communities Association 2004 Annual Conference*.


Livingston Shire Council received a grant of \$3,000 to enable an evaluation study of the Capricorn Coast Schoolies Festival.

Mothers Crying Out for Help received the following grants:

\$12,151 to enable two representatives to attend the International Youth Solvent Abuse Treatment and Prevention Conference.

\$5,464 to enable 28 youths and 12 adults to attend a cultural event that demonstrates healthy alternatives to alcohol and substance misuse.

consumption of alcohol, and emphasise the
 paint, glue and other licit substance misuse.
 with individuals and organisations, enhancing
 prevention,



Wu Chopperen Medical Health Service received a grant of \$10,526 to enable twelve to eighteen-year-old youth to undertake a cultural trek, designed to reinforce traditional learnings and values and divert them from harmful behaviours associated with alcohol and licit substance misuse.

TREATMENT AND REHABILITATION

Aborigines and Islanders Alcohol Relief Service received a grant of \$48,819 to fit out and furnish their Douglas House rehabilitation service to comply with government health and workplace safety standards.

Congress Community Development and Education Ltd received a grant of \$271,612 to add four beds to their Stagpole Street Detoxification and Withdrawal services.

Drug Awareness and Relief Foundation received a grant of \$11,000 to complement their Goondiwindi Drug Free Program.

Gold Coast Drug Council Inc received a grant of \$263,390 to undertake refurbishment of the kitchen and dining facilities at the Mirikai treatment and rehabilitation centre.

Goori Original Ltd received a grant of \$16,191 to complement service provision to clientele.

Gumbi Gumbi Aboriginal and Torres Strait Islanders Corporation received a grant of \$27,500 to refurbish their Halo-House rehabilitation centre.

Korrawinga Aboriginal Corporation received a grant of \$255,888 to implement a cultural education and training program for Indigenous people experiencing the effects of substance misuse and associated environmental and health issues.

Pormpur Paanth Aboriginal Corporation received a grant of \$275,000 to employ a qualified counsellor who will assist in the development of therapeutic support programs for clientele.

Salvation Army Recovery Services Command received a grant of \$275,000 to increase the capacity of the unit to provide medical detoxification options for people experiencing problems related to their use of alcohol and substances.

Teen Challenge Care (QLD) received a grant of \$275,000 to redevelop their New Life Centre to double their capacity and improve the accommodation facilities.



"...FROM A PERSONAL LEVEL THIS EXCHANGE HAS HAD A POSITIVE INFLUENCE ON MY THOUGHTS AND DECISIONS TO EXPAND MY KNOWLEDGE IN THE ALCOHOL AND OTHER DRUG SECTOR".

BANYAN HOUSE WORKFORCE DEVELOPMENT PARTICIPANT



PREVENTION AND PUBLIC EDUCATION

Alzheimer's Australia SA & Aboriginal Drug and Alcohol Council Sa Inc received a grant of \$279,849 to strengthen dementia care in Indigenous communities by addressing issues associated with alcohol and acquired brain damage.

Drug and Alcohol Services SA received a grant of \$109,079 to implement a health promotion campaign which aims to increase the awareness of young people attending University about the impact that drinking at risky levels may have on their safety and the safety of others.

Indigenous Conventions Specialists & Associates received a grant of \$41,174 to assist with expenses incurred in the operation of the 2004 *"Healing Our Spirit Worldwide"* conference.

Wakefield Health received a grant of \$245,000 to undertake a program to facilitate change in the South Australian policing policy in regard to people under 18 and alcohol related offences.

RESEARCH

Flinders University received a grant of \$165,995 to explore the social meanings of alcohol in the lives of young football fans of four South Australian National Football League Clubs. The research will draw on qualitative methods to better understand the cultural meanings, rituals, roles and social status that are associated with drinking.

University of Adelaide received a grant of \$144,226 to investigate how people will respond to Naltrexone. This study will determine how the best results of prescribing the drug can be achieved and prevent incidences of over prescription.

SCHOLARSHIP AND WORKFORCE DEVELOPMENT

National Centre for Education on Training and Addiction received a grant of \$93,018 grant for a representative to undertake a PhD investigation into workforce development in the Alcohol and other Drug field.

National Correctional Services Advisory Committee received a grant of \$99,500 to develop an on-line learning package which will provide the knowledge and skills needed by correctional staff working with clientele who have alcohol and substance misuse problems.

MODELS OF SUCCESS

Newman YMCA: DRUGGeD

Newman YMCA received funding from AER to conduct a series of performances that demonstrate the consequences of alcohol and substance misuse. The DRUGGeD performances are an interactive stage production, created by young people, for young people. The performances are developed with a view to encourage the audience to consider and discuss the consequences of drug and alcohol use and, therefore, to review the decisions that they make in regards to these issues.

DRUGGeD is a graphic portrayal of the consequences of alcohol and licit substance misuse. The performance centres on a rave attended by eight close friends. In the context of appropriate music, situations are re-enacted in order to portray the effect that even one night of substance abuse can have on friendships and human lives. A strong message — peppered with humorous elements — has proven to be an effective mechanism of transmitting a responsible health and empowerment message.

The performances were viewed by over 3392 students in over ten communities. Post performance attitudinal testing was conducted with follow ups a few months after program conclusion. The results of the survey demonstrate that:

- 92% of all of the target audiences felt that the performances were an excellent mechanism to transmit health learning outcomes;
- 73% indicated that the performance had a direct attitudinal impact in relation to alcohol and licit substance misuse;
- 70% of audience members indicated that they would change their behaviour due to the lessons learned from the performances; and
- 75% started talking with family and friends in the wider community about issues regarding alcohol and licit substance misuse.

This project was an effective mechanism to enhance AER's core objectives and to transmit an understandable, non-lecturing message to youth in Port Hedland, Tom Price, Karratha, Newman, Albany, Denmark, Nannup, Bridgetown, Margaret River, Bassendean, Kwinana and Fremantle.

South Australian Network of Drug and Alcohol Services Inc received a grant of \$74,420 to employ a sector development officer over a period of two years, who would be responsible for creating unity and strength across the alcohol and drug sector in South Australia.

SMALL GRANTS

Aboriginal Drug and Alcohol Council SA Inc received the following grants:

\$17,000 to develop a flipchart, to distribute to all health services within South Australia, to help health professionals explain to women intending to have babies, the dangers of drinking alcohol when pregnant.

\$18,461 to develop a DVD educational tool to deliver messages about alcohol in a culturally appropriate format.

Barossa Region Road Safety Committee received a grant of \$3,938 to purchase breathalyser equipment. This equipment will enable the committee to provide mobile breath testing at local events.

Ceduna Koonibba Aboriginal Health Service Inc received a grant of \$6,751 to enable three representatives to attend the 2004 *“Healing Our Spirit Worldwide”* conference.

Confederation of Australian Sport received a grant of \$20,000 to sponsor the *Australian Masters Games*, which is focusing its health message on responsible behaviours in relation to alcohol.

Hepatitis C Council for South Australia received a grant of \$12,072 to provide health education information in relation to the impact alcohol has on Hepatitis C for Indigenous communities in South Australia.

Lower Murray Nungas Club Inc received a grant of \$6,097 to enable ten Ngarrindjeri Elders to attend the 2004 *“Healing Our Spirit Worldwide”* conference.

Keith and District Hospital Inc received a grant of \$1,481 to purchase brochure stands and brochures targeting substance misuse within the community.

MODELS OF SUCCESS

Life Education: Let’s Talk

AER provided a grant over three years for the development and implementation of the *“Let’s Talk! Youth Initiated Community Forums.”* Youth in the Tea Tree Gully area of South Australia are empowered to lead the project, participating directly in resolving alcohol and other drug issues within their community. This approach brings parents and youth together in seminars, workshops and forums to develop practical community-based action plans. The aims of the “Let’s Talk” project are to:

- identify drug and alcohol issues that impact on young people, parents and the community;
- engage young people and parents in teaching and learning strategies that are useful in communicating drug related issues;
- empower young leaders to develop facilitation skills with groups of people; and
- develop programs and resources to support the growth of social capital in the community.

The project commenced in 2003 with 17 youths and has since increased to approximately 101 participants. To date, 18 action plans have been developed and are currently under evaluation by Health Outcomes International.

One action plan involved the hosting of a Health Expo at the Tea Tree Gully Primary School. The Expo was successful in presenting alcohol and other drug information through engaging activities and bringing youth and parents together to communicate about related issues.

The evaluation indicated that:

- 100% of teachers found the information delivered was relevant and felt that the Expo should be held again next year; and
- 85% of participants rated the Expo as good or very good with 67% indicating that another Expo should be held next year.

The level of community support and collaboration in the project has been substantial. Primary and high schools, shopping centres, hospitals, service clubs, local government and community businesses have contributed to the development and implementation of relevant action plans within their organisations. The interim evaluation has identified that the degree of community ownership of the project has been a critical factor in its success and sustainability.



"...THANK YOU ALL ONCE AGAIN. I CAN'T TELL YOU HOW MUCH YOUR SUPPORT HAS HELPED ME, AND AS A RESULT ENABLED ME TO HELP OTHERS".

MARY BLACK, ALCOHOL AND DRUG COUNSELLOR

Mission Australia's Hindmarsh Centre received a grant of \$6,315 to combine harm minimisation information and education with life-saving skills.

Northern Area Community and Youth Services Inc received a grant of \$19,110 to pilot a family capacity building approach, with a focus on families where alcohol and licit substance misuse has become inter-generational.

TREATMENT AND REHABILITATION

Anglicare SA Incorporated received a grant of \$274,175 to refurbish the Archway Rehabilitation Centre and improve the aesthetic feel of the facility.

Baptist Community Services (SA) Inc received a grant of \$14,685 to upgrade the building facilities which house the Adventure Services youth program.

Mission Australia – Hindmarsh Centre received a grant of \$29,667 to undertake refurbishment activities at their Hindmarsh Centre Sobering Up Unit.



PREVENTION AND PUBLIC EDUCATION

University of Tasmania received a grant of \$489,422 to undertake a trial of a "Social Norms" strategy for minimising alcohol-related harm among rural youth in four Tasmanian towns.

SCHOLARSHIP AND WORKFORCE DEVELOPMENT

The Pharmacy Guild of Australia – Tasmanian Branch received a grant of \$99,594 to provide harm minimisation alcohol and substance training packages to rural and remote community pharmacists.

TREATMENT AND REHABILITATION

Drug Education Network Inc received a grant of \$229,230 to encourage general practitioners to consider pharmacotherapy as a treatment option for individuals who are dependent on alcohol and wish to overcome addiction.

Launceston City Mission received a grant of \$275,000 to build two accommodation units to meet the needs of families undergoing treatment for substance addiction.

Tasmanian Department of Health and Human Services received a grant of \$275,000 to contribute to capital works costs associated with establishing a new rehabilitation and treatment centre.



*primary aim is to en
of alcohol and e
licit substance misuse. The*



PREVENTION AND PUBLIC EDUCATION

Cobaw Community Health Service received a grant of \$214,945 to develop, implement and evaluate an early intervention, diversion program for youth who come into contact with police as a result of misusing alcohol.

Focal Promotions Pty Ltd received a grant of \$250,000 to promote the responsible service and consumption of alcohol during the Australian Mixed Pairs Lawn Bowls Championship.

Grampians Community Health Centre received a grant of \$179,197 to undertake an education campaign, in partnerships with agencies across the Grampians, Pyrenees, Wimmera area. The project targets key groups of young adults identified as at-risk, providing education for health service providers in identifying and referring individuals presenting with alcohol and other substance misuse.

Self Help Addiction Resource Centre Inc. received a grant of \$93,400 to develop and facilitate workshops and resources that will generate broader awareness of binge drinking and the risks involved and promote support mechanisms between parents and adolescents to decrease risky patterns of behaviour pertaining to alcohol.

Southern Health received a grant of \$125,000 to develop strategies to provide alcohol education and prevention programs for the Cambodian community with a focus on the development of a support group to address alcohol issues for parents and families.

Turning Point Alcohol and Drug Centre received a grant of \$1,058,762 to expand the evidence based information and knowledge to underpin discussions and decisions and about what to do in response to harmful consequences of alcohol in Australia.

RESEARCH

Centre for Adolescent Health received a grant of \$157,827 to investigate the influence of peer social networks on the development of alcohol and other substance use by following a cohort of students through the early high school years.

Deakin University received a grant of \$251,749 to develop and evaluate a responsible drinking program for clients who have undergone intensive drug rehabilitation.

MODELS OF SUCCESS

Victoria Police – Ballarat:

Operation LINK (Be Safe Late Program)

The Victorian Police were granted funding by AER to evaluate the Operation Link Program, a community-based partnership approach to responsible patron management at licensed late-night venues which was aimed at reducing the occurrence of alcohol-related crime, disorder and violence within the Central Business District of the City of Ballarat.

The Centre for Health Research and Practice at the University of Ballarat was commissioned to conduct an independent evaluation. Using a process and impact framework, surveys and interviews were undertaken with key stakeholders and patrons (304 individuals) to determine their interpretation of the program effectiveness and to record their experiences.

This program demonstrated strong results in the area of alcohol and substance crime reduction. As a direct result of the program:


- assaults decreased by 39.85%;
- assaults in licensed premises decreased by 47.5%; and
- property damage was reduced by 17.32%.

Surveys conducted with Stakeholders demonstrate that they felt the program had been effective in reducing alcohol-related assault and damage, and that it allowed each group to have a voice in the development of the program.

The project enabled the establishment of a strong partnership between owners and licensed premises and the police and other stakeholders. This sense of ownership and pride has led to commitment and support for the program within the community. If this outcome can be enhanced and sustained, it could lead to long term social, economic and policy change in the management of alcohol related crime.

Community groups and local agencies not directly involved in the project still had a good awareness of the program and its impact on alcohol-related incidents in the Ballarat CBD, with most identifying it as a positive step forward.

Operation Link is a strong model and could be utilised by other communities within Australia to manage alcohol related crime and delinquent behaviours. If combined with other effective awareness raising programs, long term attitudinal, social, economic and policy benefits could be achieved.



*\$20 million has been
invested in youth programs.*

Odyssey House Victoria received a grant of \$93,642 to fund a research program that will comprehensively investigate and analyse patterns of alcohol consumption and misuse within the Vietnamese community.

SCHOLARSHIP AND WORKFORCE DEVELOPMENT

BAYSA Youth Services received a grant of \$74,200 to hire consultants to assist with the development of a new management policy, service provision policies and procedures, quality assurance and accreditation.

Buoyancy Foundation of Victoria received a grant of \$50,000 to obtain professional accreditation under *ISO9001-2000 Quality Management System*.

Glenelg Southern Grampians Drug Treatment Service received the following grants:

\$97,350 to present, develop and deliver a variety of alcohol harm minimisation training and education strategies to healthcare providers in the Glenelg and Southern Grampians shires of Victoria.

\$74,500 to enhance organisational capacity through the development of management strategies, enhancement and formalisation of policies and procedures, a quality assurance program and implementation of training strategies.

Mary of the Cross Centre received a grant of \$75,000 to employ a consultant to integrate the services of Mary of the Cross Centre and Centacare and implement the Australian Business Excellence Frameworks.

Odyssey Institute of Studies received a grant of \$98,811 to establish a national training partnership incorporating a number of organisations to provide accredited alcohol and other drug training to the sector and other allied health and welfare workforces.

Orygen Research Centre received a grant of \$100,000 to run a two day introductory course for alcohol and drug workers interested in undertaking a Graduate Diploma in Mental Health Sciences, and to provide up to ten scholarships to rural workers across Australia.

Pharmaceutical Society of Australia received a grant of \$52,000 to enable Pharmacists to work in partnership with health professionals to develop training strategies targeting alcohol and licit substance misuse.

MODELS OF SUCCESS

Mutitjulu Community Incorporated: Mutitjulu Holiday Program

Boredom is a significant contributing factor in youth alcohol and other drug misuse, particularly in rural and remote areas where access to recreational opportunities is limited. The Mutitjulu community is an Aboriginal settlement of approximately 430 people, located at the base of Uluru. During school holidays, with the influx of visitors from other areas, the community faces considerable difficulties with substance misuse. In 2005 Mutitjulu implemented a school holiday recreational program incorporating the Deadly Treadlies and Personal Development workshops, with the aim of:

- providing positive recreational activities for local youth, diverting them from substance misuse;
- providing practical training for local youth in bike repair and personal grooming;
- improve self esteem and health outcomes for local youth.

Deadly Treadlies

This program ran for a week during the April 2005 school holidays and engaged 32 local youth in the repair and maintenance of bicycles. In total 27 bicycles were built — 11 were provided by Deadly Treadlie staff and another 16 were rebuilt using parts collected by the Mutitjulu community.

Youth participating in the program learnt skills in bike mechanics as well as in teamwork, problem solving and patience. In addition, they had the satisfaction of riding a bike that they themselves had repaired.

Personal Development

The Mutitjulu Community held a series of Personal Development workshops during the January 2005 holiday period for 35 to 40 Anangu youth between the ages of 10 and 18. Culturally-appropriate methods of addressing personal hygiene were presented. These included health education, nutritional information and hairdressing skills.

These workshops catered for both genders, encouraged self esteem, enhanced positive life choices and personal responsibility, and sent a clear message to participants that they are worth looking after. At the end of each session participants received a grant of bag of personal care products.

Both these programs represent a community-driven approach to addressing youth alcohol and substance misuse through the provision of healthy recreational options.

*Car... irresponsible consumption of...
Danger of petrol, paint, glue*



Salvation Army Property Trust received a grant of \$75,000 to provide external clinical supervision to residential rehabilitation staff at the Basin Centre over a period of twelve months.

Shekinah Homelessness Services Inc received a grant of \$74,829 to improve governance structures, management skills and their policy and procedures manual.

Turning Point Alcohol and Drug Centre received the following grants:

\$211,556 to develop, implement and evaluate a two year alcohol and substance mentoring program in the Parkville Youth Residential Centre.

\$74,728 to undertake an organisational improvement program to address the growth in staff numbers, diverse service delivery, and the governance and financial reporting requirements to which not-for-profit organisations must adhere.

\$97,950 to develop new training strategies to provide opportunities for professional career development in the alcohol and licit substances sector.

\$88,240 to provide scholarships to professionals working with young people to complete the Graduate Certificate in Alcohol and other Drug Studies.

Victorian Alcohol and Drug Association received a grant of \$19,500 to develop and enhance organisational governance policies and practices.

Western Regional Alcohol and Drug Centre Inc received a grant of \$64,600 to adapt quality assurance and risk management approaches developed in the health services sector, to the setting of a rural community-based alcohol and drug agency.

Youth Substance Abuse Service received a grant of \$76,326 to provide scholarships to workers to enable the acquisition of workplace expertise in appropriate post-graduate courses.

SMALL GRANTS

Addiction Recovery Centres Inc received a grant of \$19,596 to assist with the initial establishment costs of a new office to meet increasing demand upon the service.

Alcohol Related Brain Injury Accommodation and Assessment Service received a grant of \$6,000 to provide a series of skill development workshops for clientele with alcohol and other drug issues.



"...I KNOW NOW I CAN HAVE A JOB...

I DON'T JUST HAVE TO GET DRUNK LIKE DAD"

MUTITJULU ABORIGINAL CULTURAL EXCHANGE PARTICIPANT



*a variety of programs in the areas of education,
prevention, treatment and rehabilitation*

BAYSA Youth Services received the following grants:

\$7,823 to enable a representative to present at the *16th International Conference on the Reduction of Drug Related Harm*, held in Belfast, Northern Ireland, in March 2005.

\$6,500 to enable a youth from the drug and alcohol day program to present a short film at the *16th International Conference on the Reduction of Drug Related Harm*, held in Belfast, Northern Ireland, in March 2005.

Breaking the Barriers Action Group received a grant of \$5,800 to educate youth about alcohol and other substances using the resource materials developed by the Australian Government Department of Education, Science and Training.

Brophy Family and Youth Services received a grant of \$20,000 to divert "at risk" youth from harm through an early intervention and prevention program that combines adventure and narrative therapy.

City of Greater Geelong received a grant of \$19,892 to provide an alternative means of exploring issues relating to alcohol misuse amongst youth via performing arts.

Colac Area Health received a grant of \$9,411 to engage a theatre group to perform the theatrical show "*The Forwards*" — a community arts project addressing alcohol use in sporting clubs.

Drug and Alcohol Services West received a grant of \$11,280 to enable two representatives to attend and present papers at the Canadian Youth Solvent Addiction Forum in March 2005.

Melbourne Fringe received a grant of \$10,000 to develop a series of alcohol education awareness workshops in collaboration with Festival artists.

Murdoch Children's Research Institute received a grant of \$19,670 to develop and validate an innovative, youth-friendly sampling tool which will aid researchers in understanding motivational factors, in particular the role of negative mood in problematic adolescent alcohol use.

Peninsula Health Service received a grant of \$12,478 to enable two representatives to make presentations at the *16th International Conference on the Reduction of Drug Related Harm* in Belfast, Northern Ireland.

Self Help Addiction Resource Centre Inc received a grant of \$20,000 to produce and distribute an informative booklet for families and friends of people who misuse alcohol.

South West Healthcare received a grant of \$19,375 to undertake a campaign to raise awareness of the existence, prevalence, dangers and responses to drink spiking.

Vicdeaf received a grant of \$20,000 to provide information to the deaf community and professional support networks about the impact and effects of alcohol and other substances.

Victorian Alcohol and Drug Foundation received the following grants:

\$19,640 to upgrade information technology infrastructure to enhance the existing information service for the Victorian alcohol and drug sector.

\$2,094 to enable a representative to attend the *2004 Australian Professional Society on Alcohol and Other Drugs* conference in Fremantle, WA.

Warrnambool Alcohol and Drug Advisory Committee received a grant of \$15,450 to contribute to sponsoring the 6th Annual Rural Victorian Alcohol and Drug Conference.

Western Region Alcohol and Drug Centre Inc received a grant of \$4,000 to enable representatives from rural Australia attend the March 2005 *National Rural Health* Conference in Alice Springs.

TREATMENT AND REHABILITATION

BAYSA Youth Services received a grant of \$272,140 to build a new creative arts centre which will enhance the regional youth alcohol and drug day programs.

Bendigo and District Division of General Practice received a grant of \$250,000 to work with General Practitioners to increase the uptake of pharmacotherapy by improving knowledge and skills in this area of medicine.

Grampians Community Health Centre Inc received a grant of \$274,977 to promote detoxification and withdrawal programs for communities across the Ararat, Stawell and Horsham districts of Victoria.

Heatherton Christian Resource Centre received a grant of \$275,000 to refurbish ARC House, creating a better environment for clientele undergoing residential rehabilitation.

Jesuit Social Services received a grant of \$264,000 to develop a program facility in a bush setting for the treatment, prevention and rehabilitation of youth who are experiencing difficulties due to alcohol and other substance misuse.

MODELS OF SUCCESS

Regenesis:

Regenesis Alcohol Relapse Prevention Project

Regenesis was provided with funding from AER to implement an aftercare model — already successful in Holland — to prevent relapse behaviours of clients leaving detoxification and treatment centres.

Most of the thirty clients referred to the program were aged between 20 – 29 years old, some were between the ages of 30 to 49. The primary drug of choice for 53% of the clientele was alcohol, and most clients presented with poly-drug misuse issues, combining alcohol with either amphetamines, cannabis or opioids.

During the three month introductory and establishment period:

- 86% of clientele achieved abstinence from their primary drug of choice;
- 71% (poly-drug users) achieved abstinence;
- after leaving the program 71% maintained abstinence; and
- 66% have managed to secure gainful employment.

The program demonstrated that, when clientele initially entered the program, after leaving detoxification or treatment facilities, their attitudes towards lifestyle change was positive. The program revealed that three months was usually the time when they struggled the most with overcoming their addiction. If they chose to remain in the program that these obstacles could be defeated and the lure of previous harmful behaviours could be minimised.

Since Regenesis was able to demonstrate strong outcomes with their project, AER granted an additional 12 months of funding to enable the further development of this program.



PREVENTION AND PUBLIC EDUCATION

Njernda Aboriginal Corporation received a grant of \$275,000 to provide rehabilitative placement programs to youth who are chroming and inhaling petrol.

Southern Health received a grant of \$248,512 to provide a supportive framework for the management of alcohol dependence in which anti-craving medications may have the opportunity to have maximum effect.

The Windana Society received a grant of \$162,843 to refurbish the facilities at their residential rehabilitation facility.

Turning Point Alcohol and Drug Centre received the following grants:

\$239,909 to raise awareness amongst general practitioners about anti-craving medications (including naltrexone and acamprosate) for patients with alcohol dependence.

\$142,604 to establish an after hours shared care program for clients undertaking withdrawal treatment.

Western Regional Alcohol and Drug Centre received a grant of \$133,200 to purchase a block of land to build a new treatment facility.

Youth Substance Abuse Service received a grant of \$275,000 to develop a structured psycho-education, therapeutic and recreational program for youth undertaking withdrawal from alcohol and other drugs.

Broome Aboriginal Media received a grant of \$149,920 to divert Indigenous youth from harmful behaviours in relation to alcohol and licit substance misuse through an interactive media training program.

Greater Bunbury Division of General Practice received a grant of \$233,698 to provide an early intervention service for adolescents who have a sibling or parent who misuses alcohol and other licit substances.

Kimberley Community Drug Service Team received a grant of \$321,486 to employ a project officer to work with communities in the Dampier Peninsula Region to reduce alcohol and substance related harms.

Royal Life Saving Society of Australia received a grant of \$250,000 to build on the qualitative and quantitative outcomes of the pilot program *"Don't Drink and Drown"*.

Shire of Halls Creek received a grant of \$450,000 to contribute to a diversionary partnership aimed at reducing alcohol and substance related harms within the community through the construction of an Aquatic and Recreation Centre.

RESEARCH

Curtin University of Technology received the following grants:

\$309,286 to undertake a multi-site investigation of the social meanings of alcohol misuse among young adults in recreational settings.

\$61,808 to examine the existing body of evidence for the effectiveness of restrictions imposed on the sale, or conditions of sale, and supply of alcohol.



"...TED NOFFS FOUNDATION ARE DELIGHTED TO HAVE THE SUPPORT OF AER IN IMPLEMENTING THESE CRITICAL PROGRAMS AND LOOK FORWARD TO OUR CONTINUED RELATIONSHIP IN ASSISTING YOUNG PEOPLE FACING ALCOHOL AND OTHER DRUG PROBLEMS".

WESLEY NOFFS, TED NOFFS FOUNDATION

*\$7.5 million has been invested in
Prevention and Public Education.*



SCHOLARSHIP AND WORKFORCE DEVELOPMENT

Curtin University of Technology received a grant of \$99,993 to undertake research into the interaction between alcohol and illicit drug harms.

Drug Arm WA Inc received a grant of \$74,700 to undertake a comprehensive review, development and enhancement of policies and procedures across all programs.

Holyoake received a grant of \$59,590 to develop clinical policies and procedures, together with management and governance procedures, to enhance the operational practices of the company.

Local Drug Action Groups Incorporated received a grant of \$58,395 to engage the Western Australian Council of Social Services to assist with the development of organisational governance.

Palmerston Association Inc received a grant of \$42,710 to develop and implement Occupation Health and Safety practices.

Perth Community Drug Service Team received a grant of \$16,400 to enable a representative to undertake leadership and management studies at the Graduate School of Business, Curtin University of Technology.

WA Network of Alcohol and Other Drug Agencies received a grant of \$75,000 to provide intensive support for agencies throughout WA to implement a Quality Framework that will provide the basis for continuous quality improvement.

SMALL GRANTS

City of Canning received a grant of \$8,000 to provide an alternative learning program for “at risk” youth that improves self-empowerment, enabling the ability to make wise choices and decisions about their lives.

COMPARI Midwest Community Drug Service Team received a grant of \$3,000 to produce an A5 size telephone guide, that links with appropriate service providers, for families and friends of people with substance misuse problems.

Curtin University of Technology received the following grants:

\$18,648 to provide professional development opportunities to Indigenous staff working in the alcohol and other drugs field.

\$20,000 to investigate the alcohol drinking guidelines for older people and examine the pouring practices in relation to a ‘standard drink.’

Denmark Local Drug Action Group received a grant of \$10,000 to host “*Gromfest 05*”, an interactive music and arts event put on by young people, for young people.

Noongar Alcohol and Substance Abuse Service received a grant of \$20,000 to enable registration as a training organisation capable of meeting the cultural training needs of Indigenous people throughout Western Australia.

Port Hedland Sobering Up Centre Group Incorporated received a grant of \$8,325 to reduce alcohol-related pedestrian road trauma through a public campaign.



*... in the areas of education, prevention,
treatment and rehabilitation.*

MODELS OF SUCCESS

Victorian Alcohol and Drug Association (VAADA), NSW Network of Alcohol and Drug Agencies (NADA), WA Network of Alcohol and other Drug Agencies (WANADA), Alcohol and other Drugs Council of Australia (ADCA) and the National Centre for Education and Training on Addiction (NCETA): Alcohol and Other Drug Workforce Development

Workforce development needs have been identified as a priority concern within the alcohol and other drug (AOD) sector, particularly in rural and remote areas. In acknowledging this concern, AER granted funding to a collaborative workforce development project involving the peak bodies VAADA, NADA, WANADA, ADCA and NCETA. The focus of this project was to undertake an accurate assessment of AOD sector workforce strengths and weaknesses, investigate concerns and issues within each state and territory, and make recommendations for strategic policy development. This project encompasses three stages:

Stage 1: NCETA undertook a thorough examination of national and international literature on workforce development focusing on issues relevant to the AOD sector. The review considered the systemic, organisational and individual factors that contribute to workforce development and gave practical examples of strategies to improve workforce capacity.

Stage 2: VAADA, NADA and WANADA conducted sector consultations in each state and territory to assess jurisdictional concerns and strategies for development of the AOD workforce. More than 350 AOD workers participated in these consultations. Information gathered highlighted the increasing demands placed on AOD professionals and the inadequate levels of salary and conditions to attract and retain qualified staff. Jurisdictional reports were compiled and launched nationally at the VAADA annual conference in 2003. Although priorities varied between jurisdictions, similar concerns emerged including:

- recruitment and retention of qualified staff;
- wages and conditions;
- supervision and support;
- increasing complexity of roles;
- training and professional development;
- public profile of the AOD sector.

Stage 3: This stage has not yet commenced. Work undertaken during this stage will examine the outcomes of the literature review and consultations, identify key areas, and develop a national strategic plan to address workforce needs in the AOD sector. This stage will include a national workshop to finalise recommendations to the Commonwealth Government.

Shanghai Lil Productions Incorporated received a grant of \$10,000 to produce a play that portrays the interrelation of social problems, and addresses how childhood trauma can lead to harmful behaviours in relation to alcohol and other licit substances.

WA Network of Alcohol and Other Drug Agencies received a grant of \$20,000 to produce a resource kit for children whose lives are affected by their parents or carers alcohol and other substance misuse.

TREATMENT AND REHABILITATION

Curtin University of Technology received a grant of \$272,191 to work in partnership with Tangentyere Council to disseminate training and information technology resources to Night Patrol Units.

Drug Arm WA received a grant of \$38,000 to improve the operational practices of its evidence based treatment centre in Geraldton.

Mission Australia received a grant of \$275,000 to introduce a medical practitioner and nurse to its professional team strengthening its organisational capacity to provide quality services to clientele.

Ngnowar-Aerwah Aboriginal Corporation received a grant of \$242,251 to undertake capital works and refurbishment of the 7 Mile Rehabilitation Centre.

Palmerston Association Inc received a grant of \$177,665 to undertake construction and refurbishment activities at its Therapeutic Community Farm.

Salvation Army Bridge Programme WA received a grant of \$275,000 to extend its sobering up service to 24 hours a day and enhance its detoxification services.

Serenity Lodge Incorporated received a grant of \$275,000 to refurbish two buildings used for residential alcohol and other substance rehabilitation.

WA Council on Addictions received a grant of \$47,272 to undertake refurbishment at the Rick Hamersley Centre.

Western Australian Drug and Alcohol Authority received a grant of \$56,222 to provide a call-back telephone counselling service to patients (of general practitioners) who are on pharmacotherapies for alcohol dependence.

REFLECTIONS AND VISIONS



ALCOHOL AND OTHER LICIT SUBSTANCES — WHAT IS THE EXTENT OF THE PROBLEM WITHIN THE AUSTRALIAN COMMUNITY? WHAT ARE THE BEST MECHANISMS TO REDUCE HARMS? THESE ARE THE QUESTIONS AER HAS ENDEAVOURED TO ANSWER SINCE INCEPTION IN OCTOBER 2001. ESTABLISHING AN INNOVATIVE GRANTS PROGRAM WAS THE FIRST STEP IN OUR JOURNEY. IN OUR FIRST YEAR AER RECEIVED MORE REQUESTS FOR FINANCIAL ASSISTANCE THAN WE HAD FUNDS TO PROVIDE.

In response to this need, in August 2003 the Grants program evolved and strategic priorities within funding rounds of *Prevention and Public Education, Treatment and Rehabilitation, Scholarship and Workforce Development and Research* were set. Establishing benchmarks through the application process enabled AER to directly target areas where need was high, and yet small bursts of funding were ineffective in addressing the problems that so often are inter-generational. From alcohol-free events to capital works to innovative scholarships, to groundbreaking research, AER has had a role to play.

Alcohol and licit substance harms impact across the Australian Community: they result in absenteeism, assaults, violence, vandalism, delinquency and personal injury. There is no simple fix. Research released by AER in December 2004 reveals that 45% of men and 40% of women are still drinking at levels which will lead to long term harm. Binge drinking continues to be responsible for at least 10 deaths every day. AER believes that, as a community, we need to identify the environmental factors such as alcohol advertising and marketing, institutional policies and practices, and the social and cultural beliefs and behaviours that contribute to alcohol misuse.

The news isn't all bad, AER is proud of our achievements with our grants program. We have developed benchmarks in areas of treatment, prevention and public education which we are now consolidating. We intend to share them with the alcohol and drug constituency in 2006. Since its inception, AER has invested \$85 million in strategic projects which work towards achieving lasting attitudinal, behavioural, social and policy change.

AER's independence, and its ability to have impact on a national scale, set us apart from others in the alcohol and drug field. AER will continue to build on strategic partnerships to ensure our work continues into the future. To continue the momentum of positive change, AER has recently refocused and directed our attention to three new priority areas:

- *to promote a change in community attitudes and approaches to alcohol use and the harms caused by misuse;*
- *to increase the capacity of the alcohol and other drugs sector to reduce alcohol related harms;*
- *to promote the good practice outcomes produced by AER funding to strengthen support for community-based responses to alcohol and other licit substance misuse.*

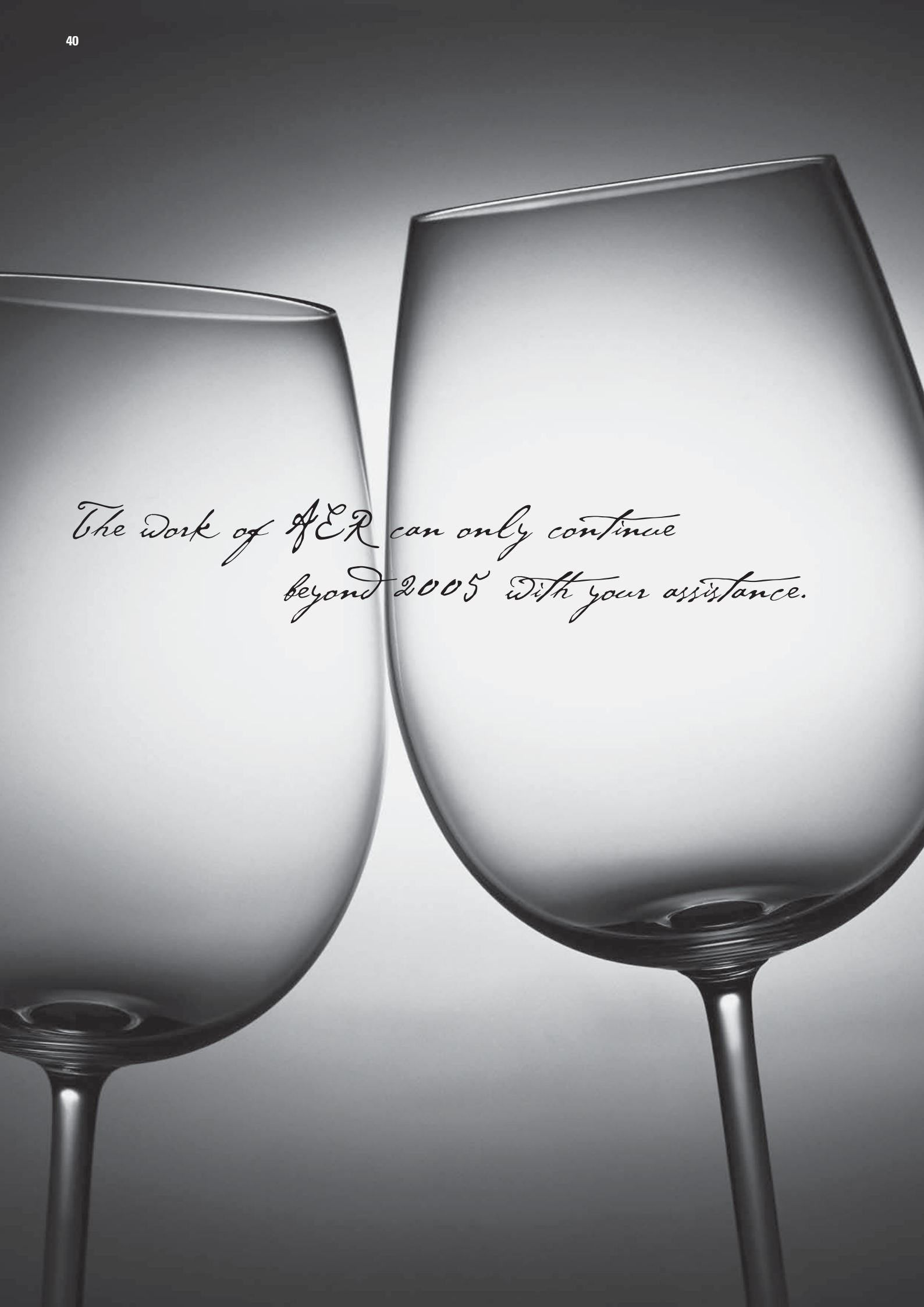
AER's goal is to achieve outcomes in these three areas. Using these areas as a starting point will ensure that AER's role strengthens and builds from our strong beginnings.

The excise generated from draught beer with the implementation of the GST was finite. In June 2005 the last instalment of the excise was received. AER now seeks philanthropic funding to ensure that alcohol and licit substance harm minimisation remains on the national agenda. To support AER, individuals and organisations can make a donation, pledge money or become involved in cause marketing. Contributions over \$2, including donations made from an ancillary or prescribed fund, are tax deductible.

"THE FOUNDATION HAS AN ENVIABLE RECORD IN BUILDING PARTNERSHIPS IN OUR COMMUNITY TO ADDRESS THE DANGERS OF ALCOHOL AND LICIT SUBSTANCE MISUSE"

THE HON. JOHN HOWARD, PRIME MINISTER

EXCERPT OF LETTER TO AER, PUBLIC FUND LAUNCH 2004

Two wine glasses are shown against a dark, gradient background. The glasses are positioned side-by-side, with the one on the right being slightly larger and more prominent. The text is written in a cursive script across the middle of the glasses.

*The work of AER can only continue
beyond 2005 with your assistance.*

fold

PLEASE
AFFIX
STAMP

AER Foundation Ltd
PO Box 19
DEAKIN WEST ACT

2600

fold

please secure with tape

please secure with tape

please secure with tape

FINANCIAL STATEMENTS



Alcohol Education and Rehabilitation Foundation Ltd • ABN 91 096 854 385

DIRECTORS' REPORT

The Directors present their report together with the financial report on the Alcohol Education and Rehabilitation Foundation Ltd (AER) for the financial year ended 30 June 2005 and the auditors report thereon.

DIRECTORS

The names of the Directors in office at any time during or since the end of the year are:

Name:	Experience and special responsibilities:
Ian William Webster	Chairman/Executive Committee
Scott Wilson	Deputy Chairman/Executive and Audit Committees
Cheryl Sarah Bart	Director/Chairman Audit Committee
Ngiare Joy Brown	Director
Timothy Ewen Costello	Director
David William Crosbie	Director/Executive Committee
Peter Harald Nilsen d'Abbs	Director
Nicholas John Gill (resigned 10/10/2004)	Director/Executive Committee
Elizabeth Anne Mosey	Director/Executive Committee
Timothy Richard Stockwell (resigned 01/07/2004)	Director
Bernadette Tobin	Director/Audit Committee

DIRECTORS MEETINGS

The number of Directors meetings and number of meetings attended by each Director during the financial year are:

DIRECTOR Name	GENERAL		EXECUTIVE		AUDIT	
	Held	Attended	Held	Attended	Held	Attended
Ian William Webster	5	5	4	4		
Scott Wilson	5	5	4	4	8	8
Cheryl Sarah Bart	5	4			8	8
Ngiare Joy Brown	5	3				
Timothy Ewen Costello	5	2				
David William Crosbie	5	5	4	3		
Peter Harald Nilsen d'Abbs	5	5				
Nicholas John Gill	5	1				
Elizabeth Anne Mosey	5	5	4	3		
Timothy Richard Stockwell	5	0				
Bernadette Tobin	5	5			8	7

Directors have been in office since their initial date of appointment upon the formation of AER to the date of this report unless otherwise stated.

Alcohol Education and Rehabilitation Foundation Ltd • ABN 91 096 854 385

AER was established by its members on 17 October 2001 and The Alcohol Education and Rehabilitation Account Act 2001 (the Act), a funding agreement dated 15 November 2001 with the Australian Government (the Agreement), and AER Constitution outline its purpose and objectives.

The principal activity of AER during the financial year was the awarding of community grants, to be expended on one or more of the following purposes:

- to prevent alcohol and other licit substance misuse, including petrol sniffing, particularly among vulnerable population groups such as Indigenous Australians and youth;
- to support evidence-based alcohol and other licit substance misuse treatment, rehabilitation, research and prevention programs;
- to promote community education encouraging low risk consumption of alcohol and highlighting the dangers of licit substance misuse;
- to promote public awareness of the work of AER and raise funds from the private sector for the ongoing work of AER; and
- to provide funding grants to organisations with appropriate community linkages to deliver services which reduce the harms caused by alcohol and other licit substance misuse.

No significant change in the nature of these activities occurred during the year.

AER's operations are not regulated by any significant environmental regulation under a law of the Commonwealth or of a State or Territory.

Under the funding agreement with the Australian Government AER has received \$115,000,000 in payments from 1 December 2001 to 30 June 2005. Under the terms of the funding agreement 90% of these funds, \$103,500,000, are trust funds for the provision of grants and 10%, \$11,500,000, are operating funds.

AER has expended \$6,954,719 (6%) of the original endowment of operating funds from 1 December 2001 to 30 June 2005.

AER has committed \$85,071,896 (82%) of the original endowment of trust funds in grants from 1 December 2001 to 30 June 2005.

The operating surplus of AER for the current financial year amounted to \$35,665,571 (\$21,391,998 in 2004).

AER's constitution precludes it from distributing any surpluses to its members. Accordingly, there were no dividends provided for or to be paid by AER since the end of the previous financial year and the Directors do not recommend the declaration of a dividend.

The balance of unspent trust funds amounts to \$80,419,002 (\$46,482,254 in 2004). Of the unspent trust funds, AER is committed to providing to Grantees a further \$43,842,963. These payments are subject to the Grantees meeting the terms of their respective funding agreements. Details of these grants are shown at note 16. In accordance with Australian National Audit Office advice and the Department of Finance directives, the committed grant funds have not been expensed in the Statement of Financial Performance. If the committed funds were included then the balance of unspent grant funds would amount to \$36,576,039.

No significant changes in AER's state of affairs occurred during the financial year.

During the financial year AER has paid premiums in respect of Directors' and officers' liability and legal expenses and also professional indemnity insurance contracts. Such insurance contracts insure against certain liability (subject to specific exclusions) persons who are or have been Directors or executive officers of AER.

Alcohol Education and Rehabilitation Foundation Ltd • ABN 91 096 854 385

The Directors have not included details of the nature of the liabilities covered or the amount of the premiums paid in respect of the Directors' and officers' liability and legal expenses and also professional indemnity insurance contracts , as such disclosure is prohibited under the terms of the contract.

No person has applied for leave of Court to bring proceedings on behalf of the company or intervene in any proceedings to which the company is a party for the purpose of taking responsibility on behalf of the company for all or any part of those proceedings.

AER was not a party to any such proceedings during the year.

No matters or circumstances have arisen since the end of the financial year which significantly affected or may significantly affect the operations of AER, the results of those operations, or the state of affairs of AER in future financial years.

A copy of the auditor's independence declaration as required under section 307C of the *Corporations Act 2001* is set out on page 50.

Signed in accordance with a resolution of the Board of Directors:

Director  

Dated this 25th day of August 2005

Alcohol Education and Rehabilitation Foundation Ltd • ABN 91 096 854 385


CHIEF EXECUTIVE OFFICERS' DECLARATION

**The Chief Executive Officer of the
Alcohol Education and Rehabilitation Foundation Ltd (AER) declares that:**

- the financial records of AER for the financial year have been properly maintained in accordance with section 286 of the *Corporations Act 2001*;
- the financial statements, and the notes comply with the accounting standards;
- the financial statements, and notes give a true and fair view; and
- other matters prescribed by the regulations in relation to the financial statements, and the notes for the financial year are satisfied.

This declaration is made by:

Daryl P. Smeaton
Chief Executive Officer
Alcohol Education and Rehabilitation Foundation Ltd



Dated this 25th day of August 2005

Alcohol Education and Rehabilitation Foundation Ltd • ABN 91 096 854 385

CHIEF FINANCE OFFICERS' DECLARATION

**The Chief Finance Officer of the
Alcohol Education and Rehabilitation Foundation Ltd (AER) declares that:**

- the financial records of AER for the financial year have been properly maintained in accordance with section 286 of the *Corporations Act 2001*;
- the financial statements, and the notes comply with the accounting standards;
- the financial statements, and notes give a true and fair view; and
- other matters prescribed by the regulations in relation to the financial statements, and the notes for the financial year are satisfied.

This declaration is made by:

Jim O'Shea
Chief Finance Officer
Alcohol Education and Rehabilitation Foundation Ltd



Dated this 25th day of August 2005

Alcohol Education and Rehabilitation Foundation Ltd • ABN 91 096 854 385

DIRECTORS' DECLARATION

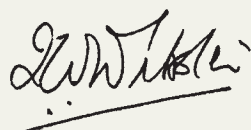
The Directors of AER declare that:

1. The financial statements and notes, as set out on pages 53 to 101 are in accordance with the *Corporations Act 2001*:
 - a. comply with Accounting Standards and the *Corporations Regulations 2001*; and
 - b. give a true and fair view of the financial position as at 30 June 2005 and of the performance for the year ended on that date of AER.
2. In the Directors opinion there are reasonable grounds to believe that AER will be able to pay its debts as and when they become due and payable.

The Directors make this declaration having received declarations from the Chief Executive Officer and the Chief Financial Officer that:

- the financial records of AER for the financial year have been properly maintained in accordance with section 286 of the *Corporations Act 2001*;
- the financial statements, and the notes comply with the accounting standards;
- the financial statements, and notes give a true and fair view; and
- other matters prescribed by the regulations in relation to the financial statements, and the notes for the financial year are satisfied.

This declaration is made in accordance with a resolution of the Board of Directors.



Director



Dated this 25th day of August 2005



Mr Daryl Smeaton
Company Secretary
Alcohol Education and Rehabilitation Foundation Ltd
Suite 6
Level 1
4 Phipps Close
DEAKIN ACT 2600

AUDITOR'S INDEPENDENCE DECLARATION
To the Directors of the Alcohol Education and Rehabilitation Foundation Ltd

In relation to our audit of the financial report of the Alcohol Education and Rehabilitation Foundation Ltd for the year ended 30 June 2005, to the best of my knowledge and belief, there have been:

- (i) no contraventions of the auditor independence requirements of the *Corporations Act 2001*; and
- (ii) no contravention of any applicable code of professional conduct.

Australian National Audit Office

Richard Rundle
Executive Director

For the Auditor-General

Canberra
25 August 2005



INDEPENDENT AUDIT REPORT

To the members of the Alcohol Education and Rehabilitation Foundation Ltd

Scope

The financial report and Directors' responsibility

The financial report comprises:

- Directors' Report;
- Statements of Financial Performance, Financial Position and Cash Flows;
- Notes to and forming part of the Financial Report; and
- Directors' Declaration

of the Alcohol Education and Rehabilitation Foundation Ltd for the year ended 30 June 2005.

The directors of the company are responsible for preparing a financial report that gives a true and fair view of the financial position and performance of the company, and that complies with accounting standards and other mandatory financial reporting requirements in Australia, in accordance with the *Corporations Act 2001*. This includes responsibility for the maintenance of adequate accounting records and internal controls that are designed to prevent and detect fraud and error, and for the accounting policies and accounting estimates inherent in the financial report.

Audit approach

I have conducted an independent audit of the financial report in order to express an opinion on it to the members of the company. My audit has been conducted in accordance with the Australian National Audit Office Auditing Standards, which incorporate the Australian Auditing and Assurance Standards, in order to provide reasonable assurance as to whether the financial report is free of material misstatement. The nature of an audit is influenced by factors such as the use of professional judgement, selective testing, the inherent limitations of internal control, and the availability of persuasive, rather than conclusive, evidence. Therefore, an audit cannot guarantee that all material misstatements have been detected.

While the effectiveness of management's internal controls over financial reporting was considered when determining the nature and extent of audit procedures, the audit was not designed to provide assurance on internal controls.

I have performed procedures to assess whether, in all material respects, the financial report presents fairly, in accordance with the *Corporations Act 2001*, including compliance with accounting standards and other mandatory financial reporting requirements in Australia, a view which is consistent with my understanding of the Company's financial position, and of its performance as represented by the statements of financial performance and cash flows.

The audit opinion is formed on the basis of these procedures, which included:

- examining, on a test basis, information to provide evidence supporting the amounts and disclosures in the financial report; and
- assessing the appropriateness of the accounting policies and disclosures used, and the reasonableness of significant accounting estimates made by management.

Independence

Independence requirements of the Australian professional ethical pronouncements and the *Corporations Act 2001* have been met. I have given to the directors of the company a written Auditor's Independence Declaration a copy of which is included in the Directors' Report.

Audit Opinion

In my opinion, the financial report of the Alcohol Education and Rehabilitation Foundation Ltd is in accordance with:

- (a) the *Corporations Act 2001*, including:
 - (i) giving a true and fair view of the Company's financial position as at 30 June 2005 and of its performance for the year ended on that date; and
 - (ii) complying with accounting standards in Australia and the Corporations Regulations 2001; and
- (b) other mandatory financial reporting requirements in Australia.

Australian National Audit Office



Richard Rundle
Executive Director

For the Auditor-General

Canberra
29 August 2005

Alcohol Education and Rehabilitation Foundation Ltd • ABN 91 096 854 385

STATEMENT OF FINANCIAL PERFORMANCE

FOR THE YEAR ENDED 30 JUNE 2005

	Note	2005 \$	2004 \$
Revenues from ordinary activities	2	55,662,909	42,072,036
Total revenues from ordinary activities		55,662,909	42,072,036
Expenses from ordinary activities			
Grant Payments	16	17,431,583	18,292,825
Operating expenses		410,716	504,311
Administration expenses		922,167	808,499
Depreciation and Amortisation	3	49,035	63,001
Employees	3	838,377	696,267
Directors	4	345,460	315,135
Total Expenses from ordinary activities (excluding borrowing cost expense)		19,997,338	20,680,038
Net Operating surplus from ordinary activities		35,665,571	21,391,998

Alcohol Education and Rehabilitation Foundation Ltd • ABN 91 096 854 385

STATEMENT OF FINANCIAL POSITION

FOR THE YEAR ENDED 30 JUNE 2005

	Note	2005 \$	2004 \$
CURRENT ASSETS			
Cash assets	5	85,315,082	49,192,062
Receivables	6	3,300	30,918
Accrued revenue	7	466,750	293,392
Other	8	17,550	17,152
TOTAL CURRENT ASSETS		85,802,683	49,533,524
NON-CURRENT ASSETS			
Plant and equipment	9a	70,142	85,791
Intangible assets	9b	26,783	37,817
TOTAL NON-CURRENT ASSETS		96,925	123,608
TOTAL ASSETS		85,899,608	49,657,132
CURRENT LIABILITIES			
Payables	10	664,162	135,541
Interest-bearing liabilities	11	45,909	15,146
Provisions	12	43,934	49,016
TOTAL CURRENT LIABILITIES		754,005	199,703
NON-CURRENT LIABILITIES			
Interest-bearing liabilities	11	18,876	32,859
Provisions	12	70,461	33,876
TOTAL NON-CURRENT LIABILITIES		89,337	66,735
TOTAL LIABILITIES		843,342	266,438
NET ASSETS		85,056,266	49,390,694
EQUITY			
Reserves	13	80,419,002	46,482,254
Retained surpluses	14	4,637,264	2,908,440
TOTAL EQUITY		85,056,266	49,390,694

Alcohol Education and Rehabilitation Foundation Ltd • ABN 91 096 854 385

STATEMENT OF CASH FLOWS

FOR THE YEAR ENDED 30 JUNE 2005

	Note	2005 \$	2004 \$
CASH FLOW FROM OPERATING ACTIVITIES			
Grant funds		53,085,574	39,407,799
Donations		58	-
Payments to suppliers		(1,829,458)	(1,019,958)
Directors		(345,460)	(315,135)
Employees		(779,887)	(655,537)
Grant payments		(17,431,583)	(18,292,825)
Interest received		3,459,188	1,871,919
Net cash provided by operating activities	20(b)	36,158,432	20,996,263
CASH FLOW FROM INVESTING ACTIVITIES			
Sale of plant and equipment		-	32,055
Payment for plant and equipment		(22,352)	(78,906)
Net cash provided by (used in) investing activities		(22,352)	(46,851)
CASH FLOW FROM FINANCING ACTIVITIES			
Proceeds from borrowings		-	55,458
Repayment of borrowings		(13,060)	(45,491)
Net cash provided by (used in) financing activities		(13,060)	9,967
Net increase in cash held		36,123,020	20,959,379
Cash at beginning of year		49,192,062	28,232,683
Cash at end of year	20(a)	85,315,082	49,192,062

Alcohol Education and Rehabilitation Foundation Ltd • ABN 91 096 854 385

NOTES TO THE FINANCIAL STATEMENTS

FOR THE YEAR ENDED 30 JUNE 2005

The accompanying notes form part of these financial statements.

NOTE 1: STATEMENT OF SIGNIFICANT ACCOUNTING POLICIES

The financial report is a general purpose financial report that has been prepared in accordance with Accounting Standards, Urgent Issues Group Consensus Views, other authoritative pronouncements of the Australian Accounting Standards Board and the *Corporations Act 2001*.

The financial report covers the Alcohol Education and Rehabilitation Foundation Ltd (AER) as an individual economic entity. AER is a company limited by guarantee, incorporated and domiciled in Australia.

The financial report has been prepared on an accruals basis and is based on historical costs and does not take into account changing money values or, except where stated, current valuations of non-current assets. Cost is based on the fair values of the consideration given in exchange for assets.

The following is a summary of the material accounting policies adopted by AER in the preparation of the financial report. The accounting policies have been consistently applied, unless otherwise stated.

a. Economic Dependency

AER was established by its members on 17 October 2001 and The Alcohol Education and Rehabilitation Account Act 2001 (the Act), a funding agreement dated 15 November 2001 with the Australian Government (the Agreement), and AER Constitution outline its purpose and objectives.

Under the Act and the Agreement, AER received funds to carry out its normal activities. During the year this funding agreement expired. Under the expired funding agreement AER has an accumulated pool of funds which it is permitted to use for its continued existence.

AER has established a public fund and is continuing to lobby the Australian Government for further funding.

b. Income Tax

AER is a not for profit organisation established for the purpose of providing grants to the community. Accordingly AER does not account for Income Tax.

c. Plant and Equipment

Each class of property, plant and equipment is carried at cost or fair value less, where applicable, any accumulated depreciation.

The carrying amount of plant and equipment is reviewed annually by Directors to ensure it is not in excess of the recoverable amount from those assets. The recoverable amount is assessed on the basis of the expected net cash flows which will be received from the assets employment and subsequent disposal. The expected net cash flows have not been discounted to present values in determining recoverable amounts.

Depreciation

The depreciable amount of all fixed assets including buildings and capitalised leased assets, but excluding freehold land, are depreciated on a straight line basis/diminishing value over their estimated useful lives to the entity commencing from the time the asset is held ready for use. Properties held for investment purposes are not subject to a depreciation charge. Leasehold improvements are depreciated over the shorter of either the unexpired period of the lease or the estimated useful lives of the improvements.

The depreciation rates used for each class of assets are:

Class of Fixed Asset	2005 Depreciation Rate	2004 Depreciation Rate
Plant and equipment	25%–40%	25%–40%
Motor Vehicles	22.5%	22.5%

Alcohol Education and Rehabilitation Foundation Ltd • ABN 91 096 854 385

NOTES TO THE FINANCIAL STATEMENTS

FOR THE YEAR ENDED 30 JUNE 2005

d. Leases

Leases of fixed assets, where substantially all the risks and benefits incidental to the ownership of the asset, but not the legal ownership, are transferred to AER are classified as finance leases. Finance leases are capitalised, recording an asset and a liability equal to the present value of the minimum lease payments, including any guaranteed residual values. Leased assets are depreciated on a straight line basis over their estimated useful lives where it is likely that AER will obtain ownership of the asset or over the term of the lease. Lease payments are allocated between the reduction of the lease liability and the lease interest expense for the period.

Lease payments for operating leases, where substantially all the risks and benefits remain with the lessor, are charged as expenses in the periods in which they are incurred.

Lease incentives received under operating leases are recognised as a liability. Lease payments received reduce the liability.

e. Employee Benefits

Provision is made for AER's liability for employee benefits arising from services rendered by employees to balance date. No provision has been made for sick leave as all sick leave is non-vesting and the average sick leave taken in future years by employees of AER is estimated to be less than the annual benefit for sick leave. Employee benefits expected to be settled within one year together with benefits arising from wages, salaries, and annual leave which will be settled after one year, have been measured at their nominal amount. Other employee benefits payable later than one year have been measured at the present value of the estimated future cash outflows to be made for those benefits.

Contributions are made by AER to an employee superannuation fund and are charged as expenses when incurred.

f. Cash

For the purposes of the statement of cash flows, cash includes cash on hand and at call deposits with banks or financial institutions, investments in money market instruments maturing within less than two months.

g. Revenue

Grant revenue is recognised upon the delivery of an invoice to the Department of Health and Ageing under the terms of its funding agreement with the Commonwealth of Australia.

Interest revenue is recognised on a proportional basis taking into account the interest rates applicable to the financial assets.

Dividend revenue is recognised when the right to receive a dividend has been established. Dividends received from associates and joint venture entities are accounted for in accordance with the equity method of accounting.

Revenue from the rendering of a service is recognised upon the delivery of the service to the customers.

All revenue is stated net of the amount of goods and services tax (GST).

h. Investments

Non-current investments are measured on the cost basis. The carrying amount of investments is reviewed annually by Directors to ensure it is not in excess of the recoverable amount of these investments. The recoverable amount is assessed from the quoted market value for shares in listed companies or the underlying net assets for other non-listed corporations. The expected net cash flows from investments have not been discounted to their present value in determining the recoverable amounts.

Alcohol Education and Rehabilitation Foundation Ltd • ABN 91 096 854 385

NOTES TO THE FINANCIAL STATEMENTS

FOR THE YEAR ENDED 30 JUNE 2005

i. Goods and Services Tax (GST)

Revenues, expenses and assets are recognised net of the amount of GST, except where the amount of GST incurred is not recoverable from the Australian Tax Office. In these circumstances the GST is recognised as part of the cost of acquisition of the asset or as part of an item of the expense. Receivables and payables in the Statement of Financial Position are shown inclusive of GST

j. Comparative Figures

The comparative figures for AER's third year in operation 1 July 2003 to 30 June 2004 are shown.

k. Rounding.

Amounts have been rounded to the nearest dollar.

l. Impact of Adoption of Australian Equivalents to International Financial Reporting Standards

AER is preparing and managing the transition to Australian Equivalents to International Financial Reporting Standards (AEIFRS) effective for the financial years commencing from 1 January 2005. The adoption of AEIFRS will be reflected in AER's financial statements for the year ending 30 June 2006. On first time adoption of AEIFRS, comparatives for the financial year ended 30 June 2005 are required to be restated. The majority of the AEIFRS transitional adjustments will be made retrospectively against retained earnings at 1 July 2004.

AER's management, along with its auditors, have assessed the significance of the expected changes and are preparing for their implementation. An AEIFRS committee is overseeing and managing AER's transition to AEIFRS. The impact of the alternative treatments and elections under AASB 1: First Time Adoption of Australian Equivalents to International Financial Reporting Standards, has been considered where applicable.

The Directors are of the opinion that the key material differences in AER's accounting policies on conversion to AEIFRS and the financial effect of these differences where known are as follows. Users of the financial statements should, however, note that the amounts disclosed could change if there are any amendments by standard-setters to the current AEIFRS, or interpretation of the AEIFRS requirements changes from the continued work of AER's AEIFRS committee.

Impairment of Assets

Under AASB 136: Impairment of Assets, the recoverable amount of an asset is determined as the higher of fair value less costs to sell, and value in use. In determining value in use, projected future cash flows are discounted using a risk adjusted pre-tax discount rate and impairment is assessed for the individual asset or at the 'cash generating unit' level. A 'cash generating unit' is determined as the smallest group of assets that generates cash flows, which are largely independent of the cash inflows from other assets or group of assets. The current policy is to determine the recoverable amount of an asset on the basis of undiscounted net cash flows that will be received from the assets use and subsequent disposal. It is likely that this change in accounting policy will lead to impairments being recognised more often.

AER has reassessed its impairment testing policy and tested all assets for impairment as at 1 July 2005. There was no impairment impact.

Revaluation of Assets

AER revalued the property plant and equipment as at 1 July 2005 and the impact of the change is estimated to be \$86,368, being an increase in property plant and equipment.

Alcohol Education and Rehabilitation Foundation Ltd • ABN 91 096 854 385

NOTES TO THE FINANCIAL STATEMENTS

FOR THE YEAR ENDED 30 JUNE 2005

Non-current investments

Under AASB 139: Financial Instruments: Recognition and Measurement, financial assets are required to be classified into four categories, which determine the accounting treatment of the respective items. The categories and various treatments are:

- held to maturity, measured at amortised cost;
- held for trading, measured at fair value with unrealised gains or losses charged to the profit and loss;
- loans and receivables, measured at amortised cost; and
- available for sale instruments, measured at fair value with unrealised gains or losses taken to equity.

AER's financial assets comprise available for sale financial instruments.

Under AASB 139: Financial Instruments: Recognition and Measurement, the measurement of available for sale instruments at fair value differs from current accounting policy, which measures non-current investments at cost with an annual review by Directors to ensure the carrying amounts are not in excess of the recoverable value of the instrument. The impact of the change is likely to increase the value of non-current other financial assets in relation to available for sale instruments.

AASB 1 provides an election whereby the requirements of AASB 139 dealing with financial instruments are not required to be applied to the first AEIFRS comparative year and the first time adoption of this standard will apply from 1 July 2005. AER has decided that it will adopt this election and will not restate comparative information for the 30 June 2005 financial year.

Income tax

AER is a not for profit organisation established for the purpose of providing grants to the community. On transition the financial effect of this impact is assessed as nil as AER does not account for Income Tax.

Lease Make-good Provision

When assessing accommodation leases for the preparation of the opening balance sheet, the responsibilities under the leases for make-good were still being determined.

Alcohol Education and Rehabilitation Foundation Ltd • ABN 91 096 854 385

NOTES TO THE FINANCIAL STATEMENTS

FOR THE YEAR ENDED 30 JUNE 2005

	Note	2005 \$	2004 \$
NOTE 2: REVENUE			
Operating activities			
Donations	2a	58	-
Grant funds	2b	51,818,000	40,000,000
Interest	2c	3,632,545	2,034,229
Grant payment refunds	2d	212,306	38,826
Asset sales		-	(1,019)
Total revenue		55,662,909	42,072,036
a. Donations			
Public Fund donations received		58	-
Total donations		58	-
b. Grants from			
Dept of Health and Ageing		56,999,800	44,000,000
GST collected		(5,181,800)	(4,000,000)
Net		51,818,000	40,000,000
c. Interest from			
Public Fund		1	-
Operating Account		208,084	109,994
Trust Account		749,915	946,884
Interest Bearing Deposit		2,674,545	977,351
Total Interest		3,632,545	2,034,229

Alcohol Education and Rehabilitation Foundation Ltd • ABN 91 096 854 385

NOTES TO THE FINANCIAL STATEMENTS

FOR THE YEAR ENDED 30 JUNE 2005

	Note	2005 \$	2004 \$
NOTE 2: REVENUE			
d. Grant payment refunds from			
Anglican Counselling Service		9,607	-
APSAD		133	-
Bundjalung Tribal Society		504	-
Curtin University		122,134	
V Demou		888	-
Directions ACT		367	-
Dr Paul Lehmann		3,217	-
Gindaja SMC		16,764	-
Judge Rainbow Memorial Fund		33,320	-
KASH Aboriginal Corporation		2,558	-
Merrylands Community Health		1,765	-
Moree Family Support		1,432	-
Mothers Crying Out for Help Group		617	
Wesley Mission		19,000	-
Ben Haines		-	27,396
Journey of Healing		-	335
University of Sydney		-	783
Kalparrin Community Inc		-	180
Australian Drug Foundation		-	5,638
Darwin Skills Development		-	90
Millingimbi Community Inc		-	4,110
NOFASARD		-	294
Total Grant payment refunds		212,306	38,826

Alcohol Education and Rehabilitation Foundation Ltd • ABN 91 096 854 385

NOTES TO THE FINANCIAL STATEMENTS

FOR THE YEAR ENDED 30 JUNE 2005

	Note	2005 \$	2004 \$
NOTE 3: NET SURPLUS FROM ORDINARY ACTIVITIES			
Surplus from ordinary activities has been determined after			
Expenses			
Depreciation of non-current assets			
Computers		23,464	34,892
Telephone system		1,333	1,320
Furniture and fixtures		15,250	18,670
Motor vehicles		6,376	6,898
Other property plant and equipment		2,612	1,221
Total depreciation		49,035	63,001
Employee expenses			
Wage accrual		2,318	-
Superannuation accrual		209	-
Leave accrual		15,483	15,378
Long Service Leave accrual		12,349	33,877
Other employee expenses		2,505	-
Wages and salaries		736,039	591,801
Superannuation		62,184	49,294
Workers compensation		7,290	5,917
Total employee expenses		838,377	696,267
Expenditure accruals			
Other expenses		122,732	120,541
Total expenditure accruals		122,732	120,541

Alcohol Education and Rehabilitation Foundation Ltd • ABN 91 096 854 385

NOTES TO THE FINANCIAL STATEMENTS

FOR THE YEAR ENDED 30 JUNE 2005

	Note	2005 \$	2004 \$
NOTE 3: NET SURPLUS FROM ORDINARY ACTIVITIES			
Rental expense on operating leases			
Computer rental		31,313	45,179
Office lease		54,148	53,491
Photocopy fax lease		6,958	6,585
Total rental expenses on operating leases		92,419	105,255
Auditor remuneration			
Audit or review		15,000	15,000
Total Auditor remuneration		15,000	15,000

NOTE 4: REMUNERATION AND RETIREMENT BENEFITS**a. Directors Remuneration**

Fees		164,000	143,375
Wages		57,875	55,625
Superannuation		5,209	5,006
Other expenses		118,376	111,129
Total remuneration		345,460	315,135

Number of Directors whose income was within the following band:

\$0	\$9,999	2	-
\$10,000	\$19,999	5	9
\$20,000	\$29,999	2	2
\$30,000	\$39,999	2	-

Alcohol Education and Rehabilitation Foundation Ltd • ABN 91 096 854 385

NOTES TO THE FINANCIAL STATEMENTS

FOR THE YEAR ENDED 30 JUNE 2005

Note	2005 \$	2004 \$
------	------------	------------

NOTE 4: REMUNERATION AND RETIREMENT BENEFITS**b. Retirement and Superannuation Benefits**

Amounts of a prescribed benefit given during the year by the Foundation to a prescribed superannuation fund in connection with the retirement from a prescribed office

	5,209	5,006
--	-------	-------

c. Executives Remuneration

The number of executives who received or were due to receive total remuneration of \$100,000 or more:

\$120,000	\$129,999		-	1
\$130,000	\$139,999		1	-
\$230,000	\$239,999		1	-
\$250,000	\$259,999		-	1

The aggregate amount of total remuneration of executives shown above

	367,069	374,440
--	---------	---------

The aggregate amounts of separation and redundancy/termination benefit payments during the year to executives shown above.

	-	-
--	---	---

NOTE 5: CASH ASSETS

The cash assets comprise the following accounts:

Public Fund account	59	-
Operating account	594,108	3,023,902
Trust account	9,720,551	16,167,959
Petty cash account	364	201
Interest bearing deposit account	75,000,000	30,000,000
Total Cash Assets	85,315,082	49,192,062

Alcohol Education and Rehabilitation Foundation Ltd • ABN 91 096 854 385

NOTES TO THE FINANCIAL STATEMENTS

FOR THE YEAR ENDED 30 JUNE 2005

	Note	2005 \$	2004 \$
NOTE 6: RECEIVABLES			
Funds repayable		3,300	-
Grant funds repayable from Grantees		-	30,918
Total Receivables		3,300	30,918

NOTE 7: ACCRUED REVENUE

Interest accrued

Operating account		39,095	11,333
Trust account		16,727	63,372
Interest bearing deposit		410,928	218,687
Total Accrued Revenue		466,750	293,392

NOTE 8: OTHER ASSETS

Prepayments		17,550	17,152
Total other assets		17,550	17,152

NOTE 9: PLANT AND EQUIPMENT

a. Equipment

Telephone System

Telephone system at cost		7,845	6,956
Less accumulated depreciation		(5,560)	(4,227)
Total Equipment		2,285	2,729

Alcohol Education and Rehabilitation Foundation Ltd • ABN 91 096 854 385

NOTES TO THE FINANCIAL STATEMENTS

FOR THE YEAR ENDED 30 JUNE 2005

	Note	2005 \$	2004 \$
NOTE 9: PLANT AND EQUIPMENT			
Furniture and Fixtures			
Furniture and fixtures at cost		93,223	84,229
Less accumulated depreciation		(68,632)	(53,382)
Total Furniture and Fixtures		24,591	30,847
Motor Vehicles			
Motor vehicles at cost		51,007	51,007
Less accumulated depreciation		(10,711)	(4,335)
Total Motor Vehicles		40,296	46,672
Other Property Plant and Equipment			
Other Property plant and equipment at cost		7,990	7,951
Less accumulated depreciation		(5,020)	(2,408)
Total Other Property Plant and Equipment		2,970	5,543
Total Plant and Equipment		70,142	85,791
b. Intangible Assets			
Computer software			
Computer software at cost		106,592	94,163
Less accumulated amortisation		(79,809)	(56,346)
Total Intangible Assets		26,783	37,817

Alcohol Education and Rehabilitation Foundation Ltd • ABN 91 096 854 385

NOTES TO THE FINANCIAL STATEMENTS

FOR THE YEAR ENDED 30 JUNE 2005

	Note	2005 \$	2004 \$
NOTE 9: PLANT AND EQUIPMENT			
c. Movements in Carrying Amounts			
Movement in the carrying amounts for each class of plant and equipment between the beginning and the end of the current financial year			
Equipment			
Telephone System			
Balance at the beginning of the year		2,729	4,049
Additions		889	-
Disposals		-	-
Revaluation increments/ (decrements)		-	-
Depreciation expense		(1,333)	(1,320)
Carrying amount at the end of the year		2,285	2,729
Furniture and Fixtures			
Balance at the beginning of the year		30,847	42,611
Additions		8,994	6,906
Disposals		-	-
Revaluation increments/ (decrements)		-	-
Depreciation expense		(15,250)	(18,670)
Carrying amount at the end of the year		24,591	30,847

Alcohol Education and Rehabilitation Foundation Ltd • ABN 91 096 854 385

NOTES TO THE FINANCIAL STATEMENTS

FOR THE YEAR ENDED 30 JUNE 2005

	Note	2005 \$	2004 \$
NOTE 9: PLANT AND EQUIPMENT			
Motor Vehicles			
Balance at the beginning of the year		46,672	35,638
Additions		-	51,007
Disposals		-	(33,075)
Revaluation increments/ (decrements)		-	-
Depreciation expense		(6,376)	(6,898)
Carrying amount at the end of the year		40,296	46,672
Other Property Plant and Equipment			
Balance at the beginning of the year		5,543	1,447
Additions		39	5,317
Disposals		-	-
Revaluation increments/ (decrements)		-	-
Depreciation expense		(2,612)	(1,221)
Carrying amount at the end of the year		2,970	5,543
Intangible Assets			
Computer Software			
Balance at the beginning of the year		37,817	57,031
Additions		12,429	15,678
Disposals		-	-
Revaluation increments/ (decrements)		-	-
Amortisation expense		(23,463)	(34,892)
Carrying amount at the end of the year		26,783	37,817

Alcohol Education and Rehabilitation Foundation Ltd • ABN 91 096 854 385

NOTES TO THE FINANCIAL STATEMENTS

FOR THE YEAR ENDED 30 JUNE 2005

	Note	2005 \$	2004 \$
NOTE 9: PLANT AND EQUIPMENT			
Total Movements			
Balance at the beginning of the year		123,608	140,778
Additions		22,352	78,906
Disposals		-	(33,075)
Revaluation increments/(decrements)		-	-
Depreciation/Amortisation expense		(49,035)	(63,001)
Total carrying amount at the end of the year		96,925	123,608
NOTE 10: PAYABLES			
CURRENT			
Payables		5,621	-
Accrued Expenses		125,258	135,541
Tax liabilities		533,283	-
Total Payables		664,162	135,541
NOTE 11 : INTEREST BEARING LIABILITIES			
CURRENT			
Bank credit card	21	31,926	2,087
Finance lease liability	15	13,983	13,059
Total Current		45,909	15,146
NON CURRENT			
Finance lease liability	15	18,876	32,859
Total non current		18,876	32,859
Total Interest Bearing Liabilities		64,785	48,005

Alcohol Education and Rehabilitation Foundation Ltd • ABN 91 096 854 385

NOTES TO THE FINANCIAL STATEMENTS

FOR THE YEAR ENDED 30 JUNE 2005

	Note	2005 \$	2004 \$
NOTE 12: PROVISIONS			
CURRENT			
Employee benefits		43,934	49,016
NON-CURRENT			
Employee benefits		70,461	33,876
a. Aggregate employee benefit liability		114,395	82,892
b. Number of employees at year end		8	8
NOTE 13: RESERVES			
Unspent Grant Funds			
Movements during the year			
Opening balance		46,482,254	26,812,018
Plus transfer from retained surpluses		33,936,748	19,670,236
Closing balance		80,419,002	46,482,254
Trust Account			
Opening balance		46,482,254	26,812,018
Dept of Health and Ageing Grants paid		52,489,800	39,600,000
Less GST		(4,771,800)	(3,600,000)
Plus Grant payment refunds	2c	212,306	38,826
Plus Interest received		2,996,805	1,642,176
		97,409,365	64,493,020
Grants receivable		-	-
Plus GST		13,565	-
Plus Interest Accrued		427,655	282,059
		441,220	282,059

Alcohol Education and Rehabilitation Foundation Ltd • ABN 91 096 854 385

NOTES TO THE FINANCIAL STATEMENTS

FOR THE YEAR ENDED 30 JUNE 2005

	Note	2005 \$	2004 \$
NOTE 13: RESERVES			
Net Trust account		97,850,585	64,775,079
Less Grants paid	16	(17,431,583)	(18,292,825)
Closing balance		80,419,002	46,482,254

NOTE 14: RETAINED SURPLUSES

Retained surpluses at beginning of financial year		2,908,440	1,186,678
Operating surplus		35,665,571	21,391,998
Transfer to reserve		(33,936,748)	(19,670,236)
Retained surpluses at the end of the financial year		4,637,263	2,908,440

NOTE 15: CAPITAL AND LEASING COMMITMENTS**a. Finance Lease Commitments**

Payable			
— not later than 1 year		15,800	15,800
— later than 1 year but not later than 5 years		19,750	35,549
Minimum finance lease payments		35,550	51,349
Less future finance charges		(2,691)	(5,431)
Total Finance Lease Liability	11	32,859	45,918

Alcohol Education and Rehabilitation Foundation Ltd • ABN 91 096 854 385

NOTES TO THE FINANCIAL STATEMENTS

FOR THE YEAR ENDED 30 JUNE 2005

	Note	2005 \$	2004 \$
NOTE 15: CAPITAL AND LEASING COMMITMENTS			
Current			
Finance lease liability		13,983	13,059
Non Current			
Finance lease liability		18,876	32,859
Total Finance Lease Liability		32,859	45,918

Finance Lease exists in relation to the motor vehicle supplied in terms of employment contract.

b. Operating Lease Commitments

Non-cancellable operating leases contracted for but not capitalised in the financial statements:

Payable

— not later than 1 year	59,143	65,870
— later than 1 year but not later than 5 years	85,332	4,182
Total Operating Lease Commitments	144,475	70,052

The property lease is a non-cancellable lease with a three-year term, with rent payable monthly in advance. Contingent rental provisions within the lease agreement require that the minimum lease payments shall be increased by 3% per annum in December each year. An option exists to renew the lease at the end of the three-year term for an additional term of three years.

Alcohol Education and Rehabilitation Foundation Ltd • ABN 91 096 854 385

NOTES TO THE FINANCIAL STATEMENTS

FOR THE YEAR ENDED 30 JUNE 2005

Note	2005	2004
	\$	\$

NOTE 16: OTHER COMMITMENTS**Grants Approved**

As at 30 June 2005, the AER is committed to providing to Grantees a further \$43,842,963. These payments are subject to the Grantees meeting the terms of their respective funding agreements. The full terms of approval were not complied with at that date. In accordance with Australian National Audit Office advice and the Department of Finance directives, the committed funds have not been expensed in the Statement of Financial Performance. If the committed funds were included then the balance of unspent grant funds would amount to \$36,576,039.

a. Summary

Balance at the beginning of year	27,172,342	14,434,476
Committed	34,326,281	31,268,391
Total payable	61,498,623	45,702,867
Less amounts paid	(17,431,583)	(18,292,825)
Less amounts unutilised	(224,077)	(237,700)
Balance Payable	43,842,963	27,172,342

Alcohol Education and Rehabilitation Foundation Ltd • ABN 91 096 854 385

NOTES TO THE FINANCIAL STATEMENTS

FOR THE YEAR ENDED 30 JUNE 2005

	Opening Balance	Approved 2005	Payments 2005	Unutilised Approvals 2005	Balance Payable 2005
	\$	\$	\$	\$	\$
NOTE 16: OTHER COMMITMENTS					
b. Individual Grantee Details					
TREATMENT AND REHABILITATION					
Australian Capital Territory					
AER – Pharmacotherapy meta-evaluation	-	350,000	-	-	350,000
Alcohol and Drug Foundation ACT Inc	-	18,080	-	-	18,080
Directions ACT	-	-	-	-	-
The Salvation Army	10,000	-	-	-	10,000
WIREDD	-	139,887	-	-	139,887
Total Australian Capital Territory	10,000	507,967	-	-	517,967
New South Wales					
ADF NSW	377,122	-	150,000	73,122	154,000
Albury Wodonga Aboriginal Health Service	20,000	-	18,000	-	2,000
Anglican Counselling Service	1,934	15,616	13,116	1,934	2,500
Aroonba Aboriginal Corporation	-	3,793	3,500	-	293
Bundjalung Tribal	10,000	-	-	10,000	-
Citycare Newcastle Inc	-	20,000	-	-	20,000
CSAHS RPA Hospital	64,000	-	55,000	-	9,000
Drug and Alcohol Nurses of Australasia	-	37,800	19,000	-	18,800
Family Drug Support	-	18,000	16,000	-	2,000
Guthrie House Co-operative Ltd	-	176,000	-	-	176,000
Hillsong Emerge	128,213	-	3,698	-	124,515
Kamira Farm Incorporated	-	27,500	24,614	-	2,886
Macquarie University – D Hewson	790	-	-	-	790

Alcohol Education and Rehabilitation Foundation Ltd • ABN 91 096 854 385

NOTES TO THE FINANCIAL STATEMENTS

FOR THE YEAR ENDED 30 JUNE 2005

	Opening Balance	Approved 2005	Payments 2005	Unutilised Approvals 2005	Balance Payable 2005
	\$	\$	\$	\$	\$
NOTE 16: OTHER COMMITMENTS					
b. Individual Grantee Details					
TREATMENT AND REHABILITATION					
Melanie Bournnell	5,382	-	1,246	4,136	-
Mission Australia	250,000	-	88,729	-	161,271
Moree Family Support Inc	-	4,323	4,123	200	-
New England Area Health Service	1,600	-	-	-	1,600
Ngaimpe Aboriginal Corp	105,000	-	72,000	-	33,000
Odyssey House McGrath	66,992	99,000	142,892	-	23,100
Oolong Aboriginal Corporation Inc	-	36,575	-	-	36,575
Regenesis	74,529	9,066	83,142	-	453
Shared Vision Aboriginal Corp Inc	1,000	-	-	-	1,000
Society of St. Vincent de Paul	-	49,266	-	-	49,266
South Western Sydney Area HS	-	99,910	61,910	-	38,000
St George District Division of GP	5,250	-	-	-	5,250
St Vincents – The Alcohol and Drug Service	249,000	-	160,000	-	89,000
Sydney West Area Health Service	-	468,888	-	-	468,888
Ted Noffs Foundation	282,954	26,439	25,000	-	284,393
Teen Challenge NSW	100,000	-	-	-	100,000
The Buttery Incorporated	-	271,966	120,000	-	151,966
The Construction Industry D and A Foundation	-	168,581	-	-	168,581
The Jewish House	-	19,500	-	-	19,500
The Lyndon Community	176,600	300,000	-	-	476,600
The University of New South Wales	-	350,000	202,384	-	147,616
The University of Sydney	-	494,689	-	-	494,689

Alcohol Education and Rehabilitation Foundation Ltd • ABN 91 096 854 385

NOTES TO THE FINANCIAL STATEMENTS

FOR THE YEAR ENDED 30 JUNE 2005

	Opening Balance	Approved 2005	Payments 2005	Unutilised Approvals 2005	Balance Payable 2005
	\$	\$	\$	\$	\$
NOTE 16: OTHER COMMITMENTS					
b. Individual Grantee Details					
TREATMENT AND REHABILITATION					
Wegelli Aboriginal Corporation	-	75,000	-	-	75,000
We Help Ourselves	-	350,000	67,000	-	283,000
Wesley Mission	5,395	-	-	-	5,395
Western Sydney Division of General Practice	-	246,215	-	-	246,215
Youth Off The Streets	113,880	-	18,100	-	95,780
Youth Solutions	-	75,000	70,000	-	5,000
Total New South Wales	2,039,641	3,443,127	1,419,454	89,392	3,973,922
Northern Territory					
Alcohol Awareness and FR	135,698	-	62,849	-	72,849
Angurugu Health Centre	2,000	-	2,000	-	-
CAAAPU Aboriginal Corp	4,845	-	2,845	-	2,000
CAAPS	14,818	211,145	205,411	-	20,552
Drug and Alcohol Services Association	259,331	-	174,454	-	84,877
Forster Foundation for Drug Rehabilitation Inc	32,260	275,000	23,570	-	283,690
FORWAARD	2,000	-	-	-	2,000
Holyoake Alice Springs	2,744	-	2,744	-	-
Ipurla Aboriginal Corporation	-	275,000	-	-	275,000
Menzies School of Health Research	500	-	-	-	500
Mt Theo-Yuendumu	219,500	-	91,900	2,200	125,400
Tangentyere Council Inc	105,813	295,000	-	-	400,813
Total Northern Territory	779,509	1,056,145	565,773	2,200	1,267,681

Alcohol Education and Rehabilitation Foundation Ltd • ABN 91 096 854 385

NOTES TO THE FINANCIAL STATEMENTS

FOR THE YEAR ENDED 30 JUNE 2005

	Opening Balance	Approved 2005	Payments 2005	Unutilised Approvals 2005	Balance Payable 2005
	\$	\$	\$	\$	\$
NOTE 16: OTHER COMMITMENTS					
b. Individual Grantee Details					
TREATMENT AND REHABILITATION					
Queensland					
Aborigines and Islanders Alcohol Relief Services	-	48,819	-	-	48,819
ADF QLD	4,840	20,000	-	-	24,840
Australian Red Cross Society	2,456	-	2,456	-	-
Brisbane Youth Services	187,500	-	125,000	-	62,500
Congress Community Development and Education Unit	-	271,612	-	-	271,612
Department of Premier and Cabinet	-	188,632	179,000	-	9,632
Drug Arm	239,059	11,000	119,952	-	130,107
Ferdy's Haven Rehab Ab Cor	251,364	-	-	-	251,364
Fresh Hope Association	-	16,400	13,900	-	2,500
Gindaja SMC	33,000	-	5,843	27,157	-
Gold Coast Alcohol Recovery	8,758	-	8,758	-	-
Gold Coast Drug Council Inc	-	263,390	-	-	263,390
Goori House	231,138	16,191	247,329	-	-
Gumbi Gumbi Aboriginal and Torres Strait Islanders Corp	-	27,500	14,401	-	13,099
KASH Aboriginal Corporation	2,471	-	-	2,471	-
Katherine Mann	3,968	-	3,000	-	968
Korrawinga Aboriginal Corporation	-	255,888	-	-	255,888
Mt Isa Volatile Substance Misuse	177,293	-	54,931	-	122,362
Ozcare	456,590	-	243,970	-	212,620
Pormur Paanth Aboriginal Corporation	-	275,000	-	-	275,000

Alcohol Education and Rehabilitation Foundation Ltd • ABN 91 096 854 385

NOTES TO THE FINANCIAL STATEMENTS

FOR THE YEAR ENDED 30 JUNE 2005

	Opening Balance	Approved 2005	Payments 2005	Unutilised Approvals 2005	Balance Payable 2005
	\$	\$	\$	\$	\$

NOTE 16: OTHER COMMITMENTS**b. Individual Grantee Details****TREATMENT AND REHABILITATION**

Queensland Baptist Care	121,689	-	109,295	-	12,394
Queensland Police Service	100,000	-	60,000	-	40,000
The Salvation Army	-	275,000	-	-	275,000
Teen Challenge Care (QLD)	-	275,000	-	-	275,000
Wesley Mission	750	-	-	750	-
Wu Chopperen HS Ltd	134,227	-	90,953	-	43,274
Total Queensland	1,955,103	1,944,432	1,278,788	30,378	2,590,369

South Australia

ADAC	-	12,072	-	-	12,072
Anglicare SA Incorporated	-	274,175	-	-	274,175
Baptist Community Service	-	14,685	12,600	-	2,085
Ceduna Koonibba Aboriginal HS Inc	-	6,751	-	-	6,751
Goreta Aboriginal Corporation	178,250	-	-	-	178,250
Lower Murray Nungas Club	-	6,097	-	-	6,097
National Correctional Services AC	-	99,500	80,000	-	19,500
Mission Australia	-	29,667	-	-	29,667
NCETA	-	93,018	30,906	-	62,112
Northern Area Community and Youth Services Inc	-	19,110	-	-	19,110
OARS SA	485,616	-	-	-	485,616
Port Augusta Hospital	232,060	-	120,000	-	112,060

Alcohol Education and Rehabilitation Foundation Ltd • ABN 91 096 854 385

NOTES TO THE FINANCIAL STATEMENTS

FOR THE YEAR ENDED 30 JUNE 2005

	Opening Balance	Approved 2005	Payments 2005	Unutilised Approvals 2005	Balance Payable 2005
	\$	\$	\$	\$	\$
NOTE 16: OTHER COMMITMENTS					
b. Individual Grantee Details					
TREATMENT AND REHABILITATION					
Port Lincoln Health Service Inc	14,500	-	13,000	-	1,500
RDNS Research Unit	69,950	-	55,350	-	14,600
SANDAS	-	74,420	-	-	74,420
Uniting Care Wesley Adelaide SA	200,034	-	69,100	-	130,934
University of Adelaide	-	144,226	-	-	144,226
Total South Australia	1,180,410	773,721	380,956	-	1,573,175
Tasmania					
Drug Education Network	-	229,230	68,965	-	160,265
Launceston City Mission	-	275,000	216,000	-	59,000
Tasmanian Department of Health and Human Services	-	275,000	240,000	-	35,000
Salvation Army	495,594	-	82,117	-	413,477
The Pharmacy Guild of Australia TAS	-	99,595	75,000	-	24,595
Total Tasmania	495,594	878,825	682,082	-	692,337
Victoria					
ARCAB – Western Region A & D Centre	199,079	-	1,760	-	197,319
Baysa Limited – Baysa Youth Services	58,615	346,340	39,723	-	365,232
Bendigo and District Division of General Practice	-	250,000	100,000	-	150,000
Beyond Blue	202,000	-	-	-	202,000
Centacare Catholic Family Services	-	75,000	36,000	-	39,000
City of Greater Geelong	-	19,892	18,000	-	1,892

Alcohol Education and Rehabilitation Foundation Ltd • ABN 91 096 854 385

NOTES TO THE FINANCIAL STATEMENTS

FOR THE YEAR ENDED 30 JUNE 2005

	Opening Balance	Approved 2005	Payments 2005	Unutilised Approvals 2005	Balance Payable 2005
	\$	\$	\$	\$	\$
NOTE 16: OTHER COMMITMENTS					
b. Individual Grantee Details					
TREATMENT AND REHABILITATION					
Deakin University	-	251,749	91,014	-	160,735
Glenelg Southern Grampians DTS	-	171,850	87,050	-	84,800
Grampians Community Health Centre Inc	2,000	274,977	-	-	276,977
Heatherton Christian Resource Centre	75,000	275,000	70,000	-	280,000
Jesuit Social Services	-	264,000	-	-	264,000
MonashLink Community Health	1,185	-	1,185	-	-
Njerda Aboriginal Corporation	-	275,000	-	-	275,000
Odyssey House Victoria	280,778	-	160,778	-	120,000
Odyssey Institute of Studies	-	99,811	59,085	-	40,726
Orygen Research Centre	542,197	100,000	360,222	-	281,975
Oxford Houses Australia	-	19,596	19,521	75	-
Shekinah Homelessness Services Inc	-	74,830	49,553	-	25,277
Southern Health	-	248,512	-	-	248,512
Susan Hill	883	-	883	-	-
St Vincents Hospital – Dr A Dent	171,516	-	100,158	-	71,358
Taskforce Community Agency Inc	185,000	-	130,000	-	55,000
The Bouyancy Foundation of Vic	-	50,000	25,000	-	25,000
The Pharmaceutical Society of Aust	-	52,000	47,000	-	5,000
The Salvation Army (VIC)	2,000	75,000	67,000	-	10,000
The Windana Society	500	162,843	139,500	-	23,843
Turning Point Drug and Alcohol Centre	171,200	854,987	685,561	-	340,626

Alcohol Education and Rehabilitation Foundation Ltd • ABN 91 096 854 385

NOTES TO THE FINANCIAL STATEMENTS

FOR THE YEAR ENDED 30 JUNE 2005

	Opening Balance	Approved 2005	Payments 2005	Unutilised Approvals 2005	Balance Payable 2005
	\$	\$	\$	\$	\$
NOTE 16: OTHER COMMITMENTS					
b. Individual Grantee Details					
TREATMENT AND REHABILITATION					
Uniting Care Moreland Hall	11,816	-	1,816	-	10,000
VAADA	-	19,500	18,000	-	1,500
Western Health/DASWest	3,370	-	3,370	-	-
Western Region ADC	45,626	213,250	187,600	-	71,276
Whitelion	162,146	-	147,200	-	14,946
Youth Substance Abuse Service	345,813	351,326	194,055	-	503,084
Total Victoria	2,460,724	4,525,463	2,841,034	75	4,145,078
Western Australia					
Collie Health Service	48,440	-	45,000	-	3,440
Curtin University of Technology – NDRI	-	372,184	39,226	-	332,958
Drug and Alcohol Office	-	56,222	-	-	56,222
Drug Arm WA Inc	95,614	112,700	163,414	-	44,900
Holyoake	-	59,590	28,500	-	31,090
John Wale	13,000	-	-	-	13,000
Kimberley Aboriginal Law and Culture Centre	250,000	-	88,000	-	162,000
Local Drug Action Groups Inc	-	58,395	53,395	-	5,000
Mission Australia	-	275,000	-	-	275,000
Ngnowar-Aerwah Aboriginal Corporation	-	242,251	-	-	242,251
Palmerston Association Inc	482,165	220,375	357,710	-	344,830
Perth Community Drug Service Team	-	16,400	12,300	-	4,100
Salvation Army Bridge	205,608	275,000	-	-	480,608

Alcohol Education and Rehabilitation Foundation Ltd • ABN 91 096 854 385

NOTES TO THE FINANCIAL STATEMENTS

FOR THE YEAR ENDED 30 JUNE 2005

	Opening Balance	Approved 2005	Payments 2005	Unutilised Approvals 2005	Balance Payable 2005
	\$	\$	\$	\$	\$
NOTE 16: OTHER COMMITMENTS					
b. Individual Grantee Details					
TREATMENT AND REHABILITATION					
Serenity Lodge	25,000	275,000	25,000	-	275,000
WANADA	-	75,000	36,000	-	39,000
WA Council on Addiction Inc	160,785	47,273	47,273	-	160,785
Total Western Australia	1,280,612	2,085,390	895,818	-	2,470,184
Total Treatment and Rehabilitation	10,201,593	15,215,070	8,063,905	122,045	17,230,713
PREVENTION					
Australian Capital Territory					
ADCA	-	164,633	-	-	164,633
Australian Alcohol and Other Drug Sector	-	1,600,000	-	-	1,600,000
Australian Division of GP's	1,128,079	-	500,000	-	628,079
Building Trades Group of Unions	30,000	-	30,000	-	-
Dr Maggie Brady	116,923	-	63,034	-	53,889
Total Australian Capital Territory	1,275,002	1,764,633	593,034	-	2,446,601
New South Wales					
Arts North West	-	250,000	-	-	250,000
DAMEC	-	249,903	-	-	249,903
Department of Racing and Gaming	-	410,000	-	-	410,000
Family Drug Support	20,000	-	18,000	-	2,000
Glebe Youth Services	9,500	-	-	-	9,500

Alcohol Education and Rehabilitation Foundation Ltd • ABN 91 096 854 385

NOTES TO THE FINANCIAL STATEMENTS

FOR THE YEAR ENDED 30 JUNE 2005

	Opening Balance	Approved 2005	Payments 2005	Unutilised Approvals 2005	Balance Payable 2005
	\$	\$	\$	\$	\$
NOTE 16: OTHER COMMITMENTS					
b. Individual Grantee Details					
PREVENTION					
Gunyangara Men's Group	-	342,000	-	-	342,000
Hornsby Shire Council	-	20,000	19,000	-	1,000
International Society for Biomedical Research on Alcoholism	-	20,000	-	-	20,000
Macquarie University	34,160	-	-	-	34,160
Moree Boomerangs	2,618	-	-	-	2,618
Moree Family Support Inc	2,000	-	-	-	2,000
NDARC	362,223	-	-	-	362,223
Newcastle City Council	-	250,000	-	-	250,000
NSW Bureau of Crime Stat & Res	92,000	100,000	40,000	-	152,000
NSW Police	-	920,000	-	-	920,000
Queanbeyan West Public School	-	18,440	-	-	18,440
Royal Prince Alfred Hospital	181,094	-	63,523	-	117,571
South West Sydney AHS	-	210,358	-	-	210,358
The Cabinet Office	-	300,000	-	-	300,000
Tourism and Training Australia	-	297,500	282,625	-	14,875
University of New South Wales	-	48,472	46,000	-	2,472
University of Newcastle	2,885,150	-	774,725	-	2,110,425
University of Sydney	-	350,000	-	-	350,000
Upper Hume Community Service	34,123	-	27,298	6,825	-
Vibe Australia	-	285,000	-	-	285,000
Total New South Wales	3,622,868	4,071,673	1,271,171	6,825	6,416,545

Alcohol Education and Rehabilitation Foundation Ltd • ABN 91 096 854 385

NOTES TO THE FINANCIAL STATEMENTS

FOR THE YEAR ENDED 30 JUNE 2005

	Opening Balance	Approved 2005	Payments 2005	Unutilised Approvals 2005	Balance Payable 2005
	\$	\$	\$	\$	\$
NOTE 16: OTHER COMMITMENTS					
b. Individual Grantee Details					
PREVENTION					
Northern Territory					
AFL Central Australia	-	150,000	-	-	150,000
Alice Springs Youth Accommodation SS	-	19,830	-	-	19,830
Batchelor IOITE	1,983	-	-	-	1,983
CAAAPU	2,000	-	2,000	-	-
Central Australian Aboriginal Congress	18,860	-	-	-	18,860
Djabulukgu Association	-	328,254	-	-	328,254
Djilpin Arts Aboriginal Corporation	-	20,000	-	-	20,000
Mt Theo Yuendumu	622	-	-	-	622
NPY Womens Council	-	18,910	18,000	-	910
Palmerston City Council	20,000	-	18,000	-	2,000
Sports Challenge Australia	-	20,000	19,000	-	1,000
Tangentyere Council Inc	371,968	-	19,500	-	352,468
Wugularr (Beswick) Community	20,000	-	20,000	-	-
YMCA Katherine	-	975,000	253,465	-	721,535
Yeulamu Community Council Inc	-	20,000	-	-	20,000
Yuendumu Community Council	20,000	-	18,000	-	2,000
Yuendumu Womens Centre	4,000	-	-	-	4,000
Total Northern Territory	459,433	1,551,994	367,965	-	1,643,462

Alcohol Education and Rehabilitation Foundation Ltd • ABN 91 096 854 385

NOTES TO THE FINANCIAL STATEMENTS

FOR THE YEAR ENDED 30 JUNE 2005

	Opening Balance	Approved 2005	Payments 2005	Unutilised Approvals 2005	Balance Payable 2005
	\$	\$	\$	\$	\$
NOTE 16: OTHER COMMITMENTS					
b. Individual Grantee Details					
PREVENTION					
Queensland					
AIARS Ltd	3,475	-	3,475	-	-
Apunipima Cape York Health Council	-	68,543	65,000	-	3,543
Drug Arm Australasia	-	120,000	-	-	120,000
Nicki Gazis / QLD University	71,946	-	25,853	-	46,093
Girringun Aboriginal Corporation	-	20,000	18,000	-	2,000
James Cook University	-	51,000	25,000	-	26,000
KASH	-	881,260	500,000	-	381,260
Keriba-Mina TSIC for Development	1,800	-	-	-	1,800
Livingstone Shire Council	-	3,000	2,700	-	300
Lockhart River Council	2,000	-	-	-	2,000
Monto Community Development	2,000	-	-	-	2,000
Mothers Crying Out for Help Group	-	17,616	15,476	1,675	465
Ozcare	37,446	-	-	-	37,446
Queensland Health	50,000	-	-	-	50,000
Queensland Police Citizens Youth Welfare	1,860	-	-	-	1,860
The University of Queensland	130,445	285,470	53,000	-	362,915
Wu Chopperren	-	10,526	9,526	-	1,000
Total Queensland	300,972	1,457,415	718,030	1,675	1,038,682

Alcohol Education and Rehabilitation Foundation Ltd • ABN 91 096 854 385

NOTES TO THE FINANCIAL STATEMENTS

FOR THE YEAR ENDED 30 JUNE 2005

	Opening Balance	Approved 2005	Payments 2005	Unutilised Approvals 2005	Balance Payable 2005
	\$	\$	\$	\$	\$
NOTE 16: OTHER COMMITMENTS					
b. Individual Grantee Details					
PREVENTION					
South Australia					
ADAC of SA Inc	-	35,461	33,461	-	2,000
Alzheimers Australia SA Inc	-	279,849	-	-	279,849
Barossa Region Road Safety Committee	-	3,938	3,700	-	238
Drug and Alcohol Services SA	-	139,079	-	-	139,079
Kalparrin Community Inc	1,000	-	-	-	1,000
Kapunda Skate Group Inc	2,000	-	2,000	-	-
Keith and District Hospital Inc	-	1,481	1,200	-	281
Life Education Australia	218,827	-	193,142	-	25,685
Mary Black	950	-	-	-	950
Mission Australia's Hindmarsh Centre	-	6,315	1,970	-	4,345
NCETA – N Skinner	57,477	-	47,477	-	10,000
NCETA –The 3r's	135,506	-	130,000	-	5,506
Port Lincoln Aboriginal Community Inc	157,308	-	48,436	-	108,872
Vietnamese Community in Australia	419,856	-	159,856	-	260,000
Wakefield Health	-	245,000	-	-	245,000
Total South Australia	992,924	711,123	621,242	-	1,082,805
Tasmania					
Community Connections Inc	371,422	-	161,422	-	210,000
The Link Youth Health Service Inc	1,977	-	-	-	1,977
Total Tasmania	373,399	-	161,422	-	211,977

Alcohol Education and Rehabilitation Foundation Ltd • ABN 91 096 854 385

NOTES TO THE FINANCIAL STATEMENTS

FOR THE YEAR ENDED 30 JUNE 2005

	Opening Balance	Approved 2005	Payments 2005	Unutilised Approvals 2005	Balance Payable 2005
	\$	\$	\$	\$	\$
NOTE 16: OTHER COMMITMENTS					
b. Individual Grantee Details					
PREVENTION					
Victoria					
Australian Drug Foundation	2,110,536	-	1,181,706	-	928,830
Baysa Youth Services	-	14,323	-	-	14,323
Breaking the Barriers Action Group	-	5,800	-	-	5,800
Brophy Family and Youth Services	-	20,000	19,000	-	1,000
Deakin University	28,467	-	-	-	28,467
Erin Crowley	10,900	-	-	-	10,900
Gennady Baksheev	15,000	-	-	-	15,000
Gippsland Southern Health	92,050	-	59,255	32,795	-
Latrobe City Council	4,920	-	2,250	-	2,670
Murdoch Children's Research Institute	215,696	19,670	88,670	-	146,696
Peninsula Health Drug & Alcohol Program	-	12,478	11,978	-	500
Police Department Victoria	1,946	-	133	1,813	-
Southern Health	-	125,000	-	-	125,000
SPARC/ARBIAS	-	6,000	-	-	6,000
Turning Point Drug and Alcohol Centre	23,477	1,058,763	19,000	-	1,063,240
University of Melbourne	14,312	157,827	87,068	-	85,071
VAADA	-	2,094	2,094	-	-
Victoria Government	1,300,000	-	200,000	-	1,100,000
Western Health through DASWest Youth Services	-	11,280	10,780	-	500
Western Region Alcohol and Drug Centre	-	4,000	3,500	-	500
Total Victoria	3,817,304	1,437,235	1,685,434	34,608	3,534,497

Alcohol Education and Rehabilitation Foundation Ltd • ABN 91 096 854 385

NOTES TO THE FINANCIAL STATEMENTS

FOR THE YEAR ENDED 30 JUNE 2005

	Opening Balance	Approved 2005	Payments 2005	Unutilised Approvals 2005	Balance Payable 2005
	\$	\$	\$	\$	\$
NOTE 16: OTHER COMMITMENTS					
b. Individual Grantee Details					
PREVENTION					
Western Australia					
APSAD	-	8,000	7,500	500	-
City of Canning	-	8,000	7,500	-	500
City of Kalgoorlie Boulder	592,000	-	567,000	-	25,000
Curtin University of Technology	799,664	-	500,000	-	299,664
Duprevent H & ER-Jungarni-Jutiya	2,000	-	2,000	-	-
E Ehlers	349	-	349	-	-
Greater Bunbury Division of GP's	-	268,698	-	-	268,698
Jaime Yallup	8,541	-	8,541	-	-
Karratha Youth Theatre	2,000	-	-	-	2,000
Kimberley Community DST	-	356,486	-	-	356,486
NDRI Indigenous Traineeship	60,738	-	-	-	60,738
NDRI Tim Stockwell	68,159	-	48,159	-	20,000
Noongar/Alcohol Substance Abuse Service	-	20,000	19,000	-	1,000
Royal Life Saving Society of WA	178,526	280,000	157,426	-	301,100
Shire of Capel	1,520	-	1,520	-	-
Shire of Halls Creek	-	450,000	-	-	450,000
Telethon Institute	900,000	-	-	-	900,000
University of WA – Gary Hulse	5,567	-	-	-	5,567
University of WA – O Almeida	61,299	-	54,545	-	6,754
WANADA	-	20,000	-	-	20,000
Wheat Belt Comm Drugs	69,745	-	21,838	-	47,907
Total Western Australia	2,750,108	1,411,184	1,395,378	500	2,765,414

Alcohol Education and Rehabilitation Foundation Ltd • ABN 91 096 854 385

NOTES TO THE FINANCIAL STATEMENTS

FOR THE YEAR ENDED 30 JUNE 2005

	Opening Balance	Approved 2005	Payments 2005	Unutilised Approvals 2005	Balance Payable 2005
	\$	\$	\$	\$	\$
NOTE 16: OTHER COMMITMENTS					
b. Individual Grantee Details					
PREVENTION					
Total Prevention	13,592,010	12,405,257	6,813,676	43,608	19,139,983
PUBLIC EDUCATION					
Australian Capital Territory					
ADCA Robert Preece	10,000	-	-	-	10,000
Australian Alcohol and Other Drug Sector	-	1,700,000	-	-	1,700,000
Australian Associated Brewers Inc	-	202,917	-	-	202,917
Australian Sports Medicine Federation	100,000	-	-	-	100,000
The Pharmacy Guild of Australia	20,000	-	20,000	-	-
Total Australian Capital Territory	130,000	1,902,917	20,000	-	2,012,917
New South Wales					
Alliance of NSW Divisions	-	18,500	18,500	-	-
Breakfree Foundation Limited	12,000	-	11,000	-	1,000
Building Trades Group Union	64,008	-	64,008	-	-
Byron Youth Activities	1,917	-	-	-	1,917
Calvary Health Care Riverina	-	7,740	7,000	-	740
Community Broadcasting Association of Australia	-	185,000	-	-	185,000
DAMEC	187,203	-	90,783	-	96,420
Department of Community Services	-	200,000	-	-	200,000
Department of Education and Training	-	515,500	-	-	515,500
Drug Arm Wollongong	39,007	-	-	-	39,007

Alcohol Education and Rehabilitation Foundation Ltd • ABN 91 096 854 385

NOTES TO THE FINANCIAL STATEMENTS

FOR THE YEAR ENDED 30 JUNE 2005

	Opening Balance	Approved 2005	Payments 2005	Unutilised Approvals 2005	Balance Payable 2005
	\$	\$	\$	\$	\$
NOTE 16: OTHER COMMITMENTS					
b. Individual Grantee Details					
PUBLIC EDUCATION					
Greater Western Area Health	-	27,928	-	-	27,928
Griffith Skills Training Centre	-	2,880	2,600	-	280
Historic Houses Trust of NSW	-	19,180	18,000	-	1,180
Hunter Centre for H A	170,000	-	160,000	-	10,000
Indigenous Festivals of Australia	20,000	-	20,000	-	-
Lithgow Community Projects	1,690	-	-	-	1,690
Maari Ma Health Ab Corp	2,000	-	1,276	724	-
Macquarie Area Health Service	15,500	-	13,000	-	2,500
MDECC	-	375,695	-	-	375,695
Merrylands Community Health	5,000	-	4,267	733	-
NDARC M Shanahan	12,878	-	10,878	-	2,000
Nambucca Shire Council	5,680	-	-	-	5,680
Newcastle City Council	243,766	-	78,780	36,386	128,600
NSW Police – Penrith Liquor Accord	2,000	-	-	-	2,000
Port Stephens Council	23,095	-	-	-	23,095
Premiers Department	-	230,000	-	-	230,000
RADD Australia Ltd	-	18,000	-	-	18,000
Radiowise Media Networks	1,395,179	38,350	971,300	-	462,229
Sydney West Area Health Service	-	3,741	3,000	-	741
Tamworth Youth Care Inc	-	19,980	19,000	-	980
The University of New South Wales	4,000	-	-	-	4,000
The University of Sydney	-	14,430	13,500	-	930

Alcohol Education and Rehabilitation Foundation Ltd • ABN 91 096 854 385

NOTES TO THE FINANCIAL STATEMENTS

FOR THE YEAR ENDED 30 JUNE 2005

	Opening Balance	Approved 2005	Payments 2005	Unutilised Approvals 2005	Balance Payable 2005
	\$	\$	\$	\$	\$
NOTE 16: OTHER COMMITMENTS					
b. Individual Grantee Details					
PUBLIC EDUCATION					
V Demou	400	-	-	400	-
We Help Ourselves	2,000	-	-	-	2,000
Wirringa Baiya Aboriginal Women's Legal Centre Inc	-	17,339	-	-	17,339
Wollongong Local Area Command	-	20,000	19,000	-	1,000
Wollongong City Council	5,000	-	368	4,632	-
Total New South Wales	2,212,323	1,714,263	1,526,260	42,875	2,357,451
Northern Territory					
Central Australian Aboriginal Media Association	-	250,000	-	-	250,000
Central Land Council	-	18,000	17,000	-	1,000
Council for Aboriginal Alcohol Programme Services Inc	-	38,515	-	-	38,515
Mutitjulu Community Inc	-	20,000	18,000	-	2,000
Nyirranggung Mardruk Ngadberre Council	-	20,000	19,000	-	1,000
Walungurru Community Aboriginal Council AC	-	20,000	18,000	-	2,000
Total Northern Territory	-	366,515	72,000	-	294,515
Queensland					
Alcohol and Drug Foundation QLD	-	10,000	10,000	-	-
Ethnic Broadcasting Association of QLD Ltd	-	19,000	18,500	-	500
Gold Coast Drug Council Inc	-	15,000	15,000	-	-
Indigenous Conventions Specialists and Assoc	-	41,175	41,175	-	-
Longreach Youth Club & Sports Complex	10,000	-	9,000	-	1,000

Alcohol Education and Rehabilitation Foundation Ltd • ABN 91 096 854 385

NOTES TO THE FINANCIAL STATEMENTS

FOR THE YEAR ENDED 30 JUNE 2005

	Opening Balance	Approved 2005	Payments 2005	Unutilised Approvals 2005	Balance Payable 2005
	\$	\$	\$	\$	\$
NOTE 16: OTHER COMMITMENTS					
b. Individual Grantee Details					
PUBLIC EDUCATION					
Millmerran Shire Council	10,729	-	10,729	-	-
National Indigenous Radio Services Ltd	-	84,350	-	-	84,350
Perry Shire Council	257	-	-	-	257
QLD Health	120,593	-	-	-	120,593
South Burnett CTC Youth Services	108,800	356,700	89,000	-	376,500
Wu Chopperren	934	-	-	-	934
Total Queensland	251,313	526,225	193,404	-	584,134
South Australia					
ADAC HOSW 2004	2,500	-	-	-	2,500
ADAC & Streetwize	13,857	-	-	-	13,857
ADAC Inc – Indigenous Standard Drinks	5,000	-	-	-	5,000
Booleroo Centre DH and HS Inc	5,000	-	-	-	5,000
Confederation of Australian Sport – 10th Australian Masters Games	-	20,000	19,000	-	1,000
Flinders University of SA	-	165,995	105,951	-	60,044
Port Adelaide Football Club	90,909	-	45,455	-	45,455
Total South Australia	117,266	185,995	170,406	-	132,855
Tasmania					
Launceston City Council	47,023	-	38,822	-	8,201
University of Tasmania	-	489,442	-	-	489,442
Total Tasmania	47,023	489,442	38,822	-	497,643

Alcohol Education and Rehabilitation Foundation Ltd • ABN 91 096 854 385

NOTES TO THE FINANCIAL STATEMENTS

FOR THE YEAR ENDED 30 JUNE 2005

	Opening Balance	Approved 2005	Payments 2005	Unutilised Approvals 2005	Balance Payable 2005
	\$	\$	\$	\$	\$
NOTE 16: OTHER COMMITMENTS					
b. Individual Grantee Details					
PUBLIC EDUCATION					
Victoria					
Australian Drug Foundation GSP	35,000	-	30,000	-	5,000
Central Bayside Community Health	50,711	-	25,711	-	25,000
Child and Family Services – Ballarat	20,000	-	18,000	-	2,000
Cobaw Community Health Service	2,000	214,945	-	-	216,945
Colac Area Health	-	9,411	-	-	9,411
Corrugation Road	44,000	-	-	-	44,000
Focal Promotions Pty Ltd	-	250,000	-	-	250,000
Grampians Community Health Centre	-	179,197	-	-	179,197
Melbourne Fringe	-	10,000	10,000	-	-
Odyssey Institute of Studies	-	93,642	89,000	-	4,642
Self Help Addiction Resource Centre Inc	-	113,400	18,000	-	95,400
South Western Centre Against Sexual Assault	-	19,375	18,375	-	1,000
Sunraysia Community Health Services	250	-	-	-	250
Turning Point Alcohol & Drug Centre Inc	16,280	-	15,000	-	1,280
Uniting Care Moreland Hall	2,000	-	2,000	-	-
VAADA	-	19,640	19,000	-	640
VAADA NADA WANADA	125,000	-	-	-	125,000
Vic Arabic Social Service	110,800	-	102,800	-	8,000
Victorian Deaf Society	-	20,000	-	-	20,000
Victorian State YMCAs	8,550	-	8,550	-	-
Total Victoria	414,591	929,610	356,436	-	987,765

Alcohol Education and Rehabilitation Foundation Ltd • ABN 91 096 854 385

NOTES TO THE FINANCIAL STATEMENTS

FOR THE YEAR ENDED 30 JUNE 2005

	Opening Balance	Approved 2005	Payments 2005	Unutilised Approvals 2005	Balance Payable 2005
	\$	\$	\$	\$	\$
NOTE 16: OTHER COMMITMENTS					
b. Individual Grantee Details					
PUBLIC EDUCATION					
Western Australia					
Avon Youth Services	2,000	-	2,000	-	-
Broome Aboriginal Media	-	149,920	-	-	149,920
City of Canning	84,000	-	38,000	-	46,000
Compari Midwest Community DST	-	3,000	-	-	3,000
Curtin University	22,368	347,934	37,368	-	332,934
Curtin University – WA Department of Health	-	61,808	-	-	61,808
Denmark Local Drug Action Group	-	10,000	9,000	-	1,000
Newman Women's Shelter	4,600	-	4,051	549	-
Newman YMCA	1,255	-	1,255	-	-
Port Hedland Sobering Up Centre Group	-	8,325	8,000	-	325
SHAHRP NDRI Curtin University	15,000	-	-	15,000	-
Shanghai Lil Productions Inc	-	10,000	10,000	-	-
Sports Challenge	77,000	-	67,000	-	10,000
Total Western Australia	206,223	590,987	176,674	15,549	604,987
Total Public Education	3,378,739	6,705,954	2,554,002	58,424	7,472,267
TOTAL GRANTS	27,172,342	34,326,281	17,431,583	224,077	43,842,963

Alcohol Education and Rehabilitation Foundation Ltd • ABN 91 096 854 385

NOTES TO THE FINANCIAL STATEMENTS

FOR THE YEAR ENDED 30 JUNE 2005

	Treatment and Rehabilitation	Prevention	Public Education	Total
c. Grant Commitments				
Payable				
– not later than 1 year	14,309,962	14,399,086	5,517,877	34,226,925
– later than 1 year but not later than 2 years	2,734,485	3,354,743	1,867,371	7,956,599
– later than 2 years but not later than 5 years	186,266	1,386,154	87,019	1,659,439
Total Grant Liability	17,230,713	19,139,983	7,472,267	43,842,963

NOTE 17: CONTINGENT LIABILITIES

As at 30 June 2005 AER had no contingent liabilities that may become payable.

NOTE 18: EVENTS SUBSEQUENT TO REPORTING DATE

Since the end of the financial year AER has not approved the awarding of any further grants which have not been recognised in these financial statements.

NOTE 19: SEGMENT REPORTING

AER operates predominantly in one business and geographical segment being the awarding of community grants throughout Australia.

Alcohol Education and Rehabilitation Foundation Ltd • ABN 91 096 854 385

NOTES TO THE FINANCIAL STATEMENTS

FOR THE YEAR ENDED 30 JUNE 2005

Note	2005 \$	2004 \$
------	------------	------------

NOTE 20: CASH FLOW INFORMATION**a. Reconciliation of Cash**

Cash at the end of the financial year as shown in the statements of cash flows is reconciled to the related items in the statement of financial position as follows:

Cash on hand	10,315,082	19,192,062
Interest bearing deposit	75,000,000	30,000,000
Total	85,315,082	49,192,062

b. Reconciliation of Cash Flow from Operations with Surplus from Ordinary Activities

Net Surplus from ordinary activities	35,453,266	21,353,172
Grant payment refunds	212,306	38,826
Interest	-	-
Trading Surplus from activities	35,665,572	21,391,998
Non-cash flows in surplus from ordinary activities		
Asset Sales - Loss	-	1,019
Depreciation	49,035	63,001
Changes in assets and liabilities		
(Increase)/Decrease in receivables	27,618	(30,918)
(Increase)/Decrease in accrued revenue	(173,358)	(162,310)
(Increase)/Decrease in other assets	(398)	(7,803)
Increase/(Decrease) in payables	(4,662)	70,418
Increase/(Decrease) in provisions	27,832	49,255
(Increase)/Decrease in GST paid on expenses	(521,354)	231,888
Increase/(Decrease) in GST collected on income	1,027,650	(600,109)

Alcohol Education and Rehabilitation Foundation Ltd • ABN 91 096 854 385

NOTES TO THE FINANCIAL STATEMENTS

FOR THE YEAR ENDED 30 JUNE 2005

	Note	2005 \$	2004 \$
Increase/(Decrease) in Payroll liabilities		30,658	(8,524)
Increase/(Decrease) in bank credit card		29,839	(1,652)
Cash flows from operations		35,158,432	20,996,263

c. Grant Payments

Grant Payments made	16	17,431,583	18,292,825
Total Grant Payments		17,431,583	18,292,825

NOTE 21: CREDIT STAND-BY ARRANGEMENT AND LOAN FACILITIES

AER has a mastercard facility amounting to \$20,000. This may be terminated at any time at the option of the bank. At 30 June 2005 \$53 of this facility was used. Interest rates are variable.

AER has an unlimited American Express corporate card facility. This may be terminated at any time at the option of American Express. At 30 June 2005 \$31,873 of this facility was used.

AER had a bank guarantee as security deposit in favour of the property lessors for an amount of \$14,115 which was cancelled by the lessors prior to 30 June 2005.

Alcohol Education and Rehabilitation Foundation Ltd • ABN 91 096 854 385

NOTES TO THE FINANCIAL STATEMENTS

FOR THE YEAR ENDED 30 JUNE 2005

NOTE 22: FINANCIAL INSTRUMENTS
Note 22 A: — Terms, Conditions and Accounting Policies

Financial Instrument	Notes	Accounting Policies and Methods (including recognition criteria and measurement basis)	Nature of Underlying Instrument (including significant terms & conditions affecting the amount, timing and certainty of cash flows)
Financial Assets		Financial assets are recognised when control over future economic benefits is established and the amount of the benefit can be reliably measured.	
Cash	5	Deposits are recognised at their nominal amounts. Interest is credited to revenue as it accrues.	AER invests funds with a commercial bank at call. Interest is earned on the daily balances at rates based on the banks at call rates. Rate has averaged at 3.75%. Interest is paid at months end.
Receivables	6	These receivables are recognised at the nominal amounts due.	
Term deposit	5	Term deposits are recognised at cost. Interest is accrued as it is earned.	Term deposits are with AER's bank, and earn an effective rate of interest of 5.75% payable quarterly.
Financial Liabilities		Financial liabilities are recognised when a present obligation to another party is entered into and the amount of the liability can be reliably measured.	
Financial lease liabilities	15	Liabilities are recognised at the present value of the minimum lease payments at the beginning of the lease. The discount rates used are estimates of the interest rates implicit in the leases.	At reporting date, AER had a finance lease with a term of 4 years. The interest rate implicit in the lease is 6.83%. The lease liability is secured by the leased assets.
Creditors	10	Creditors and accruals are recognised at their nominal amounts, being the amounts at which liabilities will be settled. Liabilities are recognised to the extent that the goods or services have been received (and irrespective of having been invoiced).	Settlement is usually made net 30 days.
Unrecognised Financial Liabilities			
Other guarantees		The amount guaranteed by AER has been disclosed in the Schedule of credit standby arrangements and loan facilities. The guarantee was cancelled prior to 30 June 2005 and recognition of the liability was therefore not required.	AER had a bank guarantee as security deposit in favour of the property lessors for an amount of \$14,115 which was cancelled by the lessors prior to 30 June 2005.

Alcohol Education and Rehabilitation Foundation Ltd • ABN 91 096 854 385

NOTES TO THE FINANCIAL STATEMENTS

FOR THE YEAR ENDED 30 JUNE 2005

	Note	2005 Total Carrying Amount	2005 Aggregate Net Fair Value	2004 Total Carrying Amount	2004 Aggregate Net Fair* Value
NOTE 22: FINANCIAL INSTRUMENTS					
Note 22 C: - Net Fair Values of Financial Assets and Liabilities					
Financial Assets					
Cash at bank	5	9,771,158	9,771,158	19,191,861	19,191,861
Cash on hand	5	364	364	201	201
Receivables	6	3,300	3,300	30,918	30,918
Term deposits	5	75,000,000	75,422,750	30,000,000	30,218,687
Total Financial Assets		84,774,822	85,197,572	49,222,980	49,441,667
Financial Liabilities					
Bank credit cards	11	31,926	31,926	2,087	2,087
Finance lease liabilities	15	35,550	35,550	51,349	51,349
Creditors	10	128,476	128,476	135,541	135,541
Total Financial Liabilities		195,952	195,952	188,977	188,977
Financial Liabilities (Unrecognised)					
Other guarantees		-	-	14,115	14,115
Indemnities					
Total Financial Liabilities (Unrecognised)		-	-	14,115	14,115
Financial Assets					

The net fair values of cash, deposits on call and non-bearing monetary financial assets approximate their carrying amounts.

The net fair value of the term deposit is based on discounted cash flows using current interest rates for assets with similar risk profiles.

Other than for listed financial assets, none of the classes of financial assets are readily traded on organised markets in standardised form.

Alcohol Education and Rehabilitation Foundation Ltd • ABN 91 096 854 385

NOTES TO THE FINANCIAL STATEMENTS

FOR THE YEAR ENDED 30 JUNE 2005

Financial Liabilities

The net fair values of all loans, unsecured notes, finance leases, deposits and guarantees are based on discounted cash flows using current interest rates for liabilities with similar risk profiles. (Where the liability is on a floating rate of interest, the method returns the principal amount).

The net fair value for creditors and grant liabilities, all of which are short term in nature, are approximated by their carrying amounts.

Note 22 D: - Credit Risk Exposures

The maximum exposure to credit risk, excluding the value of any collateral or other security, at balance date to recognised financial assets is the carrying amount of those assets, net of any provisions for doubtful debts, as disclosed in the statement of financial position and notes the financial statements.

AER does not have any material credit risk exposure to any single debtor or group of debtors under financial instruments entered into by AER.

NOTE 23: COMPANY DETAILS

The registered office of the company is:

Alcohol Education and Rehabilitation Foundation Ltd
Level 1 Suite 6 4 Phipps Close
Deakin ACT 2600

The principal place of business is:

Alcohol Education and Rehabilitation Foundation Ltd
Level 1 Suite 6 4 Phipps Close
Deakin ACT 2600

Related party transactions:

The names of the Directors in office during the financial year are as follows:

Ian William Webster
Scott Wilson
Cheryl Sarah Bart
Ngiare Joy Brown
Timothy Ewen Costello
David William Crosbie
Peter Harald Nilsen d'Abbs
Nicholas John Gill (Resigned 10/10/2004)
Elizabeth Anne Mosey
Timothy Richard Stockwell (Resigned 1/07/2004)
Bernadette Tobin

Alcohol Education and Rehabilitation Foundation Ltd • ABN 91 096 854 385

PROFIT AND LOSS BUDGET ANALYSIS

FOR THE YEAR ENDED 30 JUNE 2005

TRUST ACCOUNTS

	Budget 2005	Actual 2005	Proposed Budget 2006
Income			
Grant funds	\$47,718,000.00	\$47,718,000.00	\$0.00
Grant payment refunds	\$0.00	\$212,305.92	\$0.00
Transfer from Operating Account	\$13,565.44	\$13,565.44	\$0.00
Total Income	\$47,731,565.44	\$47,943,871.36	\$0.00
Gross Profit	\$47,731,565.44	\$47,943,871.36	\$0.00
Expenses			
Grants/Priority Areas	\$35,000,000.00	\$34,326,281.24	\$11,000,000.00
Public Fund	\$0.00	\$0.00	\$1,000,000.00
Total Expenses	\$35,000,000.00	\$34,326,281.24	\$12,000,000.00
Operating Profit	\$12,731,565.44	\$13,617,590.12	(\$12,000,000.00)
Other Income			
Interest income	\$2,197,137.92	\$2,996,805.12	\$3,318,309.75
Interest income accrual	\$92,950.45	\$427,655.00	\$301,664.52
Total Other Income	\$2,290,088.37	\$3,424,460.12	\$3,619,974.27
Net Surplus / (Deficit)	\$15,021,653.81	\$17,042,050.24	(\$8,380,025.73)

Alcohol Education and Rehabilitation Foundation Ltd • ABN 91 096 854 385

PROFIT AND LOSS BUDGET ANALYSIS

FOR THE YEAR ENDED 30 JUNE 2005

OPERATING ACCOUNTS

	Budget 2005	Actual 2005	Proposed Budget 2006
Income			
Donations	\$0.00	\$58.00	\$0.00
Grant funds	\$4,100,000.00	\$4,100,000.00	\$0.00
Less transfer to Trust Account	(\$13,565.44)	(\$13,565.44)	\$0.00
Total Income	\$4,086,434.56	\$4,086,492.56	\$0.00
Gross Profit	\$4,086,434.56	\$4,086,492.56	\$0.00
Expenses			
General & administration	\$1,156,654.00	\$922,166.92	\$528,628.00
Operating expenses	\$522,042.87	\$410,716.19	\$319,775.00
Depreciation	\$35,300.00	\$25,570.57	\$20,000.00
Amortisation	\$42,700.00	\$23,463.97	\$16,000.00
Directors expenses	\$366,000.00	\$345,460.29	\$340,000.00
Payroll expenses	\$858,537.00	\$838,377.14	\$775,597.00
Total Expenses	\$2,981,233.87	\$2,565,755.08	\$2,000,000.00
Operating Profit	\$1,105,200.69	\$1,520,737.48	(\$2,000,000.00)
Other Income			
Interest income	\$178,554.52	\$168,990.66	\$168,999.39
Interest income accrual	\$39,095.16	\$39,095.16	\$15,363.58
Total Other Income	\$217,649.68	\$208,085.82	\$184,362.97
Net Surplus / (Deficit)	\$1,322,850.37	\$1,728,823.30	(\$1,815,637.03)

Alcohol Education and Rehabilitation Foundation Ltd • ABN 91 096 854 385

PROFIT AND LOSS BUDGET ANALYSIS

FOR THE YEAR ENDED 30 JUNE 2005

COMBINED ACCOUNTS

	Budget 2005	Actual 2005	Proposed Budget 2006
Income			
Donations	\$0.00	\$58.00	\$0.00
Grant funds	\$51,818,000.00	\$51,818,000.00	\$0.00
Grant payment refunds	\$0.00	\$212,305.92	\$0.00
Total Income	\$51,818,000.00	\$52,030,363.92	\$0.00
Gross Profit	\$51,818,000.00	\$52,030,363.92	\$0.00
Expenses			
Grants/Priority Areas	\$35,000,000.00	\$34,326,281.24	\$11,000,000.00
Public Fund	\$0.00	\$0.00	\$1,000,000.00
General & administration	\$1,156,654.00	\$922,166.92	\$528,628.00
Operating expenses	\$522,042.87	\$410,716.19	\$319,775.00
Depreciation	\$35,300.00	\$25,570.57	\$20,000.00
Amortisation	\$42,700.00	\$23,463.97	\$16,000.00
Directors expenses	\$366,000.00	\$345,460.29	\$340,000.00
Payroll expenses	\$858,537.00	\$838,377.14	\$775,597.00
Total Expenses	\$37,981,233.87	\$36,892,036.32	\$14,000,000.00
Operating Profit	\$13,836,766.13	\$15,138,327.60	(\$14,000,000.00)
Other Income			
Interest income	\$2,375,692.44	\$3,165,795.78	\$3,987,309.14
Interest income accrual	\$112,917.39	\$466,750.16	\$317,028.10
Total Other Income	\$2,488,609.83	\$3,632,545.94	\$3,804,337.24
Net Surplus / (Deficit)	\$16,325,375.96	\$18,770,873.54	(\$10,195,662.76)

*\$5.9 million has been invested in
Scholarship & Workforce Development.*





© Alcohol Education and Rehabilitation Foundation Ltd 2005

This work is copyright. Apart from any use as permitted under the Copyright Act 1968, no part may be reproduced by any process without the written permission of the publisher.

Published by the Alcohol Education and Rehabilitation Foundation Ltd, PO Box 19, DEAKIN WEST ACT 2600
Telephone: (02) 6122 8600 Facsimile: (02) 6232 4400 Email: aerf@aerf.com.au Website: www.aerf.com.au

Designed by: Kylie Smith Design, Telephone: 0414 433 951 Printed by: Goanna Print, Telephone: (02) 6239 1208



AER

Foundation Ltd

PO Box 19
Deakin West ACT 2600

Suite 6, Level 1
4 Phipps Close
Deakin Act 2600

Phone 02 6122 8600
Facsimile 02 6232 4400
Email aerf@aerf.com.au
www.aerf.com.au

ABN 91 096 854 385