


# Snowball Math Games for Pre-K through First Grade



Enjoy some mess-free snowball fun (indoors!) with these fun math games! You'll need four or five containers – large plastic buckets or even laundry baskets. We used plush indoor snowballs that we ordered from Amazon. There's a link to those in the blog post that goes with this printable file. If you prefer not to purchase anything, you can use rolled up socks! Another inexpensive option is to use jumbo sized white pom pom balls.



## Games:

**Addition Race:** Use a clothespin to attach the addition cards to your containers. We used four containers (and four addition problems) for each round. Place a container full of snowballs on the other side of the room. Challenge your child to fill the containers with the correct number of snowballs in the shortest amount of time. They can run back and forth as many times as they need to to get more snowballs – it's best if they only carry 2-3 at a time. It's fun to use a timer and see if they can beat their score!

**Subtraction Race:** Play this game the same way, but use the subtraction cards.

**Counting Race:** There are single number cards in this pack as well. Clip number cards to your containers and see how fast your child can fill the containers with the correct number of snowballs.

**Count and Toss:** Label your containers with the single number cards. Have your child stand back away from the containers and try to toss the correct number of snowballs into the containers.

**Make it 10 (or 5 or 8 etc.):** Use the "Make it" cards to label your containers. Then place some snowballs in each container. Make sure that the number of snowballs you place in the container does NOT match the number on the "Make it" card. The child's job is to fix each container so that it has the correct number. For example, if the card says "Make it 10" and the container has 14 snowballs, they'll need to remove 4. If the card says "Make it 7" and the container has 2 snowballs, they'll need to add 5.

## Terms and Conditions of Use

Thank you for visiting Frugal Fun for Boys and Girls! I hope that you find this download to be useful!

This file is for personal, classroom, or public library use only. By using this file, you agree that you will not copy or reproduce the file except for your own personal, non-commercial use.

**You may** print as many copies as you'd like to use in your own classroom, home, or public library.

**You may** post online about a printable (for example, taking a photo of your child or student using it), but you must give proper credit to Frugal Fun for Boys and Girls and must link to the original source for downloading.

**You may not** claim my files as your own or alter them in any way.

**You may not** sell or in any way profit from my electronic files.

**You may not** store or distribute my files on any other website or another location where others are able to electronically retrieve them. For example, you may not post them to Facebook forums or Dropbox.

**You may not** email my files to others or transmit them in any other fashion.

Copyright Frugal Fun for Boys and Girls 2019

Clipart by Kate Hadfield Designs: <https://www.teacherspayteachers.com/Store/Kate-Hadfield-Designs>

Font by Kimberly Geswein Fonts: <https://www.teacherspayteachers.com/Store/Kimberly-Geswein-Fonts>





4

+

5

---



8

+

7

---




5

+

2

---



3

+

3

---




6

+

4

---



3

+

1

---



2

+

8

---



3

+

4

---




1

+

8

---



5

+

6

---




2

+

2

---



7

+

3

---



6

+

6

---



2

+

7

---




9

+

3

---



1

+

5

---




5

+

3

---



4

+

7

---



4

+

1

---



8

+

4

---




6

+

1

---



7

+

5

---




2

+

6

---



3

+

2

---



2

+

9

---



6

+

8

---




4

+

9

---



4

+

4

---




3

+

6

---



7

+

7

---



7

+

6

---



9

+

9

---




7

+

1

---



3

+

8

---




5

+

9

---



6

+

8

---





8

+

8

---



9

+

1

---




4

+

2

---



6

+

9

---




5

+

8

---



9

+

8

---



1

+

1

---



2

+

1

---




7

+

9

---



5

+

5

---




9

+

2

---




6

+

3

---



12

-

3

\_\_\_\_\_



10

-

6

\_\_\_\_\_




11

-

3

\_\_\_\_\_



18

-

9

\_\_\_\_\_




12

-

4

\_\_\_\_\_



10

-

8

\_\_\_\_\_



14

-

5

\_\_\_\_\_



12

-

6

\_\_\_\_\_




13

-

9

\_\_\_\_\_



16

-

8

\_\_\_\_\_




15

-

6

\_\_\_\_\_





10


-


7


\_\_\_\_\_



$$\begin{array}{r} 13 \\ - 4 \\ \hline \end{array}$$



$$\begin{array}{r} 14 \\ - 7 \\ \hline \end{array}$$



$$\begin{array}{r} 10 \\ - 5 \\ \hline \end{array}$$



$$\begin{array}{r} 12 \\ - 8 \\ \hline \end{array}$$



$$\begin{array}{r} 11 \\ - 6 \\ \hline \end{array}$$



$$\begin{array}{r} 12 \\ - 7 \\ \hline \end{array}$$



$$\begin{array}{r} 16 \\ - 7 \\ \hline \end{array}$$


$$\begin{array}{r} 13 \\ - 5 \\ \hline \end{array}$$


$$\begin{array}{r} 14 \\ - 6 \\ \hline \end{array}$$


$$\begin{array}{r} 11 \\ - 5 \\ \hline \end{array}$$


$$\begin{array}{r} 10 \\ - 2 \\ \hline \end{array}$$


$$\begin{array}{r} 13 \\ - 7 \\ \hline \end{array}$$



17

-

8

---



14

-

9

---




11

-

7

---



13

-

8

---




11

-

4

---




12

-

9

---



17

-

9

---



16

-

9

---




15

-

8

---



15

-

9

---




11

-

8

---



10

-

3

---





15

-

7

\_\_\_\_\_



14

-

8

\_\_\_\_\_




10

-

1

\_\_\_\_\_



13

-

6

\_\_\_\_\_




10

-

9

\_\_\_\_\_



10

-

4

\_\_\_\_\_



1



2



3



4



5



6



7



8



9



10



11



12



13



14



15



16



17



18



19



20



21



22



23



24



Make

it 10



Make

it 14



Make

it 7



Make

it 9



Make

it 5



Make

it 12



Make

it 11



Make

it 6



Make

it 3



Make

it 2



Make

it 8



Make

it 15



Make

it 13



Make

it 4



Make

it 1



Make

it 16



Make

it 17



Make

it 18