



THREE WAYS TO OPEN A GITHUB ISSUE FOR YOUR NEXT TALK





WHOAMI

Andreas Kottre

CEO & Technical Lead of typedigital GmbH

Co-Organizer of Web&Wine

typedigital.




Agentur für digitale Produkte



WEB
&
WINE
ET

WEB&WINE IS A COMMUNITY





Filters is:issue is:open

Labels 5

Milestones 0

New issue

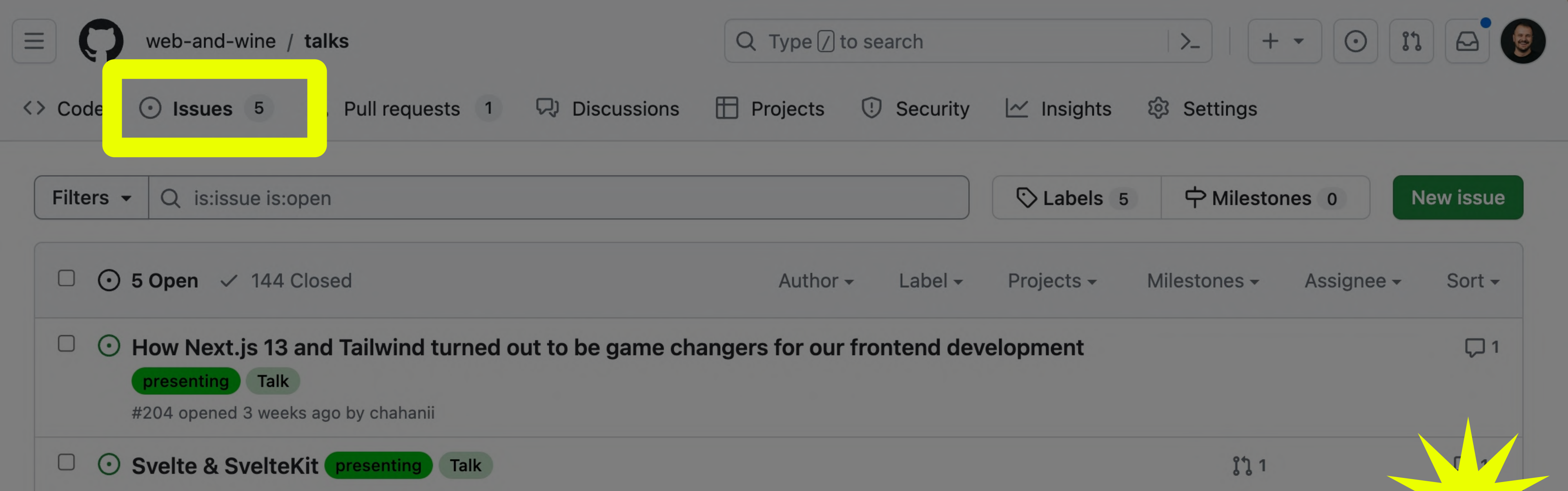
5 Open 144 Closed Author Label Projects Milestones Assignee Sort

How Next.js 13 and Tailwind turned out to be game changers for our frontend development
presenting Talk
#204 opened 3 weeks ago by chahanii

Svelte & SvelteKit presenting Talk



BUT WE HAVE A PROBLEM...



**BUT WE HAVE A
PROBLEM...**


**... TOO FEW TALK
PROPOSALS**



POSSIBLE REASONS?

**I can't think of any
exciting topic**

**I don't have much to do with the web...
What should I be presenting at the
Web&Wine?**



**I'm not the person to present in front
of a large group**

**I have no idea how to
open a GitHub issue to
submit my talk proposal**

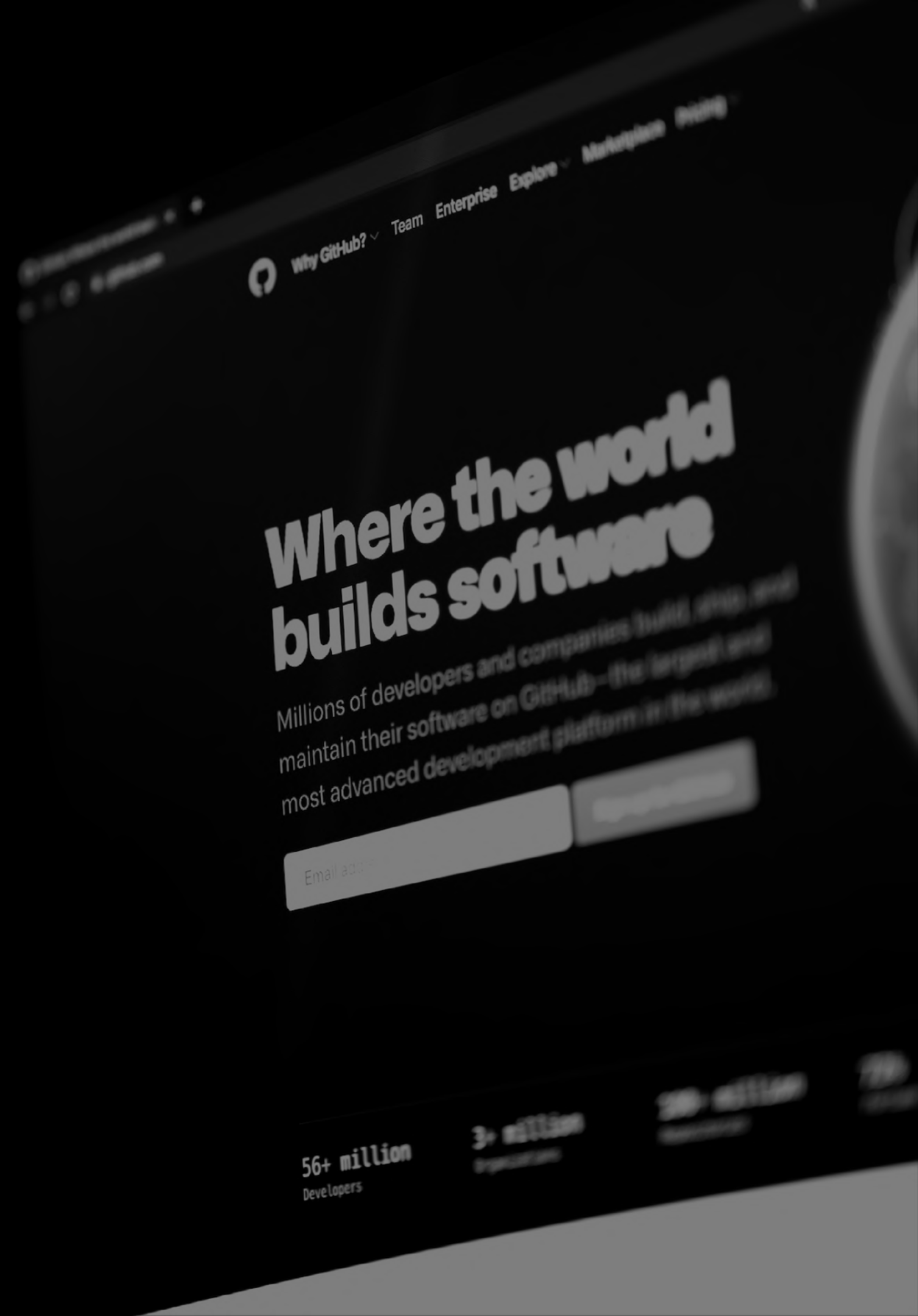
WHAT IS GITHUB?

And why do I need to know?



GITHUB IS...

- Github is a platform for version management of software projects
- Manage source code and collaborate with others
- Issues can be opened to ask for features or report bugs
- At Web&Wine we use GitHub issues for talk proposals





FIRST APPROACH

Use the GitHub API

First Approach

```
import { load } from "https://deno.land/std@0.204.0/dotenv/mod.ts";

const env = await load()

async function openGithubIssue(title: string, body: string) {
  const url = 'https://api.github.com/repos/web-and-wine/talks/issues';
  const response = await fetch(url, {
    method: 'POST',
    headers: {
      'Content-Type': 'application/json',
      'Authorization': `token ${env["GITHUB_TOKEN"]}`
    },
    body: JSON.stringify({
      title,
      body
    })
  });
  const json = await response.json();
  if (!response.ok) {
    const error = new Error(json.message);
    throw error;
  }
  return json;
}

const body = `
# Title: Three ways to open a GitHub Issues for you next talk

- Speaker: Andreas Kottre a.k.a. AK
- Preferred date: January/February
- Duration: lightning (10-15min)
- Language: German/English

### Short description

In this lightning talk I will present three ways of opening an issue in this very GitHub repository
to lower the barrier for new speakers.

### Audience

For everybody who is interested in opening a talk proposal issue in the web-and-wine/talks
repository.
`;

const resJson = await openGithubIssue("Three ways to open a GitHub issue for you next talk", body)

console.log(`Opened new GitHub Issue ("${resJson.title}") for Web&Wine 🍷 🍷 🍷`)
```



SECOND APPROACH

Use the GitHub CLI

Second Approach



```
~ $ brew install gh

~ $ cd /web-and-wine/talks

~/web-and-wine/talks$ gh auth login

~/web-and-wine/talks$ gh issue create --title "Three ways to open a GitHub issue for you next talk"
--body $# Title: Three ways to open a GitHub Issues for your next talk\n\n- Speaker: Andreas Kottre
a.k.a. AK\n- Preferred date: January/February\n- Duration: lightning (10-15min)\n- Language:
German/English\n\n### Short description\n\nIn this lightning talk I will present three ways of opening
an issue in this very GitHub repository to lower the barrier for new speakers.\n\n### Audience\n\nFor
everybody who is interested in opening a talk proposal issue in the web-and-wine/talks repository.'
```

Creating issue *in* web-and-wine/talks

<https://github.com/web-and-wine/talks/issues/191>






THIRD APPROACH


Use the GitHub UI

Third Approach

The screenshot shows the GitHub profile page for the organization 'web-and-wine'. At the top, there is a navigation bar with a search bar and icons for repository management. Below this is a secondary navigation bar with links for Overview, Repositories (5), Projects (1), Packages, Teams, People (5), and Settings. The main header features the organization's profile picture, name, and a 'Follow' button. The 'Popular repositories' section displays a grid of repository cards: 'talks' (47 stars, 31 forks), 'orga' (3 stars), 'meetups' (2 stars), 'www' (2 stars, 1 fork), and 'workadventure-map' (HTML). A right-hand sidebar contains a 'View as: Public' dropdown, a note about viewing the README, a link to get started with tasks, a 'Discussions' section with a 'Turn on discussions' link, and a 'People' section with five member avatars. At the bottom, there is a search bar for repositories and filter buttons for Type, Language, Sort, and a green 'New' button.




TO WRAP IT UP



- Opening an issue on GitHub is not that hard
- There are ways for the nerds among us and there are ways for the newbies
- We as a community need those talk proposals





**THANK
YOU!**



Andreas Kottre

andreas@typedigital.de

GitHub: @timidak

typedigital.

Agentur für digitale Produkte

