

NOW WITH  
WI-FI AS  
STANDARD

 **GREE**  
AIR CONDITIONER



*Lomo*  
*Hi-wall Inverter*  
*Air Conditioner*



Find out more at [www.greeac.com.au](http://www.greeac.com.au)

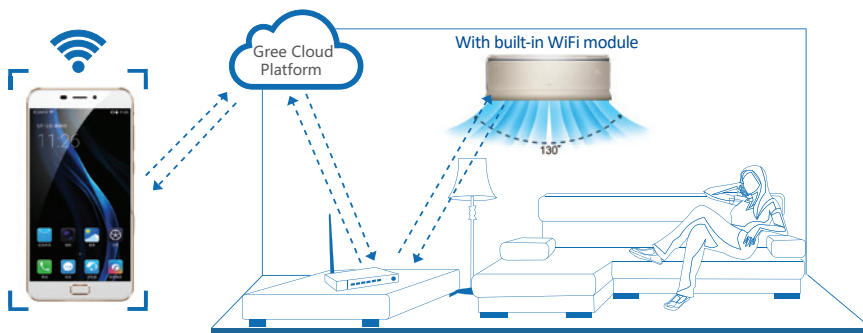
# Enjoy Smart Life



## **Smart Generation WiFi Control**

Wi-Fi available on all models of the Lomo range in both Apple and Android. After installing the "Gree Smart" APP on your phone or tablet, you can remotely control the air conditioner from anywhere in the world.

No additional parts or wiring as Wi-Fi comes factory fitted and available at no extra charge.



## **"iFeel" Remote Control**

All units come with the Gree YAG1FB4 remote controller. Along with user and timer functions the YAG1FB4 also features "iFeel" control for greater comfort





### ***Wired Wall Controller XK76 (optional)***

The Gree Lomo range can be connected to a stylish wired wall controller. The wired wall controller offers 6 timer functions with a 14 day multi event timer, user function settings and a “child lock” capability.



### ***“iChoose” LED Display***

The Gree Lomo range features the new “iChoose” LED displays. The display will show power, mode and set point. Using the remote you can see indoor and outdoor ambient temperatures and when it’s time to sleep, the display can be switched off, leaving a pristine flat panel.



# Smart Comfort

## Smart Health

The Gree Lomo range comes with High Density Filters. These filters have a higher than normal density to filter more dust and pollen from the air. Mini Photocatalytic filters are also standard.

The Gree Lomo range has a coil drying function. When selected this automatically runs the indoor fan for a set period after switching the unit off. This dries the indoor coil to prevent the build-up of mildew.

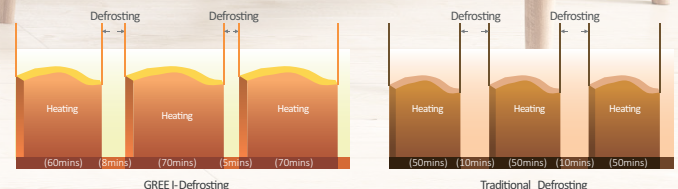
## Reliably Smart

- Soft Start software limits the compressor start up current
- Low voltage start up, provides protection against brown outs and poor power supplies
- Low power usage in standby mode, 0.5 watts
- Wide temperature cooling operation from  $-10\sim 50^{\circ}\text{C}$
- Low temperature heating operation from  $-15\sim 24^{\circ}\text{C}$



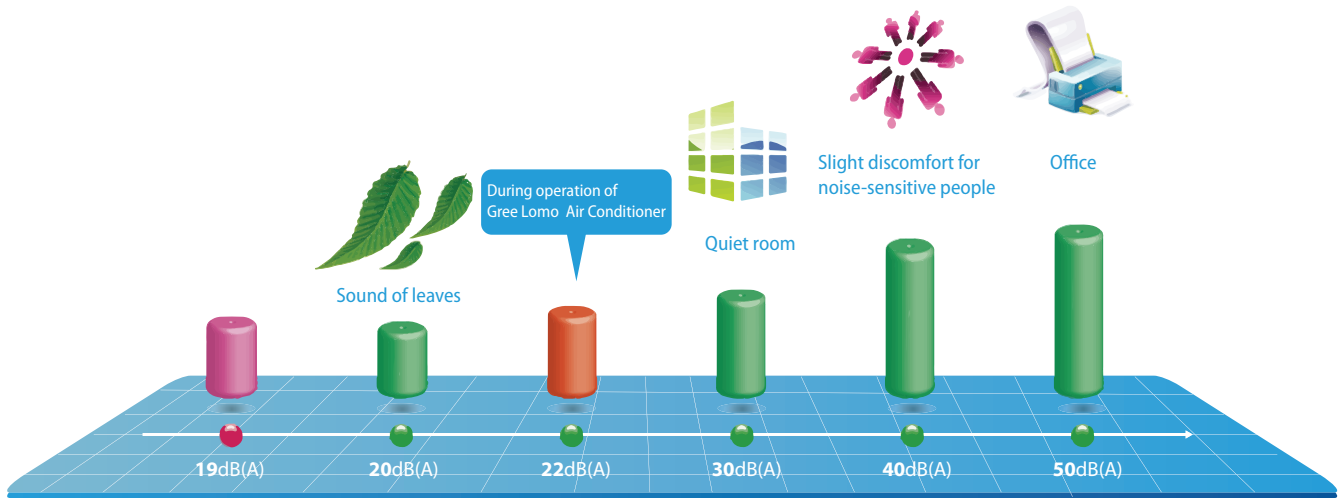
## Intelligent Defrosting

Intelligent defrosting is designed to minimise the defrost time and reduce the number of defrost cycles; therefore, reducing energy waste.



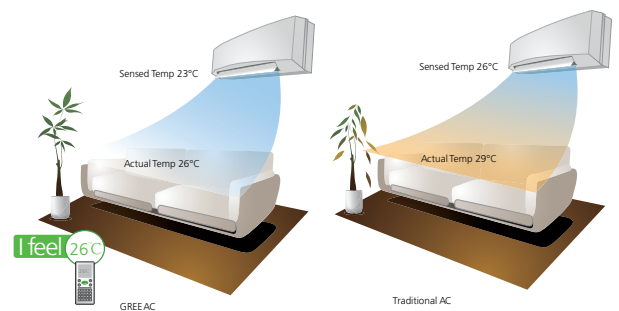
### Quietly Smart

The new Lomo range of air conditioners incorporates noise reducing technology. Coupled with 7 fan modes you get perfect airflow with quiet operation.



### iFeel

All Gree Lomo air conditioners feature “iFeel” functionality in your hand held remote control. By pressing the “iFeel” button on the remote control the temperature to control the unit is recorded from a sensor in the remote control rather than at the indoor unit on the wall. “iFeel” gives intelligent temperature control where it is needed and provides a more comfortable environment.



### 3D Airflow

Gree Lomo provides a greater spread of air with Auto 3D Air Flow. To provide directed comfort, the air direction can be set left or right and up or down.

### Turbo Cooling

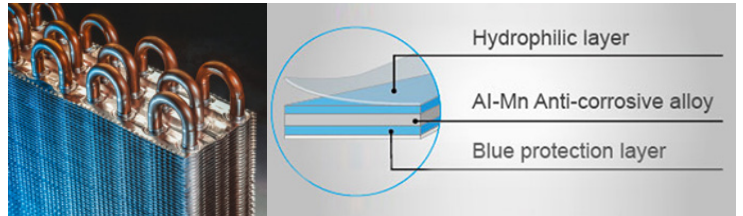
Provides maximum airflow and performance for 30 minutes to rapidly cool a room.

## Smart Installer Features

- Anti-corrosive coating on all printed circuit boards to help protect the electronics
- Dry connection for gate card or remote on/off operation, great for schools and hotels
- Blue fin coils for corrosion protection
- Mono / multi compatible
- Intelligent Auto Reset, with power off memory function



Gate Card




Blue Fin Hydrophilic Coil




**Without intelligent auto restart**  
When electric appliances all start up right after power is resumed, they will impact the national grid and affect the safety of power supply.

**With intelligent auto restart**  
Electric appliances start up at different times after power is resumed; therefore, impact to the national grid is decreased.



Power Off Memory





## Features



Cold Air Prevention



Timer



'Turbo' Button



Self-diagnosis



Auto Restart



Intelligent Auto Restart



Auto Clean



LED Display



Intelligent Defrosting



Dehumidifying



Comfortable Sleep Curves




-10°C Cooling



Wifi Control



I Feel



Healthy Filters



Energy Saving



8°C Heating



Wired Controller



GREE+ APP



Features: ● Standard ● Optional


Model		GWH09QC-K3DNB2A	GWH12QC-K3DNB2D	GWH18QD-K3DNB2L	GWH21QE-K3DNB2H	GWH24QE-K3DNB2H	GWH28QE-K3DNB2H
Part Number		AC7312	AC7313	AC7315	AC7316	AC7317	AC7318
<b>Performance</b>							
Cooling Capacity	kW	2.5(0.2-3.7)	3.4(0.5-4.0)	5.27(1.8-6.0)	6.2(1.5-8.6)	7.1(1.1-9.4)	8.5(1.7-9.3)
Heating Capacity	kW	3.0(0.38-4.0)	4.0(0.8-4.8)	5.6(1.9-7.0)	7.1(2.0-11)	8.0(1.8-10.7)	9.0(2.4-11.1)
Cooling Power Input	kW	0.57(0.57-1.2)	0.89(0.12-1.5)	1.39(0.65-2.1)	1.55(0.53-3.53)	2.12(0.41-3.7)	2.66(0.56-4.0)
Heating Power Input	kW	0.72(0.13-1.45)	1.04(0.16-1.54)	1.43(0.8-2.4)	1.67(0.41-3.6)	1.67(0.41-3.6)	2.7(0.45-3.8)
AEER	W/W	4.26	3.78	3.58	3.77	3.32	3.18
ACOP	W/W	4.04	3.79	3.56	3.93	3.31	3.40
Cooling Energy Stars	Nos	4	3	2.5	3	2	1.5
Heating Energy Stars	Nos	3.5	3	2.5	3	2	2
Dehumidifying Volume	L/hr	0.8	1.4	1.8	2.0	2.5	2.4
Air Flow Volume(Max)	L/sec	175	189	250	375	389	389
SPL (Min/Max) Indoor	dB(A)	22~40	26~44	26~48	30~50	35~51	35~52
SPL Outdoor	dB (A)	50	52	57	57	59	59
<b>Electrical</b>							
Power Supply	220-240/50hz/1ph - Outdoor						
Recommended Circuit Breaker	A	10	10	15	20	20	20
Cooling / Heating	A	2.75 / 3.85	4.1 / 4.5	6.1 / 6.4	7.4 / 8.0	9.5 / 11.5	11 / 11.3
Control Wiring	3 Core plus Earth (4 Cores)						
<b>Dimensions and Weights</b>							
Indoor Dimension (W×H×D)	mm	845×289×209	845×289×209	970×300×224	1078×325×246	1078×325×246	1078×325×246
Indoor Net Weight	kg	10	10.5	13.5	15.5	16	16
Outdoor Dimension (W×H×D)	mm	782×540×320	848×596×320	965×700×396	955×700×396	955×700×396	980×790×427
Outdoor Net Weight	kg	30	33	45	53.5	53.5	65
<b>Installation</b>							
Operating Temperature Range	°C	-15~50	-15~50	-15~50	-15~50	-15~50	-15~50
Refrigerant		R410a	R410a	R410a	R410a	R410a	R410a
Refrigerant Charge	kg	0.90	1.08	1.3	1.6	2.0	2.3
Pre-charged Pipe Length	m	5	5	5	5	5	5
Gas Additional Charge	g/m	20	20	20	20	50	50
Pipe Connections	mm	6.35 / 9.52	6.35 / 9.52	6.35 / 12.7	6.35 / 12.7	6.35 / 15.88	6.35 / 15.88
Max Pipe Height	m	10	10	10	10	10	10
Max Pipe Length	m	15	20	25	25	25	35

Note: Above parameters are for reference only. Actual parameters may vary.



For Installation and Sales:

For Parts and Warranty:



  
**AIR CONDITIONER**  
[www.greeac.com.au](http://www.greeac.com.au)  
**1800 GREE 4 ME**  
**1800 4733 4 63**