

Little Hands To Heaven

*A Fun, Complete, Hands-on, Bible-based Preschool Program
written for 2-5 year olds to enjoy!*

Nothing should be more exciting than beginning to homeschool each of your children. *Little Hands to Heaven* is written with the thought of preserving this excitement in your children, and also in you. This program will help your child's first impression of homeschool to be that it is fun, easy, active, and full of "playtime" and "cuddle-up-time" together.

Little Hands to Heaven is a collection of 33 units based on children's favorite stories from the Bible. Each unit has a theme centered around Bible characters, and simple coordinating activities help draw your child into the story by bringing the characters and events to life. Children will help Noah usher the animals off the ark, pray with Jonah inside the fish, build a temple out of marshmallows, find missing sheep to return safely to their pen, and do many more memorable "being part of the moment" activities!





This teacher's guide takes all of the guesswork out of what must be taught in preschool. Letter recognition, letter formation, letter sounds and motions, and early math skills are taught in such a way that children will have a solid start to homeschool. Bible activities, devotional topics,

and fingerplays ensure that God's word is an integral part of your child's learning right from the very beginning. Art projects, dramatic play, active exploration, and corresponding music bring out the creative side of children and allow for necessary movement as they learn.

Little Hands to Heaven is also written with the busy homeschool teacher in mind. Simple daily plans are truly "open-and-go", and require little or no preparation ahead of time. You will not be running to the store to gather supplies because these quick and easy activities use only materials you'd expect to find in your own home. You will also not

be making any last minute trips to the library – just simply use your own Bible or purchase one of the suggested ones, and decide whether you'd like to use one of the suggested devotionals and music, and you're covered.

Short on time? No worries – *Little Hands to Heaven* has a simple boxed format of plans that allows you to do homeschool in 5 minute increments spread throughout the day, or in one 30 minute sitting all in a row. In fact, it's so flexible, that many parents have their older children do a box or two with their little one here or there for some special sibling time together.



Comments



*Now, why not take a minute
to see what other homeschoolers
have to say about
Little Hands to Heaven?*



“This is a great program to get those tender little hearts learning about God’s love.”

*Michelle Nicholson -
The Old Schoolhouse Magazine*



“I have been using *Little Hands to Heaven* with my two little girls for about 1 1/2 years.

They love the activities and I love the short prep. time and Biblical emphasis.”
Kari in Cedar Falls, IA



“I want to thank you for the sweetest preschool curriculum! I only wish I had known about it when my oldest was a tot.”

Melissa in Pittsburg, PA



“The kids just love to do school, and it is amazing how well they are picking up on the Bible stories, the phonics, cutting, counting, and Bible verses.

The older boys count by two’s and are starting 3’s.

We hang all of their art work on the wall, so they can tell the story of Christ from Creation on.

I just wanted to tell you how your family blessed us!”

Sandra in Sarasota, FL



“The whole curriculum is wonderful!

The most exciting part is knowing I am contributing to the learning of the Bible stories in my children.

My children were 2 & 3 when we started, and they were both able to understand the materials!

Great job Heart of Dakota!

P.S. - My kids absolutely love to do “school”!!

Thanks!”

Lindsey in Denver, CO



Come and take a peek inside the Little Hands to Heaven Teacher's Guide!

A A new fingerplay is introduced each unit. Each fingerplay emphasizes one letter and its sound, while reinforcing the Biblical theme. Every 5th unit is a letter review unit.

B Daily Bible stories provide the focus for each day's plans. The stories are organized in chronological order from Creation to Paul's missionary journeys. The daily activities are linked to the Bible stories.

E A variety of daily Bible activities teach skills such as number and color recognition, counting, cutting, gluing, coloring, listening skills, directional words, dramatization, and life application.

F 50 musical selections from Focus on the Family's *Singing Bible* retell each unit's Bible stories in song.

Creation and the Fall

Unit 1 - Day 1



Fingerplay

Do the fingerplay "*Adam and the Animals*". Focus on the sound and motion for the letter 'A'.

Key Idea: 'A' = place hands on cheeks, act surprised, and say A-A



Letter Activity

Copy the 'A' flashcard found in the Appendix. Show the letter side of the flashcard to the students. Read the *Hint* aloud. Demonstrate the motion and sound for 'A'. Have the students repeat it.

Key Idea: Students should eventually do the motion and say the sound for each flashcard without needing a *Hint* or a demonstration from you.

Bible Story

Read the Bible story from one of the following resources:

- ✓ Scripture: Genesis 1:1-5
- ✓ *A Child's First Bible* p. 6-7
- ✓ *The New Bible in Pictures for Little Eyes* p. 14-15

Key Idea: God made the world.



Art Activity

Tell students to draw objects or marks on **white paper** with **white crayons**. Possible ideas for objects include stars, moon, trees, sun, animals, planets, and people.

Use water to **dilute black tempera paint**. Have students paint over the drawings to make them appear.

Key Idea: God created all things from nothing. Could you do that?

Bible Activity

Turn off the light and have students cover their eyes. Say, *See how dark it was before God created everything. There was nothing. God said, "Let there be light..."*

Have students uncover their eyes. Turn on the lights. Have students point and name objects they see.

Key Idea: God created everything. Without him, there would be nothing.

Corresponding Music

The Singing Bible, Disc 1 - Track 3
Song Title: "*God Made the Universe*"

Fingerplay: Adam and the Animals

Days 1-5

A-A-Adam!
Can you believe?
God made animals
And you and me?

*Hands on cheeks in surprise
Hands out, palms up
Point out sweeping arm across
Point out and then to yourself*

A-A-Adam!
Can you believe?
God made ants
To crawl, you see?

*Hands on cheeks in surprise
Hands out, palms up
Lightly walk on all fours*

A-A-Adam!
Can you believe?
God made alligators
To slide, you see?

*Hands on cheeks in surprise
Hands out, palms up
Slide on belly, using arms and legs to push along floor*

A-A-Adam!
Can you believe?
God made antelope
To leap, you see?

*Hands on cheeks in surprise
Hands out, palms up
Leap in the air*

A-A-Adam!
Can you believe?
God made anteaters
To sniff, you see?

*Hands on cheeks in surprise
Hands out, palms up
On all fours, slide nose along close to the ground*

A-A-Adam!
Can you believe?
God made the albatross
To fly, you see?

*Hands on cheeks in surprise
Hands out, palms up
Flap arms like wings
Fly around the room*

A-A-Adam!
Can you believe?
God made anacondas
To slither, you see?

*Hands on cheeks in surprise
Hands out, palms up
Slide on belly with arms ahead*

Now In Color

C Hands-on art, dramatic play, math, active exploration, and devotional activities rotate through this box of the plans each unit. These coordinate with the Bible stories.

D Daily letter activities emphasize the same letter and letter sound as the fingerplay. Each unit uses actions, flashcards, whole body movement, and art along with matching, tracing, and letter searches to reinforce each letter's shape and sound.

G A new fingerplay is introduced each unit. Each fingerplay emphasizes one letter and its sound. Motions are used to help students remember each letter and letter sound. Flashcards review the sounds and motions.

How to Order *Little Hands to Heaven*

Looking to order *Little Hands to Heaven*? The steps below show you how to build your child's curriculum. First, use Steps 1-3 to learn about the main resource choices for *Little Hands to Heaven*. Then, go to Step 4 to pick a money-saving package that includes your Teacher's Guide and the resources that fit your child. Finally, head to Step 5 to choose whether to add phonics to your program. Each numbered step is more fully explained in the pages that follow.

This guide is ideally suited for kids who are 2-5 years old. Units include plans for five days a week, taking 30 minutes a day for students to complete all subjects.



Bible Choice



Devotions Choice



Music Choice



Package Options



Phonics Add-on


I tell everyone I know about Heart of Dakota! It has continued to be such a blessing to our family. Thank you for your commitment to Christ and for your help in training my children to glorify God in everything we think, say, and do. God bless you!
Chelsea in Charlotte, Michigan

So, now that you're excited to begin your child's homeschool journey with *Little Hands to Heaven*, what do you need to get started?



✓ Little Hands to Heaven Teacher's Guide

Through 33 exciting weeks of *Little Hands to Heaven*, your child will experience a story-based overview of the Bible from Creation through Apostle Paul's journeys. Along with the Bible stories, your child will complete fun activities, learn new skills, sing catchy songs, and enjoy heartfelt devotionals. Each "open and go" day of plans is conveniently shown on one page,

so you can see at a glance what you'll be doing. This easy-to-use guide can be used for one year of daily preschool sessions, or stretched out over two years by doing preschool several times a week. (\$69.95)


The steps below show you how to build your child's curriculum. Use Steps 1-3 to learn about the resource choices for *Little Hands to Heaven*. Then, go to Step 4 to pick a money-saving package that includes your Teacher's Guide and the resources that fit your child.

1 Choose a Bible



✓ A Child's First Bible

This well-known children's Bible is recommended for ages 2-3, and is a collection of 125 of the most familiar Bible stories from both the Old and New Testaments. The text is retold in simple words and sentences by award-winning author Kenneth N. Taylor. Simple questions at the end of each Bible passage highlight important Biblical truths and help you begin to train your child to listen to God's wonderful words, ages 2-3. (\$13.99)



✓ The New Bible in Pictures for Little Eyes


This highly acclaimed children's Bible is recommended for ages 4-5 and has been a family favorite for over 4 decades. With beautifully illustrated Bible stories, each story is written in simple language that spans several paragraphs long. Widely respected author and translator Kenneth N. Taylor ensures text is written closely to original Bible text. Reading aloud this Bible is an excellent way to help your children begin to grow and learn in the Lord, ages 4-5. (\$16.99)

2 Choose a devotional



✓ Big Thoughts for Little People

This devotional is recommended for ages 2-3. Short text told in verse, accompanied by beautiful illustrations, discussion questions, and Bible verses, introduces virtues that are hallmarks of Christian living from A to Z, ages 2-3. (\$14.99)



✓ My ABC Bible Verses

This devotional is recommended for ages 4-5. It is a colorful, story-filled way for young children to take God's word to heart. Presented in an easy-to-use two-page story format individual Bible verses are applied to everyday situations, ages 4-5. (\$17.99)

3 Corresponding music



✓ The Singing Bible

This lively, God-honoring music correlates specifically with each day's Bible stories in the *Little Hands to Heaven* curriculum. Each song retells a different Scripture story in a highly engaging manner and reinforces what has been learned in a memorable way that will have your child singing along. *The Singing Bible* includes 4 CD's containing over 50 original songs written for Focus on the Family's Heritage Builders series. The variety of musical styles used will have even you and your older children tapping your toes to the songs, ages 2-5. (\$29.99)

4

Package options

Now that you know about the key resources for *Little Hands to Heaven*, you can choose which package works best for your child! There are 3 options for this package, all listed below. All three packages include the *Little Hands to Heaven* guide and *The Singing Bible*.

Ages 2-3 Package *Little Hands to Heaven, A Child's First Bible, Big Thoughts for Little People, and The Singing Bible on CD, (\$113.45)*

SAVE \$15.47

Ages 3-4 Package *Little Hands to Heaven, The New Bible in Pictures for Little Eyes, Big Thoughts for Little People, and The Singing Bible on CD, (\$116.09)*

SAVE \$15.83

Ages 4-5 Package *Little Hands to Heaven, The New Bible in Pictures for Little Eyes, My ABC Bible Verses, and The Singing Bible, (\$118.73)*

SAVE \$16.19

5

Phonics Add-on



✓ Learn to Read Activity Book

This learn-to-read plan uses 101 fun two-page spreads with colorful interactive phonics activities for play-motivated learning. Handy scripts and effective teaching strategies help you keep your child motivated, while mazes, word searches, and other exciting activities keep reading fun! Ages 3-5 (\$13.99)

**Need some help deciding what to order?
Check out our simple step-by-step directions below!**

How To Order *Little Hands to Heaven*:

1. Choose **ONE** of these Bibles to use with your *Little Hands to Heaven* Teacher's Guide:
 - *A Child's First Bible* (ages 2-3)
 - *The New Bible in Pictures for Little Eyes* (ages 4-5)
 - Your own Bible
2. Choose **ONE** of these devotionals:
 - *Big Thoughts for Little People* (ages 2-3)
 - *My ABC Bible Verses* (ages 4-5)
3. Choose whether to use the corresponding music.
 - *The Singing Bible* (ages 2-5)
4. Order a money-saving package that includes all your choices, **or** (if you can't find an exact match) order individual items.
 - Ages 2-3 Package
 - Ages 3-4 Package
 - Ages 4-5 Package
5. Choose whether to Add-on the optional phonics program
 - *Learn to Read Activity Book*