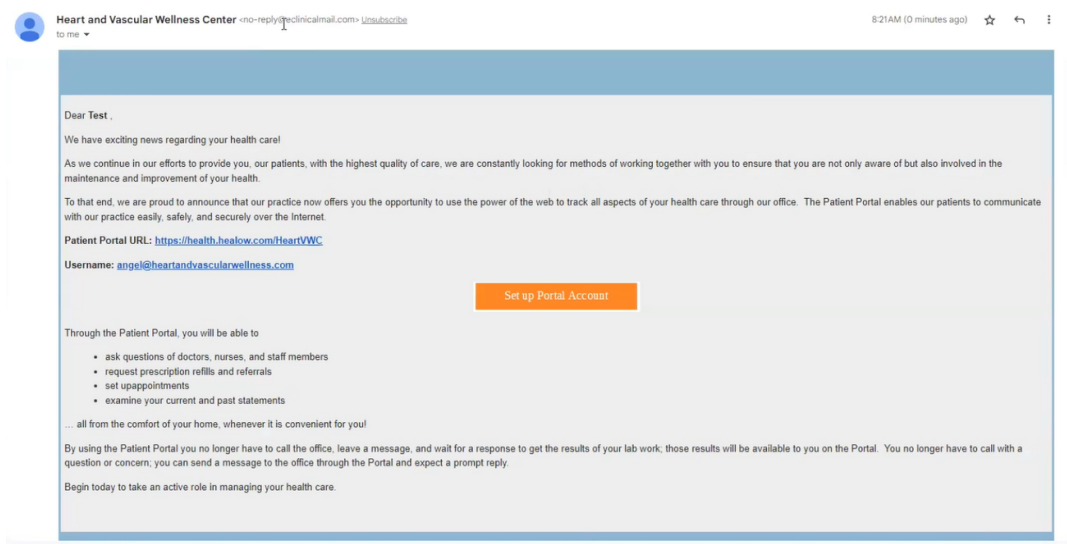


Patient Portal Packet

You will receive an email from Heart and Vascular Wellness Center with your username and Patient Portal URL

1. Click on “Set up Portal Account”



2. User validation - pick between a text or voice call to receive a verification code

Authentication, Reset Password and Consent

Help us to serve you better! Please submit few details about you.

1 User Validation

Welcome Test

Please select the phone number and the verification code will be sent to the selected number.

Phone Number

*** - *** - 4096

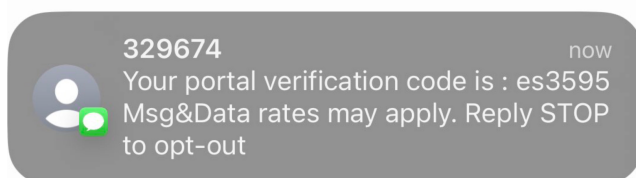
How would you like to receive a unique code?

Voice Text

If the number(s) or email above are not correct, please call our offices to update your account information and re-initiate the process.

[Cancel](#) [Send Code](#)


Portal Verification Text Message



3. Enter verification code that you received

Authentication, Reset Password and Consent

Help us to serve you better! Please submit few details about you.



2 Verification Code

Please enter the validation code you received.

[Resend Code](#)


Code is valid for 5 minutes or 6 attempts

[Cancel](#) [Verify](#)

4. Create a password that contains both upper and lower case letters, include symbols such as !, @, # and at least one number

Authentication, Reset Password and Consent

Help us to serve you better! Please submit few details about you.



3 Reset Password

Please Select your new Password. Refer [Password Guidelines](#) to create secure passwords.

New Password

Confirm New Password

⚠ Ensure that password contains both upper and lowercase letters, include symbols like @, _, #, * and numbers.

[Cancel](#) [Next](#)

5. Read the consent form and check the box that says “I have read the consent form and the above information.”

4 Consent Form

Please acknowledge reading and accepting conditions in consent form.

eClinicalworks... Practice Consent Form

ONLINE COMMUNICATION INFORMED CONSENT Instructions for Using Online Communication You agree to take steps to keep your online communication to and from your physician confidential, including the following: Do not store messages on your employer-provided computer; otherwise personal information could be accessed or owned by your employer. Use a screen saver or close your messages instead of leaving your messages on the screen for passersby to read and keep your password safe and private. Do not allow other individuals or other third parties access to the computer(s) in which you store medical communications. Do not use email for medical communications. Standard e-mail lacks security and privacy features and may expose medical communications to employers or other unintended third parties. Withdrawal of this Informed Consent must be done by a written online communication or in writing to your physician's office. Conditions of Using Online Communication The following agreements and procedures relate to online communication: Your physician's office may keep a copy of any online communication from you in your medical record. eClinicalWorks will keep a copy of all medically important online communication in your medical record in an encrypted format. You should print or store (on a computer or storage device owned and controlled by you) a copy of any online communication that is important to you. Neither eClinicalWorks nor your physician's office will forward any online communication from you to third parties except as authorized or required by law. Online communication, including through eClinicalWorks, should be used with caution. eClinicalWorks cannot be used for emergencies or other urgent or time-sensitive matters. Any emergency communication or urgent requests must occur by telephone or through other existing emergency communication tools. If there is other, non-urgent information that you do not want transmitted via online communication, you must contact your physician's practice by phone or fax. eClinicalWorks is not liable for improper disclosure of confidential information. Follow-up is solely your responsibility. You are responsible for scheduling any necessary

I have read the consent form and the above information.

[Decline](#) [Agree & Next](#)

Appointment reminder

1. Click on link



Heart and Vascular Wellness Center <64cd2142b25b46957b93ea0e@reply.curogram.com>
to Test ▾

Hello Test Jane,

Heart and Vascular Wellness Center has sent you a message. See the message content below:

Hi Test. Please reply C to confirm your appointment on Mon Aug 7th at 12:00 pm PDT with Heart and Vascular Wellness Center. More details on <https://curogram.com/cah0ul99>. Thank you! If you have any questions or concerns please call the office 951-696-0004.

2. Press on “Confirm” to confirm your appointment. Press on “Decline” to cancel your appointment then call 951-696-0004 to reschedule your appointment.

Heart and Vascular Wellness Center
<https://heartvwc.com/>

Aug 2023
14
Monday

Heart and Vascular Wellness Center
Time: 11:55 AM

Confirm Decline Call Add To Calendar

Heart and Vascular Wellness Center's Information

Address: 40770 California Oaks Road ##A, Murrieta, CA 92562

Phone Number: +1 (951) 696-0004

Specialties: Cardiology Internal Medicine

Service: NP