

THE DIVISION OF STUDENT AFFAIRS
ANNUAL REPORT
2018-2019





Dear Colleagues and Friends,

I am pleased to share the 2018-19 Division of Student Affairs Annual Report with you. In collaboration with students, faculty and staff throughout the University, the departments in the division helped to foster a vibrant, engaged, diverse, and inclusive learning community outside of the classroom. This report provides examples of the outstanding services, programs, and leadership development opportunities designed to support students' academic and personal success, as well as their physical and emotional health and well-being.

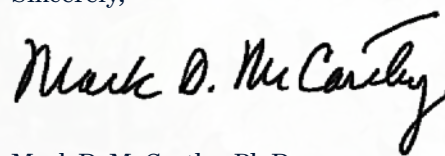
In addition, working closely with Student Government leadership, a number of renovation projects were developed and received funding support that will enhance the overall student experience over the next two years. These include new offices and support space for Student Government, Student Union Program Board, Fraternity/Sorority Life and student organizations; a new fitness studio; additional meeting, lounge and program space in what was the Murphy Room; and a new patio adjacent to the D. J. Lombardo Student Center. A newly turfed athletic field and refinished basketball court featuring the new athletic logo are other improvements for our student athletes and fans to enjoy.

I am grateful for the many contributions made by staff members in the division to:

- **Organize** and promote a wide variety of leadership development activities; varsity, club, and intramural athletic competitions; diversity and inclusion initiatives; weekend social programs; and fraternity/sorority events;
- **Collaborate** with campus and community partners to help students identify career interests and prepare for job opportunities;
- **Respond** to students' health and wellness issues that impact their learning and development; and
- **Welcome** and engage all students through residential communities and programming designed to meet the needs of commuters and students from underrepresented groups.

This report is available online at sites.jcu.edu/studentaffairs.

Sincerely,



Mark D. McCarthy, Ph.D.
Vice President for Student Affairs



DIVISION OF STUDENT AFFAIRS

Mission *and* Vision

MISSION

The Division of Student Affairs at John Carroll University offers programs and services that foster the development of individuals of intellect and character who will lead and serve by engaging the world.

VISION

Informed by the Jesuit Catholic mission of the University, the Division of Student Affairs is committed to helping develop students and the campus community by:

- **Collaborating** with others to foster a vibrant, engaged, diverse, and inclusive learning community outside of the classroom;
- **Providing and facilitating services,** programs, and opportunities for student learning and leadership development by serving others;
- **Challenging students** to act with integrity and compassion and reflect on the implications of their actions on individual, communal, and global scales; and
- **Assessing and advocating** for students' needs and overall development.

By *the* Numbers



76.1%

of 2019 graduating seniors completed at least one **internship or research experience** (51.4 % completed two or more)



74%

of full-time undergraduates participated as members of **student organizations, club, or varsity sports and/or held major student leadership positions.**



22.8%

of full-time undergraduates were **varsity student-athletes** (677). 85 students participated in two or more sports.



13.2%

of full-time undergraduates (390) participated in 1,985 appointments at the **Counseling Center.**



14%

of full-time undergraduates are **fraternity or sorority** members in four fraternities and five sororities. 418 total members representing a 3% decrease from 2017-18.



9.2%

of full-time undergraduates (272) participated in the **student conduct** process.



37.8%

OF STUDENTS EMPLOYED AT JCU worked in Student Affairs departments.



54.1%

of full time undergraduates were **residential students.** Eight residence halls, duplex/houses, 1,605 resident students — a decrease of 2.3% from 2017-18.



51%

of full-time undergraduate students (1554) had appointments at the **Center for Career Services** — a 20% increase over 2017-18.



34.1%

of full-time undergraduates (1010) visited the **Health and Wellness Center.**



JCU POLICE DEPARTMENT

HIGHLIGHTS

Training and Professional Development

- JCUPD staff completed over 275 hours of in-service training, including the certification of a corporal as a Field Training Officer, who then expanded training for three new officers hired during the past year.
- Officers participated in enhanced tactical first response training in both outdoor and indoor settings using newly purchased firearms.
- All JCUPD Staff received training via Ohio Peace Officer Training Council courses: Policing Cultural Diverse Communities, Procedural Justice and Police Legitimacy, and Awareness of Cultural Diversity.

Expanded Crime Prevention/Safety Awareness Initiatives

- Revised Streak Week presentation for all incoming first year students.
- Focused the “Steer Clear of Distractions” awareness campaign on safe driving and pedestrian practices on and off campus. 619 members of the community completed pledge cards indicating their commitment to safe practices.
- Specialized safe driving and personal safety trainings were conducted for the Center for Service and Social Action (CSSA) student liaisons/drivers, international and residence hall students.
- Conducted Emergency preparedness trainings with CSSA, Legal Affairs, CSDI, CAS Deans’ Office, Theology and Religious Studies, English, Psychology, Enrollment and Advancement offices.

By the Numbers

8,180

Campus Shuttle Rides in spring semester, 2019 (average 90 per day)

2,269

Parking permits sold

5,750

Calls for Service (including 70 medical emergencies)

TOP 3 REASONS FOR CALLS	2018-2019
Building Checks	1297
Building/Room Admits	1269
Maintenance Concerns	555

Student Perspective



“JCU Police Department has had a positive impact on my time at JCU. As an RA, I worked closely with the department and they were always there in times of crisis. I have had the opportunity to get to know many of the JCU officers, who are very friendly and approachable when I see them around campus.”

- Katelyn Orcutt, Class of 2019

JCUEMS

- Welcomed a new JCUEMS Medical Director, Dr. Eric Beck, who founded JCUEMS when he was a student at JCU.
- Instituted a new EMT training on campus for aspiring members of JCUEMS and engaged other alumni in the medical field to help train and mentor JCU students in the EMS program.
- Responded to 51 calls for service and supported 27 hospital transports.

University Heights Community Engagement

- Collaborated with the Office of Residence Life staff, UHPD Chief and UHFD Chief to institute a new procedure for responding to intoxicated students.
- Instituted a new fire alarm response protocol with the UH Fire Department.

Technology Advancements

- Added mobile data terminals (MDTs) to police vehicles to allow quick, direct access to incident and parking databases and will be connected to the State of Ohio Law Enforcement Automated Database (LEADS) network by fall 2019.
- Added i-Pads to the shuttle vans to aid in collecting ridership data and track vans on their routes in real time and to provide better customer service.

63 Reports of Criminal Activity (a 50% reduction from 2017-18)

TOP 3	2018-2019
Drug Paraphernalia/Possession	12
Auto Accident hit/skip	8
Theft	8

109 Non-Criminal Reports

TOP 3	2018-2019
Illness Transport	28
Injury Non-transport	13
Lost/missing property, auto accident damage, parking violations	10 EACH

CENTER FOR CAREER SERVICES

HIGHLIGHTS

Launched Handshake, a new career networking platform designed for students and alumni to apply for jobs, internships and other employment opportunities.

- o 53% of our undergraduates are activated on Handshake.
- o 73% of activations are current seniors and 68% are juniors.
- o There are currently 5,752 approved employers in Handshake and 6,503 approved jobs.

Brought First STEM Fair to Campus

- o This fair engaged students, employers and faculty in exploring STEM-related internship and job opportunities.
- o A total of 18 employers and 119 students attended the STEM fair.
- o 100% of the employers surveyed reported that the students they spoke to have effective communication skills and would recommend the JCU STEM Career and Internship Fair to other employers.
- o 75% of students surveyed responded that they found opportunities to pursue following the STEM Career and Internship Fair.

Continued Success of the College of Arts & Sciences and Boler College of Business Professional Development Programs

- o Increased visibility and engagement in this program resulted in a total of 148 workshops completed in collaboration with 19 departments and programs in the College of Arts & Sciences.
- o Conducted 36 presentations for the Boler Professional Development Program. Resulting in a total of 1,605 engagements with students.
- o Career advisors met with 268 first year students enrolled in the Boler Professional Development Program to review resumes, LinkedIn accounts, and to introduce the Center for Career Services.
- o Created and published professional development instructional videos that were uploaded into Canvas for better student engagement and tracking.



Belda Fund Summer Stipend

For the second year Career Services facilitated the awarding of the Belda Fund Summer Stipends to students. This stipend enables students in low/no pay internships to meet a variety of expenses that allows them to do an internship they otherwise would have been unable to do.

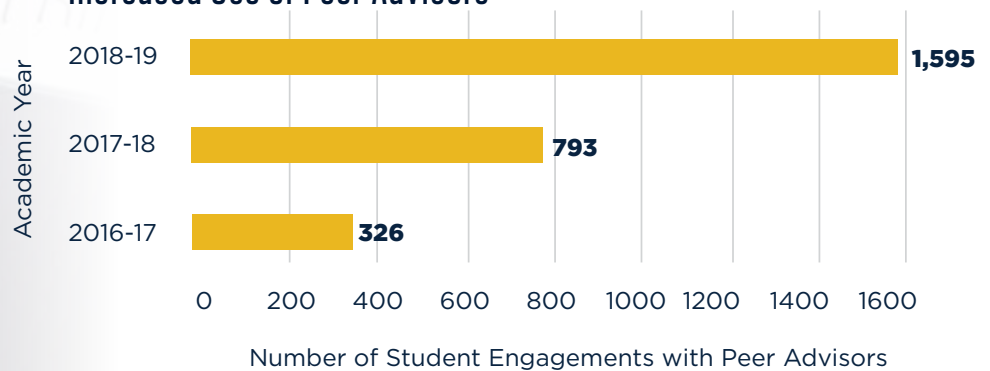
	2017-2018	2018-2019
Number of Applicants	22	21
Number of Awards	9	13
Total Amount Awarded	\$20,000	\$26,061
Average Amount Awarded	\$2,222	\$2,004

NUMBER OF APPOINTMENTS	2016-2017	2017-2018	2018-2019
Total	2,335	2,287	3,624
Unique	1,081	1,165	1,889

Breakdown of Appointments

CLASS STANDING	2016-2017	2017-2018	2018-2019
Freshman	77	36	289
Sophomore	399	221	288
Junior	204	262	413
Senior	167	420	564
Graduate Student	42	74	105
Alumni	62	152	172

Increased Use of Peer Advisors



UNIVERSITY COUNSELING CENTER

FIRST FRESH CHECK DAY PROMOTES MENTAL HEALTH AWARENESS

The University Counseling Center (UCC) brought JCU's first ever Fresh Check Day to campus in February of 2019. Fresh Check Day - the signature program of the Jordan Porco Foundation - is an uplifting mental health promotion and suicide prevention event that includes interactive expo booths, peer-to-peer messaging, support of multiple campus departments and groups, free food, entertainment, and exciting prizes and giveaways.

- Dozens of students staffed 10 booths and over 200 students and employees attended the event.
- Collaborators for the event included Peer Health Advocates, SUPB, Psychology Club, RA's, Panhellenic Council, Athletics, CSDI, Student Engagement and Health Promotion & Wellness Collaborations and Consultations.

OUTREACH PROGRAMS

- The UCC continued its collaboration with the Center for Student Diversity & Inclusion (CSDI) by offering "Let's Talk" drop-in consultations with a UCC therapist located in the CSDI office.
 - o "Let's Talk" saw record numbers this year as well, as 42 students (up 68%) attended a total of 45 consultations (up 61%).
 - o The number one demographic group for attending these consultations was first-year male students, which is a group that historically underutilizes counseling services.
 - o Number of students who followed up with a UCC appointment: 17 (40%).
- A total of 39 additional outreach programs were completed this year.

UCC SURVEY RESULTS

Below are the **Top 5 presenting concerns** that students identified as their **#1 reason** for seeking counseling and the % of students who endorsed them:

- 31%** - Feeling anxious or stressed
- 23%** - Feeling depressed, sad or dejected
- 5%** - Romantic or sexual relationships
- 4%** - Family relationships
- 4%** - Experiencing panic attacks

Students were asked on a scale of 1-5 how strongly they agreed or disagreed with several statements. Below are the % of students who agreed or strongly agreed:

- 78%** - UCC helped me stay/adjust at JCU
- 99%** - UCC a necessary part of the university
- 81%** - UCC helped learn new coping skills
- 81%** - UCC met my needs
- 80%** - UCC had positive impact on my school or work performance
- 91%** - Would refer my friends to UCC
- 90%** - Would return to UCC in future if needed
- 89%** - Rate overall UCC experience positively
- 78%** - I have felt more comfortable/connected at JCU since coming to the UCC

Students were asked to rate their level of distress on a scale of 1-5 (1 - lowest, 5 - highest) at the start of counseling, and at the end of counseling. **Over 82% of students rated themselves as a 4 or 5 level of distress pre-counseling, and that number of students decreased to just 21% post-counseling.**

By *the* Numbers

The University Counseling Center (UCC) saw record utilization numbers this year:

390 unique students used counseling services
(11% increase from 2017-18)

Students scheduled a total of **1,985** appointments (10% increase)

58 unique students used psychiatry services
(last year 67, 13% decrease)

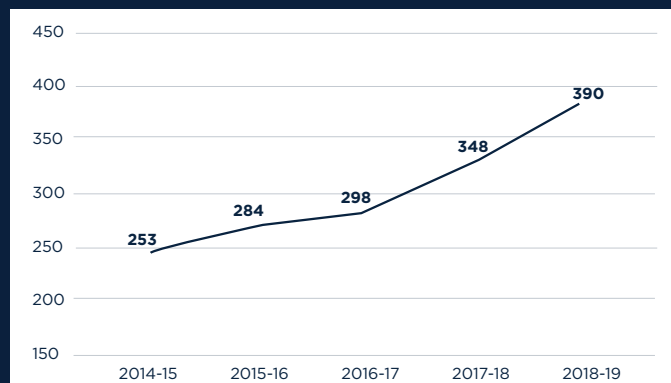
There were a total of **191** attended psychiatry appointments
(13% decrease)

The no-show rate dropped from 7.6% to **6.9%**.

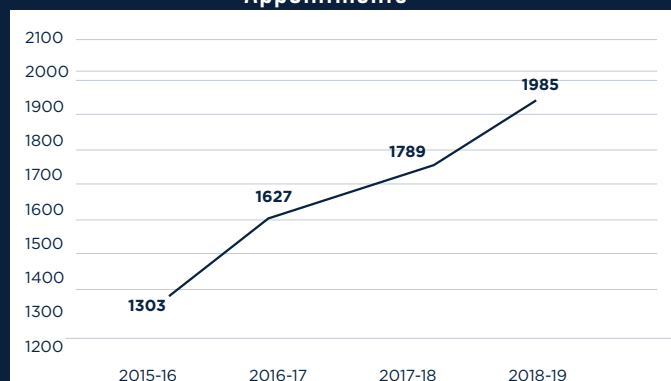
UTILIZATION NUMBERS

CATEGORY	2017-2018	2018-2019
Number of students	348	390
Number of appointments	1,789	1,985
No-show rate	7.6%	6.9%

of Students



Appointments



Student Perspectives



“Counseling helped me learn coping skills, how to control my inner thoughts, and to stay positive in the face of overwhelming stressors.”

— Anonymous student

“The Counseling Center taught me how to and when to reach out for help.”

— Anonymous student

“I learned to own who I am, be proud of my flaws, and allow my truest self to shine in the world.”

— Anonymous student

Other Notable Statistics

Kognito online gatekeeper trainings completed: **172**

Same Day / Emergency appointments: **46**
(down 31% from 67)

Consultations about a student with family member, staff or faculty: **127** (up 4% from 122)

DEPARTMENT OF RECREATION

HIGHLIGHTS

Student Employee Programs

- Reviewed student employment model that resulted in a new structure for the 106 student employees.
- Created New Student Fitness Supervisor position to oversee fitness programs, facilities and services.
- New Student Marketing, Promotions and Engagement position will begin in fall 2019.
- Implemented a new online staff scheduling system, *WhenToWork*, to increase scheduling and accountability of student employees.

Facility and Equipment Upgrades

- Collaborated with Student Government, Facilities, faculty, staff and students to develop a two-year plan to renovate and repurpose the Corbo Fitness Center, two racquetball courts, and the fitness studio.
- Worked with DesignFITNESS to develop a plan to purchase new spin bikes and functional fitness equipment for the new fitness studio.
- Purchased new weight equipment, new balls for various intramural sports and open recreation use, new nets for the Hamlin Quad.
- Invested in preventative maintenance for all equipment in the Corbo Fitness Center.
- Upgraded membership verification/facility access card reader to provide more accurate data and safe entry into recreation facilities.

Reservations and Collaborations

- Hosted over 180 internal and external reservations in recreation facilities.
- Collaborated with New Student Orientation, various SUPB events, athletic practices and competitions, JCU Dance Marathon, various fundraisers and educational events to maximize use of recreation facilities.

By the Numbers

Facilities Use by Area (September, 2018- May 2019)

- Corbo Fitness Center - 63,131 total visits
- IM Gym - 8745 total visits
- Racquetball Courts - 1232 total visits
- Johnson Natatorium - 2153 total visits

Intramural Sports

- Nearly 850 individual students participated in 232 intramural teams (27.5% of undergraduates)
 - Seniors - 231 - 27.3%
 - Juniors - 182 - 21.5%
 - Sophomores - 196 - 23.2%
 - First-year - 225 - 26.6 %
 - Males - 552 - 65.3%
 - Females - 293 - 34.7%

Club Sports

- Eight club sports engaged 143 students (96 males; 231 females)
- Both the men's and women's volleyball clubs competed in the NCVF National Tournament
- Men's rugby was undefeated
- Ice hockey club and ultimate Frisbee competed in conference and sectional tournaments respectively.

Student Perspective



“John Carroll Recreation has been the most rewarding place both to work and grow as a student on John Carroll's campus. Aside from the job pushing me out of my comfort zone, it provided me with numerous skills for a future career. I have learned how to go through an interview process, but on the other side as an interviewer. This skill has then allowed me to be more prepared for my own job interviews for internships. I have grown into a more confident and committed leader and have learned how to set a good example for the other employees and supervisors. I know how to work in teams in a more successful and cohesive way. I recognize the different work styles that each team member may bring, and I can navigate how to work with my co-workers in this way. I am so thankful for the positive impact this job and department has on my life and future career.”

- Ashley Miller, Class of 2020

CENTER FOR STUDENT DIVERSITY AND INCLUSION

HIGHLIGHTS

- Expanded staff to include Dr. Aaryn Green, who serves as the Center for Student Diversity and Inclusion's (CSDI) first Post-Master's Diversity Fellow.
- Sponsored the film *This Changes Everything* at the 43rd Cleveland International Film Festival (CIFF). Over 400 movie fans viewed this film, which included a welcome on behalf of JCU from Salomon Rodezno, Director of CSDI. CIFF hosted crowds topping 100,000 during the 12-day event.
- Provided six (6) academic internship opportunities to undergraduate student interns who completed 810 hours of peer programming and peer-services, directly serving the needs of historically underrepresented students across campus.
- Created Project 202 via the collection of dry goods, lightly used clothing and toiletries for students needing these items. Through participation in the JCU's first Day of Giving, funds were donated to support the project.
- Participation in the Let's Talk program continued to grow and provided opportunities for 42 students to visit with Counseling Center staff in the CSDI office.
- An electronic visitor counter was installed at the entrance to the CSDI lounge in the middle of the fall semester. A total of 5,245 visitors were counted from October 15, 2018 – May 16, 2019.



CSDI provided the opportunity for students to attend the United States Hispanic Leadership Institute. Student participants tweeted the following:

“We got to hear some empowering speeches, meet inspirational figures and participate in really great workshops. A big thank you to Dr. Aaryn Green and Dr. Sean Chaplin and everyone at JCU who helped make our trip possible.”

“Someone asked me if I could summarize the weekend institute in 3 words what would they be? Impactful, empowering and aware. I feel blessed and overjoyed to continue something bigger than myself in my years at John Carroll.”

- Members of the Latin American Student Association



CSDI's Peer Mentoring Program, MELT, contributed to the advancement of first-year students by aiding in their academic, emotional, and social adjustment, and personal development. During the 2018-2019 academic year, 22 peer mentors provided 418 hours of mentoring to 37 first-year students in the MELT Peer Mentoring Program.

Of the 24 mentees who completed their Spring MELT one-on-one:

- 96%** reported feeling good or very good about their relationship with their mentor.
- 44%** have gotten involved in student leadership or student organizations.
- 100%** have enrolled in classes for fall 2019.
- 91%** plan to remain connected to CSDI in the 2019-20 school year.
- 58%** attained a 3.0 GPA or higher during the spring 2019 semester.
- 5** mentees were selected to return to MELT as Peer Mentors.
- 56%** plan to live on campus in the 2019-20 school year.
- 64%** have summer plans that include research, internships, summer classes or employment.

Additional 2018-2019 academic year numbers include:

- 1,099** CSDI office visits were recorded for unique individuals.
- 243** programs and events were offered or co-sponsored by CSDI.
- 160** CSDI programming and events included attendees.
- 5,043**

DEAN OF STUDENTS

HIGHLIGHTS

Supporting Students and the Community

- The Bias Incident Reporting process was reviewed by a committee chaired by the Associate Vice President for Student Affairs/Dean of Students. Outcomes included:
 - o Changed the definition of bias to be consistent with the University’s non-discrimination statement.
 - o Simplified the reporting process, expanding the Bias Response Team members to include the Title IX Coordinator and the Director of Residence Life.
 - o Created a mechanism for the Bias Response Team to respond publicly to the campus community when noteworthy Bias Incidents occur.
- A committee chaired by the AVP/Dean examined issues of food insecurity at John Carroll.
 - o 685 students, faculty and staff responded to a survey distributed to campus in January 2019. Results indicated that approximately 20% had skipped a meal in the past year because they didn’t have enough money for food.
 - o 60% of respondents indicated they would use a food pantry if one was available.
 - o Plans are in place to open a small food pantry on campus in fall 2019.
- Staff members in the Dean of Students Office provided support to students in many ways, including:
 - o Provided pastoral care to the 11 students who lost a parent during the 2018-2019 academic year.
 - o Mentored first year students who are members of the S-STEM program.
 - o Offered a retreat for the volleyball team.
 - o Collaborated with Graduate Studies to offer an online course entitled *Sexual Assault Prevention for Graduate Students* to all graduate students.

By the Numbers

Students who engaged in the conduct process were asked to provide feedback about their experiences. 185 students were invited to complete the Student Conduct Hearing Survey and 22% of the students responded. Students who participated in the survey indicated (on a five point scale where 5 = strongly agree)

- 4.28** - My hearing officer (or panel) gave me an opportunity to review my rights
- 4.33** - My hearing officer (or panel) gave me an opportunity to explain my perspective regarding the incident
- 4.18** - My hearing officer (or panel) actively listened to me
- 4.10** - Whether or not I was satisfied with the outcome of the hearing, I understand why I was found responsible or not responsible for the policy violation(s)
- 4.05** - As a result of participating in the student conduct process, I have reflected on my decision-making/choices

During the 2018-2019 academic year, there was a significant decrease in violations of the University’s drug policy. This may be a result of John Carroll becoming a Tobacco Free Campus as of August 1, 2018. All other numbers of policy violations were consistent with previous years.

	14-15	15-16	16-17	17-18	18-19
Drug Policy Violations	43	65	71	59	34



Student Perspective



“The greatest lessons I have learned were from my work with the Dean of Students Office are patience and understanding. Often times when I first started training for the hearing board I was thinking about how a lot of these students would end up responsible. However, the greatest lesson I learned was about never making judgements without knowing the whole story because often hearing the story from the other side will change the whole narrative. I am a more ethical and responsible adult now thanks to this department. I could not have imagined my John Carroll Experience without them!”

- Abigail Bissell, Class of 2019

HEALTH PROMOTION AND WELLNESS

HIGHLIGHTS

- 15 Peer Health Advocates (PHA) received nearly 30 hours of training and delivered 83 programs reaching 1,858 students.
- The “Work in Progress” student campaign to highlight mental health issues was initiated by senior student, John Tucci, and included 25 students sharing their experiences with anxiety, depression, caring for sick loved ones, self-doubt and imposter syndrome. In addition to posters featuring the students, the social media campaign reached over 6,000 people.
- Partnered with the Violence Prevention and Action Center, Athletics, Title IX, Health Promotion and Wellness staff to deliver violence prevention training using the “One Love” program to over 700 athletes, coaches and athletics staff.
- Delivered 2 sessions of a new Masculinity Program, LIFT (Leverage, Insight, Freedom, Truth) developed by Zach Gerdes and the Minds & Men organization, to members of Sigma Phi Delta Fraternity and the Men’s Basketball and Football teams.
- Designed 12 Wellness in the Stacks programs coordinated by PHA’s to reduce and manage stress. Student evaluations of these programs indicated that 83% of the respondents felt that they learned skills to improve their wellbeing.
- 678 first year students participated in Bystander Engagement Trainings, co-sponsored with the Violence Prevention and Action Center staff, during the spring semester. About 2/3rds of the participants strongly agreed that as a result of the training they know the warning signs of situations that may lead to relationship or sexual violence and know where to go for help to address these situations.

By the Numbers

Wellness staff and programs engaged students in several ways:

- Small Group Meetings – 147 students (63% increase from 2017-18)
- 134 programs on various wellness topics – 3573 student attendees (219% increase from 2017-18)
- Information Sessions/Brief Presentations – 1900 students (38% increase from 2017-18)
- Ongoing/Mentoring relationships – 60 students (250% increase from 2017-18)
- Health Assessments – 25 students

Alcohol/Drug Use

All first year students complete an online alcohol/drug education program prior to Streak Week in August with a follow up program 6 weeks into the semester in October. Results of the pre-post surveys indicate some minor changes in the use of various substances during the first six weeks of classes. About 60 % of the first year students enter college as abstainers or nondrinkers and remain so 6 weeks into the semester.

FIRST YEAR STUDENTS	AUG/SEPT 2018 (LAST 2 WEEKS)	OCTOBER 2018 (LAST 2 WEEKS)	OCTOBER 2017 (LAST 2 WEEKS)
USE ALCOHOL	41.0%	43.5%	42.7%
USE MARIJUANA	8.6%	8.4%	7.63%
VAPING	19.5%	19.5%	14.46%

The chart above indicates that there was jump in e-cigarette/vaping use from 14.46% in 2017 to 19.5% in 2018. Marijuana use also went up in 2018 from the prior year’s 7.63%, but is still below 2016’s number of 9%.

Student Perspective



“As a Peer Health Advocate, I was able to make a positive impact on the student body. The Health and Wellness Center gave me the tools and creative space to not only explore health disparities, but also offer solutions to these disparities to my fellow classmates and myself. I felt a sense of purpose working with the Peer Health Advocates, knowing that my training could help others be happier and healthier.”

- Genevieve Nigro, Class of 2019

FRATERNITY + SORORITY LIFE

ENHANCING FRATERNITY AND SORORITY LIFE (FSL) EXPERIENCE

- Implemented a new fraternity recruitment effort based solely on best practices of values-based recruitment. The number of potential new members increased by 49% from fall 2015 to fall 2018.
- Hosted National Panhellenic Council Consulting Team visit coordinated and funded by the JCU Panhellenic Council. The team prepared a report with an assessment summary along with their recommendations for administrative, programmatic, legislative and structural improvements to the Panhellenic community. The report will inform a forthcoming Panhellenic strategic plan.
- Panhellenic and Interfraternity Councils brought a national speaker and educator, Brittany Piper, to campus. Piper's program was titled *From Hardship to Leadership: Transforming Pain Into Progress*. They also partnered with the Title IX office to promote a screening of *I Am Evidence*.

CELEBRATING ACADEMIC SUCCESS

- Megan Frankenberger '20 member of Kappa Delta Sorority received the Daisy Wood Scholarship honoring the top scholarship applicant from all Order of Omega National Greek Honor Society chapters in the United States.
- FSL members continue to achieve academically. The sorority community consistently achieves an average GPA above the all-women and all-campus GPA. The fraternity community has achieved a GPA at or above the all-men and all-campus GPA. For spring, 2019:

Student Perspective



“FSL has had a positive impact because I have been able to connect with other members of fraternities and sororities and learn from them on how to better my sorority and the overall community. In my position as the VP of Programming [for Panhellenic Council] I have been able to meet other men and women who I would not have known otherwise. I have also grown in my ability to communicate and collaborate effectively. I have a counterpart on the fraternity executive board and it has been a rewarding experience working with someone who I can generate ideas with and plan great events.”

- Mary Kate Barron, Class of 2021



By the Numbers

FSL Members – Fall 2018

Fraternity members: 148

Sorority members: 270

Total members: 418

FSL Members – Spring 2019

Fraternity members: 142

Sorority members: 258

Total members: 400

All FSL GPA	3.28
All Fraternity GPA	3.07
All Sorority GPA	3.46
All Campus GPA	3.08
All Men GPA	2.94
All Women GPA	3.23
All FSL FR	3.16
All FSL SO	3.18
All FSL JR	3.35
All FSL SR	3.54





OFFICE OF STUDENT ENGAGEMENT

ENHANCING THE STUDENT EXPERIENCE

- Participated in the research, review, and ultimate selection of the student participation tracking software—Presence—to be implemented in 2020.
- Provided guidance and support to members of the Student Government in the development of proposed renovation projects in the D. J. Lombardo Student Center to enhance the student experience.

SUPPORTING LAUNCH OF DONNELLY SCHOOL OF LEADERSHIP

- Collaborated with the Boler College of Business in the launch of the Donnelly School of Leadership and Social Innovation.
- The Senior Director of Student Engagement served on the inaugural steering committee to identify initiatives to come out of this new school.

INTEGRATING PROFESSIONALISM IN ADVANCEMENT OF STUDENT ORGANIZATIONS

- Continued to professionalize work with student organizations, including the development and application of policies as well as increased data analytics related to the funding for these groups.

Student Perspective



“The staff in the Office of Student Engagement are a group of people that has made my time at John Carroll even more positive. Everyone is so kind and helpful. The staff truly care about you and your experience at John Carroll. The office is such a happy and helpful place on campus. I am so grateful all the Office of Student Engagement does for me and all of the students on campus.”

- Brooklynne Ellio, Class of 2021

By the Numbers

- 11,675 attendees at the 104 Student Union Programming Board sponsored events.
- Successfully planned and executed a major Welcome Back Concert featuring Jesse McCartney, which was attended by over 1,600 students.
- Other popular events included Homecoming Tailgate and Streak the Center events with 500-600 student participants at each event.

2018-2019 TOP TEN OFFICE OF STUDENT ENGAGEMENT EVENTS

EVENT	ATTENDEES
WELCOME BACK CONCERT/WELCOME WEEK: JESSE MCCARTNEY	1,600
STREAK THE CENTER EVENTS	620
HOMECOMING TAILGATE	500
HOMECOMING DANCE	465
BLUESTREAK BLITZ	427
CARROLL FEST	425
FINALS BINGO	400
STREAK THE CENTER	356
BINGO	309
POP-UP PROGRAM	300
STREAK WEEK: HYPNOTIST: DALE K	250

INTERCOLLEGIATE ATHLETICS



ATHLETIC ADVANCEMENT

- Implemented first-ever Day of Giving. In 1,886 minutes raised \$157,656 from 1,144 donors.
- Launched a new brand and identity for entire athletic department.
- Created a new JCU Sports App, funded by the Blue Gold Club.

STUDENT EXPERIENCE

- Created and facilitated a student athlete survey to evaluate all aspects of the student athlete experience in each sport.
- Athletic Trainers provided 3,879 treatments to In-Season, Out-of-Season, and Club Sport athletes
- Started facility upgrades: new stadium turf, upgraded stadium sound, new bleachers/lighting in the Johnson Natatorium, refinished basketball floor and renovated volleyball/softball locker room.

PERSONNEL

- Hired new Director of Recreation, Matt Clark.
- Created a new Director of Aquatics position to expand the responsibilities of the Head Men's and Women's Swimming and Diving coach.
- Named volleyball coach Michele Benoit as new Senior Woman Administrator.

SERVICE AND ACADEMIC ACHIEVEMENTS

- 5,959 service hours were completed by JCU student athletes.
- 38% of the student athletes were recognized for their academic excellence by earning GPA's above 3.25 or better after the fall 2018 semester.

COACHING HONORS

- Mark Fino and Staff - OAC Men's and Women's Swimming Coaching Staff of the Year
- Shaun Keenan - OAC Men's and Women's Tennis Coach of the Year
- Kyle Basista and Staff - OAC Women's Outdoor Track Coaching Staff of the Year
- Kyle Basista - USTFCCCA Regional Coach of the Year for Men's Outdoor Track & Field
- Jake Alexander - USTFCCCA Regional Assistant Coach of the Year for Men's Indoor Track & Field, Men's Outdoor Track & Field, and Women's Outdoor Track & Field

COMPETITIVE EXCELLENCE

- Fifth consecutive (9th overall) Ohio Athletic Conference Men’s All-Sports Trophy
- Matched best finish (1995-96) in the history of the Division III Learfield IMG College Directors’ Cup in 2018-19 by placing 31st out of 402 DIII institutions in the final standings.

13 OAC Championships

- Men’s Soccer regular season and tournament champions
- Women’s Basketball regular season and first tournament champions
- Men’s Swimming and Diving (3rd consecutive)
- Women’s Swimming and Diving (3rd consecutive)
- Women’s Tennis regular season and tournament champions (4th consecutive)
- Men’s Tennis regular season and tournament champions (4th consecutive)
- Men’s Lacrosse tournament champions
- Women’s Outdoor Track and Field champions (1st time in program history)
- Men’s Golf regular season champions

NCAA Qualifiers

In addition to OAC championship or runner up teams in men’s football, soccer, lacrosse, and tennis; and women’s basketball and tennis; individual members of the following teams qualified for NCAA championship tournaments:

- Men’s and Women’s Cross Country
- Men’s and Women’s Swimming
- Wrestling
- Men’s Indoor and Outdoor Track and Field – 5th place finish in NCAA Outdoor Track and Field
- Women’s Tennis
- Women’s Outdoor Track and Field

Total number of Student Athletes across all sports **762**
(Up from 742 in 2017-18)

Total number of unique student athletes **677**
(69% male; 31% female)

Total number of student athletes competing in 2 or more sports **85**

NEW GRAPH

All-Americans

- o Hayden Snow – 2-time National Champion in Men’s Long Jump Indoor and Outdoor Track and Field
- o Conner Bogard, Danny Disbrow, Jimmy Thomas and Drew Turner – Football All-Americans
- o Gwyn Ledrick, Forrest Campbell, Jackson Cooper, Adam Lenz and Matt Ramsey – All-American Swimmers
- o Lauren O’Malley – Tennis All-American
- o Jarrad Lasko – Wrestling All-American
- o Patrick Keohane – Baseball All-American
- o Hayden Snow, Nick Colby, Deven Ward, Garrett Clark, Cole Weirich – Track All-Americans

Academic 1st Team All-Americans

- o Lauren O’Malley – Women’s Tennis
- o Nick Colby – Men’s Track & Field
- o Gwyn Ledrick and Forrest Campbell –Swimming

Other Recognitions

- 17 Student Athletes were named as a special award winners in the OAC (Player of the Year, Rookie of the Year)
- 148 Student Athletes were named to All-OAC first, second or honorable mention teams
- 101 Student Athletes earned Academic All-OAC recognition with GPA’s over 3.5

Student Perspective



“*The connections and relationships that I have made with coaches, teammates, and administrators through athletics definitely played an integral role in the great experience I had at John Carroll University. As a sports management major, I enjoyed the opportunity to develop a close relationship with the Senior Athletic Director because she was able to teach me a lot through her various experiences and truly helped me to grow professionally. As a student-athlete at John Carroll, I experienced growth professionally, athletically, spiritually, and academically and developed my leadership skills as well.*”

- Jessica Cook, Class of 2019

LITURGICAL MUSIC and MUSICAL ARTS

OVERALL PARTICIPATION IN MUSIC ACADEMIC COURSES AND VOCAL/INSTRUMENTAL ENSEMBLES INCREASED 38% FROM 165 IN 2017-18 TO 227 IN 2018-19.

SPECIAL EVENTS/MUSIC COURSES

- The Inauguration of Dr. Michael Johnson as JCU's 25th President provided an opportunity to feature choral and instrumental music at the Inaugural Mass (combined with the annual Mass of the Holy Spirit) and the outdoor Inaugural Ceremony on Hamlin Quad.
- The musical *Godspell* produced by the department of Communications and Theatre Arts, with musical direction by Dr. Cynthia Caporella, received rave reviews from sell-out crowds in the Marinella Theatre.
- The Wind and Jazz Instrument Ensembles provided several concerts during the year, including a combined end-of-year program with featured tenor senior Josiah Jones-Ray.
- Fine Arts Music courses in voice and guitar, offered each semester, have been expanded to include a piano class. All of these courses are now core course options with Creative and Performing Arts designations (CAPA). The course *American Song: Broadway* continued to attract student interest and included a final performance in the Marinella Theatre.
- A new CAPA course in *World Music* will be offered in the fall, 2019 and has a full enrollment of 20 students.

LITURGICAL/SACRED MUSIC OFFERINGS

- A new liturgical ensemble, the JCU Chamber Winds, offered musical selections and accompanied the Liturgical Choir at four 9:00 PM liturgies during the 2018-19 academic year.
- The annual Sacred Music Concert on Palm Sunday featured Messaien's Quartet for the End of Time and the JCU Schola Cantorum performing the challenging 8-part *Lux Aeterna* by Edward Elgar.
- The Service of Readings and Music during Ignatian Heritage Week featured student and staff vocalists accompanied by Dr. Cynthia Caporella and an instrumental ensemble.



Student Perspectives



“When I first came to JCU, I was eager to make new friends and join different clubs, but I was hesitant to put myself out there. When I heard the Chapel Ensemble sing at the Mass of the Holy Spirit I knew I had to be a part of it. Since the first rehearsal, I have continued singing in the chapel ensemble, became a member of the Schola Cantorum Choir, and have performed in JCU's productions of Cabaret and Godspell.

Participation in Liturgical Music and Musical Arts has taught me to be adaptable. Depending on the size of the group and the members of the group, I had to be able to switch to and from tenor and bass, and I had to learn new songs and harmonies sometimes in less than an hour before a liturgy. This examples and many more show the frequency of change in music, and teach valuable lessons of preparedness and adaptability. We all like to close ourselves off from other people, interests, schools of thought, ideologies, etc. but participation in LMMA brings together students from all walks of life with various stories and experiences, and it benefits everyone, allowing us to grow as students and individual members of society.”

- Alex Rajakovich, Class of 2021

STUDENT HEALTH and WELLNESS CENTER

HIGHLIGHTS

SERVING STUDENT NEEDS WITH IMPROVED EFFICIENCY AND ACCURACY

- Utilized a new electronic medical record, which allowed all freshman and new transfer students to successfully complete their medical forms online, improving accuracy and efficiency in the health information collected while maintaining confidentiality.
- Worked closely with JCU IT and Cleveland Clinic IT to establish an online ExpressCare app that is now working smoothly as an alternative way to provide healthcare at the health center.
- Hired a new nutritionist and registered dietitian, which led to reshaping and improving intake of students at the nutrition clinic. 65 unique students participated in 84 visits with the nutritionist.

WELLNESS ON CAMPUS

- Promoted healthy living education at the Annual Wellness Fair with free healthy snacks, products, testing and giveaways. Over 600 students and JCU employees attended the event.
- Re-established The Women's Wellness Clinic on campus with five clinics providing care to 45 students.
- The Cuyahoga Board of Health provided four free, confidential HIV/STD testing clinics to 127 students on campus.
 - o 42% of the students completed and returned evaluation surveys regarding the clinics.
 - o 98.1% of the survey respondents agreed that the clinic gave valuable advice, care and treatment and that they would refer other students to the clinic.



TOP FIVE MONTHS FOR VISITS

September (453)
 November (369)
 October (338)
 February (290)
 April (254)

By the Numbers

Total Client Visits

2,833

Unique Clients

1,010

Female 56.5%

Male 43.5%

Students of Color 10.6%

First Year 34.1%

Sophomore 26.8%

Juniors 29.5%

Seniors 34.1%

Graduate Students,
Faculty and Staff 2.5%

TOP REASONS FOR VISITS

Weekly Chair Massages
564

Physician Visits
458

Van Runs
286

Flu Injections
245

Lab Tests
173

STD/HIV Clinic
127

Allergy Infections
117

TB Tests
104

Nutritional Visits
84

Referrals to area
health clinics
56

Student Perspective



“The staff at the health center has had a really positive impact on my experience here at John Carroll. They all made me feel like I was a part of an important community on campus. They made me feel welcome and taken care of at all times. It was also a great learning experience to be able to work in an office and fulfill my duties but also learn from the nurses themselves.”

- Alexis Bifro, Class of 2019

VIOLENCE PREVENTION + ACTION CENTER

PROGRAMMING ON VIOLENCE PREVENTION/REPORTING

Day of Remembrance:

- Sponsored first annual Day of Remembrance in honor of those who lost their lives due to Domestic Violence.
- Participants remained silent for the entire day and a reflection session was held in the evening to debrief and to create a call to action to put an end to domestic violence and unhealthy relationships.

Purple Light Nights:

- Partnered with several offices and departments across campus to display purple lights to honor survivors of domestic violence and to declare that violence has no place in our community.

White Ribbon Campaign: November 16, 2018:

- Partnered with ROTC, JCUPD, the Office of Residence Life, and Fraternity members to hand out White Ribbons to men, encouraging them to stand up to violence against women.
- Information was provided about how men can help and get involved in the violence prevention movement.

Stalking Awareness Month: January, 2019:

- Educated students about safety planning, unhealthy relationship behaviors, stalking, and cyberstalking via atrium tabling and social media.

Sexual Assault Awareness Month: April, 2019:

- Educated students through a “Snacks for Facts” tabling event held in the Student Center Atrium on Start by Believing Day.
- Students were asked to take a pledge to support survivors of sexual violence by believing them and were asked to display a “Start by Believing” sticker in honor of those who have been victimized.

FACILITATING TRAINING AND PROMOTING RESOURCES

NCAA Trainings on Sexual Violence- Escalation:

- About 700 student athletes and coaches completed trainings on sexual violence, unhealthy relationships, and provided information on resources.

Results from the evaluations on the NCAA trainings

QUESTION	STRONGLY AGREED	AGREED OR STRONGLY AGREED
I have a better understanding of the warning signs of an unhealthy relationship	64%	96%
I would be willing to intervene to help a friend if I observe signs of an unhealthy relationship	60%	96%
I know what resources are available to support someone who is experiencing an unhealthy relationship	58%	95%
I found this program to be engaging	54%	93%

Catalyst Bystander Engagement Trainings: February, 2019:

- 678 first-year students were trained throughout the month of February on how to be catalyst bystanders in the John Carroll Community.
- Partnered with Health Promotion and Wellness as well as Peer Health Advocates to successfully facilitate these programs.

Purposeful Partnerships

- Starting in the Spring of 2019, Cleveland Rape Crisis Center (CRCC) began hosting office hours one day a week in the VPAC office, offering free and confidential services for students needing support with interpersonal violence issues/concerns.
- Partnered with CRCC to facilitate classroom presentations that focused on educating students on interpersonal violence.
- VPAC Program Coordinator met with the Director of the Boler Professional Development program to discuss sexual harassment training options for student participating in internships.
- The VPAC Program Coordinator met with representatives from eight student organizations to share information on interpersonal violence that would be relevant to that specific student group.

Student Perspective



“The Violence Prevention and Action Center has given me a place to feel that my safety matters. It has created for me hope that John Carroll will help all those who were unfortunate enough to have an experience of violence and provide so many options to find the support one may need.”

- Autumn Franz, Class of 2020

By the Numbers

There was a total of **4,760 attendees including 52 staff members** at VPAC-sponsored programs during the 2018-2019 academic year.

A total of **58 individual students** scheduled appointments with the VPAC Program Coordinator during the 2018-2019 academic year.

OFFICE OF RESIDENCE LIFE



OUTSTANDING WORK RECOGNIZED

- Inaugural recipient of the Skyfactor Benchworks **Assessment and Impact Award**. The award, given to only 4 residence life and housing programs nationally, recognizes institutions that are successfully using data to improve their housing programs, helping to retain students. The award was presented at the 2019 Association of College and University Housing Officers-International (ACUHO-I) annual conference in Toronto, Canada. John Carroll was acknowledged for:
 - o the high level of student learning achieved as a result of students' residential experience around personal interactions (i.e., meeting new people, resolving conflict, living cooperatively, and improving interpersonal relationships);
 - o the high level of student learning achieved through diverse interactions (interacting and learning from those who hold different identities and beliefs);
 - o the high level of satisfaction with the leadership and programming provided by their student staff members.
- Active participant in the Northeast Ohio Housing Officers (NEOHO) organization.
 - o Angela Aviquivil '19 was recognized as the *Sue Nickel-Schindewolf Resident Assistant of the Year* by NEOHO.
 - o At the 2019 *Mike Corr RA Conference* at Oberlin College, 12 student and professional staff members offered educational presentations. Of those presentations, four received "Top 10" honors and the presentation by Dave Meredith '21 and Joe Clark '21 was the second highest ranked presentation of the entire conference.

CONTINUOUS IMPROVEMENT OF RESIDENTIAL EXPERIENCE

- Introduced the Coordinator of Residential Education (CoRE) position to increase focus on and explore potential expansion of the Living-Learning Communities (LLCs). In addition to responsibilities for overseeing Campion and Hamlin Halls, the CoRE worked to strengthen the relationships and collaboration with faculty partners and to increase LLC-specific programming.
- In collaboration with Fraternity and Sorority Life, Residence Life leadership convened a group of fraternity and sorority leaders to envision the future of Greek-housing on campus. Recommendations will be reviewed for implementation in fall 2020.
- The STEM Living Learning Community saw continued growth in supporting students in connecting their in-class and out-of-class learning. The students, Residence Life staff, and STEM faculty gathered for meals throughout the year, engaged in conversations about life after college with STEM alumni panels, and increased formal and informal support for students' academic success and test preparation. Additionally, the first cohort of S-STEM MIRRORS Scholars lived in community in the STEM LLC. An integral component of the National Science Foundation grant, the shared living experience complemented their academic and advising experience.

Student Perspective



“Through my residential experience I have made lifelong friends, and have learned what a true leader looks like. At first, I was scared to move onto campus. I was even more worried about how I would be treated being the only Hispanic on the floor. I know now today that I was completely wrong, the environment was nothing but friendly. I also learned a lot from my neighbors, I have made so many friends with different beliefs, sexual orientations, and many different life experiences that have helped me realize in reality that we all worry and all are different in various ways.”

- Jessica Armanis Garcia, Class of 2022



By the Numbers

▶ The Office of Residence Life participates annually in the **Skyfactor Benchworks Resident Student Satisfaction Survey**. The assessment focuses on the learning and satisfaction achieved by residential students as a result of their experience. According to the 2018-2019 data, the residential student experience received (on a 7-point Likert scale):

5.42 in Overall Program Effectiveness 5.62 in Overall Program Learning 5.65 in Overall Program Satisfaction

When compared to external benchmarks, John Carroll's achievement in these areas surpasses all institutional comparator groups including six selected comparator institutions, institutions in our Carnegie classification, and ALL institutions nationally who participated in the assessment.

Also of note, the residential students reported the following levels of learning and satisfaction for key factors (on a 7-point Likert scale):

6.29 in Satisfaction: Student Staff	5.98 in Satisfaction: Community Environment
6.23 in Satisfaction: Safety and Security	6.14 in Learning: Sense of Community
6.20 in Satisfaction: Roommate Interactions	5.92 in Learning: Personal Interactions

▶ **The Skyfactor Benchworks Student Staff Assessment** focuses on the learning and satisfaction achieved by the Resident Assistants as a result of their experience. According to the 2018-2019 data, the Resident Assistant program achieved (on a 7-point Likert scale):

5.98 in Overall Program Effectiveness 5.97 in Overall Program Learning 5.98 in Overall Program Satisfaction

When compared to external benchmarks, John Carroll's achievement in these areas surpasses all institutional comparator groups including six selected comparator institutions, institutions in our Carnegie classification, and ALL institutions nationally who participated in the assessment.

Also of note, the Resident Assistants reported the following levels of learning and satisfaction for key factors (on a 7-point Likert scale):

6.41 in Learning: Diverse Interactions	6.13 in Learning: Self-Knowledge and Skills
6.20 in Satisfaction: Management Skills of Supervisor	6.12 in Learning: Practical Competence
6.17 in Learning: Personal Competence	6.11 in Satisfaction: Supervisor Supporting Student Staff
6.15 in Learning: Empathy	6.10 in Satisfaction: Job Expectations

Resident Feedback Survey (administered in November 2018)

The Resident Feedback Survey (RFS) is the annual Office of Residence Life mid-year assessment of the residential experience and the students' perception of their RAs performance.

Programming

- 83%** (497) of respondents indicated they've attended floor programs
- 52%** attended 1-2 programs
- 38%** attended 3-4 programs
- 77%** believe the quantity of programs are either good or very good

- 81%** either agree or strongly agree that by attending programs, they have met people on the floor and developed relationships with them
- 90%** either agree or strongly agree that by attending programs, they have learned about different resources on campus
- 91%** either agree or strongly agree that the programs they attended interested them.

