



# Elevator Interior

STANDARD SELECTION CATALOGUE



# ABOUT US

ESTABLISHED IN 1986, K ELEVATOR CABS LTD. WAS THE FIRST SOLELY DEDICATED ELEVATOR INTERIOR COMPANY IN ONTARIO. SINCE OUR INCEPTION, K-ELEVATOR HAS BEEN COMMITTED TO DELIVERING EXCEPTIONALLY DESIGNED ELEVATORS THAT DON'T SACRIFICE FORM FOR FUNCTION. WITH CUSTOMER SERVICE THAT IS UNSURPASSED AND VALUE PRICING FOR EVERY LEVEL OF INTERIOR, WE ARE ESTABLISHED AS THE INDUSTRY LEADER.

K ELEVATOR CABS HAS CONTINUED TO EVOLVE OVER THE YEARS. WE ARE ALWAYS AHEAD OF THE CURVE WITH REGARDS TO INNOVATION, FOCUSSING ON CUSTOMER NEEDS. ONE OF THESE INNOVATIONS IS PROVIDING THE INDUSTRY WITH THE LIGHTEST CAB INTERIOR AVAILABLE. IN ADDITION WE USE TECHNOLOGY TO OUR ADVANTAGE: THE USE OF CAD MODELING SOFTWARE FOR FAST TURNOVER OF APPROVAL DRAWINGS AND A PROJECT TRACKING PROGRAM TO ALLOW US TO RETRIEVE PROJECT INFORMATION INSTANTLY.

PROVIDING DESIGN TO BUILD SERVICES THROUGHOUT CANADA AND NORTH-WEST USA. WE OFFER OPTIONS TO PROVIDE COMPLETE PROFESSIONAL INSTALLATION SERVICES IN SELECTED AREAS, OR DO-IT-YOURSELF PACKAGES FOR YOU TO INSTALL. OUR SELF INSTALL PACKAGES ARE THE FASTEST, LIGHTEST AND EASIEST IN THE INDUSTRY!

# THE PROCESS

## INITIAL COMMUNICATION:

- REACH OUT TO US EITHER BY EMAIL OR TELEPHONE  
[INFO@K-ELEVATOR.COM](mailto:INFO@K-ELEVATOR.COM)  
905.837.2043
- ONE OF OUR ACCOUNT MANAGERS WILL WELCOME YOU AND GATHER YOUR SPECIFIC ACCOUNT INFORMATION AND GUIDE YOU THROUGH THE NEXT STEPS

## NEXT STEPS:

1. SELECT AN INTERIOR FROM ONE OF THE FOLLOWING
  - A. FROM OUR STANDARD LINE – FOLLOWING PAGES
  - B. CONSULT WITH OUR DESIGNER TO DEVELOP A CUSTOM LOOK
  - C. INSTRUCT YOUR INTERIOR DESIGNER TO WORK WITH US
2. K ELEVATOR SUBMITS QUOTE TO YOU
3. PURCHASE ORDER RECEIVED BY K ELEVATOR
  - A. DEPOSIT INVOICE SENT – TERMS: IMMEDIATE
4. COMPLETE ELEVATOR SURVEY
  - A. FOR PACKAGES – COMPLETED AND SUBMITTED TO K ELEVATOR BY PURCHASER
  - B. K ELEVATOR INSTALL – WE WILL ARRANGE TO COMPLETE THE SURVEY BY OUR PERSONNEL
5. APPROVAL DRAWINGS COMPLETED AND SUBMITTED TO PURCHASER
6. PURCHASER APPROVES DRAWINGS
7. GO TO PRODUCTION – TYPICALLY 6-8 WEEKS FROM APPROVALS, SUBJECT TO CHANGE
8. INTERIOR READY:
  - A. PACKAGE INSTALL: ARRANGE SHIPPING WITH PURCHASER – EITHER RAIL OR TRUCK
  - B. K ELEVATOR INSTALL: OUR PROJECT COORDINATOR WILL BE IN CONTACT TO SCHEDULE INSTALL
9. INVOICE
  - A. PACKAGE INSTALL: INVOICE SENT UPON SHIPMENT
  - B. K ELEVATOR INSTALL: INVOICE UPON COMPLETION OF EACH INTERIOR

# THE LINE-UP

*CLICK ON IMAGE FOR MORE INFORMATION*

## VERTICAL SERIES



VX-1



VXM-2



SV-1



SVM-2



SVM-3

## HORIZONTAL SERIES



HX-1



HXM-2



HXM-3



HXM-4

## TRANSITIONAL SERIES



HVX-1



HVX-2



HVX-3

# VX-1

BACK TO LINE-UP

## ABOUT THE VX-1

THE VX-1 IS A VALUE BASED INTERIOR FOR THOSE WHO WANT TO UPDATE AN EXISTING ELEVATOR WITH NEW FINISHES BUT KEEP WITHIN A BUDGET. IT'S A GREAT OPTION TO PROVIDE A BRAND NEW LOOK WITH THE NEW PLASTIC LAMINATE AND STAINLESS STEEL DETAILS

## HIGHLIGHTS:

- ABSOLUTELY THE LIGHTEST INTERIOR ON THE MARKET
- FASTEST INSTALLATION
- STANDARD RANGE OF PLASTIC LAMINATE PANEL FINISHES
  - FOR A MORE RUGGED APPLICATION SELECT A PATTERNED STAINLESS STEEL (SEE FINISHES)
- STANDARD STAINLESS STEEL "J" TRIM PANELS FRAMES
  - ALSO AVAILABLE WITH PLASTIC LAMINATE EDGE BANDING
- STANDARD STAINLESS STEEL REVEALS

## HANDRAILS:

STANDARD - 1.5" ROUND OR 1/4" X 2" FLAT SOLID STAINLESS STEEL

## CEILINGS:

SELECT FROM OPTIONS BELOW




*Provident (\$)*

Aluminum Frame w/ Lexan  
Standard LED - Tube light fixtures



*Transcend (\$\$)*

Aluminum Frame w/ SSTL Panels  
Standard LED - MR16 Warm Light



*Eclipse (\$\$\$)*

Frameless w/ SSTL panels  
Standard LED - MR16 Warm Light



# VXM-2

BACK TO LINE-UP

## ABOUT THE VXM-2

THE VXM-2 IS AN EXTENSION OF THE VX-1 WITH THE ADDITION OF A MIRROR. ALTHOUGH THE MIRROR IS AN UPGRADE IT'S STILL A GREAT OPTION TO PROVIDE A BRAND NEW LOOK AT A VALUE ADDED PRICE

## HIGHLIGHTS:

- STANDARD CLEAR ONE PIECE MIRROR ADDS ESTHETICS AS WELL AS ADDED SECURITY
  - ALSO AVAILABLE IN BRONZE OR GREY TINT
- STANDARD RANGE OF PLASTIC LAMINATE PANEL FINISHES
  - FOR A MORE RUGGED APPLICATION SELECT A PATTERNED STAINLESS STEEL (SEE FINISHES)
- STANDARD STAINLESS STEEL "J" TRIM PANELS FRAMES
  - ALSO AVAILABLE WITH PLASTIC LAMINATE EDGE BANDING
- STANDARD STAINLESS STEEL REVEALS

## HANDRAILS:

STANDARD - 1.5" ROUND OR 1/4" X 2" FLAT SOLID STAINLESS STEEL

## CEILINGS:

SELECT FROM OPTIONS BELOW




*Provident (\$)*

Aluminum Frame w/ Lexan  
Standard LED - Tube light fixtures



*Transcend (\$\$)*

Aluminum Frame w/ SSSL Panels  
Standard LED - MR16 Warm Light



*Eclipse (\$\$\$)*

Frameless w/ SSSL panels  
Standard LED - MR16 Warm Light



# SV-1

BACK TO LINE-UP

## ABOUT THE SV-1

THE SV-1 ADDS SOME MORE STYLE TO THE TRADITIONAL FULL LENGTH PANEL DESIGN BY SEPARATING THE PANELS AT THE HANDRAIL HEIGHT WITH 6" STAINLESS STEEL HANDRAIL BAND. THIS 14 PANEL DESIGN FITS THE NEEDS OF MANY SITUATIONS

## HIGHLIGHTS:

- STANDARD RANGE OF PLASTIC LAMINATE PANEL FINISHES
  - FOR A MORE RUGGED APPLICATION SELECT A PATTERNED STAINLESS STEEL (SEE FINISHES)
- STANDARD STAINLESS STEEL "J" TRIM PANELS FRAMES
  - ALSO AVAILABLE WITH PLASTIC LAMINATE EDGE BANDING
- STANDARD STAINLESS STEEL REVEALS

## HANDRAILS:

STANDARD – 1.5" ROUND OR 1/4" X 2" FLAT SOLID STAINLESS STEEL

## CEILING:

SELECT FROM OPTIONS BELOW




*Provident (\$)*

Aluminum Frame w/ Lexan  
Standard LED – Tube light fixtures



*Transcend (\$\$)*

Aluminum Frame w/ SSSL Panels  
Standard LED – MR16 Warm Light



*Eclipse (\$\$\$)*

Frameless w/ SSSL panels  
Standard LED – MR16 Warm Light



# SVM-2

BACK TO LINE-UP

## ABOUT THE SVM-2

SIMILAR TO THE SV-1 WITH THE ADDITION OF A REAR CLEAR MIRROR PANEL ADDS SOME MORE STYLE TO THE TRADITIONAL FULL LENGTH PANEL DESIGN BY SEPARATING THE PANELS AT THE HANDRAIL HEIGHT WITH 6" STAINLESS STEEL HANDRAIL BAND

## HIGHLIGHTS:

- STANDARD CLEAR ONE PIECE MIRROR
  - ALSO AVAILABLE IN BRONZE OR GREY TINT
- STANDARD RANGE OF PLASTIC LAMINATE PANEL FINISHES
  - FOR A MORE RUGGED APPLICATION SELECT A PATTERNED STAINLESS STEEL (SEE FINISHES)
- STANDARD STAINLESS STEEL "J" TRIM PANELS FRAMES
  - ALSO AVAILABLE WITH PLASTIC LAMINATE EDGE BANDING
- STANDARD STAINLESS STEEL REVEALS

## HANDRAILS:

STANDARD - 1.5" ROUND OR 1/4" X 2" FLAT SOLID STAINLESS STEEL

## CEILINGS:

SELECT FROM OPTIONS BELOW




*Provident (\$)*

Aluminum Frame w/ Lexan  
Standard LED - Tube light fixtures



*Transcend (\$\$)*

Aluminum Frame w/ SSSL Panels  
Standard LED - MR16 Warm Light



*Eclipse (\$\$\$)*

Frameless w/ SSSL panels  
Standard LED - MR16 Warm Light



# SVM-3

BACK TO LINE-UP

## ABOUT THE SVM-3

SIMILAR TO THE SV-2 WITH THE ADDITION OF A REAR AND SIDE WALL CLEAR MIRROR PANELS ADDS SOME MORE STYLE AND DEPTH TO THE TRADITIONAL PANEL DESIGN BY SEPARATING THE PANELS AT THE HANDRAIL HEIGHT WITH 6" STAINLESS STEEL HANDRAIL BAND

## HIGHLIGHTS:

- STANDARD CLEAR ONE PIECE MIRROR
  - ALSO AVAILABLE IN BRONZE OR GREY TINT
- STANDARD RANGE OF PLASTIC LAMINATE PANEL FINISHES
  - FOR A MORE RUGGED APPLICATION SELECT A PATTERNED STAINLESS STEEL (SEE FINISHES)
- STANDARD STAINLESS STEEL "J" TRIM PANELS FRAMES
  - ALSO AVAILABLE WITH PLASTIC LAMINATE EDGE BANDING
- STANDARD STAINLESS STEEL REVEALS

## HANDRAILS:

STANDARD – 1.5" ROUND OR 1/4" X 2" FLAT SOLID STAINLESS STEEL

## CEILINGS:

SELECT FROM OPTIONS BELOW




*Provident (\$)*

Aluminum Frame w/ Lexan  
Standard LED – Tube light fixtures



*Transcend (\$\$)*

Aluminum Frame w/ SSTL Panels  
Standard LED – MR16 Warm Light



*Eclipse (\$\$\$)*

Frameless w/ SSTL panels  
Standard LED – MR16 Warm Light



# HX-1

BACK TO LINE-UP

## ABOUT THE HX-1

THE HX-1 IS A VALUE BASED INTERIOR WITH A SLIGHTLY MORE MODERN LOOK AS A HORIZONTAL LAYOUT. FOR THOSE WHO WANT TO UPDATE AN EXISTING ELEVATOR WITH NEW FINISHES BUT KEEP WITHIN A BUDGET. IT'S A GREAT OPTION TO PROVIDE A BRAND NEW LOOK WITH THE NEW PLASTIC LAMINATE AND STAINLESS STEEL DETAILS

## HIGHLIGHTS:

- ABSOLUTELY THE LIGHTEST INTERIOR ON THE MARKET
- FASTEST INSTALLATION
- STANDARD RANGE OF PLASTIC LAMINATE PANEL FINISHES
  - FOR A MORE RUGGED APPLICATION SELECT A PATTERNED STAINLESS STEEL (SEE FINISHES)
- STANDARD STAINLESS STEEL "J" TRIM PANELS FRAMES
  - ALSO AVAILABLE WITH PLASTIC LAMINATE EDGE BANDING

## HANDRAILS:

STANDARD - 1.5" ROUND OR 1/4" X 2" FLAT SOLID STAINLESS STEEL

## CEILING:

SELECT FROM OPTIONS BELOW




*Provident (\$)*

Aluminum Frame w/ Lexan  
Standard LED - Tube light fixtures



*Transcend (\$\$)*

Aluminum Frame w/ SSTL Panels  
Standard LED - MR16 Warm Light



*Eclipse (\$\$\$)*

Frameless w/ SSTL panels  
Standard LED - MR16 Warm Light



# HXM-2

BACK TO LINE-UP

## ABOUT THE HXM-2

SIMILAR TO THE HX-1 WITH THE ADDITION OF SIDE WALL CLEAR MIRROR PANEL. THE MIRROR ENHANCES THE STYLE AND PROVIDES EXTRA SECURITY

### HIGHLIGHTS:

- STANDARD CLEAR ONE PIECE MIRROR
  - ALSO AVAILABLE IN BRONZE OR GREY TINT
- STANDARD RANGE OF PLASTIC LAMINATE PANEL FINISHES
  - FOR A MORE RUGGED APPLICATION SELECT A PATTERNED STAINLESS STEEL (SEE FINISHES)
- STANDARD STAINLESS STEEL "J" TRIM PANELS FRAMES
  - ALSO AVAILABLE WITH PLASTIC LAMINATE EDGE BANDING
- STANDARD STAINLESS STEEL REVEALS

### HANDRAILS:

STANDARD – 1.5" ROUND OR 1/4" X 2" FLAT SOLID STAINLESS STEEL

### CEILINGS:

SELECT FROM OPTIONS BELOW




*Provident (\$)*

Aluminum Frame w/ Lexan  
Standard LED – Tube light fixtures



*Transcend (\$\$)*

Aluminum Frame w/ SSTL Panels  
Standard LED – MR16 Warm Light



*Eclipse (\$\$\$)*

Frameless w/ SSTL panels  
Standard LED – MR16 Warm Light



# HXM-3

BACK TO LINE-UP

## ABOUT THE HXM-3

SIMILAR TO THE HXM-2 A REAR WALL CLEAR MIRROR PANEL HAS BEEN INSERTED LEAVING THE SIDEWALL PANELS WITH THE SELECTED WALL FINISH. THIS ALSO ADDS STYLE AND SECURITY.

## HIGHLIGHTS:

- STANDARD CLEAR ONE PIECE MIRROR
  - ALSO AVAILABLE IN BRONZE OR GREY TINT
- STANDARD RANGE OF PLASTIC LAMINATE PANEL FINISHES
  - FOR A MORE RUGGED APPLICATION SELECT A PATTERNED STAINLESS STEEL (SEE FINISHES)
- STANDARD STAINLESS STEEL “J” TRIM PANELS FRAMES
  - ALSO AVAILABLE WITH PLASTIC LAMINATE EDGE BANDING
- STANDARD STAINLESS STEEL REVEALS

## HANDRAILS:

STANDARD – 1.5” ROUND OR 1/4” X 2” FLAT SOLID STAINLESS STEEL

## CEILINGS:

SELECT FROM OPTIONS BELOW




*Provident (\$)*

Aluminum Frame w/ Lexan  
Standard LED – Tube light fixtures



*Transcend (\$\$)*

Aluminum Frame w/ SSSL Panels  
Standard LED – MR16 Warm Light



*Eclipse (\$\$\$)*

Frameless w/ SSSL panels  
Standard LED – MR16 Warm Light



# HXM-4

BACK TO LINE-UP

## ABOUT THE HXM-4

A VERSION OF HX-1 WITH THE ADDITION OF CLEAR MIRROR MID-PANELS. WHICH ADDS SOME DEPTH AND SECURITY. AGAIN, THE PANELS ARE SEPARATED AT THE HANDRAIL HEIGHT WITH 6" STAINLESS STEEL HANDRAIL BAND

## HIGHLIGHTS:

- STANDARD CLEAR MIRROR
  - ALSO AVAILABLE IN BRONZE OR GREY TINT
- STANDARD RANGE OF PLASTIC LAMINATE PANEL FINISHES
  - FOR A MORE RUGGED APPLICATION SELECT A PATTERNED STAINLESS STEEL (SEE FINISHES)
- STANDARD STAINLESS STEEL "J" TRIM PANELS FRAMES
  - ALSO AVAILABLE WITH PLASTIC LAMINATE EDGE BANDING
- STANDARD STAINLESS STEEL REVEALS

## HANDRAILS:

STANDARD – 1.5" ROUND OR 1/4" X 2" FLAT SOLID STAINLESS STEEL

## CEILINGS:

SELECT FROM OPTIONS BELOW




*Provident (\$)*

Aluminum Frame w/ Lexan  
Standard LED – Tube light fixtures



*Transcend (\$\$)*

Aluminum Frame w/ SSSL Panels  
Standard LED – MR16 Warm Light



*Eclipse (\$\$\$)*

Frameless w/ SSSL panels  
Standard LED – MR16 Warm Light



# HVX-1

BACK TO LINE-UP

## ABOUT THE HVX-1

THE HVX-1 IS A BLEND OF VERTICAL AND HORIZONTAL PANELS GIVING A MORE REFINED LOOK. THIS DESIGN WOULD BE CONSIDERED “TRANSITIONAL” IN DÉCOR, AS IT COMBINES THE TRADITIONAL WITH A MORE MODERN FLAIR

## HIGHLIGHTS:

- STANDARD CLEAR MIRROR
  - ALSO AVAILABLE IN BRONZE OR GREY TINT
- STANDARD RANGE OF PLASTIC LAMINATE PANEL FINISHES
  - FOR A MORE RUGGED APPLICATION SELECT A PATTERNED STAINLESS STEEL (SEE FINISHES)
- STANDARD STAINLESS STEEL “J” TRIM PANELS FRAMES
- STANDARD STAINLESS STEEL REVEALS

## HANDRAILS:

STANDARD – 1.5” ROUND OR 1/4” X 2” FLAT SOLID STAINLESS STEEL

## CEILING:

SELECT FROM OPTIONS BELOW




*Provident (\$)*

Aluminum Frame w/ Lexan  
Standard LED – Tube light fixtures



*Transcend (\$\$)*

Aluminum Frame w/ SSSL Panels  
Standard LED – MR16 Warm Light



*Eclipse (\$\$\$)*

Frameless w/ SSSL panels  
Standard LED – MR16 Warm Light



# HVX-2

BACK TO LINE-UP

## ABOUT THE HVX-2

SIMILAR TO THE HVX-1 WITH THE ADDITION OF A REAR WALL MIRROR AND BACK PAINTED GLASS PANELS IN THE CORNERS

### HIGHLIGHTS:

- STANDARD CLEAR ONE PIECE MIRROR
  - ALSO AVAILABLE IN BRONZE OR GREY TINT
- STANDARD BLACK OR WHITE BACK PAINTED GLASS
  - ALSO AVAILABLE IN CUSTOMER COLOUR
- STANDARD RANGE OF PLASTIC LAMINATE PANEL FINISHES
  - FOR A MORE RUGGED APPLICATION SELECT A PATTERNED STAINLESS STEEL (SEE FINISHES)
- STANDARD STAINLESS STEEL "J" TRIM PANELS FRAMES
- STANDARD STAINLESS STEEL REVEALS

### HANDRAILS:

STANDARD – 1.5" ROUND OR 1/4" X 2" FLAT SOLID STAINLESS STEEL

### CEILINGS:

SELECT FROM OPTIONS BELOW




*Provident (\$)*

Aluminum Frame w/ Lexan  
Standard LED – Tube light fixtures



*Transcend (\$\$)*

Aluminum Frame w/ SSSL Panels  
Standard LED – MR16 Warm Light



*Eclipse (\$\$\$)*

Frameless w/ SSSL panels  
Standard LED – MR16 Warm Light





# HVX-3

BACK TO LINE-UP

## ABOUT THE HVX-3

IN LINE WITH THE HVX SERIES THE HVX-3 COMBINES HORIZONTAL AND VERTICAL ELEMENTS. THE IS PARTICULAR DESIGN INCORPORATES A PATTERNED STAINLESS STEEL PANEL IN THE REAR CORNERS OF THE CAB, CLEAR MIRROR AND PLASTIC LAMINATE

## HIGHLIGHTS:

- STANDARD CLEAR ONE PIECE MIRROR
  - ALSO AVAILABLE IN BRONZE OR GREY TINT
- STANDARD BLACK OR WHITE BACK PAINTED GLASS
  - ALSO AVAILABLE IN CUSTOMER COLOUR
- STANDARD RANGE OF PLASTIC LAMINATE PANEL FINISHES
  - FOR A MORE RUGGED APPLICATION SELECT A PATTERNED STAINLESS STEEL (SEE FINISHES)
- STANDARD STAINLESS STEEL "J" TRIM PANELS FRAMES

## HANDRAILS:

STANDARD - 1.5" ROUND OR 1/4" X 2" FLAT SOLID STAINLESS STEEL

## CEILINGS:

SELECT FROM OPTIONS BELOW




*Provident (\$)*

Aluminum Frame w/ Lexan  
Standard LED - Tube light fixtures



*Transcend (\$\$)*

Aluminum Frame w/ SSSL Panels  
Standard LED - MR16 Warm Light



*Eclipse (\$\$\$)*

Frameless w/ SSSL panels  
Standard LED - MR16 Warm Light



# FINISHES

## LAMINATES

PLASTIC LAMINATE PROVIDES A LONG LASTING WEAR RESISTANT DECORATIVE FINISH. WITH A WIDE RANGE COLOURS AND PATTERNS. FROM WOODS GRAINS TO GRANITE THERE IS SOMETHING FOR ALL TASTES. GENERALLY WE PROVIDE SUPPLY WILSONART LAMINATES, HOWEVER HAVE PARTNERED WITH OTHER MAJOR BRANDS

SOME OF OUR MOST COMMON INCLUDE:

### WOODGRAINS:



RIVER CHERRY  
7937



BOARDWALK OAK  
7983



WILD CHERRY  
7054



STIRLING ASH  
7995



ASIAN NIGHT  
7949




MONTANA WALNUT  
7110


### STONE:



CIPOLLINO GRIGIO  
1882




CIPOLLINO BIANCO  
1881




MAGNATA  
1880



LARIO  
1891



CALCUTTA MARBLE  
4925



COTE D'AZUR NOIR  
5006



CLICK ON A LOGO TO BE DIRECTED TO THE SUPPLIER'S WEBSITE


# FINISHES

## PATTERNED STAINLESS STEEL


PATTERNED STAINLESS STEEL IS AN EXCELLENT OPTION WHEN A ROBUST SOLUTION IS REQUIRED OR EVEN AS A DECORATIVE ACCENT TO ADD EXTRA TEXTURE TO A DESIGN. THIS MATERIAL CAN BE USED IN PLACE OF PLASTIC LAMINATE IN ANY OF OUR DESIGNS OR EVEN SWITCH BETWEEN INDIVIDUAL PANELS. NOTE THAT PATTERN AND COLOUR PRICING VARIES BASED ON SELECTION

SOME OF OUR MOST POPULAR PATTERNS INCLUDE:


### NATURAL FINISH




5WL




2WL




12LG (Deco 8)



LINEN




SQUARES



10WG


### COLOURED FINISH



PIPPEN  
(SHOWN IN GOLD)




POPPY  
(SHOWN IN BLUE)



PEAU  
(SHOWN IN BLACK)



PEARL  
(SHOWN IN CHAMPAGNE)



CHECKS  
(SHOWN IN BLUE)



PEGASUS  
(SHOWN IN ROSY GOLD)



CLICK ON A LOGO TO BE DIRECTED TO THE SUPPLIER'S WEBSITE

# FINISHES

## STAINLESS STEEL

ADDITIONAL OPTIONS FOR THE STAINLESS STEEL IN IN YOUR CAB DESIGN CAN ALSO CHANGE AND INFLUENCE THE END RESULT OF LOOK OF YOUR CAB INTERIOR. OUR STANDARD IS ALWAYS A #4 BRUSHED STAINLESS STEEL

NOTE THAT PRICES VARY BASED ON COLOUR AND FINISH

### STAINLESS STEEL FINISHES:

#### BRUSHED FINISH



BRUSHED SILVER  
(STANDARD)



BRUSHED BLACK



BRUSHED GOLD



ROSE GOLD




BRONZE




NICKEL SILVER


#### MIRROR FINISH (PLEASE SEE PHYSICAL SAMPLES)




SILVER




BLACK




GOLD



ROSE



BRONZE



BLUE



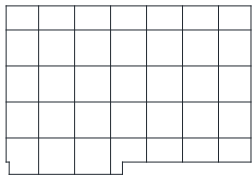
**Royal Decor**  
Leading Provider of Deco Stainless Steel

CLICK ON A LOGO TO BE DIRECTED TO THE SUPPLIER'S WEBSITE

# FLOORING

FOR THOSE AREAS WHERE K ELEVATOR IS PROVIDING INSTALLATION SERVICES, WE ALSO INCLUDE THE OPTION OF PROVIDING A NEW FLOOR TO COMPLIMENT YOUR NEW CAB INTERIOR FINISHES. ALTHOUGH THERE ARE THOUSANDS OF TILE AND VINYL OPTIONS AVAILABLE WE HAVE CHOSEN TO PARTNER WITH A SELECT FEW. THIS IS BECAUSE MOST OF THE PRODUCTS CARRIED BY OUR PARTNERS ARE STOCKED AND EASY TO ACCESS, THE FIRST THING TO DO IS SELECT THE TYPE OF FLOORING YOU WANT AND THEN CHOOSE A PATTERN THAT COMPLIMENTS YOUR STYLE OF CAB

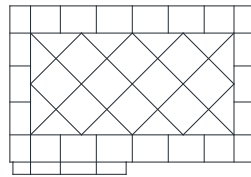
## FLOORING STYLES – MOST AVAILABLE IN PORCELAIN OR VINYL



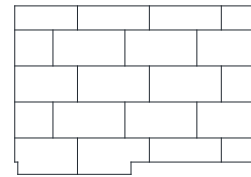
12x12  
STANDARD SQUARE




12x24  
STANDARD SQUARE



BORDER WITH  
COMPOUND



12x24  
OFFSET



VINYL SHEET

## STANDARD FLOORING – CLICK TO VIEW PRODUCT INFORMATION

Porcelain  
REGAL Series

Vinyl - Sheet  
ALTRO Walkway

Vinyl - Sheet  
FORBO - Marmoleum

Vinyl - Tiles  
ALTRO Lavencia

## OUR PARTNERS – CLICK LOGO TO VIEW COMPLETE LINE OF PRODUCTS

olympiatile+stone<sup>®</sup>



forbo

FLOORING SYSTEMS


# ACCESSORIES

NOW THAT YOU HAVE SELECTED YOUR STYLE OF CAB AND FINISHES, IT'S TIME TO DECIDE ON SOME POTENTIAL ACCESSORIES FOR YOUR INTERIOR.

## PROTECTION PADS

PROTECTION PADS ARE A GREAT INVESTMENT TO HELP ENSURE YOUR NEW CAB INTERIOR REMAINS AS GOOD AS IT DID FROM THE DAY IT WAS INSTALLED! ALL OUR PADS MEET THE CURRENT ELEVATOR CODE WITH REGARDS TO FLAME SPREAD AND SMOKE DEVELOPMENT AND ARE MADE FROM DURABLE TREATED CANVAS. ALL ARE MADE CUSTOM TO THE SIZE OF YOUR CAB INTERIOR

COLOUR SELECTIONS – TAUPE, ROYAL BLUE & GREY



## NOTICE HOLDERS

NOTICE HOLDERS ARE A GREAT WAY TO KEEP TENANTS OR CLIENTS UP TO DATE WITH INFORMATION REGARDING YOU BUILDING. OUR NOTICE HOLDERS ARE MADE WITH STAINLESS STEEL AND ARE LOCKABLE TO AVOID TAMPERING. WE STOCK SIZES THAT HOLD STANDARD 8.5"x11" (SINGLE) AND 11"x17" (DOUBLE). CUSTOM SIZES ARE ALSO AVAILABLE.







## K ELEVATOR CABS LTD.

929 Brock Rd  
Pickering, ON  
Head Office: 905.837.2043  
Email: [info@k-elevator.com](mailto:info@k-elevator.com)

