



2024

Kansas Freedom Index

Who votes for and against economic and education freedom in Kansas?



FACT BOOK

WWW.KANSASPOLICY.ORG | WWW.KANSASOPENGOV.ORG

INTRODUCTION

An informed citizenry is an essential element of maintaining a free society. Having a deeper understanding of how legislation impacts student-focused education, economic freedom and the constitutional principles of individual liberty and limited government allows citizens to better understand the seen and often unseen consequences of legislative issues.

The Freedom Index is intended to provide educational information to the public about broad economic and education issues that are important to the citizens of our State. It is the product of nonpartisan analysis, study and research and is not intended to directly or indirectly endorse or oppose any candidate for public office.

Economic freedom is not about party affiliations or labels like liberal, moderate or conservative. Rather, it is about a philosophical belief in the role of government. The filters are not 'D' and 'R,' but 'E,' 'L' and 'C.' Some citizens have a strong philosophical belief in an **Expanding** government, while others are grounded in a strong philosophical belief in **Limited** government. And, there are some citizens

for whom the primary litmus test is more **Circumstantial** rather than a strong philosophical belief about the role of government.

Government also is the dividing line on education issues. Debates on school choice issues, for example, often come down to whether the interests of individual students or school districts should prevail.

METHODOLOGY

Legislative action in the Kansas House and Senate, whether in the form of final action or some of the many important steps along the way, are selected for inclusion in the Kansas Freedom Index based on the impact the proposed legislation has on student-focused education issues, the free market and the constitutional principles of individual liberty and limited government. Selections were included in the Index to provide educational information about broad economic and education issues. The Index is the product of nonpartisan analysis, study and research; it is not intended to directly or indirectly endorse or oppose any candidate for public office.

Since the current legislature cannot bind future legisla-

tures, it cannot be said with absolute certainty that, for example, a net tax reduction planned for future years will actually take place. Thus, we will only consider the fiscal impact of multi-year phase-ins within the current budget cycle. Legislation that increases tax or fee revenue outside the current budget cycle, however, will be counted to avoid attempts to ‘game’ the system and never having tax increases scored because they fall outside the current budget cycle.

Each legislator’s vote, or failure to vote, is assigned points from one of two tiers based on the criteria on the following pages, with points assessed to each legislator based upon his or her vote. A vote in support of individual liberty, limited government, free markets and student-focused education will receive positive points; a vote opposed to those principles will receive negative points. A vote of Present or Not Voting will be awarded zero points. For example, consider a bill creating a new licensing board that requires dog groomers to pay a small fee and meet state requirements to operate. The Economic Freedom Index would be scored as follows: negative one (-1) for creation of the licensing board and negative one

(-1) for creating a new fee; total score assigned would be negative two (-2). A legislator voting against this bill would be awarded positive two (+2) points. Conversely, a legislator voting for the bill would be awarded negative two (-2) points.

A positive cumulative score indicates that a legislator generally supported freedom, while a negative cumulative score indicates that a legislator generally opposed freedom. A score of zero indicates that a legislator was generally neutral on freedom. The cumulative score only pertains to the specific votes included in the Kansas Freedom Index and should not be interpreted otherwise. A different set of issues and/or a different set of circumstances could result in different cumulative scores.

Tier 1 – Three points awarded for each applicable criteria which has a major impact on the functioning of student-focused education, free markets or the constitutional principles of individual liberty and limited government.

1. Does it create or eliminate an agency, program or function of government? Does it attempt to prevent the consolidation of multiple agencies? Consolidation

of multiple agencies into a new agency is not considered creation of an agency for this purpose.

(Streamlining Government)

2. Does it remove or give the government new power to prohibit or restrict activities in the free market? Examples may include licensing requirements and other restrictions on legal business practices.
(Transparency/Free Markets)
3. Is it hostile to the concepts set forth in the U.S. Constitution? Does it protect the idea of Federalism as set forth in the 10th Amendment? Does it restrict property, speech, gun or other constitutionally-recognized rights or freedoms? Does it adhere to the electoral system, balance of power, and checks and balances provided for in the Constitution?
(Constitutional Structure)
4. Is it supportive of or hostile to the Separation of Powers doctrine? *(Separation of Powers)*
5. Does it have a major positive or negative impact on the overall tax burden? *(Tax Burden)*
6. Does it hold government accountable by making services

more accessible and/or preserve or improve quality at the same or a better price? Conversely, does it prevent such circumstances by favoring the interest of government employees over taxpayers? *(Transparency & Efficiency)*

7. Does it reaffirm basic legal rights or otherwise protect citizens from judicial activism? *(Separation of Powers)*
8. Does it enhance or restrict citizen input on the selection of judges? *(Judicial Selection/Judicial Approval)*
9. Does it have a major impact on student-focused educational opportunities? *(Student-Focused)*
10. Does it create a student-focused school funding system that holds schools accountable for outcomes or does it perpetuate a system that produced unacceptable results? *(School Funding)*
11. Does it restore spending to the Legislature's appropriations process or does it remove spending authority from the Legislature's appropriations process?
(Legislative Process)
12. Does it prevent agencies or individuals from obligating the state to actions or expenditures without Legislative approval or does it allow agencies or

individuals to obligate the state to actions or expenditures without Legislative approval?

(Legislative Process)

13. Does it contract or expand government-provided health care? *(Medicaid Expansion)*
14. Does it change tax policy for the improvement or detriment of economic growth and job creation? *(Economy)*
15. Does it impact the ability of government employees to complete their work free from coerced political influence, exercise an individual right on issues related to terms of employment, collective bargaining, etc. *(Employee Freedom)*
16. Does it have a major impact on private property rights? *(Property Rights)*
17. Does it preserve, enhance, or diminish the integrity of the election process? *(Electoral Integrity)*

Tier 2 – One point awarded for each applicable criteria which has an important, but less significant, impact on the functioning of free markets or the constitutional principles of individual liberty, limited government.

1. Does it redistribute income, or use tax policy or other incentives to reward specific interest groups, individual businesses, or industries with special favors or perks? Conversely, does it eliminate special favors and perks in the tax code or public policy? *(Tax Preference)*
2. Does it perform a function that can and should be performed by the private sector, or restore functions to the private sector? *(Privatization)*
3. Does it grow or shrink the regulatory scope of an agency? *(Regulatory Scope)*
4. Does it add or remove a minor agency or licensing board? *(Streamlining Government)*
5. Does it directly or indirectly create/reduce taxes, fees or other assessments? *(Tax/Taxes/Fees)*
6. Does it increase or decrease control of the private sector through rules, regulation or statute? *(Regulation)*
7. Does it increase or decrease long-term debt, or override or restore statutory or constitutional protections against long-term debt? *(Debt)*
8. Does it give or reduce special benefits for government employees or elected officials? *(Government Favoritism)*

9. Does it promote government transparency or does it restrict access to information that should be in the public domain? (*Transparency*)
10. Does it change licensing provisions in ways that further restrict competition in the free market or does it relax regulations to encourage competition or otherwise provide for the functioning of free markets? (*Licensing/Free Markets*)
11. Does it promote more efficient use of taxpayer funds or does it oppose or reduce government efficiency? (*Efficiency*)
12. Does it give teachers, principals, school districts, higher education, or the Department of Education more flexibility to make student-focused decisions by relaxing or eliminating regulations or does it increase regulatory control? (*Education*)
13. Does it prevent or allow government funds or operations from being used for political purposes? (*Political Dues or Issues/Lobbying with Taxpayer Funds*)
14. Does it require school districts to make student-

focused decisions related to student achievement or does it allow school districts to put other considerations ahead of student-focused achievement?
(*Education*)

15. Does it enhance or restrict private property rights?
(*Property Rights*)
16. Does it enhance or promote consumer-driven health care or does it make health care more expensive and/or less accessible? (*Consumer-Driven Health Care*)
17. Does it encourage citizen engagement in state and local governmental decision making? (*Citizen Engagement*)
18. Does it restore funding decisions to the Appropriations process or does it circumvent the Appropriation process? (*Transparency*)

Interpreting Legislators' Votes

Some legislators may object to the inclusion or classification of their votes on a particular bill for a variety of reasons. Kansas Policy Institute acknowledges that such issues are subjective in nature and open to interpretation. The decision to include or exclude a particular bill or

procedural vote is based on our view of the issues at hand without regard to party affiliation or the intent of an individual legislator. We simply record each vote as cast.

We also recognize that a legislator may occasionally cast a vote that is contrary to his or her true belief on an issue for procedural or parochial reasons. Unfortunately, there is no way to fairly interpret the intent behind each vote so in the interest of avoiding any concerns of partisanship, we simply record each vote as cast.

It should also be noted that some legislators choose not to cast a vote in some cases (this is recorded as a vote of 'Present'). When a legislator is not present at the time of a vote, it is recorded as "Not Voting." While the motive behind a 'Present' vote is often understood by regular observers of the Legislature, we assign zero points to 'Present' to avoid any concerns of partisanship. Similarly, legislators may be unavoidably absent when a vote is taken; zero points are awarded even though their position on an issue may be well known to ensure the non-partisan nature of the Kansas Freedom Index.

Also of note is that some bills include separate provisions that effectively cancel themselves out. For instance, a bill that increases fees but offers minor regulatory reform. The fee increase would be -1 (2-5) while the lessening of regulatory burden would be +1 (2-6). This "no net effect" phenomenon is also commonplace when multiple bills are placed together in the same legislative package, as typically happens at the end of a regular session. For instance, SB 36 in the 2017 session ceded legislative authority to an administrative agency (-1) but also removed some fee authority (+1) resulting in a neutral score and the bill not being included in the Index itself.

Lifetime Freedom Index

Each legislative session brings a different 'mix' of bills and circumstances, such that, in combination with the caveats in the preceding section, a legislator's Freedom Index for a particular year may or may not be indicative of their complete record. Accordingly, a Lifetime Freedom Index was added effective with the 2015 Freedom Index and is continued with the current session. A Lifetime

Freedom Index is assigned to every current legislator who participated in at least two legislative sessions but only back as far as the 2012 legislative session, which was the inaugural year of the Freedom Index.

Service in previous sessions need not be contiguous to the current session and includes participation in a different chamber (House or Senate) in which they currently serve. The Index (percentage) for a single year represents the relative position of a legislator's score on a number line of the minimum and maximum score, with the percentage indicating proximity to the maximum score.

For example, if a legislator with a score range of ± 43 and a score of zero would be at the 50% point on the minimum/maximum number line. A legislator with a score of negative 20 on that same range would be at the 26.7% point (Freedom Percentage) on the number line (or 73.7% away from the maximum). It is calculated by adding the maximum positive score for the House or Senate to each legislator's actual score and dividing the total by twice the appropriate maximum score. The Lifetime Freedom Index is calculated in the same manner as for a single year, but

tabulates each legislator's actual and maximum scores for every session in which they participated.

BILL SUMMARIES

SS HB2001: -2, Tier 2, Crit. 1 (x2) – This legislation increases the rate by which tax proceeds would be deferred from normal avenues to pay off STAR Bonds from 50% to 70% (-1) and subsidizes up to two major league sports franchise stadiums to be built in Kansas worth at least \$1 billion (-1).

Senate Sub for HB2036: +4, Tier 1, Crit. 5, Tier 2, Crit. 5 – The bill would have condensed Kansas's income tax brackets into two brackets with lower rates, exempted Social Security benefits from state tax collection, and increased both the standard deduction and personal exemption (+3). As well, the proposal made various minor tax changes such as reducing privilege tax rates, abolishing LAVTR, increasing the amount of exempted appraised value from the school finance levy while reducing the levy, and accelerating the elimination of the food sales tax (+1).

HB 2097: -1, Tier 2, Crit. 1 – The bill would have created narrowly defined tax credits, sales tax exemptions, and grants for film in Kansas (-1).

HB2284: +6, Tier 1, Crit. 5 (x2) – The bill would have enacted a flat tax (+3) alongside increases to the standard deduction and personal exemption, decreases to the privilege tax, an acceleration of the food sales tax, and a statewide school property tax exemption increase (+3).

HB 2484: +1, Tier 2, Crit. 10 – A bill to ease occupational licensing barriers for social workers to operate across state lines (+1).

HB 2521: +1 Tier 2, Crit. 12 – This bill serves as occupational licensing reform for K-12 public school teachers by providing alternative tracks to obtain licensure (+1).

HB 2591: -1, Tier 2, Crit. 9 – A bill that would have exempted the Kansas Corporation Commission from the Kansas Open Meetings Act whereby transparency would have been removed (-1).

HB 2648: +3, Tier 1, Crit. 4 – This bill will provide transparency and legislative oversight of major rules and regulations promulgated from executive agencies (+3).

HB 2731: +1, Tier 2, Crit. 14 – A bill to require increased reporting the Kansas public schools to the legislature (+1).

HB2783: +1, Tier 2, Crit. 6 – The bill will prevent agencies, cities, and counties from regulating or restricting the use and sale of motor vehicles based on their energy source (+1).

SS SB 1: +3, Tier 2, Crit. 5 (x2), Tier 2, Crit. 14 – This bill collapses three brackets into two (+1), makes a variety of changes to overall tax policy including the elimination Social Security income from state taxes (+1), and formally eliminates the statutory authorization for the LAVTR fund (+1).

SB 355: -6, Tier 1, Crit. 5 & 13 – A “NO” vote on this proposal had the impact of preventing the expansion of Medicaid as part of the Affordable Care Act, commonly referred to as Obamacare, (+3) causing a major increase in the state tax burden (+3).

SB 387: +2, Tier 2, Crit. 14 (x2) – This bill swaps a Special Education Taskforce for a broader K-12 Funding Taskforce (+1) and revises the Special Education funding formula to better account for money spent while also making marginal improvements on at-risk accountability (+1).

SB 427: +4, Tier 2, Crit. 9 (x2), T2, Crit. 12, T2, Crit. 14 – This bill would have increased transparency by requiring school districts to publish email addresses for board members (+1), allowed board members to add discussion items to board agendas (+1), required public comments and interaction during all board meetings (+1), allowed board members to visit schools when school is in session (+1).

SB 434: +1, Tier 2, Crit. 10– This bill would have exempted the practice of sugaring, a hair removal technique, from requiring a license from the Board of Cosmetology (+1).


SB 438: +4, Tier 1, Crit. 10, Tier 2, Crit. 14 – The bill creates the Kansas Blueprint for Literacy to focus on the “Science of Reading” (+3) and also requires an annual report of specific student achievement measures to the Legislature (+1).

SB 458: +3, Tier 1, Crit. 16 – Taken as a whole, the provisions in this bill represent a major strengthening of private property rights by limiting abuses in civil asset forfeiture (+3).


SB 482: +1, Tier 2, Crit. 9 – A proposal that would have made transparency enhancements to the revenue-neutral property tax process (+1).

Kansas Senate Lifetime Freedom Index Ranking

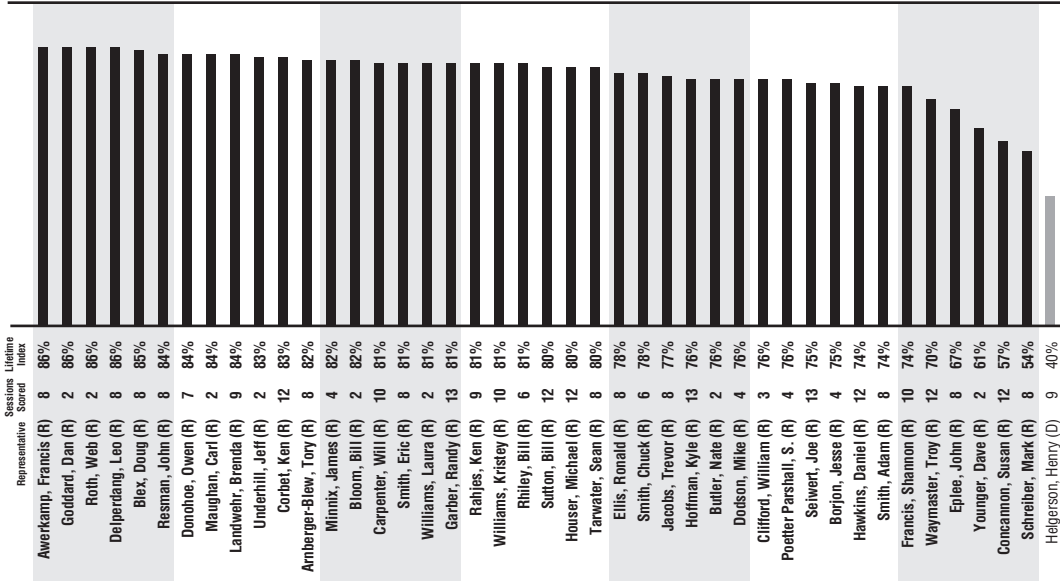
The Lifetime Freedom Index is calculated in the same manner as for a single year, but tabulates each legislator's actual and maximum scores for every session (minimum of two) in which they participated. Scores from non-consecutive sessions and movement between legislative chambers are included in the lifetime score. (See page 6.)

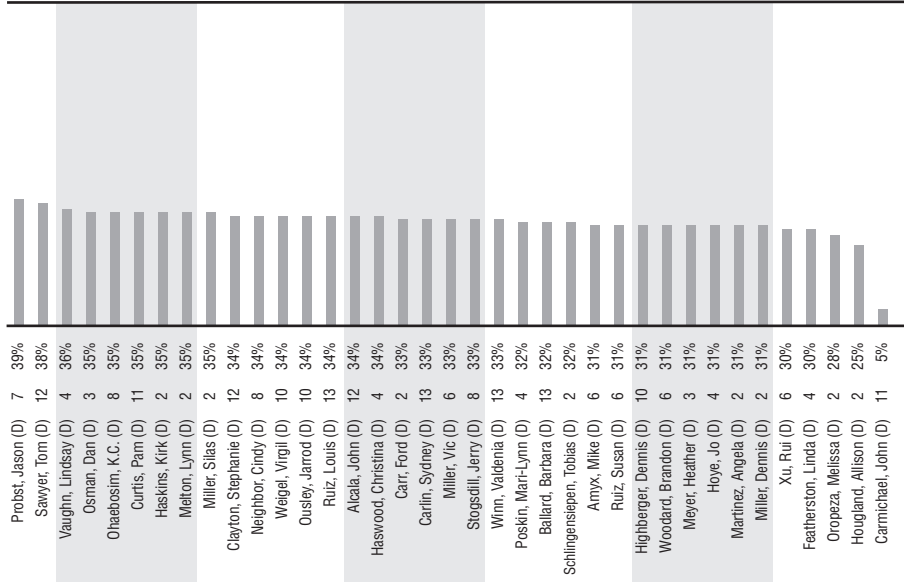


Kansas House Lifetime Freedom Index Ranking



Kansas House Lifetime Freedom Index Ranking





House

- ▲ Freedom Vote
- ▽ Non Freedom Vote
- No recorded vote

| | Possible Score | Total Score | Freedom % | SS HB2001 | Senate Sub for HB2036 | HB2097 | HB2284 | HB2484 | HB2521 | HB2591 | HB2648 | HB2731 | HB2783 | SS SB1 | SB387 | SB434 | SB438 | SB458 |
|--------------------------|----------------|-------------|-----------|-----------|-----------------------|-----------|----------|----------|----------|-----------|----------|----------|----------|----------|----------|----------|----------|----------|
| BILL SCORE – 2024 | | | | -2 | 4 | -1 | 6 | 1 | 1 | -1 | 3 | 1 | 1 | 3 | 2 | 1 | 4 | 3 |
| Murphy, Mike (R) | 34 | 34 | 100 | ▲ | ▲ | ▲ | ▲ | ▲ | ▲ | ▲ | ▲ | ▲ | ▲ | ▲ | ▲ | ▲ | ▲ | ▲ |
| Owens, Stephen (R) | 34 | 34 | 100 | ▲ | ▲ | ▲ | ▲ | ▲ | ▲ | ▲ | ▲ | ▲ | ▲ | ▲ | ▲ | ▲ | ▲ | ▲ |
| Seiwert, Joe (R) | 34 | 34 | 100 | ▲ | ▲ | ▲ | ▲ | ▲ | ▲ | ▲ | ▲ | ▲ | ▲ | ▲ | ▲ | ▲ | ▲ | ▲ |
| Titus, Kenny (R) | 34 | 34 | 100 | ▲ | ▲ | ▲ | ▲ | ▲ | ▲ | ▲ | ▲ | ▲ | ▲ | ▲ | ▲ | ▲ | ▲ | ▲ |
| Blex, Doug (R) | 34 | 32 | 97.1 | ▲ | ▲ | ▽ | ▲ | ▲ | ▲ | ▲ | ▲ | ▲ | ▲ | ▲ | ▲ | ▲ | ▲ | ▲ |
| Clifford, Bill (R) | 34 | 32 | 97.1 | ▲ | ▲ | ▽ | ▲ | ▲ | ▲ | ▲ | ▲ | ▲ | ▲ | ▲ | ▲ | ▲ | ▲ | ▲ |
| Gardner, Fred (R) | 34 | 32 | 97.1 | ▲ | ▲ | ▲ | ▲ | ▲ | ▲ | ▲ | ▲ | ▲ | ▲ | ▲ | ▲ | ▽ | ▲ | ▲ |
| Hill, Scott (R) | 34 | 32 | 97.1 | ▲ | ▲ | ▽ | ▲ | ▲ | ▲ | ▲ | ▲ | ▲ | ▲ | ▲ | ▲ | ▲ | ▲ | ▲ |
| Humphries, Susan (R) | 34 | 32 | 97.1 | ▲ | ▲ | ▽ | ▲ | ▲ | ▲ | ▲ | ▲ | ▲ | ▲ | ▲ | ▲ | ▲ | ▲ | ▲ |
| Lewis, Bob (R) | 34 | 32 | 97.1 | ▲ | ▲ | ▽ | ▲ | ▲ | ▲ | ▲ | ▲ | ▲ | ▲ | ▲ | ▲ | ▲ | ▲ | ▲ |
| Moser, Lisa (R) | 34 | 32 | 97.1 | ▲ | ▲ | ▽ | ▲ | ▲ | ▲ | ▲ | ▲ | ▲ | ▲ | ▲ | ▲ | ▲ | ▲ | ▲ |
| Proctor, Pat (R) | 34 | 32 | 97.1 | ▲ | ▲ | ▽ | ▲ | ▲ | ▲ | ▲ | ▲ | ▲ | ▲ | ▲ | ▲ | ▲ | ▲ | ▲ |
| Schmoe, Rebecca (R) | 34 | 32 | 97.1 | ▲ | ▲ | ▽ | ▲ | ▲ | ▲ | ▲ | ▲ | ▲ | ▲ | ▲ | ▲ | ▲ | ▲ | ▲ |
| Smith, Adam (R) | 34 | 32 | 97.1 | ▲ | ▲ | ▲ | ▲ | ▲ | ▲ | ▽ | ▲ | ▲ | ▲ | ▲ | ▲ | ▲ | ▲ | ▲ |
| White, Gary (R) | 34 | 32 | 97.1 | ▲ | ▲ | ▽ | ▲ | ▲ | ▲ | ▲ | ▲ | ▲ | ▲ | ▲ | ▲ | ▲ | ▲ | ▲ |
| Williams, Kristey (R) | 34 | 32 | 97.1 | ▲ | ▲ | ▽ | ▲ | ▲ | ▲ | ▲ | ▲ | ▲ | ▲ | ▲ | ▲ | ▲ | ▲ | ▲ |
| Minnix, Jim (R) | 34 | 30 | 94.1 | ▽ | ▲ | ▲ | ▲ | ▲ | ▲ | ▲ | ▲ | ▲ | ▲ | ▲ | ▲ | ▲ | ▲ | ▲ |
| Waggoner, Paul (R) | 34 | 30 | 94.1 | ▲ | ▲ | ▲ | ▲ | ▲ | ▲ | ▲ | ▲ | ▲ | ▲ | ▲ | ▽ | ▲ | ▲ | ▲ |

House

- ▲ Freedom Vote
- ▽ Non Freedom Vote
- No recorded vote

| House | Possible Score | Total Score | Freedom % | SS HB2001 | Senate Sub for HB2036 | HB2097 | HB2284 | HB2484 | HB2521 | HB2591 | HB2648 | HB2731 | HB2783 | SS SB1 | SB387 | SB434 | SB438 | SB458 |
|--------------------------|----------------|-------------|-----------|-----------|-----------------------|-----------|----------|----------|----------|-----------|----------|----------|----------|----------|----------|----------|----------|----------|
| BILL SCORE – 2024 | | | | -2 | 4 | -1 | 6 | 1 | 1 | -1 | 3 | 1 | 1 | 3 | 2 | 1 | 4 | 3 |
| Carpenter, Will (R) | 34 | 28 | 91.2 | ▽ | ▲ | ▽ | ▲ | ▲ | ▲ | ▲ | ▲ | ▲ | ▲ | ▲ | ▲ | ▲ | ▲ | ▲ |
| Collins, Ken (R) | 34 | 28 | 91.2 | ▽ | ▲ | ▽ | ▲ | ▲ | ▲ | ▲ | ▲ | ▲ | ▲ | ▲ | ▲ | ▲ | ▲ | ▲ |
| Corbet, Ken (R) | 34 | 28 | 91.2 | ▽ | ▲ | ▽ | ▲ | ▲ | ▲ | ▲ | ▲ | ▲ | ▲ | ▲ | ▲ | ▲ | ▲ | ▲ |
| Delperdang, Leo (R) | 34 | 28 | 91.2 | ▽ | ▲ | ▲ | ▲ | ▲ | ▲ | ▽ | ▲ | ▲ | ▲ | ▲ | ▲ | ▲ | ▲ | ▲ |
| Essex, Robyn (R) | 34 | 28 | 91.2 | ▽ | ▲ | ▽ | ▲ | ▲ | ▲ | ▲ | ▲ | ▲ | ▲ | ▲ | ▲ | ▲ | ▲ | ▲ |
| Estes, Susan (R) | 34 | 28 | 91.2 | ▽ | ▲ | ▽ | ▲ | ▲ | ▲ | ▲ | ▲ | ▲ | ▲ | ▲ | ▲ | ▲ | ▲ | ▲ |
| Goetz, Jason (R) | 34 | 28 | 91.2 | ▽ | ▲ | ▽ | ▲ | ▲ | ▲ | ▲ | ▲ | ▲ | ▲ | ▲ | ▲ | ▲ | ▲ | ▲ |
| Hoffman, Kyle (R) | 34 | 28 | 91.2 | ▽ | ▲ | ▽ | ▲ | ▲ | ▲ | ▲ | ▲ | ▲ | ▲ | ▲ | ▲ | ▲ | ▲ | ▲ |
| Howerton, Cyndi (R) | 34 | 28 | 91.2 | ▽ | ▲ | ▽ | ▲ | ▲ | ▲ | ▲ | ▲ | ▲ | ▲ | ▲ | ▲ | ▲ | ▲ | ▲ |
| Johnson, Tim (R) | 34 | 28 | 91.2 | ▽ | ▲ | ▽ | ▲ | ▲ | ▲ | ▲ | ▲ | ▲ | ▲ | ▲ | ▲ | ▲ | ▲ | ▲ |
| Landwehr, Brenda (R) | 34 | 28 | 91.2 | ▽ | ▲ | ▲ | ▲ | ▲ | ▲ | ▲ | ▲ | ▲ | ▲ | ▲ | ▲ | ▽ | ▲ | ▲ |
| Robinson, Marvin (D) | 34 | 28 | 91.2 | • | ▲ | ▽ | ▲ | • | ▲ | • | ▲ | ▲ | ▲ | ▲ | ▲ | ▲ | ▲ | ▲ |
| Smith, Chuck (R) | 34 | 28 | 91.2 | ▽ | ▲ | ▽ | ▲ | ▲ | ▲ | ▲ | ▲ | ▲ | ▲ | ▲ | ▲ | ▲ | ▲ | ▲ |
| Smith, Eric (R) | 34 | 28 | 91.2 | ▽ | ▲ | ▽ | ▲ | ▲ | ▲ | ▲ | ▲ | ▲ | ▲ | ▲ | ▲ | ▲ | ▲ | ▲ |
| Sutton, Bill (R) | 34 | 28 | 91.2 | ▽ | ▲ | ▽ | ▲ | ▲ | ▲ | ▲ | ▲ | ▲ | ▲ | ▲ | ▲ | ▲ | ▲ | ▲ |
| Tarwater, Sean (R) | 34 | 28 | 91.2 | ▽ | ▲ | ▽ | ▲ | ▲ | ▲ | ▲ | ▲ | ▲ | ▲ | ▲ | ▲ | ▲ | ▲ | ▲ |
| Turk, Adam (R) | 34 | 28 | 91.2 | ▽ | ▲ | ▽ | ▲ | ▲ | ▲ | ▲ | ▲ | ▲ | ▲ | ▲ | ▲ | ▲ | ▲ | ▲ |
| Turner, Carl (R) | 34 | 28 | 91.2 | ▽ | ▲ | ▲ | ▲ | ▲ | ▲ | ▽ | ▲ | ▲ | ▲ | ▲ | ▲ | ▲ | ▲ | ▲ |

House

- ▲ Freedom Vote
- ▽ Non Freedom Vote
- No recorded vote

| | Possible Score | Total Score | Freedom % | SS HB2001 | Senate Sub for HB2036 | HB2097 | HB2284 | HB2484 | HB2521 | HB2591 | HB2648 | HB2731 | HB2783 | SS SB1 | SB387 | SB434 | SB438 | SB458 |
|--------------------------|----------------|-------------|-----------|-----------|-----------------------|-----------|----------|----------|----------|-----------|----------|----------|----------|----------|----------|----------|----------|----------|
| BILL SCORE – 2024 | | | | -2 | 4 | -1 | 6 | 1 | 1 | -1 | 3 | 1 | 1 | 3 | 2 | 1 | 4 | 3 |
| Wasinger, Barb (R) | 34 | 28 | 91.2 | ▽ | ▲ | ▽ | ▲ | ▲ | ▲ | ▲ | ▲ | ▲ | ▲ | ▲ | ▲ | ▲ | ▲ | ▲ |
| Waymaster, Troy (R) | 34 | 28 | 91.2 | ▽ | ▲ | ▽ | ▲ | ▲ | ▲ | ▲ | ▲ | ▲ | ▲ | ▲ | ▲ | ▲ | ▲ | ▲ |
| Bergquist, Emil (R) | 34 | 27 | 89.7 | ▽ | ▲ | ▽ | ▲ | ▲ | ▲ | ▲ | ▲ | • | ▲ | ▲ | ▲ | ▲ | ▲ | ▲ |
| Pickert, Sandy (R) | 34 | 27 | 89.7 | • | ▲ | ▽ | ▲ | ▲ | ▲ | ▲ | ▲ | ▲ | ▲ | • | ▲ | ▲ | ▲ | ▲ |
| Sanders, Clarke (R) | 34 | 27 | 89.7 | • | ▲ | ▽ | ▲ | ▲ | ▲ | ▲ | ▲ | ▲ | ▲ | • | ▲ | ▲ | ▲ | ▲ |
| Anderson, Avery (R) | 34 | 26 | 88.2 | ▽ | ▲ | ▽ | ▲ | ▲ | ▲ | ▽ | ▲ | ▲ | ▲ | ▲ | ▲ | ▲ | ▲ | ▲ |
| Barth, Carrie (R) | 34 | 26 | 88.2 | ▲ | ▲ | ▲ | ▲ | ▲ | ▲ | ▲ | ▲ | ▲ | ▲ | ▲ | ▲ | ▲ | ▽ | ▲ |
| Bergkamp, Brian (R) | 34 | 26 | 88.2 | ▲ | ▲ | ▲ | ▲ | ▲ | ▲ | ▽ | ▲ | ▲ | ▲ | ▽ | ▲ | ▲ | ▲ | ▲ |
| Bryce, Ron (R) | 34 | 26 | 88.2 | ▽ | ▲ | ▽ | ▲ | ▲ | ▲ | ▽ | ▲ | ▲ | ▲ | ▲ | ▲ | ▲ | ▲ | ▲ |
| Buehler, Dave (R) | 34 | 26 | 88.2 | ▽ | ▲ | ▽ | ▲ | ▲ | ▲ | ▽ | ▲ | ▲ | ▲ | ▲ | ▲ | ▲ | ▲ | ▲ |
| Concannon, Susan (R) | 34 | 26 | 88.2 | ▽ | ▲ | ▽ | ▲ | ▲ | ▲ | ▲ | ▲ | ▲ | ▲ | ▲ | ▲ | ▽ | ▲ | ▲ |
| Croft, Chris (R) | 34 | 26 | 88.2 | ▽ | ▲ | ▽ | ▲ | ▲ | ▲ | ▽ | ▲ | ▲ | ▲ | ▲ | ▲ | ▲ | ▲ | ▲ |
| Droge, Duane (R) | 34 | 26 | 88.2 | ▽ | ▲ | ▽ | ▲ | ▲ | ▲ | ▲ | ▲ | ▲ | ▲ | ▲ | ▲ | ▽ | ▲ | ▲ |
| Ellis, Ronald (R) | 34 | 26 | 88.2 | ▽ | ▲ | ▽ | ▲ | ▲ | ▲ | ▲ | ▲ | ▲ | ▲ | ▲ | ▲ | ▽ | ▲ | ▲ |
| Eplee, John (R) | 34 | 26 | 88.2 | ▽ | ▲ | ▽ | ▲ | ▲ | ▽ | ▲ | ▲ | ▲ | ▲ | ▲ | ▲ | ▲ | ▲ | ▲ |
| Fairchild, Brett (R) | 34 | 26 | 88.2 | ▲ | ▲ | ▲ | ▲ | ▲ | ▲ | ▲ | ▲ | ▲ | ▲ | ▲ | ▲ | ▲ | ▽ | ▲ |
| Francis, Shannon (R) | 34 | 26 | 88.2 | ▽ | ▲ | ▽ | ▲ | ▲ | ▲ | ▽ | ▲ | ▲ | ▲ | ▲ | ▲ | ▲ | ▲ | ▲ |
| Goddard, Dan (R) | 34 | 26 | 88.2 | ▽ | ▲ | ▽ | ▲ | ▲ | ▲ | ▽ | ▲ | ▲ | ▲ | ▲ | ▲ | ▲ | ▲ | ▲ |

House

- ▲ Freedom Vote
- ▽ Non Freedom Vote
- No recorded vote

| | Possible Score | Total Score | Freedom % | SS HB2001 | Senate Sub for HB2036 | HB2097 | HB2284 | HB2484 | HB2521 | HB2591 | HB2648 | HB2731 | HB2783 | SS SB1 | SB387 | SB434 | SB438 | SB458 |
|--------------------------|----------------|-------------|-----------|-----------|-----------------------|--------|--------|--------|--------|--------|--------|--------|--------|--------|-------|-------|-------|-------|
| BILL SCORE – 2024 | | | | -2 | 4 | -1 | 6 | 1 | 1 | -1 | 3 | 1 | 1 | 3 | 2 | 1 | 4 | 3 |
| Hawkins, Dan (R) | 34 | 26 | 88.2 | ▽ | ▲ | ▽ | ▲ | ▲ | ▲ | ▽ | ▲ | ▲ | ▲ | ▲ | ▲ | ▲ | ▲ | ▲ |
| Hoheisel, Nick (R) | 34 | 26 | 88.2 | ▽ | ▲ | ▽ | ▲ | ▲ | ▲ | ▽ | ▲ | ▲ | ▲ | ▲ | ▲ | ▲ | ▲ | ▲ |
| Howell, Leah (R) | 34 | 26 | 88.2 | ▽ | ▲ | ▽ | ▲ | ▲ | ▲ | ▽ | ▲ | ▲ | ▲ | ▲ | ▲ | ▲ | ▲ | ▲ |
| Kessler, Tom (R) | 34 | 26 | 88.2 | ▽ | ▲ | ▽ | ▲ | ▲ | ▲ | ▽ | ▲ | ▲ | ▲ | ▲ | ▲ | ▲ | ▲ | ▲ |
| Neelly, Lance (R) | 34 | 26 | 88.2 | ▽ | ▲ | ▽ | ▲ | ▲ | ▲ | ▽ | ▲ | ▲ | ▲ | ▲ | ▲ | ▲ | ▲ | ▲ |
| Penn, Patrick (R) | 34 | 26 | 88.2 | ▽ | ▲ | ▽ | ▲ | ▲ | ▲ | ▽ | ▲ | ▲ | ▲ | ▲ | ▲ | ▲ | ▲ | ▲ |
| Rahjes, Ken (R) | 34 | 26 | 88.2 | ▽ | ▲ | ▽ | ▲ | ▲ | • | ▲ | ▲ | • | ▲ | ▲ | ▲ | ▲ | ▲ | ▲ |
| Resman, John (R) | 34 | 26 | 88.2 | ▽ | ▲ | ▽ | ▲ | ▲ | ▲ | ▽ | ▲ | ▲ | ▲ | ▲ | ▲ | ▲ | ▲ | ▲ |
| Thomas, Adam (R) | 34 | 26 | 88.2 | ▽ | ▲ | ▽ | ▲ | ▲ | ▲ | ▽ | ▲ | ▲ | ▲ | ▲ | ▲ | ▲ | ▲ | ▲ |
| Underhill, Jeff (R) | 34 | 26 | 88.2 | ▽ | ▲ | ▽ | ▲ | ▲ | ▲ | ▲ | ▲ | ▲ | ▲ | ▲ | ▲ | ▽ | ▲ | ▲ |
| Stiens, Angela** (R) | 25 | 19 | 88.0 | ▽ | ▲ | ▽ | * | * | ▲ | * | ▲ | ▲ | * | ▲ | ▲ | ▲ | ▲ | ▲ |
| Thompson, Mike (R) | 34 | 25 | 86.8 | ▽ | ▲ | ▽ | ▲ | • | ▲ | • | ▲ | ▲ | • | ▲ | ▲ | ▲ | ▲ | ▲ |
| Blew, Tory Marie (R) | 34 | 24 | 85.3 | ▽ | • | ▲ | ▲ | ▲ | ▲ | ▲ | ▲ | ▲ | ▲ | ▲ | • | ▲ | ▲ | ▲ |
| Butler, Nate (R) | 34 | 24 | 85.3 | ▽ | ▲ | ▽ | ▲ | ▲ | ▽ | ▲ | ▲ | ▲ | ▲ | ▲ | ▲ | ▽ | ▲ | ▲ |
| Carpenter, Blake (R) | 34 | 24 | 85.3 | ▽ | ▲ | ▽ | ▲ | ▲ | ▲ | ▽ | ▲ | ▲ | ▲ | ▲ | • | ▲ | ▲ | ▲ |
| Roth, Web (R) | 34 | 24 | 85.3 | ▽ | ▲ | ▽ | ▲ | ▲ | ▲ | ▽ | ▲ | ▲ | ▲ | ▲ | ▲ | ▽ | ▲ | ▲ |

***Rep. Angela Stiens completed the 2024 legislative session representing District 39 after the resignation of Rep. Owen Donohoe. Both were scored only on the votes they cast.*

House

- ▲ Freedom Vote
- ▽ Non Freedom Vote
- No recorded vote

| | Possible Score | Total Score | Freedom % | SS HB2001 | Senate Sub for HB2036 | HB2097 | HB2284 | HB2484 | HB2521 | HB2591 | HB2648 | HB2731 | HB2783 | SS SB1 | SB387 | SB434 | SB438 | SB458 |
|--------------------------|----------------|-------------|-----------|-----------|-----------------------|-----------|----------|----------|----------|-----------|----------|----------|----------|----------|----------|----------|----------|----------|
| BILL SCORE – 2024 | | | | -2 | 4 | -1 | 6 | 1 | 1 | -1 | 3 | 1 | 1 | 3 | 2 | 1 | 4 | 3 |
| Howe, Steve (R) | 34 | 23 | 83.8 | ▲ | ▲ | • | ▲ | ▲ | ▲ | ▽ | ▲ | ▲ | ▲ | ▲ | ▲ | ▲ | ▽ | ▲ |
| Williams, Laura (R) | 34 | 23 | 83.8 | ▽ | ▲ | ▽ | ▲ | ▲ | ▽ | ▽ | ▲ | ▲ | ▲ | ▲ | ▲ | • | ▲ | ▲ |
| Donohoe, Owen** (R) | 9 | 6 | 83.3 | * | * | * | ▲ | • | * | • | * | * | • | * | * | * | * | * |
| Borjon, Jesse (R) | 34 | 22 | 82.3 | ▽ | ▲ | ▽ | ▲ | ▲ | ▽ | ▽ | ▲ | ▲ | ▲ | ▲ | ▲ | ▽ | ▲ | ▲ |
| McNorton, Kyle (R) | 34 | 22 | 82.3 | ▽ | ▲ | ▲ | ▲ | ▲ | ▲ | ▲ | ▲ | ▲ | ▲ | ▲ | ▲ | ▲ | ▽ | ▲ |
| Poetter Parshall, S. (R) | 34 | 21 | 80.9 | ▲ | ▲ | ▲ | ▲ | ▲ | ▲ | ▲ | ▲ | ▲ | • | ▽ | • | ▲ | • | ▲ |
| Bloom, Bill (R) | 34 | 20 | 79.4 | ▲ | ▲ | ▽ | ▲ | ▲ | ▲ | ▲ | ▲ | ▽ | ▲ | ▲ | ▲ | ▽ | ▽ | ▲ |
| Rhiley, Bill (R) | 34 | 20 | 79.4 | ▲ | • | ▲ | ▲ | ▲ | ▲ | ▲ | ▲ | ▲ | ▲ | ▲ | • | ▲ | ▽ | ▲ |
| Awerkamp, Francis (R) | 34 | 18 | 76.5 | ▲ | ▲ | ▲ | ▲ | ▽ | ▲ | ▽ | ▲ | ▲ | ▲ | ▲ | ▽ | ▲ | ▽ | ▲ |
| Maughan, Carl (R) | 34 | 17 | 75.0 | ▽ | ▲ | ▽ | ▲ | ▽ | • | ▲ | ▲ | ▲ | ▲ | ▲ | ▲ | ▲ | ▽ | ▲ |
| Helgerson, Henry (D) | 34 | 16 | 73.5 | ▲ | ▲ | ▽ | ▽ | ▲ | ▲ | ▲ | ▲ | ▽ | ▲ | ▲ | ▲ | ▽ | ▲ | ▲ |
| Garber, Randy (R) | 34 | 15 | 72.1 | ▲ | ▲ | ▲ | ▽ | ▲ | ▲ | ▲ | ▲ | ▲ | ▲ | ▲ | ▲ | ▲ | • | • |
| Dodson, Mike (R) | 34 | 14 | 70.6 | ▽ | ▲ | ▽ | ▽ | ▲ | ▲ | ▽ | ▲ | ▲ | ▲ | ▲ | ▲ | ▲ | ▲ | ▲ |
| Houser, Mike (R) | 34 | 14 | 70.6 | ▲ | • | ▽ | ▲ | • | ▲ | • | ▲ | • | • | ▲ | • | • | • | • |
| Weigel, Virgil (D) | 34 | 10 | 64.7 | ▽ | ▲ | ▽ | • | ▲ | ▽ | ▲ | ▽ | ▽ | ▲ | ▲ | ▲ | ▽ | ▲ | ▲ |
| Younger, Dave (R) | 34 | 10 | 64.7 | ▲ | ▲ | ▽ | ▽ | ▲ | ▽ | ▽ | ▲ | ▽ | ▽ | ▲ | ▲ | ▽ | ▲ | ▲ |

**Rep. Angela Stiens completed the 2024 legislative session representing District 39 after the resignation of Rep. Owen Donohoe. Both were scored only on the votes they cast.

House

- ▲ Freedom Vote
- ▽ Non Freedom Vote
- No recorded vote

| | Possible Score | Total Score | Freedom % | SS HB2001 | Senate Sub for HB2036 | HB2097 | HB2284 | HB2484 | HB2521 | HB2591 | HB2648 | HB2731 | HB2783 | SS SB1 | SB387 | SB434 | SB438 | SB458 |
|--------------------------|----------------|-------------|-----------|-----------|-----------------------|--------|--------|--------|--------|--------|--------|--------|--------|--------|-------|-------|-------|-------|
| BILL SCORE – 2024 | | | | -2 | 4 | -1 | 6 | 1 | 1 | -1 | 3 | 1 | 1 | 3 | 2 | 1 | 4 | 3 |
| Schreiber, Mark (R) | 34 | 8 | 61.8 | ▽ | ▲ | ▽ | ▽ | ▲ | ▽ | ▽ | ▲ | ▽ | ▲ | ▲ | ▲ | ▽ | ▲ | ▲ |
| Shultz, Lori* (R) | 5 | 1 | 60.0 | ▽ | * | * | * | * | * | * | * | * | * | ▲ | * | * | * | * |
| Jacobs, Trevor (R) | 34 | 6 | 58.8 | ▲ | • | ▲ | ▽ | ▲ | ▲ | ▲ | ▲ | ▲ | ▲ | ▲ | • | ▽ | ▽ | ▲ |
| Highberger, Boog (D) | 34 | 5 | 57.4 | ▲ | ▲ | ▲ | • | • | ▽ | • | ▽ | ▽ | • | ▲ | ▲ | ▽ | ▽ | ▲ |
| Amyx, Mike (D) | 34 | 4 | 55.9 | ▲ | ▲ | ▽ | ▽ | ▲ | ▽ | ▽ | ▽ | ▽ | ▽ | ▲ | ▲ | ▽ | ▲ | ▲ |
| Curtis, Pam (D) | 34 | 4 | 55.9 | ▽ | ▲ | ▽ | ▽ | ▲ | ▽ | ▲ | ▽ | ▽ | ▲ | ▲ | ▲ | ▽ | ▲ | ▲ |
| Probst, Jason (D) | 34 | 4 | 55.9 | ▽ | ▲ | ▽ | ▽ | ▲ | ▽ | ▲ | ▽ | ▽ | ▲ | ▲ | ▲ | ▽ | ▲ | ▲ |
| Haskins, Kirk (D) | 34 | 2 | 52.9 | ▽ | ▲ | ▽ | ▽ | ▲ | ▽ | ▲ | ▽ | ▽ | ▽ | ▲ | ▲ | ▽ | ▲ | ▲ |
| Haswood, Christina (D) | 34 | 2 | 52.9 | ▽ | ▲ | ▽ | ▽ | ▲ | ▽ | ▲ | ▽ | ▽ | ▽ | ▲ | ▲ | ▽ | ▲ | ▲ |
| Miller, Silas (D) | 34 | 2 | 52.9 | ▽ | ▲ | ▽ | ▽ | ▲ | ▽ | ▲ | ▽ | ▽ | ▽ | ▲ | ▲ | ▽ | ▲ | ▲ |
| Osman, Dan (D) | 34 | 2 | 52.9 | ▽ | ▲ | ▽ | ▽ | ▲ | ▽ | ▲ | ▽ | ▽ | ▽ | ▲ | ▲ | ▽ | ▲ | ▲ |
| Stogsdill, Jerry (D) | 34 | 2 | 52.9 | ▽ | ▲ | ▽ | ▽ | ▲ | ▽ | ▲ | ▽ | ▽ | ▽ | ▲ | ▲ | ▽ | ▲ | ▲ |
| Ballard, Barbara (D) | 34 | 0 | 50.0 | ▽ | ▲ | ▽ | ▽ | ▲ | ▽ | ▽ | ▽ | ▽ | ▽ | ▲ | ▲ | ▽ | ▲ | ▲ |
| Melton, Lynn (D) | 34 | 0 | 50.0 | ▽ | ▲ | ▽ | ▽ | ▲ | ▽ | ▽ | ▽ | ▽ | ▽ | ▲ | ▲ | ▽ | ▲ | ▲ |
| Schlingensiepen, T. (D) | 34 | 0 | 50.0 | ▽ | ▲ | ▽ | ▽ | ▲ | ▽ | ▽ | ▽ | ▽ | ▽ | ▲ | ▲ | ▽ | ▲ | ▲ |
| Carmichael, John (D) | 34 | -2 | 47.1 | ▲ | ▲ | ▽ | ▽ | ▲ | ▽ | ▽ | ▽ | ▽ | ▲ | ▲ | ▲ | ▽ | ▽ | ▲ |
| Carr, Ford (D) | 34 | -2 | 47.1 | ▲ | ▲ | ▽ | ▽ | ▲ | ▽ | ▲ | ▽ | ▽ | ▽ | ▲ | ▲ | ▽ | ▽ | ▲ |

*Rep. Lori Shultz is only scored on the votes for which she was in office after the passing of Rep. Les Mason.

House

- ▲ Freedom Vote
- ▽ Non Freedom Vote
- No recorded vote

| | Possible Score | Total Score | Freedom % | SS HB2001 | Senate Sub for HB2036 | HB2097 | HB2284 | HB2484 | HB2521 | HB2591 | HB2648 | HB2731 | HB2783 | SS SB1 | SB387 | SB434 | SB438 | SB458 |
|--------------------------|----------------|-------------|-----------|-----------|-----------------------|--------|--------|--------|--------|--------|--------|--------|--------|--------|-------|-------|-------|-------|
| BILL SCORE – 2024 | | | | -2 | 4 | -1 | 6 | 1 | 1 | -1 | 3 | 1 | 1 | 3 | 2 | 1 | 4 | 3 |
| Xu, Rui (D) | 34 | -2 | 47.1 | ▲ | ▲ | ▽ | ▽ | ▲ | ▽ | ▲ | ▽ | ▽ | ▽ | ▲ | ▲ | ▽ | ▽ | ▲ |
| Carlin, Sydney (D) | 34 | -3 | 45.6 | ▽ | ▽ | ▽ | ▽ | ▲ | ▽ | ▲ | ▽ | • | ▲ | ▲ | ▲ | ▽ | ▲ | ▲ |
| Alcala, John (D) | 34 | -4 | 44.1 | ▽ | ▲ | ▽ | ▽ | ▲ | • | ▲ | ▽ | ▽ | ▽ | ▲ | ▲ | ▽ | • | • |
| Featherston, Linda (D) | 34 | -4 | 44.1 | ▲ | ▽ | ▽ | ▽ | ▲ | ▽ | ▽ | ▽ | ▽ | ▽ | ▲ | ▲ | ▽ | ▲ | ▲ |
| Ruiz, Louis (D) | 34 | -4 | 44.1 | ▽ | ▲ | ▽ | ▽ | ▲ | ▽ | ▲ | ▽ | ▽ | • | ▲ | ▲ | ▽ | • | • |
| Neighbor, Cindy (D) | 34 | -5 | 42.6 | ▽ | ▽ | ▽ | ▽ | ▲ | ▽ | ▽ | ▽ | • | ▲ | ▲ | ▲ | ▽ | ▲ | ▲ |
| Clayton, Stephanie (D) | 34 | -6 | 41.2 | ▽ | ▲ | ▽ | ▽ | ▲ | ▽ | ▲ | ▽ | ▽ | ▽ | ▲ | ▲ | ▽ | ▽ | ▲ |
| Martinez, Angela (D) | 34 | -6 | 41.2 | ▽ | ▲ | ▽ | ▽ | ▲ | ▽ | ▲ | ▽ | ▽ | ▽ | ▲ | ▲ | ▽ | ▽ | ▲ |
| McDonald, Nikki (D) | 34 | -6 | 41.2 | ▽ | ▽ | ▽ | ▽ | ▲ | ▽ | ▲ | ▽ | ▽ | ▽ | ▲ | ▲ | ▽ | ▲ | ▲ |
| Meyer, Heather (D) | 34 | -6 | 41.2 | ▽ | ▽ | ▽ | ▽ | ▲ | ▽ | ▲ | ▽ | ▽ | ▽ | ▲ | ▲ | ▽ | ▲ | ▲ |
| Miller, Dennis (D) | 34 | -6 | 41.2 | ▽ | ▽ | ▽ | ▽ | ▲ | ▽ | ▲ | ▽ | ▽ | ▽ | ▲ | ▲ | ▽ | ▲ | ▲ |
| Miller, Vic (D) | 34 | -6 | 41.2 | ▽ | ▽ | ▽ | ▽ | ▲ | ▽ | ▲ | ▽ | ▽ | ▽ | ▲ | ▲ | ▽ | ▲ | ▲ |
| Ousley, Jarrod (D) | 34 | -6 | 41.2 | ▽ | ▽ | ▽ | ▽ | ▲ | ▽ | ▲ | ▽ | ▽ | ▽ | ▲ | ▲ | ▽ | ▲ | ▲ |
| Poskin, Mari-Lynn (D) | 34 | -6 | 41.2 | ▽ | ▽ | ▽ | ▽ | ▲ | ▽ | ▲ | ▽ | ▽ | ▽ | ▲ | ▲ | ▽ | ▲ | ▲ |
| Sawyer, Tom (D) | 34 | -6 | 41.2 | ▽ | ▲ | ▽ | ▽ | ▲ | ▽ | ▽ | ▽ | ▽ | ▲ | ▲ | ▲ | ▽ | ▽ | ▲ |
| Winn, Valdenia (D) | 34 | -6 | 41.2 | ▽ | ▽ | ▽ | ▽ | ▲ | ▽ | ▲ | ▽ | ▽ | ▽ | ▲ | ▲ | ▽ | ▲ | ▲ |
| Hoye, Jo Ella (D) | 34 | -8 | 38.2 | ▽ | ▽ | ▽ | ▽ | ▲ | ▽ | ▽ | ▽ | ▽ | ▽ | ▲ | ▲ | ▽ | ▲ | ▲ |
| Oropeza, Melissa (D) | 34 | -10 | 35.3 | ▲ | ▽ | ▽ | ▽ | ▲ | ▽ | ▲ | ▽ | ▽ | ▽ | ▲ | ▲ | ▽ | ▽ | ▲ |

Senate

- ▲ Freedom Vote
- ▽ Non Freedom Vote
- No recorded vote

| | Possible Score | Total Score | Freedom % | SS HB2001 | Senate Sub for HB2036 | HB2097 | HB2284 | HB2484 | HB2648 | HB2783 | SS SB1 | SB355 | SB387 | SB427 | SB434 | SB438 | SB458 | SB482 |
|--------------------------|----------------|-------------|-----------|-----------|-----------------------|--------|--------|--------|--------|--------|--------|-------|-------|-------|-------|-------|-------|-------|
| BILL SCORE – 2024 | | | | -2 | 4 | -1 | 6 | 1 | 3 | 1 | 3 | -6 | 2 | 4 | 1 | 4 | 3 | 1 |
| Blasi, Chase (R) | 42 | 36 | 92.9 | ▽ | ▲ | ▽ | ▲ | ▲ | ▲ | ▲ | ▲ | ▲ | ▲ | ▲ | ▲ | ▲ | ▲ | ▲ |
| Erickson, Renee (R) | 42 | 36 | 92.9 | ▽ | ▲ | ▽ | ▲ | ▲ | ▲ | ▲ | ▲ | ▲ | ▲ | ▲ | ▲ | ▲ | ▲ | ▲ |
| Fagg, Mike (R) | 42 | 36 | 92.9 | ▽ | ▲ | ▽ | ▲ | ▲ | ▲ | ▲ | ▲ | ▲ | ▲ | ▲ | ▲ | ▲ | ▲ | ▲ |
| Kerschen, Dan (R) | 42 | 36 | 92.9 | ▽ | ▲ | ▽ | ▲ | ▲ | ▲ | ▲ | ▲ | ▲ | ▲ | ▲ | ▲ | ▲ | ▲ | ▲ |
| Masterson, Ty (R) | 42 | 36 | 92.9 | ▽ | ▲ | ▽ | ▲ | ▲ | ▲ | ▲ | ▲ | ▲ | ▲ | ▲ | ▲ | ▲ | ▲ | ▲ |
| Baumgardner, Molly (R) | 42 | 34 | 90.5 | ▲ | ▲ | ▽ | ▲ | ▲ | ▲ | ▲ | ▽ | ▲ | ▲ | ▲ | ▲ | ▲ | ▲ | ▲ |
| Gossage, Beverly (R) | 42 | 34 | 90.5 | • | ▲ | ▽ | ▲ | ▲ | ▲ | ▲ | ▲ | ▲ | ▲ | • | ▲ | ▲ | ▲ | ▲ |
| Peck, Virgil (R) | 42 | 34 | 90.5 | ▲ | ▲ | ▲ | ▲ | ▲ | ▲ | ▲ | ▲ | ▲ | ▲ | ▽ | ▲ | ▲ | ▲ | ▲ |
| Straub, Alicia (R) | 42 | 34 | 90.5 | ▲ | ▲ | ▲ | ▲ | ▽ | ▲ | ▲ | ▽ | ▲ | ▲ | ▲ | ▲ | ▲ | ▲ | ▲ |
| Thompson, Mike (R) | 42 | 34 | 90.5 | ▲ | ▲ | ▲ | ▲ | ▲ | ▲ | ▲ | ▲ | ▲ | ▲ | ▲ | ▲ | ▽ | ▲ | ▲ |
| Kloos, Rick (R) | 42 | 32 | 88.1 | • | ▲ | ▽ | ▲ | ▲ | ▲ | ▲ | ▲ | • | ▲ | ▲ | ▲ | ▲ | ▲ | ▲ |
| Warren, Kellie (R) | 42 | 32 | 88.1 | ▽ | ▲ | ▽ | ▲ | ▲ | ▲ | ▲ | ▲ | ▲ | ▲ | • | ▲ | ▲ | ▲ | ▲ |
| Petersen, Mike (R) | 42 | 30 | 85.7 | ▽ | ▲ | ▽ | ▲ | ▲ | ▲ | ▲ | ▲ | • | ▲ | ▲ | ▲ | ▲ | ▲ | ▲ |
| Claeys, J.R. (R) | 42 | 29 | 84.5 | ▽ | ▲ | ▽ | ▲ | ▲ | ▲ | ▲ | ▲ | ▲ | ▲ | ▲ | ▲ | • | • | ▲ |
| Alley, Larry (R) | 42 | 28 | 83.3 | ▽ | ▲ | ▽ | ▲ | ▲ | ▲ | ▲ | ▲ | ▲ | ▲ | ▽ | ▲ | ▲ | ▲ | ▲ |
| Wilborn, Rick (R) | 42 | 28 | 83.3 | ▽ | ▲ | ▽ | ▲ | ▲ | ▲ | ▲ | ▲ | ▲ | ▲ | ▽ | ▲ | ▲ | ▲ | ▲ |
| Billinger, Rick (R) | 42 | 22 | 76.2 | • | ▲ | ▽ | ▲ | ▲ | ▲ | ▲ | ▲ | ▽ | ▲ | • | ▲ | ▲ | ▲ | ▲ |
| Steffen, Mark (R) | 42 | 20 | 73.8 | • | ▲ | ▲ | ▲ | ▽ | ▲ | ▲ | ▽ | ▲ | ▽ | ▲ | ▲ | ▽ | ▲ | ▲ |

Senate

- ▲ Freedom Vote
- ▽ Non Freedom Vote
- No recorded vote

| | Possible Score | Total Score | Freedom % | SS HB2001 | Senate Sub for HB2036 | HB2097 | HB2284 | HB2484 | HB2648 | HB2783 | SS SB1 | SB355 | SB387 | SB427 | SB434 | SB438 | SB458 | SB482 |
|--------------------------|----------------|-------------|-----------|-----------|-----------------------|--------|--------|--------|--------|--------|--------|-------|-------|-------|-------|-------|-------|-------|
| BILL SCORE – 2024 | | | | -2 | 4 | -1 | 6 | 1 | 3 | 1 | 3 | -6 | 2 | 4 | 1 | 4 | 3 | 1 |
| Tyson, Caryn (R) | 42 | 20 | 73.8 | ▲ | ▲ | ▲ | ▲ | ▽ | ▲ | ▲ | ▲ | ▲ | ▽ | ▽ | ▲ | ▽ | ▲ | ▲ |
| Shallenburger, Tim (R) | 42 | 19 | 72.6 | ▽ | ▲ | • | ▲ | ▲ | ▲ | ▲ | ▲ | • | • | ▽ | ▲ | ▲ | ▲ | ▽ |
| Pyle, Dennis (R) | 42 | 18 | 71.4 | ▲ | ▽ | ▽ | ▽ | ▽ | ▲ | ▲ | ▲ | ▲ | ▲ | ▲ | ▲ | ▲ | ▲ | ▲ |
| Dietrich, Brenda (R) | 42 | 16 | 69.0 | ▽ | ▲ | ▽ | ▲ | ▲ | ▲ | ▲ | ▲ | ▽ | ▲ | ▽ | ▲ | ▲ | ▲ | ▲ |
| Bowers, Elaine (R) | 42 | 15 | 67.9 | ▽ | ▲ | ▽ | ▲ | ▲ | ▲ | • | ▲ | ▽ | ▲ | ▽ | ▲ | ▲ | ▲ | ▲ |
| Longbine, Jeff (R) | 42 | 15 | 67.9 | ▽ | ▲ | ▽ | ▲ | ▲ | ▲ | • | ▲ | ▽ | ▲ | ▽ | ▲ | ▲ | ▲ | ▲ |
| Ryckman Sr., Ron (R) | 42 | 14 | 66.7 | ▽ | ▲ | • | ▲ | ▲ | ▲ | ▲ | ▲ | • | • | ▽ | ▲ | • | • | ▲ |
| O'Shea, Kristen (R) | 42 | 7 | 58.3 | ▲ | ▲ | ▽ | • | ▲ | ▲ | ▲ | ▲ | ▽ | ▲ | ▽ | ▲ | • | • | ▲ |
| McGinn, Carolyn (R) | 42 | 5 | 56.0 | ▽ | ▲ | ▽ | ▲ | ▲ | ▽ | ▲ | ▲ | ▽ | ▲ | ▽ | ▲ | ▲ | • | ▽ |
| Haley, David (D) | 42 | 1 | 51.2 | ▽ | ▽ | • | • | ▲ | ▽ | ▲ | ▲ | • | • | ▽ | ▲ | ▲ | ▲ | ▲ |
| Doll, John (R) | 42 | -6 | 42.9 | ▽ | ▽ | ▽ | • | ▲ | ▲ | ▽ | • | ▽ | ▲ | ▽ | ▲ | ▲ | • | ▲ |
| Corson, Ethan (D) | 42 | -10 | 38.1 | ▽ | ▽ | ▽ | ▽ | ▲ | ▽ | ▲ | ▲ | ▽ | ▲ | ▽ | ▲ | ▲ | ▲ | ▲ |
| Faust-Goudeau, O. (D) | 42 | -10 | 38.1 | ▽ | ▽ | ▽ | ▽ | ▲ | ▽ | ▲ | ▲ | ▽ | ▲ | ▽ | ▲ | ▲ | ▲ | ▲ |
| Holland, Tom (D) | 42 | -10 | 38.1 | • | ▽ | ▽ | • | ▲ | ▽ | ▽ | ▽ | ▽ | ▲ | ▽ | ▲ | ▲ | ▲ | ▲ |
| Holscher, Cindy (D) | 42 | -12 | 35.7 | ▽ | ▽ | ▽ | ▽ | ▲ | • | ▽ | ▲ | ▽ | ▲ | ▽ | • | ▲ | ▲ | ▽ |
| Pittman, Jeff (D) | 42 | -12 | 35.7 | ▽ | ▽ | ▽ | ▽ | ▲ | ▽ | ▲ | ▲ | ▽ | ▲ | ▽ | ▽ | ▲ | ▲ | ▲ |
| Reddi, Usha (D) | 42 | -12 | 35.7 | ▽ | ▽ | ▽ | ▽ | ▲ | ▽ | ▽ | ▲ | ▽ | ▲ | ▽ | ▲ | ▲ | ▲ | ▲ |
| Francisco, Marci (D) | 42 | -13 | 34.5 | ▲ | ▽ | ▽ | ▽ | ▲ | ▽ | ▽ | • | ▽ | ▲ | ▽ | ▲ | ▲ | ▲ | ▽ |

Senate

- ▲ Freedom Vote
- ▽ Non Freedom Vote
- No recorded vote

| | Possible Score | Total Score | Freedom % | SS HB2001 | Senate Sub for HB2036 | HB2097 | HB2284 | HB2484 | HB2648 | HB2783 | SS SB1 | SB355 | SB387 | SB427 | SB434 | SB438 | SB458 | SB482 |
|--------------------------|----------------|-------------|-----------|-----------|-----------------------|-----------|----------|----------|----------|----------|----------|-----------|----------|----------|----------|----------|----------|----------|
| BILL SCORE – 2024 | | | | -2 | 4 | -1 | 6 | 1 | 3 | 1 | 3 | -6 | 2 | 4 | 1 | 4 | 3 | 1 |
| Petty, Pat (D) | 42 | -14 | 33.3 | ▽ | ▽ | ▽ | ▽ | ▲ | ▽ | ▽ | ▲ | ▽ | ▲ | ▽ | ▲ | ▲ | ▲ | ▽ |
| Sykes, Dinah (D) | 42 | -14 | 33.3 | ▽ | ▽ | ▽ | ▽ | ▲ | ▽ | ▽ | ▲ | ▽ | ▲ | ▽ | ▲ | ▲ | ▲ | ▽ |
| Ware, Mary (D) | 42 | -14 | 33.3 | ▽ | ▽ | ▽ | ▽ | ▲ | ▽ | ▽ | ▲ | ▽ | ▲ | ▽ | ▲ | ▲ | ▲ | ▽ |
| Olson, Rob (R) | 42 | -16 | 30.9 | ▽ | ▽ | ▽ | ▽ | ▽ | ▽ | ▽ | ▲ | ▽ | ▲ | ▽ | ▲ | ▲ | ▲ | ▽ |
| | | | | | | | | | | | | | | | | | | |
| | | | | | | | | | | | | | | | | | | |
| | | | | | | | | | | | | | | | | | | |
| | | | | | | | | | | | | | | | | | | |
| | | | | | | | | | | | | | | | | | | |
| | | | | | | | | | | | | | | | | | | |
| | | | | | | | | | | | | | | | | | | |
| | | | | | | | | | | | | | | | | | | |
| | | | | | | | | | | | | | | | | | | |
| | | | | | | | | | | | | | | | | | | |
| | | | | | | | | | | | | | | | | | | |
| | | | | | | | | | | | | | | | | | | |
| | | | | | | | | | | | | | | | | | | |

The Freedom Index is intended to provide educational information to the public about broad economic and education issues that are important to the citizens of our State. It is the product of nonpartisan analysis, study and research and is not intended to directly or indirectly endorse or oppose any candidate for public office.

Kansas Policy Institute engages citizens and policy makers with research and information to enact public policy solutions that protect the constitutional right to freedom of all Kansans, give them greater access to better educational opportunities, and allow them to keep more of what they earn. By protecting and promoting freedom, we will improve everyone's quality of life, make Kansas more competitive with other states, and attract new citizens and businesses.

Guarantee of Quality Scholarship is the Kansas Policy Institute commitment to delivering the highest quality and most reliable research on state and local issues in Kansas. KPI guarantees that all original factual data are true and correct and that information attributed to other sources is accurately represented.



Wichita Office:

316-634-0218
250 N. Water, Suite 216
Wichita, KS 67202
KansasPolicy.org
KansasOpenGov.org

Overland Park Office:

913-213-5038
12980 Metcalf, Suite 130
Overland Park, KS 66213
KansasPolicy.org
KansasOpenGov.org