





1st Grade Worksheet Bundle:

Printable worksheets that include multiple subjects from a variety of our online solutions, including Study Island, EducationCity, and ReadingEggs



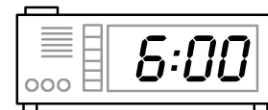
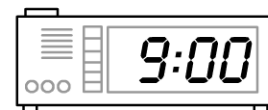
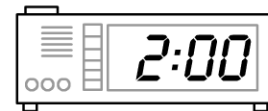


Math Activities




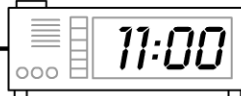
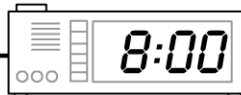
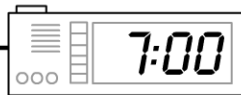
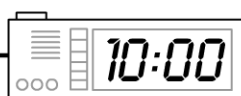
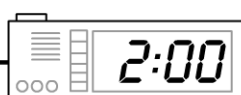
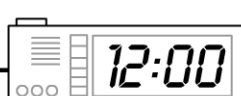

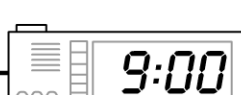
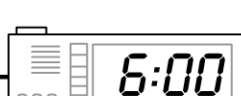


Match each clock to the words that tell its time.


- 1 four o'clock
- 2 nine o'clock
- 3 eleven o'clock
- 4 three o'clock
- 5 one o'clock
- 6 eight o'clock
- 7 twelve o'clock
- 8 ten o'clock
- 9 seven o'clock
- 10 five o'clock
- 11 six o'clock
- 12 two o'clock






Match each clock to the words that tell its time.

1 four o'clock	_____	
2 nine o'clock	_____	
3 eleven o'clock	_____	
4 three o'clock	_____	
5 one o'clock	_____	
6 eight o'clock	_____	
7 twelve o'clock	_____	
8 ten o'clock	_____	
9 seven o'clock	_____	
10 five o'clock	_____	
11 six o'clock	_____	
12 two o'clock	_____	




Color the alien lamps that total 3 red
 Color the alien lamps that total 4 blue
 Color the alien lamps that total 5 green
 Color the alien lamps that total 10 yellow



Copy these pairs of numbers into the table below.
 Can you think of any other pairs? Add them to the table.

Pairs that total 3	Pairs that total 4	Pairs that total 5	Pairs that total 10
_____	_____	_____	_____
_____	_____	_____	_____
_____	_____	_____	_____
_____	_____	_____	_____
_____	_____	_____	_____

Color the alien lamps that total 3 red
 Color the alien lamps that total 4 blue
 Color the alien lamps that total 5 green
 Color the alien lamps that total 10 yellow




Copy these pairs of numbers into the table below.
 Can you think of any other pairs? Add them to the table.

Pairs that total 3	Pairs that total 4	Pairs that total 5	Pairs that total 10
<u>2+1</u>	<u>2+2</u>	<u>2+3</u>	<u>5+5</u>
<u>1+2</u>	<u>3+1</u>	<u>3+2</u>	<u>7+3</u>
<u>3+0</u>	<u>0+4</u>	<u>4+1</u>	<u>6+4</u>
<u> </u>	<u> </u>	<u> </u>	<u> </u>
<u> </u>	<u> </u>	<u> </u>	<u> </u>

Study Island 1st Grade Math - Length

Question 1 .

How many fish hooks long is the fish?




Question 2 .

How many erasers long is the rainbow sticker?



Question 3 .

How many hands long is the horse?




Question 4 .

How many bones long is Lucky's doghouse?



Question 5 .

How many bandages long is Katie's leg?



Question 6 .

How many cars long is Mr. Johnson's house?




Question 7 .

How many fish long is the boat?



Question 8 .

Use the ruler in the toolbar to measure the objects and put them in order from longest to shortest.




Y, Z, X

Z, Y, X

X, Z, Y

Question 9 .

How many inch marks long is the dog?



9

10

8

Question 10 .

Use the ruler in the toolbar to measure the objects and put them in order from shortest to longest.



X, Y, Z

Z, X, Y

Y, X, Z

Explanations

1. There are 8 fish hooks end-to-end along the fish, so the fish is **8** fish hooks long.
2. There are 3 erasers end-to-end along the sticker, so the rainbow sticker is **3** erasers long.
3. There are 15 hands end-to-end along the horse, so the horse is **15** hands long.
4. There are 7 bones end-to-end along the doghouse, so Lucky's doghouse is **7** bones long.
5. There are 6 bandages end-to-end along Katie's leg, so her leg is **6** bandages long.
6. There are 5 cars end-to-end along the house, so Mr. Johnson's house is **5** cars long.
7. There are 15 fish end-to-end along the boat, so the boat is **15** fish long.
8. Use the ruler to measure the objects.
The paddle is 1 inch long.
The hockey stick is 3 inches long.
The bat is 2 inches long.
So, the order of the objects from longest to shortest is hockey stick, bat, paddle, or **Y, Z, X**.
9. There are 9 inch marks end-to-end along the dog, so the dog is **9** inch marks long.
10. Use the ruler to measure the objects.
The shirt is 4 centimeters long.
The shoe is 2 centimeters long.
The pants are 5 centimeters long.
So, the order of the objects from shortest to longest is shoe, shirt, pants, or **Y, X, Z**.

Answers to Questions

1. A
2. B
3. A
4. B
5. B
6. A
7. A
8. A
9. A
10. C




Reading and Literacy

Study Island 1st Grade Reading - Retelling Stories

Question 1 .

Read the story below. Then, answer the question.

Remi the dog likes riding in cars. The Walton family takes him to many places. Remi goes to the park. He goes to the lake. Remi always wants to jump into the car.



What is the best way to retell the story?

Remi likes to go places in the car.

Remi likes to swim at the lake.

Remi likes to chase all the cars.

Question 2 .

Read the story below. Then, answer the question.

Simon has a cat named Oscar. Simon likes to play with his toy car. Oscar likes riding on the toy car. This makes Simon laugh. They have fun together.



Click on the sentence that best retells the story.

Simon likes to laugh at his cat Oscar.

Simon likes when Oscar rides on the car.

Simon likes riding on his toy car with Oscar.

Question 3 .

Read the story below. Then, answer the question.

Ted and his parents played cards. His parents said they would buy him ice cream if he won. Ted tried his best. He won the card game. Ted's parents took him out for ice cream.



Which best retells the story?

Ted plays cards with his parents.

Ted's parents buy him ice cream.

Ted wins a game and gets ice cream.

Question 4 .

Read the story below. Then, answer the question.

Randy had a snowball fight with his friends. One snowball hit his face really hard. This made Randy cry.



Click on the sentence that best retells the story.

Randy and his friends have a snowball fight.

Randy's snowball hits his friend's face.

Randy is upset when a snowball hits him.

Question 5 .

Read the story below. Then, answer the question.

Janna wants to buy her mom a pot. Her mom's birthday is in three days. Her mom likes the color blue. So, Janna buys the blue pot.



Which best retells the story?

Janna buys something for her mom's birthday.

Janna thinks the blue pot is pretty.

Janna cannot find anything to buy.

Question 6 .

Read the story below. Then, answer the question.

Shawn likes being mean. He took one of his sister's dolls. He tied the doll to a toy spaceship. The spaceship shot up into the air with the doll. His sister did not find it funny.



Click on the sentence that best retells the story.

Shawn likes to make spaceships.

Shawn makes his sister cry.

Shawn is mean to his sister's doll.

Question 7 .

Read the story below. Then, answer the question.

Landon saw a fish swimming. Landon thought the fish was a toy. He put his hand into the water. He tried to grab the fish. But he could not catch it.



Which best retells the story?

Landon sees a toy fish swimming.

Landon tries to catch the fish but cannot.

Landon wants to catch the fish.

Question 8 .

Read the story below. Then, answer the question.

Eddie hid behind a dinosaur. His sister Beth walked by the dinosaur. Eddie roared loudly at his sister. Beth thought it was the dinosaur. She got scared and jumped into the air.



Which best retells the story?

Eddie scares his sister Beth.

Eddie roars loudly at his sister.

Beth jumps high into the air.

Question 9 .

Read the story below. Then, answer the question.

Melissa has long hair. She asked her grandma to fix her hair. She wanted it pulled back. Her grandma finished. Melissa looked at it and liked it.



Which best retells the story?

Melissa's grandma fixes Melissa's hair.

Melissa's grandma likes Melissa's long hair.

Melissa's grandma wants to cut Melissa's hair.

Question 10 .

Read the story below. Then, answer the question.

Cassie tried and tried to close her bag. She even tried sitting on it. The bag would not close. She had to ask her dad for help. He was able to close it.



Click on the sentence that best retells the story.

Cassie is going to see her grandparents.

Cassie has to take clothes out of her bag.

Cassie's dad helps her close her bag.

Answers: Reading - Retelling Stories

1. A
2. B
3. C
4. C
5. A
6. C
7. B
8. A
9. A
10. C

Explanations <'T gcf kpi /'T gvgmkpi 'Uvqt lgu

1. When you retell a story, you are telling it again in a shorter way. The story is about a dog that goes a lot of places in the car. He really likes this. The best way to retell the story is to say, "Remi likes to go places in the car."
2. When you retell a story, you are telling it again in a shorter way. The story is about a boy that has a cat that likes to ride on a toy car. The boy thinks this is funny. The best way to retell the story is to say, "Simon likes when Oscar rides on the car."
3. When you retell a story, you are telling it again in a shorter way. The story is about a boy who plays cards with his family. He wins the game. Because he wins, his parents buy him ice cream. The best way to retell the story is to say, "Ted wins the game and gets ice cream."
4. When you retell a story, you are telling it again in a shorter way. The story is about a boy who gets hit in the face with a snowball. The best way to retell the story is to say, "Randy is upset when a snowball hits him."
5. When you retell a story, you are telling it again in a shorter way. The story is about a girl who is shopping for her mom's birthday. She finds a blue pot to buy for her mom. The best way to retell the story is to say, "Janna buys something for her mom's birthday."
6. When you retell a story, you are telling it again in a shorter way. The story is about a boy who takes his sister's doll. He ties it to a toy spaceship. The best way to retell the story is to say, "Shawn is mean to his sister's doll."
7. When you retell a story, you are telling it again in a shorter way. The story is about a boy who wants to catch a fish. He is not able to get the fish. The best way to retell the story is to say, "Landon tries to catch the fish but cannot."
8. When you retell a story, you are telling it again in a shorter way. The story is about a boy who uses a dinosaur to scare his sister. The best way to retell the story is to say, "Eddie scares his sister Beth."
9. When you retell a story, you are telling it again in a shorter way. The story is about a girl whose grandma fixes her hair. The best way to retell the story is to say, "Melissa's grandma fixes Melissa's hair."
10. When you retell a story, you are telling it again in a shorter way. The story is about a girl who cannot close her bag. She goes to her dad for help. The best way to retell the story is to say, "Cassie's dad helps her close her bag."

Syllables

How many syllables does each word have?

1. Fish _____

2. Pear _____

3. Chicken _____

4. Spaghetti _____

5. Cheese _____

6. Candy _____

7. Bread _____

8. Carrot _____

9. Tomato _____

10. Lion _____

11. Kangaroo _____

12. Peas _____

13. Corn _____

14. Puppy _____

15. Cookie _____

16. Duck _____

17. Lettuce _____

18. Soup _____

19. Hamburger _____

20. Apple _____

Answers

1. 1
2. 1
3. 2
4. 3
5. 1
6. 2
7. 1
8. 2
9. 3
10. 2
11. 3
12. 1
13. 1
14. 2
15. 2
16. 1
17. 2
18. 1
19. 3
20. 2



Beat the Bomb



Name _____ Date _____

1 Add the missing letters.

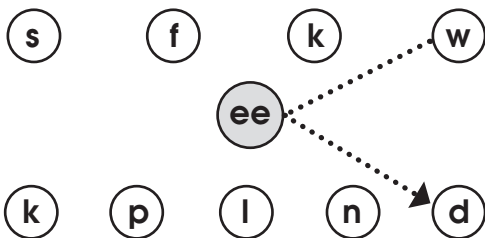
- A **f** _ _ **n** keeps us cool in summer. (**i** or **a**)
- I see little tiger **c** _ _ **bs** at the zoo. (**a** or **u**)
- Jack **ch** _ _ **ps** the wood for the fire. (**e** or **o**)
- Ice cream will **m** _ _ **lt** in the sun. (**u** or **e**)



2 Unscramble the letters to name the pictures.



3 Make six words by joining a top and bottom letter through the **ee.**



4 Write the rhyming words.

cake

ride

ship

m _____

s _____

wh _____

r _____

w _____

tr _____

t _____

h _____

sl _____



Spelling Challenge

Write the first letter of each picture then spell your own word.




Beat the Bomb

Name _____ Date _____

1 Complete the compound word in each sentence.

- After rain, you may see a **rain** _____ in the sky.
- We are going to the beach this **week** _____.
- My grandfather took us to a **foot** _____ game.
- I clean my teeth with a **tooth** _____.



2 Complete the words then read them to a friend.

Add '-dle'

Add '-ble'

Add '-gle'

bun _____

tum _____

jug _____

cud _____

bub _____

wig _____

sad _____

wob _____

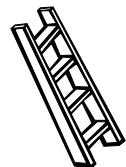
tin _____

3 Spell the missing words.

- I put **b** _____ and jam on my toast today.
- She is the best **sw** _____ in the pool.
- We go to the beach for our **su** _____ holidays.
- Put **sl** _____ on your feet to keep them warm.



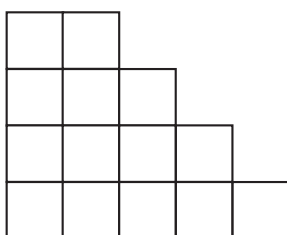
4 Name the pictures.





Spelling Challenge

Use the letters in this word to make new words.



r e a d i n g

Score five points for each correct word.

My score:

Beat the Bomb

Worksheet A

- 1 fan, cubs, chops, melt
- 2 ship, horse, stick, whale
- 3 seek, seep, seen, seed, feel, feed, keep, keel, keen, week, weep, weed
- 4 cake: make, rake, take; ride: side, wide, hide; ship: whip, trip, slip



Spelling Challenge

Answers will vary.

Worksheet B

- 1 rainbow, weekend, football, toothbrush
- 2 bundle, cuddle, saddle; tumble, bubble, wobble; juggle, wiggle, tingle
- 3 butter, swimmer, summer, slippers
- 4 bone, snowman, candle, snail, ladder



Spelling Challenge

r e a d i n g

2 letters: ad, an, in

3 letters: age, aid, air, and, are, den, die, dig, din, ear, end, era, ide, ire, nag, rag, ran, red, rid, rig

4 letters: aged, aide, arid, dare, darn, dean, dear, dine, ding, dire, drag, earn, gain, gear, grid, grin, idea, near, rage, raid, rain, rang, read, rein, rend, ride, rind, ring


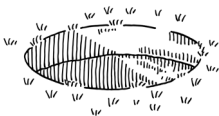






5 letters: aired, anger, deign, diner, dirge, drain, grade, grain, grand, grind, raged, range, reign, ridge

Homophones

1. Copy each list word.

sale	_____	steal	_____	sight	_____
sail	_____	flee	_____	site	_____
meet	_____	flea	_____	toe	_____
meat	_____	hole	_____	tow	_____
plane	_____	whole	_____	rain	_____
plain	_____	pray	_____	rein	_____
steel	_____	prey	_____		

2. Circle the right word.

	flea flee		hole whole		tow toe
	plane plain		sail sale		rein rain
	meet meat		steel steal		

3. Missing word.

The _____ landed safely at the airport.
 The mole dug a deep _____ in the dirt.
 We watched the boats _____ past the harbour.
 I bought a box of old toys at the garage _____.
 My brother tried to _____ my new slinky.



Homophones

4. Word clues. Which word matches?

a tiny jumping insect with no wings

leather straps attached to a horse's bridle

a hard strong metal

to run away or escape

an animal that is hunted by another

Challenge words

5. Copy each challenge word.

wear

haul

where

rays

hire

raise

higher

morning

hall

mourning

6. Choose it. Circle and rewrite the correct word to complete the sentence.

I eat breakfast in the morning mourning.

We enjoyed the warmth of the sun's raise rays.

We climbed higher hire up the tree.

They have school assemblies in the big haul hall.

I didn't know where wear my sister was hiding.

7. Silly sentences. Use as many challenge words as possible to make a silly story.


a-z

Name _____


The alphabet

Lesson 42 • Worksheet 1

1 Complete the alphabet snakes.



2 Draw lines to match.



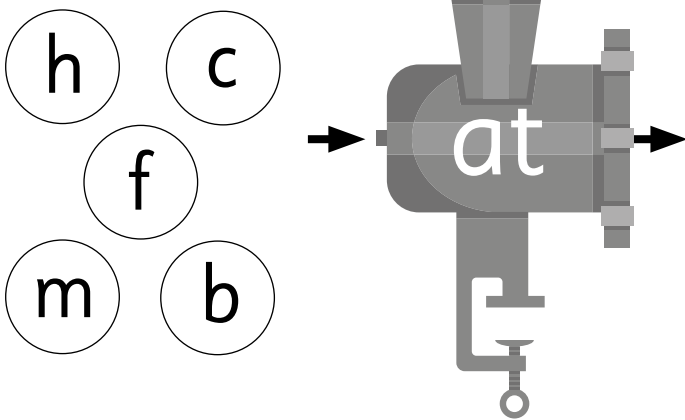
Name _____

a-z

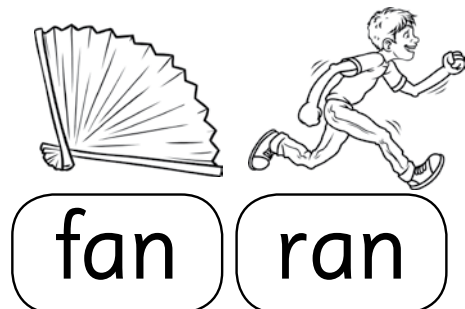
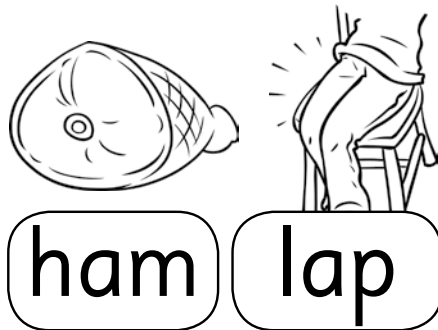
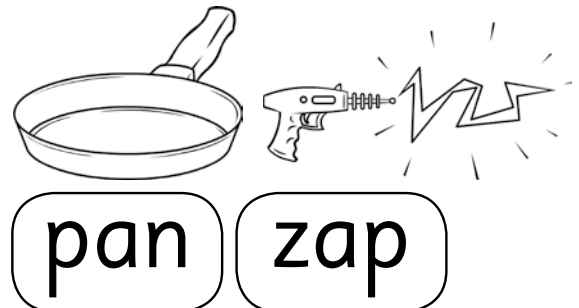
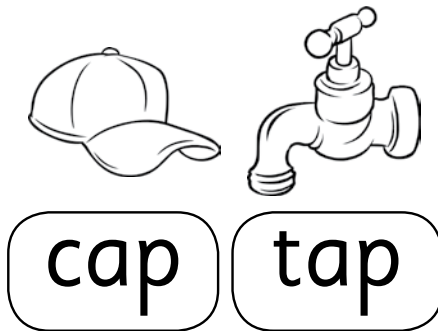
Lesson 42 • Worksheet 2

Word families

- 1 Join each letter to the **at** machine.
Write each word you make.




- 2 Color the pairs that rhyme.




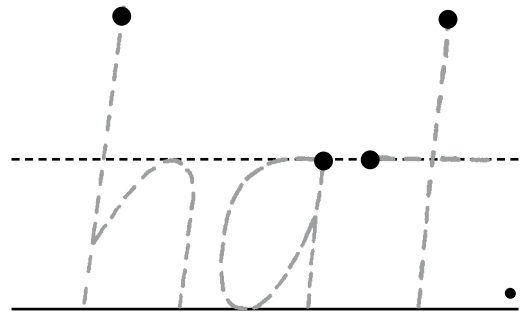
- 3 Color the **ap** words.



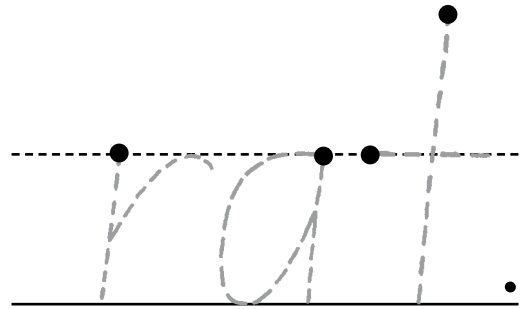
1 Complete each sentence. Draw a picture.



Sam has a



I can see a



2 Color the correct word. Cross out the wrong word.

The man had a ran nap .

She sat map in the van.



Check

1 Draw lines to match.

2 Color **at** words = red **an** words = blue.

cat	hat	man	fan
van	rat	pan	tan

3 Complete the sentences.

hat fat can

I _____ see Sam.

She has a _____ .

The rat is _____ .


Dd

Name _____


Phonemic awareness

Lesson 23 • Worksheet 1

1 Color the pictures that begin with **d**.



2 Match each letter to a picture.



3 Circle every **D**.

D	D	A	D	D
C	D	B	O	J
How many? _____				

Circle every **d**.

d	c	d	d	c
d	a	e	b	d
How many? _____				

Name _____

Dd

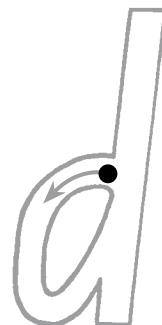
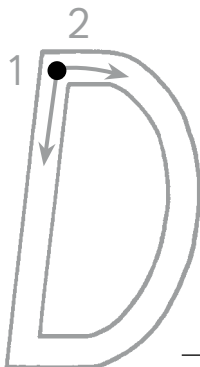
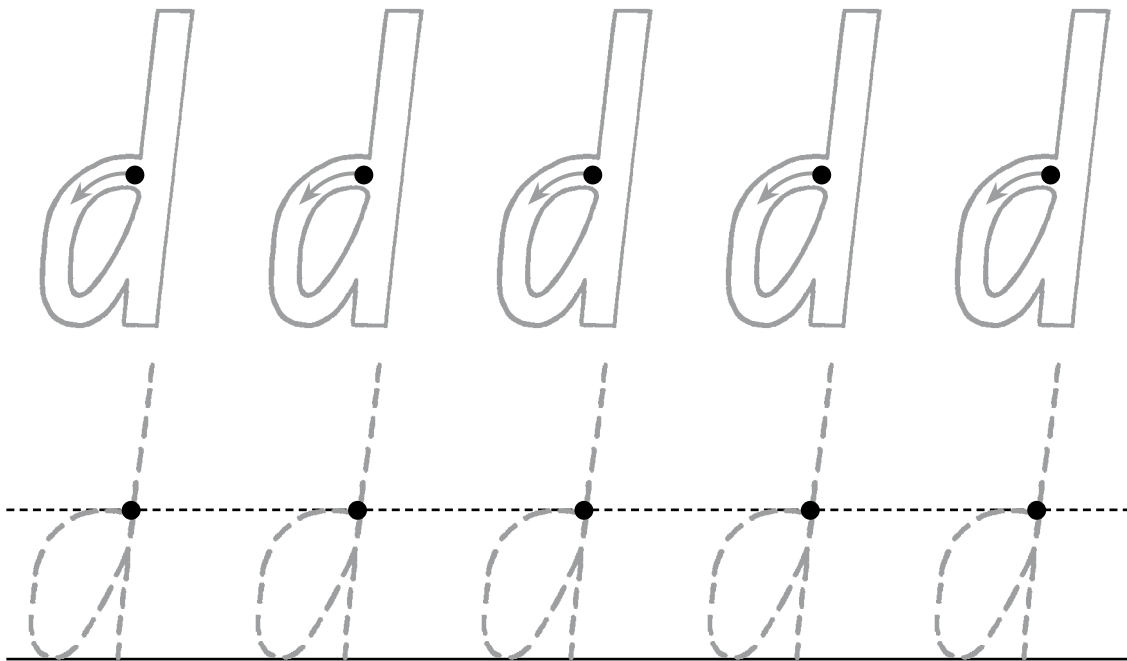
Lesson 23 • Worksheet 2

Handwriting

1 Trace the dinosaurs.



2 Trace and write.



Circle
your best
letter.

Dd

Name _____


Initial and end sounds

Lesson 23 • Worksheet 3


1 Add **d** and read the word.



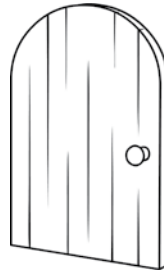
___ *d* ___ og



___ olphin



___ uck



___ oor



___ rum



___ inosaur



sa ___



see ___

2 Write words that end with **d**.

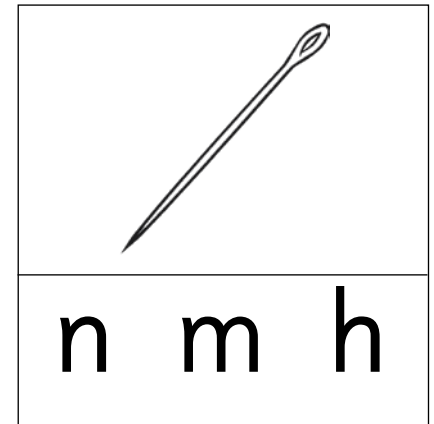


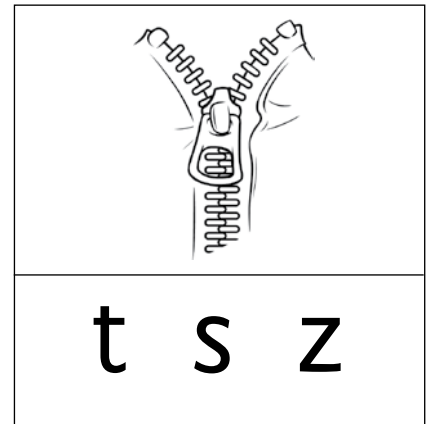
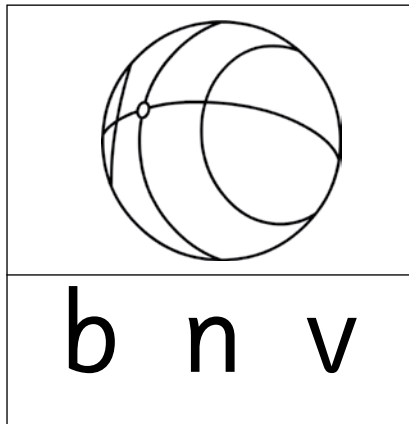
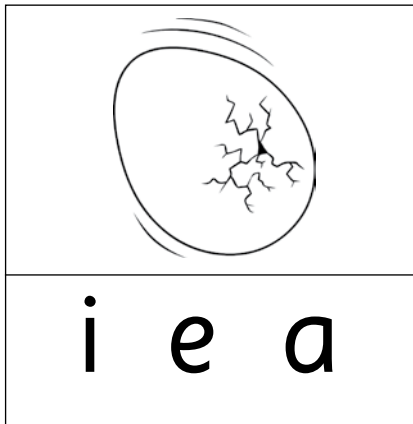
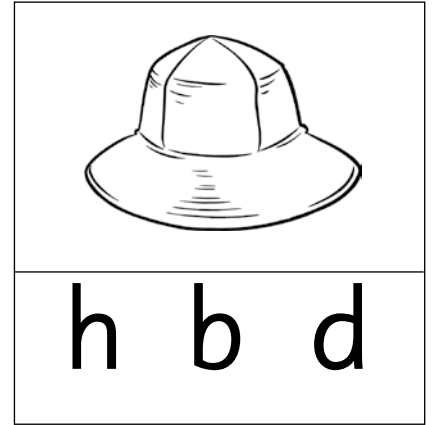


Name _____

Dd

Lesson 23 • Worksheet 4

Check

1 Circle the **beginning** sound.



2 Write three words that use these letters.

a b c d e f h i m n p r s t v z

UNIT 7: DRY AND WET AND DRY AGAIN

Seasons in Kakadu National Park, Australia

The Bininj/Mungguy Aboriginal people live in the Kakadu region of the Northern Territory. In their language, they describe the year in six seasons.

Name of the season	Time of the year	What it is like
Gudjewg	January, February, March	A wet season of heavy rain and flooding. It is hot and humid. The spear grass grows tall.
Banggerreng	April	The skies become clear, but there may still be big storms. The Kakadu plums are ripe. Animals care for their babies.
Yegge	May, June	There are cool winds. The wetlands are covered in waterlilies. The Darwin woolly butt trees are flowering.
Wurrngeng	June, July, August	The coolest time of the year: about 30 degrees Celsius during the day. The floodplains are drying out. The magpie geese are getting fat.
Gurrung	August, September, October	It is getting hotter and more humid. A good time for hunting geese, snakes and turtles.
Gunumeleng	October, November, December	There are thunderstorms. Leichhardt's grasshoppers come out for the first rains.



Kakadu National Park



Leichhardt's grasshopper

LIFE CYCLE OF A MAGPIE GOOSE



Bininj is said as “bin-ing”.

Mungguy is said as “moong-gooy”.



In the texts

1 Look at pages 68 and 69. Tick the things you can find.

a labels

c arrows

e headings

b flow diagram

d table

f map

2 Which country are the pages about? _____

3 Mark where you live on the map. ☆ Done

4 Read how to say Bininj and Mungguy.

Practise saying the words with a classmate. ☆ Done

5 Read *Seasons in Kakadu National Park, Australia*.

Write the name of the season in which these things happen.

There are cool winds. **a** _____

It's a good time to hunt snakes. **b** _____

The magpie geese get fat. **c** _____

There is heavy rain and flooding. **d** _____

It is in December. **e** _____

Darwin woolly butt trees are flowering. **f** _____

It's the coolest time of the year. **g** _____


The spear grass grows tall. **h** _____

It gets hotter and more humid. **i** _____

The Kakadu plums are ripe. **j** _____

6 Is the text nonfiction (real) or fiction (made up)? _____

7 Why are the numbered pictures on page 69 connected with arrows?





Read and learn

1 What is a compound word? Hint: See page x if you don't know.

2 Read the texts on pages 68 and 69 to complete these compound words.

a water _____ **c** wet _____ **e** thunder _____

b grass _____ **d** flood _____

3 Count the syllables in these words and write the words in the table.

year	Kakadu	season	thunderstorm
wet	magpie	Aboriginal	snake
grasshopper	waterlily	August	six

1 syllable **a**

2 syllables **b**

3 syllables **c**

4 syllables **d**

5 syllables **e**

4 Use a dictionary to find out what these words mean.

a region: _____

b humid: _____

c ripe: _____

d season: _____

e Celsius: _____

5 Why do you think Gurrung is a good season for hunting?



Your turn

I Draw a flow diagram to show what happens in the different seasons in Kakadu National Park. Use the information on page 68.

1 Gudjewg (say "good-jowk")

2 Banggerreng
(say "bung-ge-deng")



4 Wurrngeng
(say "word-e-geng")

3 Yegge (say "ye-gay")



5 Gurrung (say "gu-doong")

6 Gunumeleng
(say "goona-me-lang")



An explanation tells how and why things happen. It explains actions. It has:

- a title that often includes *How* or *Why*
- a statement introducing the action
- paragraphs in present tense
- a conclusion
- diagrams and charts.

2 a Choose words from the word bank to complete the explanation.

Word bank chicks seeds nest food flock parents eggs adult


Title: How a Magpie Goose Grows

Introduction: A magpie goose grows from an egg




to an adult.

1 Adult birds mate. They build a _____ in the reeds and lay _____.



2 Eggs hatch. The _____ are helpless. The _____ feed and protect their chicks.




3 Young geese find their own _____. They eat the _____ and bulbs of water plants.



4 The goose becomes an _____. It lives in a large, noisy _____.

b Sum up your explanation. Hint: What will happen next in the cycle?

Conclusion: _____




Conjunctions

1 A junction is where two things join together.

For example, a road junction is where two or more roads join.

Draw a road junction.



2 A conjunction is a word that joins two parts of a sentence together.

The words *and*, *but*, *as*, *yet*, *then*, *so* and *because* are all conjunctions.

Use the conjunction *and* to join these two sentences. For example:

The wetlands are covered in waterlilies. The trees are flowering.

The wetlands are covered in waterlilies and the trees are flowering.

a The floodplains are drying out. The magpie geese are getting fat.

b The Kakadu plums are ripe. Animals care for their babies.

3 Underline the conjunction in each sentence, and then rewrite the sentence as two sentences. For example:

It is hot and it is humid.

It is hot. It is humid.

a It is humid, so the spear grass grows tall.



b The skies become clear, but there may still be big storms.

c There are cool winds, and the wetlands are covered in waterlilies.

4 Write your own sentences about weather using these conjunctions.

a but

b so

c because

Unit 8: Pancake Tuesday



Pancake Recipe

Dry and wet ingredients are mixed together to make pancake batter.


The liquid batter becomes a breadlike pancake after it is cooked. Some people enjoy eating pancakes with maple syrup or fruit.

How to make 12 small pancakes


You will need:

- 1 egg
- 1 cup of milk
- 1½ cups of flour
- 3 tablespoons of sugar
- a pinch of salt
- butter or oil
- a non-stick frying pan, two bowls and a whisk

1 In a small bowl, beat the egg with a whisk and add the milk. Place the flour, sugar and salt in a large bowl.



2 Slowly pour the milk mixture into the flour. Keep stirring all the time until you have a smooth batter.



3 Heat a teaspoon of butter or oil in the frying pan. Add 1 large spoonful of batter to the pan.



4 Cook over medium heat until the bubbles pop. Flip the pancake over and cook on the other side until golden brown.



This week in your canteen!

DRINKS

Milk	\$1.00
(choc, straw, banana)	
Juice	\$1.20
(apple, orange or mango)	

FRUIT

Apple	20c
Banana	30c
Mandarin	30c
Packet of dried apricots	40c

SANDWICHES

Bread/Roll & Butter	50c
Cheese	\$1.80
Chicken	\$2.50
Ham	\$2.50
Jam	\$1.20
Tomato	\$1.20
Vegemite	\$1.50
Salad	\$2.40
Ham and salad	\$3.50
Chicken and salad	\$3.50

Salad contains: lettuce, carrot, cheese, tomato and beetroot.

Add 10c for a roll.

Add 10c for a toasted sandwich.

HOT FOOD

Pancakes ONLY ON TUESDAYS
40c each or 3 for \$1.00

Fish Bites	30c each
Pizza Pocket	\$1.60
Chicken burger with salad	\$3.30





In the texts

1 Read the text on page 76.

- a** What is the title? _____
- b** Answer *yes* or *no*. Does the text have:
- a list of ingredients and tools? _____
 - numbered steps? _____
 - steps that tell how, when and where? _____
 - pictures to match each step? _____
- c** What is the text type? _____
- d** What do you learn by reading this text?

2 Read the text on page 77.

- a** What is the title? _____
- b** Is this text a letter, a list or a poem? Circle one.
- c** What do you learn by reading this text?

- d** Where might you find a text like this?

3 Label the following on pages 76 and 77.

money sandwich lunch bag pen

4 Write captions for these photographs.

boy on page 76: _____

boy on page 77: _____





Read and learn

1 Read *Pancake Recipe* and fill in the missing words.

a Dry and _____ ingredients are _____ together

_____ make _____ batter.

b The dry ingredients you need are flour, _____ and _____.

c The wet ingredients you need are egg, _____ and _____.

2 Draw and label the three tools you need to make pancakes.

--	--	--

3 Write the numbers 1 to 7 in the boxes to show the order of steps.

Cook until the bubbles pop.

Heat oil or butter in the frying pan.

Stir.

Beat the egg and milk.

Pour the milk mixture into the dry ingredients.

Flip the pancake and cook the other side.

Add the batter to the pan.

4 In your own words, tell a classmate how to make pancakes. Done





5 Read *This week in your canteen!* Write how much each item costs.

apple juice	\$1.20	d banana milk	
a mandarin		e Vegemite roll	
b ham sandwich		f toasted cheese sandwich	
c chicken burger with salad		g three pancakes	

6 What types of juice can you buy?

7 What food is in a salad? l _ tt _ ce, c _ rr _ t, ch _ se,
t _ m _ to, _ eet _ oo _ .

8 What is in the salad that is not a vegetable?

9 Can you buy pancakes on Friday?

10 Complete this lunch order.

I would like:

one apple juice _____

one chicken sandwich _____


one banana _____

Total: \$ _____

Name: Samson Ryan

Class: Year 2, Wombat Room

Write the price of each item and the total price for Samson's lunch. Also, it is kind to write "Thank you" on your lunch order bag.



A procedure tells how to do something. It has:

- a goal or aim
- a list of materials and equipment needed
- steps in order
- steps that tell how, when and where
- steps written as commands
- time words
- pictures and diagrams.



Your turn

Write a procedure that shows how to order lunch from the canteen.

Title:

Give your procedure a title that uses the word *How*.

What you need:

Write the materials you need to order lunch. Hint: they are on pages 76 and 77.

What you do:

Write what you do in the order you do it. Number each step.



Sentences

A sentence can be a question. **Do you like pancakes?**

A sentence can be a command. **Eat those pancakes now!**

A sentence can be a statement. **Pancakes are yummy.**

A sentence can be an exclamation. **The pancakes are burning!**

1 Circle **Q**, **C**, **S** or **E** to show the type of sentence.

Q = Question **C** = Command **S** = Statement **E** = Exclamation

a We ate all the pancakes. **Q** **C** **S** **E**

b Are the pancakes ready yet? **Q** **C** **S** **E**

c Quick, flip the pancake! **Q** **C** **S** **E**

d Ouch, that pancake is hot! **Q** **C** **S** **E**

2 Write your own sentences about pancakes.

question **a** _____

command **b** _____

statement **c** _____

exclamation **d** _____

3 A sentence begins with a capital letter.

a Check that each of your sentences in question 2 starts with a capital letter. ☆ Done

b Read the steps for making pancakes on page 76.

Circle the capital letter at the start of each sentence. ☆ Done

4 A sentence ends with a full stop, a question mark or an exclamation mark.

Draw a line to match each punctuation mark with its name.

full stop ?

exclamation mark .

question mark !

5 Add punctuation marks to the ends of these sentences.

a I am making pancakes _____

b Watch out, the batter's spilling _____

c Would you like maple syrup too _____

d She ate 25 pancakes _____

e It's fun to make pancakes _____

6 A sentence needs to make sense on its own.

Answer *yes* or *no*.

	Does it make sense?	Is it a sentence?
a We made pancakes at school.		
b I love pancakes!		
c On Tuesday		
d those pancakes are		
e Add a pinch of salt.		
f Can you flip a pancake?		
g will the pancake?		
h She burnt the pancakes.		
i It's hot because		

My stuff

Interesting things I've read, seen or done lately.

Books read

poetry
cool games
photos

UNIT 7: DRY AND WET AND DRY AGAIN

Unit 8: Pancake Tuesday



The best part was

The hardest part was

The easiest part was

Most interesting fact

1 2 3 4 5 6 7 8 9 10



The best part was

The hardest part was

The easiest part was

Most interesting fact

1 2 3 4 5 6 7 8 9 10




19
drawings **DIARY**
plays



Cut and stick
pictures from
magazines or
newspapers.

GREAT WEBSITES



Assessment: Units 7 and 8

Print your name here:

(First name)

(Family name)


This is a test to see how well you understand what you have read, and to see what you know about using language, spelling and punctuation. It is also a writing test.

Instructions

Read each question carefully. Some questions will ask you to read a text from another page in this book before answering.

Use a pencil. **DO NOT** use a pen. If you make a mistake, rub it out and try again.

There are three different ways to show your answer:

- Shade the bubble next to the correct answer. 
- Write a word in a box.
- Write a number in a box.

Start of test

Read *Seasons in Kakadu National Park, Australia* on page 69, and answer questions 1 to 4.

1 The season that comes after **Banggerreng** is

- Yegge.
- Gudjewd.
- Gunumeleng.

2 The magpie geese get fat in

- Yegge.
- Wurrngeng.
- Gunumeleng.

3 A good time for hunting snakes is

- Gurrung.
- Wurrngeng.
- Gunumeleng.

4 The Kakadu region is

- always dry.
- the dry season.
- part of the Northern Territory.

5 How many syllables are in the word *magpie*?

- two
- three
- four

6 How many syllables are in the word *waterlily*?

- two
- three
- four

7 How many syllables are in the word *Kakadu*?

- two
- three
- four

Read questions 8 to 10, and write the conjunction from each sentence in the box.

8 *There was lots of rain and it flooded.*

9 *It rained so the grasshoppers came out.*

10 *There is a dry season, then there is a wet season.*

Read questions 11 to 14, and choose the type of each sentence.

11 *She made pancakes.*

- question
- command
- statement

12 *Can I help you?*

- question
- statement
- exclamation

13 *Wash the dishes now!*

- question
- command
- exclamation

14 *Help, it's spilling!*

- command
- statement
- exclamation

Read questions 15 to 18, and choose the punctuation mark missing from each sentence.

15 *They ate the pancakes__*

- full stop (.)
- exclamation mark (!)
- comma (,)

16 *Why did you make pancakes__*

- question mark (?)
- full stop (.)
- comma (,)

17 *Yuck, I hate pancakes__*

- full stop (.)
- exclamation mark (!)
- comma (,)

18 *You need egg__ milk and flour to make pancakes.*

- full stop (.)
- exclamation mark (!)
- comma (,)

Assessment: Units 7 and 8

The spelling mistakes in these sentences have been circled. Write the correct spelling for each circled word in the box.

19 Slowly **por** the mixture into the flour.

20 Flip the pancake **ova**.

21 This is in **yor** canteen.

22 The pancake recipe on page 76 is a

- narrative.
- recount.
- procedure.

23 The pancake recipe tells you

- all about pancakes.
- how to make pancakes.
- who likes pancakes.

24 Which word completes this sentence?

The magpie geese are _____ fat.

- got
- get
- getting

