

STAINING SYSTEM



STAINING SYSTEM

Used in Histology, Cytology, Hematology, Pathology, and Microbiology staining.
Also known as Tissue dyeing, Slide Stainer.

HTP41-30A AUTOMATIC SLIDE STAINER

The big Tissue Stainer can stain large quantity slides at same time. Adopt PLC control system and Electronic Touch Screen, it's convenient to operation and low failure rate. Adopt high performance stepper motor and drive with Synchronous Belt, to ensure the balanced running, accurately fixed position, min. noise and so on.

Adopt Photoelectric switch to fixed position, it has find position memory and reset automatically functions.

It can store 10 different programs to meet the different staining requirements.

Battery backup can be optional, to permit staining of slides to continue during the main power failures.




SPECIFICATIONS

Model	HTP41-30A
Specimen slide throughput	At least 200 specimen slides per hour (depend on the selected program)
Loading capacity	3 slides rack
Slide rack capacity	30 specimen slides
Total number of stations	26
Number reagent stations	18
Reagent container volume	600 ml
Number of wash stations	3
Number of wait stations	3
Oven	1
Oven chamber temperature	Ambient temperature to 85°C
Load/unload stations	1 each
Incubation time setting	from 0 sec. up to 9999 sec.
Permanent memory capacity	5 programs, up to 24 program steps each
Operation temperature range	15 °C to 35 °C
Relative humidity	≤ 90 % (+25°C)
Dimension (W×D×H)	120 cm × 50 cm × 60 cm
Weight	110 kg
Voltage	220 V, 50 Hz
Power rating	300 VA

HTP41-75A AUTOMATIC SLIDE STAINER

Has the intelligent key function (can not see the screen blind operation), when the display screen has no display and touch function damage, the main function of the dyeing machine can be operated normally. Program intelligent dynamic detection function, can track and detect the operation of specimens, and can judge and deal with various abnormal conditions, to prevent damage to specimens. Use of ionized decomposition of harmful gases and activated carbon filtration, fully sealed internal circulation systems to ensure that operators are protected from harmful gases. The washing cylinder uses the bottom of the cylinder to feed water automatically, and drains 3 cm below the cylinder opening to prevent the water from overflowing into the instrument due to the failure of the instrument pump, and also to avoid the upper spray water, because the impulse is too large to wash out the diagnostic cells. It can automatically warm up hematoxylin, eosin and other dyes, and the dyeing effect is better and more stable (can be set to warm or not according to the requirements of use). Equipped with a special drying cylinder, dyeing after the completion of hot air drying, the real realization of the dyeing process once completed.




Product Image Coming Soon

SPECIFICATIONS

Model	HTP41-75A
Screen	7 – inch color touch screen operation
Cylinder design reagents	18
Dye cylinder volume	1000 ml
Rated voltage	220 v \pm 10 % AC
Power frequency	50 \pm 1 Hz
Rated power	\leq 500 W
Reagent tanks	18 cylinders
Tank volume	1000 ml
Number of stained slides per batch	\geq 75 tablets

HTP41-16 SLIDE STAINER

Multiple sets of programs are available for editing (non-sequential editing can be performed, and dyeing steps and time can be programmed arbitrarily). Multiple sets of programs are available for editing (non-sequential editing can be performed, and dyeing steps and time can be programmed arbitrarily). Automatic drying temperature can be set. The temperature around the drying cylinder is uniform, and there is a water and gas overflow. Automatically control the flushing water level. When the dyed hanging blue enters the washing tank, the water is automatically filled in the washing tank. When the hanging blue leaves the washing tank, the water injection is automatically stopped, and the water in the tank is drained. The drip residence time is adjustable. The dripping time can be adjusted according to the sample volume and ambient temperature to ensure the purity of the reagent.



Product Image Coming Soon


SPECIFICATIONS

Model	HTP41-16
Programs	16 sets can be programmed arbitrarily
Volume of a single cylinder	1000 ml
Loading capacity of a single cylinder	62 pieces each time

Single-cylinder processing time	0~99 min 99 s
Number of shaking time of the cylinder	can be adjusted arbitrarily
Stirring times	can be adjusted arbitrarily
The drip residence time is	0 seconds to 300 seconds can be adjusted arbitrarily
Cylinder positions	14
Washing cylinder	1 (the first cylinder)
Drying cylinder	1 (the last cylinder)
Drying temperature	0 – 85 °C can be set arbitrarily
Power supply	220 V 50 Hz ± 10 %
Power consumption	≤ 300 W

HTP41-15 SLIDE STAINER

The tissue staining machine adopts English menu, LCD display and interactive light touch operating system, which makes easy to operate. The surface of the body is sprayed with metallic paint, and the whole body is resistant to corrosion. Best quality, and elegant appearance. The mechanical system is combined by belt drive and automatic control. Reliable function, and limited noise.



Product Image Coming Soon

SPECIFICATIONS

Model	HTP41-15
First cylinder	provides starting protection
Cleaning cylinder	5
Hematoxylin cylinder	1
Differentiation cylinder	1
Eosin cylinder	1
Blue Back cylinder	1
Gradient alcohol cylinder	4
Ending cylinder	1
Cylinders 2nd, 4th, 6th, 8th, 10th	Cleaning cylinders
Cylinder 3rd	For heating Hematoxylin
Cylinder 5th	For differentiation
Cylinder 7th	For Blue Back
Cylinder 9th	For eosin staining
Cylinders 11th, 12th, 13th and 14th	Gradient alcohol cylinders
Cylinder 15th	Ending cylinder
Single-cylinder processing time	Set from 1 s to 10 s
Power	≤ 200 watt
Supply voltage	AC 220 V ± 22 V, 50 Hz ± 1 Hz

HTP41-48 IMMUNO AUTOSTAINER

Open system, Suitable for various kinds of specimen. True hands free, walk away ,overnight operation.Easy Windows™ based programming,password protection. Allows for several stainers using single computer simultaneously. User-specified protocols/User's own reagents,serval runs per day. Robust, proven construction and operation. No disposable pipette tips. Per-run reagent volume checks.



SPECIFICATIONS

Model	HTP41-48
Slides Capacity	48
Reagents Capacity	64
Minimum dropping reagent	50 µl
Dropping reagent increment	50 µl, 100 µl, 150 µl, 200 µl
Maximal output power	≤ 350 VA
Working noise	≤ 60 dB (A)
Application	IHC,HE more
Dimension (mm)	1015x665x520
Power supply	220 V or 110 V
Rated current	1.6 A
Weight	116 kgs

HTP41-30 FULLY IMMUNO AUTOSATINER

Fully automation from Baking to counterstaining . No manual intervention required during the whole process. Working temperature from room temperature up to 100°C, can be chosen in all steps. Open system for universal primary antibody. Close system for detection system and ancillary reagents for assuring the quality control. Including all-in-one computer, barcode scanner and labelprinter. Simple and morden designed operation interface for clear and easy to use. Can connect up to 5 instruments at the same time and operate independently. Flexible protocol settings which can be customized for different experiment scenes.

SPECIFICATIONS

Model	HTP41-30
Staining mode	Single staining
Reagent consumption	General use 120 µl
Reagent positions	36 (29 for antibody reagent bottles, 7 for detection system bottles)
Self-calibration	When opening the instrument, it will run self-calibration automatically
Mixing station	6 positions
Reaction chamber	3 chambers

Slide positions	30 slides
Test time	≤ 3.5 hours
Ancillary bottle	2.5 L
Waste bottle	Bulk waste bottle of 18 L
Hazardous waste bottle	2.5 L
Outer package	1020x1100x1700 mm
Weight	340 kgs

HTP41-12 HYBRIDIZER

This instrument is adopted FISH processing step, which can reduce a lot of manual operating time and avoid the damage of harmful reagent.

Full touch screen operation, friendly human interface.

Support restart functionality runs an unexpected power outage, when power is restored can be

scheduled to automatically back up and running.

Supporting automatic cooling function after running over.

Supporting automatic warm-up function.

Platform high precision of temperature control, low fluctuation.

Can deal with 12 slides.

Support 105 custom programs stored functions.

Integrated denaturation and hybridization, hybrid, multiple-step operation threemodes of operation.



SPECIFICATIONS

Model	HTP41-12
Temperature control range	RT + 5 °C ~ 100 °C
Temperature set range	0 °C ~ 100 °C
Accuracy of temperature	≤ ± 1 °C
Uniformity temperature	≤ ± 1 °C
Heating time	≤ 2 min (37 °C to 95 °C)
Cooling time	≤ 6 min (95 °C to 45 °C)
Capacity	12
Power	350 W
Input voltage	220 V / 50-60 Hz
Fuse	250 V 3 A Φ 5×20
Dimension	440×220×120 mm
Weight	4.5 kg

LABSTAC

Labstac LLC

82 Wendell Avenue, STE 100, Pittsfield, MA, 01201, USA

Email: contact@labstac.com | Website: labstac.com