



FISHER PAYKEL WA1068G2 10kg Top Loader Washing Machine User Guide

[Home](#) » [Fisher & Paykel](#) » FISHER PAYKEL WA1068G2 10kg Top Loader Washing Machine User Guide

FISHER & PAYKEL

WA1068G2 10kg Top Loader Washing Machine
User Guide

Series 5 | Top Load
White



With plenty of room for large loads and 6 wash cycles including Allergy, this top loader caters to every type of load.

- SmartDrive™ technology delivers a gentle, quiet and reliable wash
- Six wash cycles including Allergy, Easy Iron, and Handwash
- Soft-close lid for hands-free operation

- 4-star energy and 3.5-star water rating

Contents [[hide](#)

1 DIMENSIONS

2 FEATURES & BENEFITS

3 SPECIFICATIONS

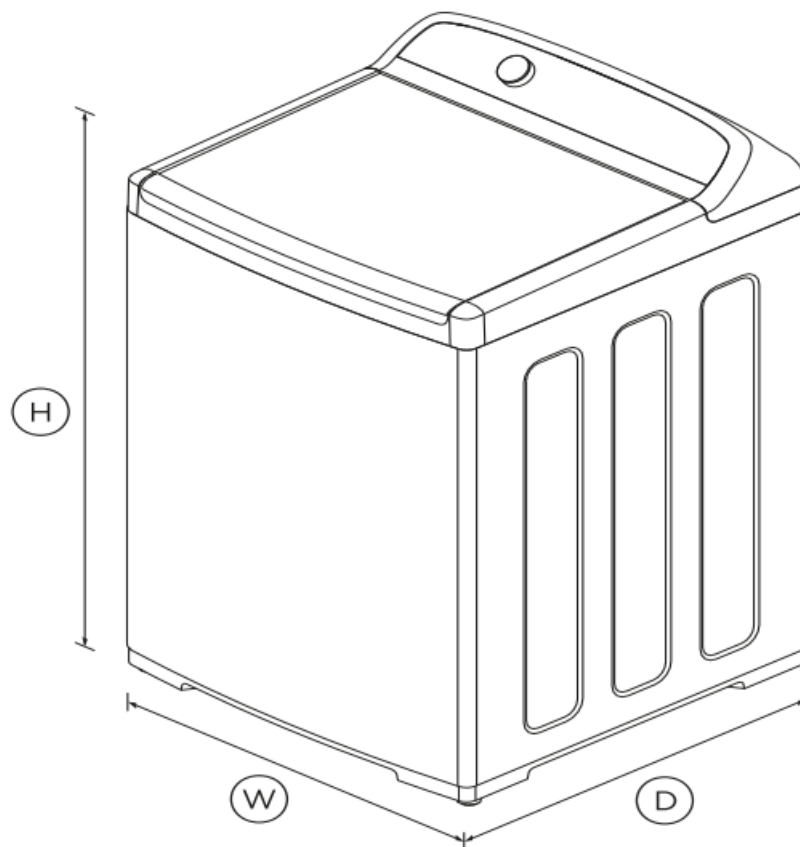
4 Documents / Resources

4.1 References

5 Related Posts

DIMENSIONS

Height	1060 – 1090mm
Width	685mm
Depth	700mm



FEATURES & BENEFITS

Easy to use

This machine has a cycle to suit every type of load including Allergy, Easy Iron, and Handwash. Select a cycle with easy-to-use SmartTouch™ controls.

Cares for clothes

The flexible finned agitator ensures less tangling for superior clothes care.

Soft close lid

The robust plastic lid has a soft close mechanism that makes it family safe, avoids slamming, and allows for hands-free operation.

Save time with large capacity

The 10kg capacity top loader is ideal for larger families and can wash bulky items with ease.

Quicker drying

Drying times are reduced due to a fast spin speed of 1100RPM which helps remove more water.

Energy saving

Eco-Active™ recirculates water and detergent through clothes so less hot water is used to remove stains, dirt, and bacteria.

SPECIFICATIONS**Consumption**

Annual energy consumption	350kWh
Energy rating	4 star
Water consumption per cycle	123L
Water rating	3.5 star (WELS)

Features

Agitator	Flexible finned
Auto out-of-balance correction	•
Automatic water level	•
Controlled cold	•
Delay start	•
Detergent dispenser	•
Fabric softener dispenser	•
Lid lock	•
No spin / Spin Hold	•
Rinse options	3
SmartTouch™ control dial	•
Soak	•
Spin speeds	3
Stainless steel drum	•
Water temperature controls	5

Performance

Auto-Lint disposal	•
Load sensing	•
Maximum spin speed	1100 rpm
Number of spin speeds	3
SmartDrive™ technology	•

Product dimensions

Depth	700mm
Height	1060 – 1090mm
Height (Lid open)	1440 – 1470mm
Width	685mm




Warranty

Parts and labor	2 years
Parts only SmartDrive™ Motor	10 years

Wash Cycles

Allergy	•
Eco	•
Handwash	•
Heavy	•
Number of wash cycles	6
Quick	•
Regular	•




Other product downloads available at fisherpaykel.com

	User Guide
	Service & Warranty
	Installation Guide



A PEACE OF MIND SALE
24 Hours 7 Days a Week Customer Support
T 0800 372 273 www.fisherpaykel.com

Documents / Resources

	FISHER PAYKEL WA1068G2 10kg Top Loader Washing Machine [pdf] User Guide WA1068G2, 10kg Top Loader Washing Machine, WA1068G2 10kg Top Loader Washing Machine, Washing Machine
	FISHER PAYKEL WA1068G2 10KG Top Loader Washing Machine [pdf] User Guide WA1068G2, 10KG Top Loader Washing Machine, WA1068G2 10KG Top Loader Washing Machine, Top Loader Washing Machine, Washing Machine
	FISHER PAYKEL WA1068G2 10kg Top Loader Washing Machine [pdf] User Guide WA1068G2, 10kg Top Loader Washing Machine, WA1068G2 10kg Top Loader Washing Machine, Top Loader Washing Machine, Washing Machine

References

-  [Home Appliances | Fisher & Paykel USA](#)